#01 GSM850_Right Cheek_Ch251

DUT: 150324

Communication System: GSM850; Frequency: 848.8 MHz;Duty Cycle: 1:8.3
Medium: HSL_850_110509 Medium parameters used: f = 849 MHz; σ = 0.898 mho/m; ε_r = 41.9; ρ = 1000 kg/m^3
Ambient Temperature：22.0 °C; Liquid Temperature：22.0 °C

DASY5 Configuration:
- Probe: EX3DV4 - SN3697; ConvF(8.67, 8.67, 8.67); Calibrated: 2010/11/23
- Sensor-Surface: 4mm (Mechanical Surface Detection)
- Electronics: DAE3 Sn577; Calibrated: 2011/1/13
- Phantom: SAM-Back; Type: QD 000 P40 C; Serial: TP-1383
- Measurement SW: DASY5, V5.0 Build 125; SEMCAD X Version 13.4 Build 125

Ch251/Area Scan (31x101x1): Measurement grid: dx=20mm, dy=20mm
Maximum value of SAR (interpolated) = 0.725 mW/g

Ch251/Zoom Scan (5x5x7)/Cube 0: Measurement grid: dx=8mm, dy=8mm, dz=5mm
Reference Value = 8.23 V/m; Power Drift = -0.144 dB
Peak SAR (extrapolated) = 1.08 W/kg
SAR(1 g) = 0.661 mW/g; SAR(10 g) = 0.445 mW/g
Maximum value of SAR (measured) = 0.695 mW/g

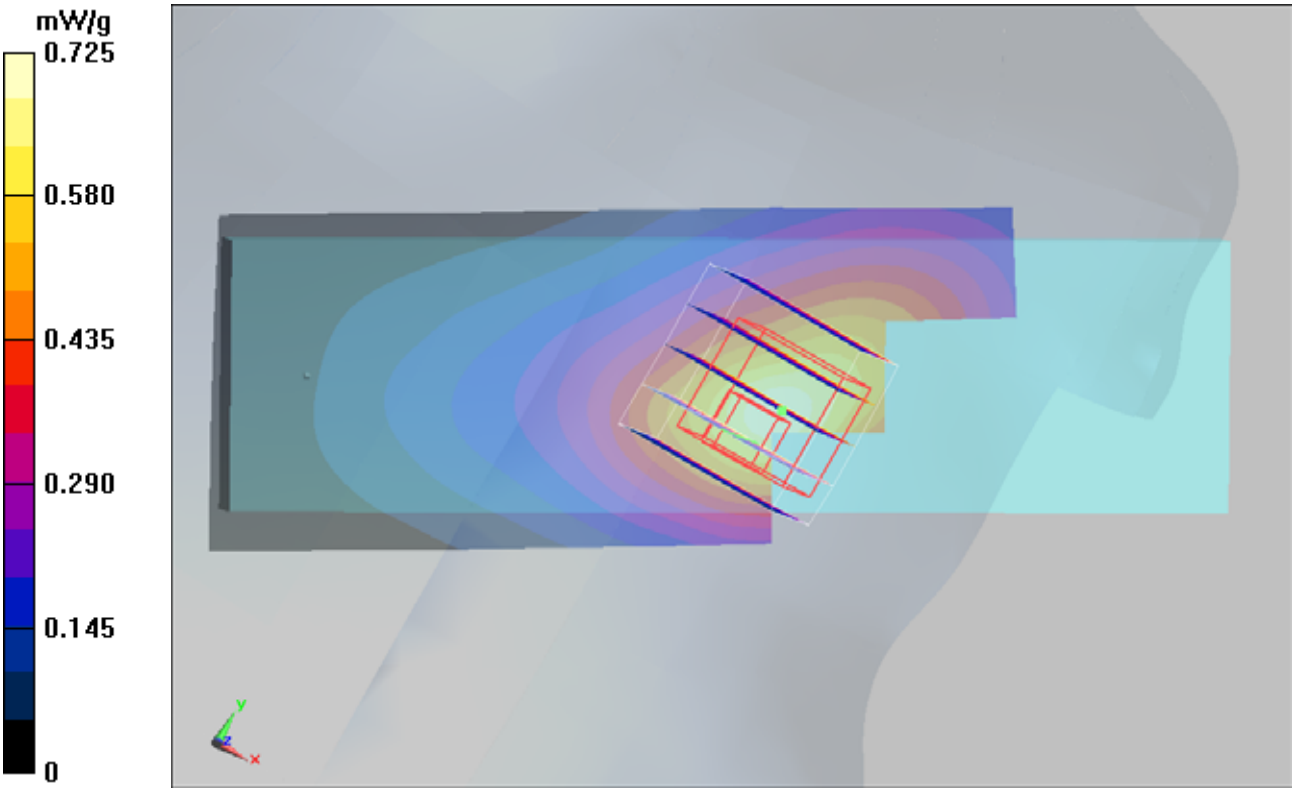
mW/g
0.725
0.580
0.435
0.290
0.145
0
y
x

#02 GSM850_Right Tilted_Ch251

DUT: 150324

Communication System: GSM850; Frequency: 848.8 MHz;Duty Cycle: 1:8.3
Medium: HSL_850_110509 Medium parameters used: f = 849 MHz; σ = 0.898 mho/m; ε_r = 41.9; ρ = 1000 kg/m^3
Ambient Temperature：22.7 °C; Liquid Temperature：21.6 °C

DASY5 Configuration:
- Probe: EX3DV4 - SN3697; ConvF(8.67, 8.67, 8.67); Calibrated: 2010/11/23
- Sensor-Surface: 4mm (Mechanical Surface Detection)
- Electronics: DAE3 Sn577; Calibrated: 2011/1/13
- Phantom: SAM-Back; Type: QD 000 P40 C; Serial: TP-1383
- Measurement SW: DASY5, V5.0 Build 125; SEMCAD X Version 13.4 Build 125

Ch251/Area Scan (31x101x1): Measurement grid: dx=20mm, dy=20mm
Maximum value of SAR (interpolated) = 0.189 mW/g

Ch251/Zoom Scan (5x5x7)/Cube 0: Measurement grid: dx=8mm, dy=8mm, dz=5mm
Reference Value = 5.96 V/m; Power Drift = -0.052 dB
Peak SAR (extrapolated) = 0.244 W/kg
SAR(1 g) = 0.183 mW/g; SAR(10 g) = 0.138 mW/g
Maximum value of SAR (measured) = 0.193 mW/g

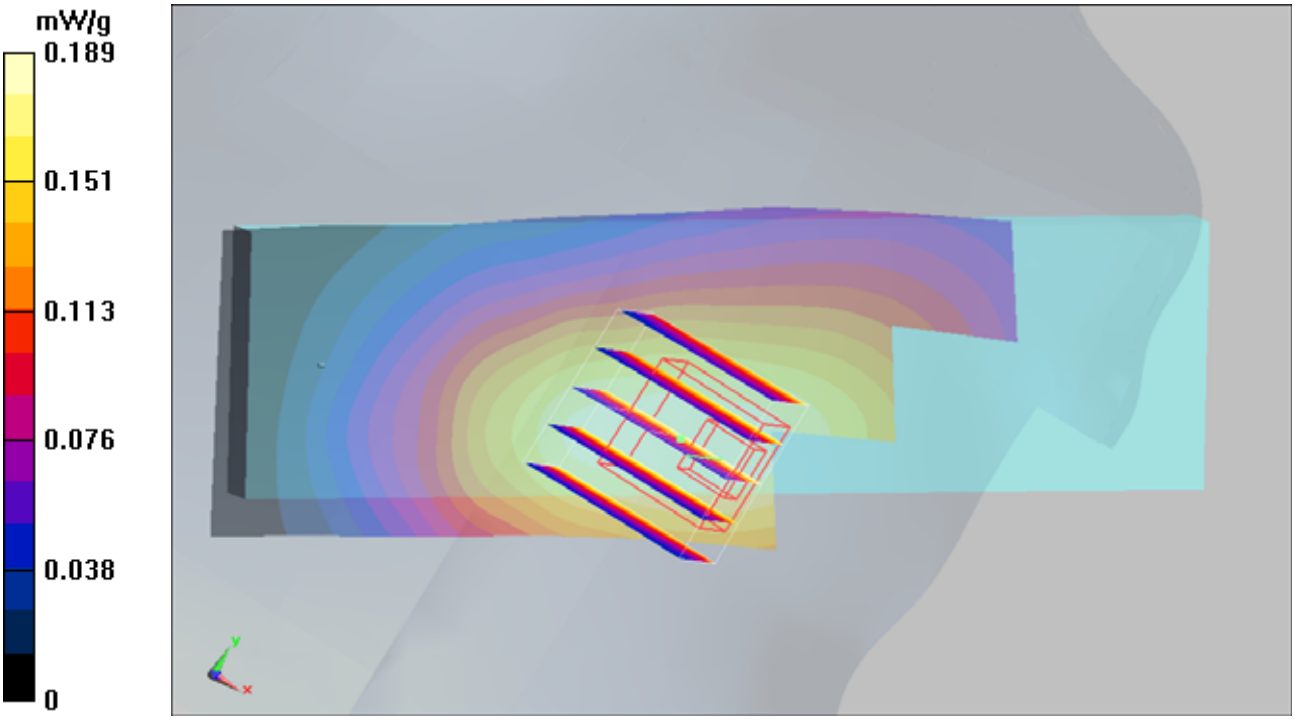
mW/g
0.189
0.151
0.113
0.076
0.038
0
y
x

#03 GSM850_Left Cheek_Ch251

DUT: 150324

Communication System: GSM850; Frequency: 848.8 MHz;Duty Cycle: 1:8.3
Medium: HSL_850_110509 Medium parameters used: f = 849 MHz; σ = 0.898 mho/m; ε_r = 41.9; ρ = 1000 kg/m^3
Ambient Temperature：22.7 °C; Liquid Temperature：21.6 °C

DASY5 Configuration:
- Probe: EX3DV4 - SN3697; ConvF(8.67, 8.67, 8.67); Calibrated: 2010/11/23
- Sensor-Surface: 4mm (Mechanical Surface Detection)
- Electronics: DAE3 Sn577; Calibrated: 2011/1/13
- Phantom: SAM-Back; Type: QD 000 P40 C; Serial: TP-1383
- Measurement SW: DASY5, V5.0 Build 125; SEMCAD X Version 13.4 Build 125

Ch251/Area Scan (31x101x1): Measurement grid: dx=20mm, dy=20mm
Maximum value of SAR (interpolated) = 0.936 mW/g

Ch251/Zoom Scan (5x5x7)/Cube 0: Measurement grid: dx=8mm, dy=8mm, dz=5mm
Reference Value = 3.81 V/m; Power Drift = 0.074 dB
Peak SAR (extrapolated) = 1.96 W/kg
SAR(1 g) = 0.942 mW/g; SAR(10 g) = 0.568 mW/g
Maximum value of SAR (measured) = 0.990 mW/g


mW/g
0.936
0.749
0.562
0.374
0.187
0

#04 GSM850_Left Cheek_Ch128

DUT: 150324

Communication System: GSM850; Frequency: 824.2 MHz;Duty Cycle: 1:8.3
Medium: HSL_850_110509 Medium parameters used: f = 824.2 MHz; σ = 0.875 mho/m; ε_r = 42.2; ρ = 1000 kg/m^3
Ambient Temperature：22.7 °C; Liquid Temperature：21.6 °C

DASY5 Configuration:
- Probe: EX3DV4 - SN3697; ConvF(8.67, 8.67, 8.67); Calibrated: 2010/11/23
- Sensor-Surface: 4mm (Mechanical Surface Detection)
- Electronics: DAE3 Sn577; Calibrated: 2011/1/13
- Phantom: SAM-Back; Type: QD 000 P40 C; Serial: TP-1383
- Measurement SW: DASY5, V5.0 Build 125; SEMCAD X Version 13.4 Build 125

Ch128/Area Scan (31x101x1): Measurement grid: dx=20mm, dy=20mm
Maximum value of SAR (interpolated) = 1.1 mW/g

Ch128/Zoom Scan (5x5x7)/Cube 0: Measurement grid: dx=8mm, dy=8mm, dz=5mm
Reference Value = 3.65 V/m; Power Drift = 0.218 dB
Peak SAR (extrapolated) = 2.03 W/kg
SAR(1 g) = 1.03 mW/g; SAR(10 g) = 0.627 mW/g
Maximum value of SAR (measured) = 1.07 mW/g


mW/g
1.1
0.880
0.660
0.440
0.220
0

#05 GSM850_Left Cheek_Ch189

DUT: 150324

Communication System: GSM850; Frequency: 836.4 MHz;Duty Cycle: 1:8.3
Medium: HSL_850_110509 Medium parameters used : f = 836.4 MHz; σ = 0.887 mho/m; ε_r = 42; ρ = 1000 kg/m^3
Ambient Temperature：22.7 °C; Liquid Temperature：21.6 °C

DASY5 Configuration:
- Probe: EX3DV4 - SN3697; ConvF(8.67, 8.67, 8.67); Calibrated: 2010/11/23
- Sensor-Surface: 4mm (Mechanical Surface Detection)
- Electronics: DAE3 Sn577; Calibrated: 2011/1/13
- Phantom: SAM-Back; Type: QD 000 P40 C; Serial: TP-1383
- Measurement SW: DASY5, V5.0 Build 125; SEMCAD X Version 13.4 Build 125

Ch189/Area Scan (31x101x1): Measurement grid: dx=20mm, dy=20mm
Maximum value of SAR (interpolated) = 1.04 mW/g

Ch189/Zoom Scan (5x5x7)/Cube 0: Measurement grid: dx=8mm, dy=8mm, dz=5mm
Reference Value = 3.82 V/m; Power Drift = 0.094 dB
Peak SAR (extrapolated) = 1.97 W/kg
SAR(1 g) = 0.988 mW/g; SAR(10 g) = 0.602 mW/g
Maximum value of SAR (measured) = 1.04 mW/g


mW/g
1.04
0.832
0.624
0.416
0.208
0

#05 GSM850_Left Cheek_Ch189_2D

DUT: 150324

Communication System: GSM850; Frequency: 836.4 MHz;Duty Cycle: 1:8.3
Medium: HSL_850_110509 Medium parameters used: f = 836.4 MHz; σ = 0.887 mho/m; ε_r = 42; ρ = 1000 kg/m^3
Ambient Temperature：22.7 °C; Liquid Temperature：21.6 °C

DASY5 Configuration:
- Probe: EX3DV4 - SN3697; ConvF(8.67, 8.67, 8.67); Calibrated: 2010/11/23
- Sensor-Surface: 4mm (Mechanical Surface Detection)
- Electronics: DAE3 Sn577; Calibrated: 2011/1/13
- Phantom: SAM-Back; Type: QD 000 P40 C; Serial: TP-1383
- Measurement SW: DASY5, V5.0 Build 125; SEMCAD X Version 13.4 Build 125

Ch189/Area Scan (31x101x1): Measurement grid: dx=20mm, dy=20mm
Maximum value of SAR (interpolated) = 1.04 mW/g

Ch189/Zoom Scan (5x5x7)/Cube 0: Measurement grid: dx=8mm, dy=8mm, dz=5mm
Reference Value = 3.82 V/m; Power Drift = 0.194 dB
Peak SAR (extrapolated) = 1.97 W/kg
SAR(1 g) = 0.988 mW/g; SAR(10 g) = 0.602 mW/g
Maximum value of SAR (measured) = 1.04 mW/g

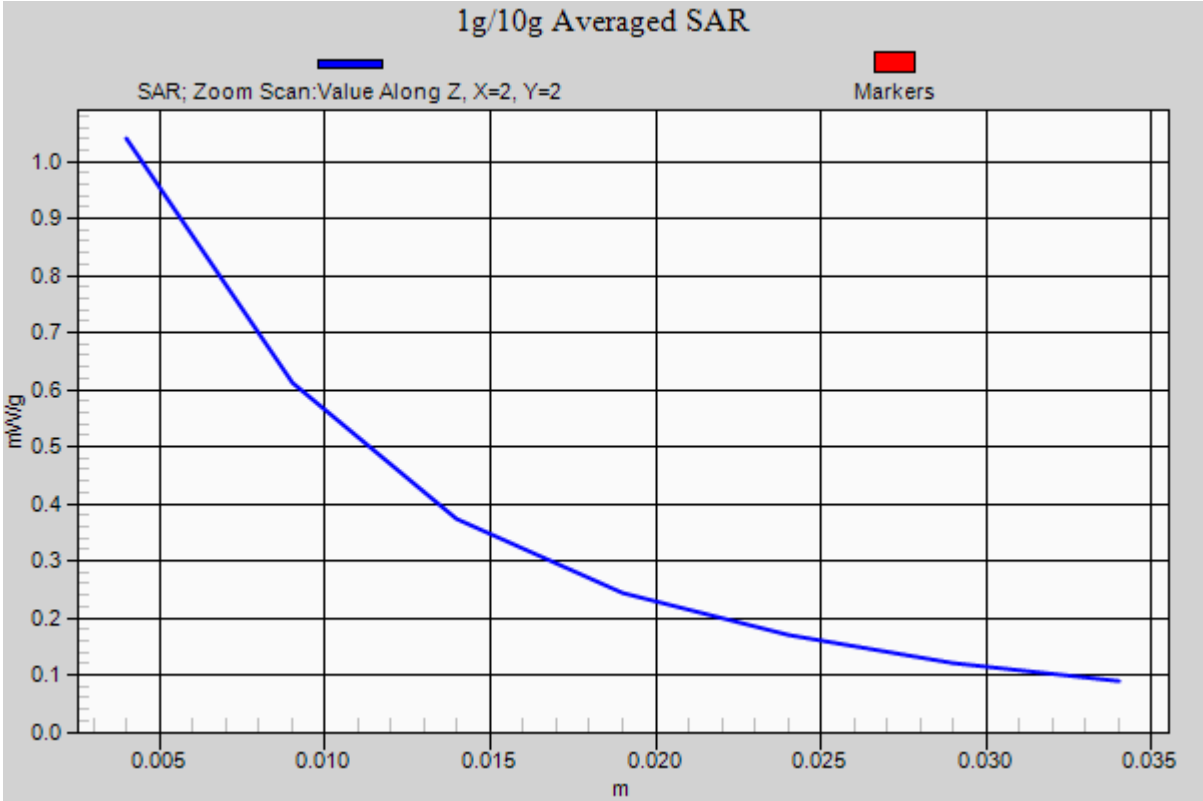
1g/10g Averaged SAR
SAR; Zoom Scan:Value Along Z, X=2, Y=2
Markers
mW/g
1.0
0.9
0.8
0.7
0.6
0.5
0.4
0.3
0.2
0.1
0.0
0.005
0.010
0.015
0.020
0.025
0.030
0.035
m

#06 GSM850_Left Tilted_Ch251

DUT: 150324

Communication System: GSM850; Frequency: 848.8 MHz;Duty Cycle: 1:8.3
Medium: HSL_850_110509 Medium parameters used: f = 849 MHz; σ = 0.898 mho/m; ε_r = 41.9; ρ = 1000 kg/m^3
Ambient Temperature：22.7 °C; Liquid Temperature：21.6 °C

DASY5 Configuration:
- Probe: EX3DV4 - SN3697; ConvF(8.67, 8.67, 8.67); Calibrated: 2010/11/23
- Sensor-Surface: 4mm (Mechanical Surface Detection)
- Electronics: DAE3 Sn577; Calibrated: 2011/1/13
- Phantom: SAM-Back; Type: QD 000 P40 C; Serial: TP-1383
- Measurement SW: DASY5, V5.0 Build 125; SEMCAD X Version 13.4 Build 125

Ch251/Area Scan (31x101x1): Measurement grid: dx=20mm, dy=20mm
Maximum value of SAR (interpolated) = 0.194 mW/g

Ch251/Zoom Scan (5x5x7)/Cube 0: Measurement grid: dx=8mm, dy=8mm, dz=5mm
Reference Value = 4.73 V/m; Power Drift = 0.043 dB
Peak SAR (extrapolated) = 0.244 W/kg
SAR(1 g) = 0.177 mW/g; SAR(10 g) = 0.129 mW/g
Maximum value of SAR (measured) = 0.187 mW/g


mW/g
0.194
0.155
0.116
0.078
0.039
0

#07 GSM1900_Right Cheek_Ch810

DUT: 150324

Communication System: PCS; Frequency: 1909.8 MHz;Duty Cycle: 1:8.3
Medium: HSL_1900_110510 Medium parameters used: f = 1910 MHz; σ = 1.42 mho/m; ε_r = 39.8; ρ = 1000 kg/m^3
Ambient Temperature：22.6 °C; Liquid Temperature：21.3 °C

DASY5 Configuration:
- Probe: EX3DV4 - SN3697; ConvF(7.39, 7.39, 7.39); Calibrated: 2010/11/23
- Sensor-Surface: 4mm (Mechanical Surface Detection)
- Electronics: DAE3 Sn577; Calibrated: 2011/1/13
- Phantom: SAM-Back; Type: QD 000 P40 C; Serial: TP-1383
- Measurement SW: DASY5, V5.0 Build 125; SEMCAD X Version 13.4 Build 125

Ch810/Area Scan (31x101x1): Measurement grid: dx=20mm, dy=20mm
Maximum value of SAR (interpolated) = 0.538 mW/g

Ch810/Zoom Scan (5x5x7)/Cube 0: Measurement grid: dx=8mm, dy=8mm, dz=5mm
Reference Value = 3.44 V/m; Power Drift = 0.060 dB
Peak SAR (extrapolated) = 0.801 W/kg
SAR(1 g) = 0.521 mW/g; SAR(10 g) = 0.310 mW/g
Maximum value of SAR (measured) = 0.554 mW/g

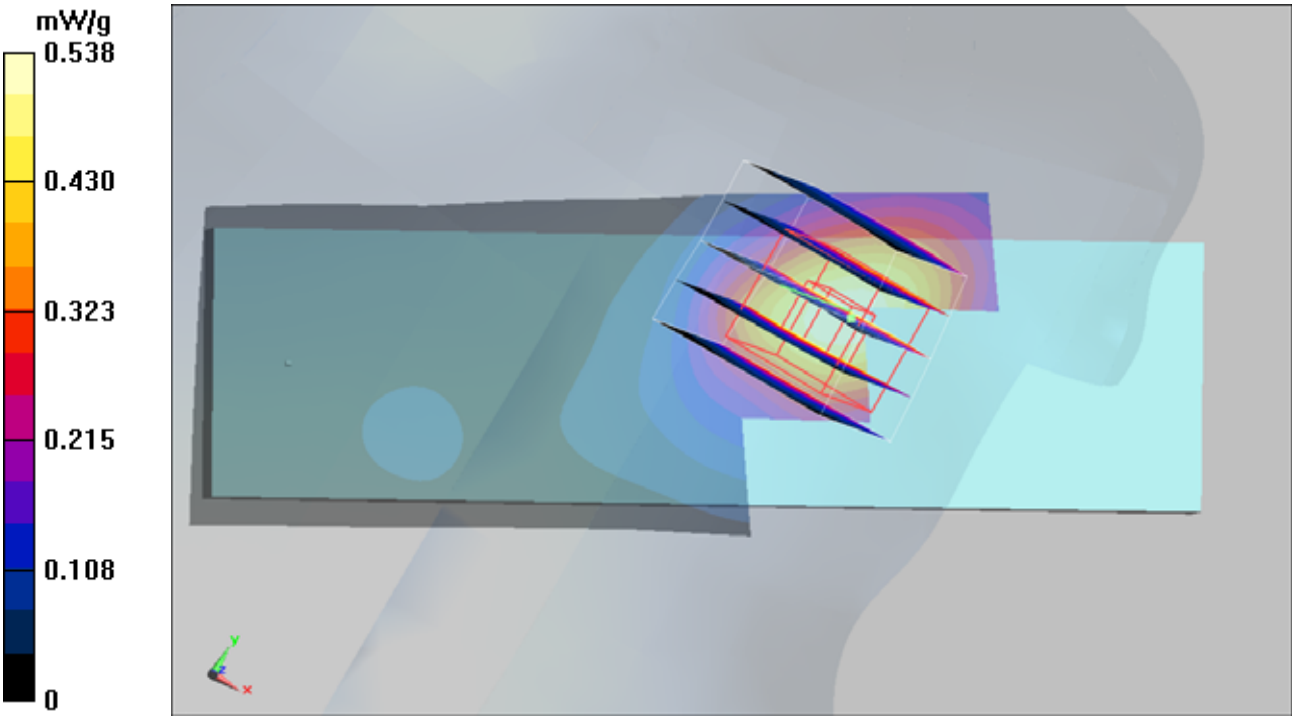
mW/g
0.538
0.430
0.323
0.215
0.108
0

#07 GSM1900_Right Cheek_Ch810_2D

DUT: 150324

Communication System: PCS; Frequency: 1909.8 MHz;Duty Cycle: 1:8.3
Medium: HSL_1900_110510 Medium parameters used: f = 1910 MHz; σ = 1.42 mho/m; ε_r = 39.8; ρ = 1000 kg/m^3
Ambient Temperature：22.6 °C; Liquid Temperature：21.3 °C

DASY5 Configuration:
- Probe: EX3DV4 - SN3697; ConvF(7.39, 7.39, 7.39); Calibrated: 2010/11/23
- Sensor-Surface: 4mm (Mechanical Surface Detection)
- Electronics: DAE3 Sn577; Calibrated: 2011/1/13
- Phantom: SAM-Back; Type: QD 000 P40 C; Serial: TP-1383
- Measurement SW: DASY5, V5.0 Build 125; SEMCAD X Version 13.4 Build 125

Ch810/Area Scan (31x101x1): Measurement grid: dx=20mm, dy=20mm
Maximum value of SAR (interpolated) = 0.538 mW/g

Ch810/Zoom Scan (5x5x7)/Cube 0: Measurement grid: dx=8mm, dy=8mm, dz=5mm
Reference Value = 3.44 V/m; Power Drift = 0.160 dB
Peak SAR (extrapolated) = 0.801 W/kg
SAR(1 g) = 0.521 mW/g; SAR(10 g) = 0.310 mW/g
Maximum value of SAR (measured) = 0.554 mW/g

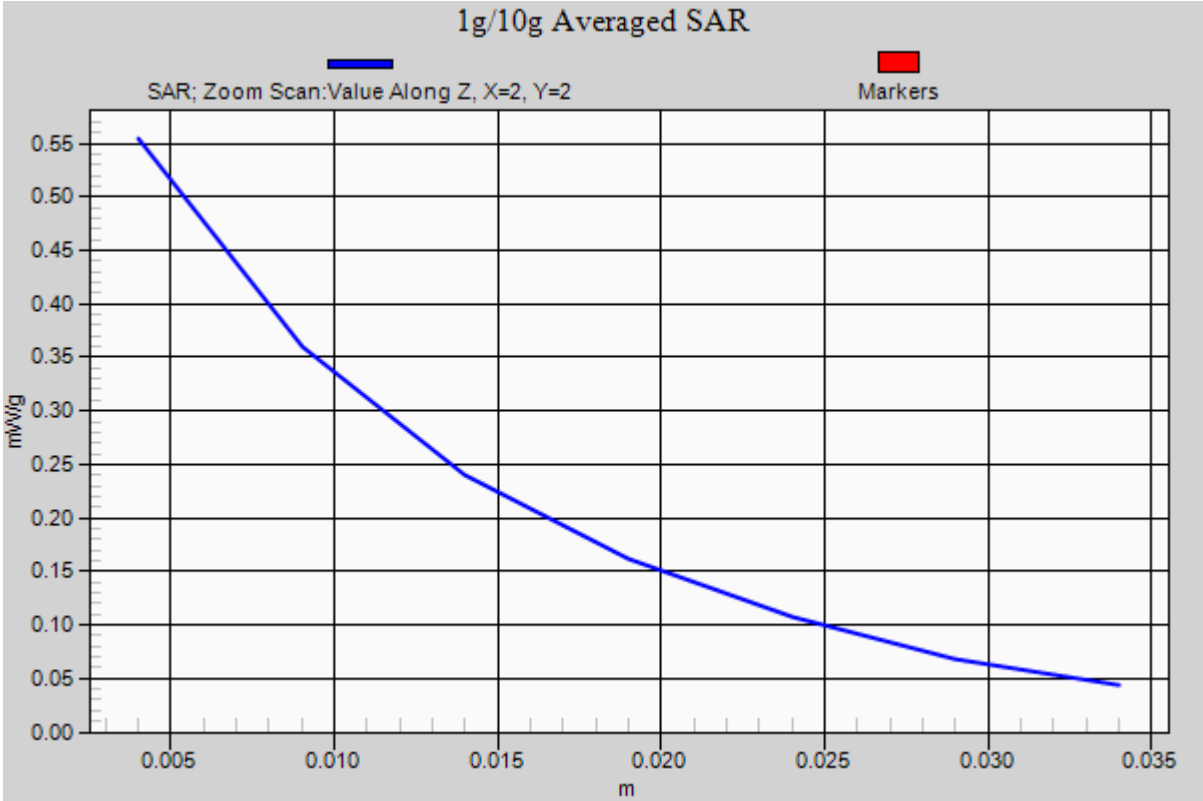
1g/10g Averaged SAR
SAR; Zoom Scan:Value Along Z, X=2, Y=2
Markers
mW/g
0.55
0.50
0.45
0.40
0.35
0.30
0.25
0.20
0.15
0.10
0.05
0.00
0.005
0.010
0.015
0.020
0.025
0.030
0.035
m

#08 GSM1900_Right Tilted_Ch810

DUT: 150324

Communication System: PCS; Frequency: 1909.8 MHz;Duty Cycle: 1:8.3
Medium: HSL_1900_110510 Medium parameters used: f = 1910 MHz; σ = 1.42 mho/m; ε_r = 39.8; ρ = 1000 kg/m^3
Ambient Temperature：22.6 °C; Liquid Temperature：21.3 °C

DASY5 Configuration:
- Probe: EX3DV4 - SN3697; ConvF(7.39, 7.39, 7.39); Calibrated: 2010/11/23
- Sensor-Surface: 4mm (Mechanical Surface Detection)
- Electronics: DAE3 Sn577; Calibrated: 2011/1/13
- Phantom: SAM-Back; Type: QD 000 P40 C; Serial: TP-1383
- Measurement SW: DASY5, V5.0 Build 125; SEMCAD X Version 13.4 Build 125

Ch810/Area Scan (31x101x1): Measurement grid: dx=20mm, dy=20mm
Maximum value of SAR (interpolated) = 0.048 mW/g

Ch810/Zoom Scan (5x5x7)/Cube 0: Measurement grid: dx=8mm, dy=8mm, dz=5mm
Reference Value = 3.87 V/m; Power Drift = -0.093 dB
Peak SAR (extrapolated) = 0.068 W/kg
SAR(1 g) = 0.043 mW/g; SAR(10 g) = 0.027 mW/g
Maximum value of SAR (measured) = 0.046 mW/g

Ch810/Zoom Scan (5x5x7)/Cube 1: Measurement grid: dx=8mm, dy=8mm, dz=5mm
Reference Value = 3.87 V/m; Power Drift = -0.093 dB
Peak SAR (extrapolated) = 0.056 W/kg
SAR(1 g) = 0.037 mW/g; SAR(10 g) = 0.025 mW/g
Maximum value of SAR (measured) = 0.040 mW/g


mW/g
0.048
0.038
0.029
0.019
0.0096
0

#09 GSM1900_Left Cheek_Ch810

DUT: 150324

Communication System: PCS 1900; Frequency: 1909.8 MHz;Duty Cycle: 1:8.3
Medium: MSL_1900 Medium parameters used: f = 1910 MHz; σ = 1.42 mho/m; ε_r = 39.8; ρ = 1000 kg/m^3
Ambient Temperature：22.6 ℃; Liquid Temperature：21.3 ℃

DASY5 Configuration:
- Probe: EX3DV4 - SN3697; ConvF(7.39, 7.39, 7.39); Calibrated: 2010/11/23
- Sensor-Surface: 4mm (Mechanical Surface Detection)
- Electronics: DAE3 Sn577; Calibrated: 2011/1/13
- Phantom: SAM-Back; Type: QD 000 P40 C; Serial: TP-1383
- Measurement SW: DASY5, V5.0 Build 125; SEMCAD X Version 13.4 Build 125

Ch810/Area Scan (41x131x1): Measurement grid: dx=15mm, dy=15mm
Maximum value of SAR (interpolated) = 0.456 mW/g

Ch810/Zoom Scan (5x5x7)/Cube 0: Measurement grid: dx=8mm, dy=8mm, dz=5mm
Reference Value = 3.39 V/m; Power Drift = -0.134 dB
Peak SAR (extrapolated) = 0.608 W/kg
SAR(1 g) = 0.410 mW/g; SAR(10 g) = 0.240 mW/g
Maximum value of SAR (measured) = 0.439 mW/g

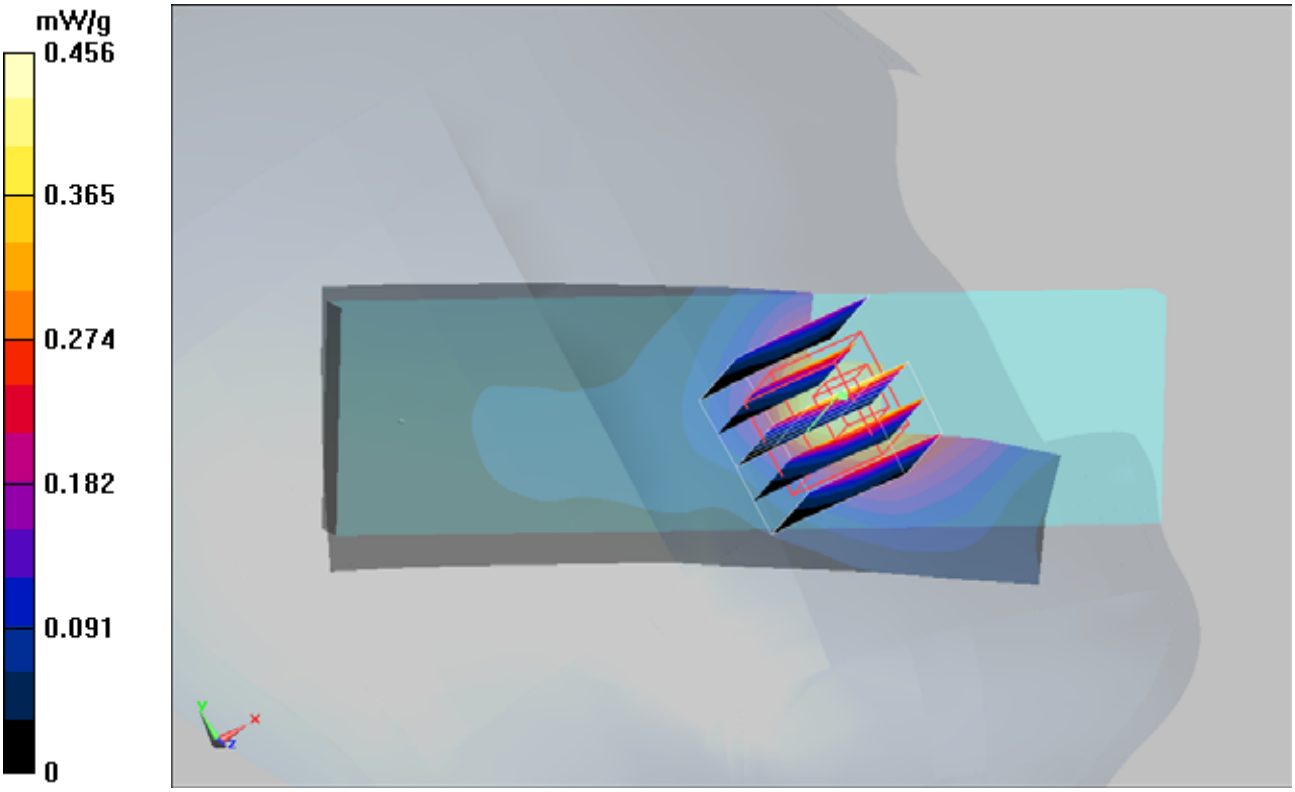
mW/g
0.456
0.365
0.274
0.182
0.091
0

#10 GSM1900_Left Tilted_Ch810

DUT: 150324

Communication System: PCS; Frequency: 1909.8 MHz;Duty Cycle: 1:8.3
Medium: HSL_1900_110510 Medium parameters used: f = 1910 MHz; σ = 1.42 mho/m; ε_r = 39.8; ρ = 1000 kg/m^3
Ambient Temperature：22.6 °C; Liquid Temperature：21.3 °C

DASY5 Configuration:
- Probe: EX3DV4 - SN3697; ConvF(7.39, 7.39, 7.39); Calibrated: 2010/11/23
- Sensor-Surface: 4mm (Mechanical Surface Detection)
- Electronics: DAE3 Sn577; Calibrated: 2011/1/13
- Phantom: SAM-Back; Type: QD 000 P40 C; Serial: TP-1383
- Measurement SW: DASY5, V5.0 Build 125; SEMCAD X Version 13.4 Build 125

Ch810/Area Scan (31x101x1): Measurement grid: dx=20mm, dy=20mm
Maximum value of SAR (interpolated) = 0.051 mW/g

Ch810/Zoom Scan (5x5x7)/Cube 0: Measurement grid: dx=8mm, dy=8mm, dz=5mm
Reference Value = 3.24 V/m; Power Drift = 0.125 dB
Peak SAR (extrapolated) = 0.067 W/kg
SAR(1 g) = 0.041 mW/g; SAR(10 g) = 0.027 mW/g
Maximum value of SAR (measured) = 0.044 mW/g

Ch810/Zoom Scan (5x5x7)/Cube 1: Measurement grid: dx=8mm, dy=8mm, dz=5mm
Reference Value = 3.24 V/m; Power Drift = 0.195 dB
Peak SAR (extrapolated) = 0.057 W/kg
SAR(1 g) = 0.037 mW/g; SAR(10 g) = 0.024 mW/g
Maximum value of SAR (measured) = 0.039 mW/g


mW/g
0.051
0.041
0.031
0.020
0.010
0

#11 GSM850_GPRS10_Face_Ch251

DUT: 150324

Communication System: GSM850; Frequency: 848.8 MHz;Duty Cycle: 1:4
Medium: MSL_850_110510 Medium parameters used: f = 849 MHz; σ = 0.999 mho/m; ε_r = 54.3; ρ = 1000 kg/m^3
Ambient Temperature：22.6 °C; Liquid Temperature：21.5 °C

DASY5 Configuration:
- Probe: EX3DV4 - SN3697; ConvF(8.65, 8.65, 8.65); Calibrated: 2010/11/23
- Sensor-Surface: 4mm (Mechanical Surface Detection)
- Electronics: DAE3 Sn577; Calibrated: 2011/1/13
- Phantom: ELI 4.0; Type: QDOVA001BA; Serial: 1029
- Measurement SW: DASY5, V5.0 Build 125; SEMCAD X Version 13.4 Build 125

Ch251/Area Scan (31x61x1): Measurement grid: dx=20mm, dy=20mm
Maximum value of SAR (interpolated) = 0.310 mW/g

Ch251/Zoom Scan (5x5x7)/Cube 0: Measurement grid: dx=8mm, dy=8mm, dz=5mm
Reference Value = 15.9 V/m; Power Drift = 0.112 dB
Peak SAR (extrapolated) = 0.391 W/kg
SAR(1 g) = 0.291 mW/g; SAR(10 g) = 0.208 mW/g
Maximum value of SAR (measured) = 0.308 mW/g

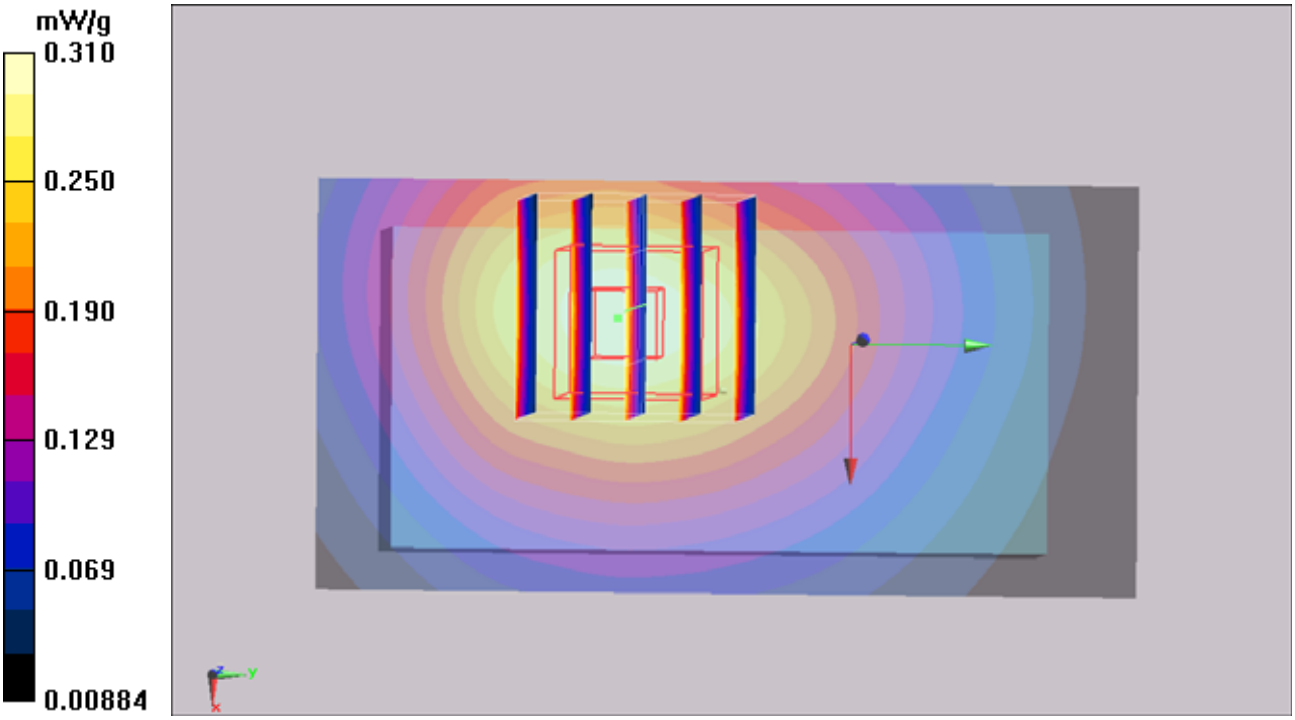
mW/g
0.310
0.250
0.190
0.129
0.069
0.00884

#12 GSM850_GPRS10_Bottom_1.5cm_Ch251

DUT: 150324

Communication System: GSM850; Frequency: 848.8 MHz;Duty Cycle: 1:4
Medium: MSL_850_110510 Medium parameters used: f = 849 MHz; σ = 0.999 mho/m; ε_r = 54.3; ρ = 1000 kg/m^3
Ambient Temperature：22.6 °C; Liquid Temperature：21.5 °C

DASY5 Configuration:
- Probe: EX3DV4 - SN3697; ConvF(8.65, 8.65, 8.65); Calibrated: 2010/11/23
- Sensor-Surface: 4mm (Mechanical Surface Detection)
- Electronics: DAE3 Sn577; Calibrated: 2011/1/13
- Phantom: ELI 4.0; Type: QDOVA001BA; Serial: 1029
- Measurement SW: DASY5, V5.0 Build 125; SEMCAD X Version 13.4 Build 125

Ch251/Area Scan (31x61x1): Measurement grid: dx=20mm, dy=20mm
Maximum value of SAR (interpolated) = 0.625 mW/g

Ch251/Zoom Scan (5x5x7)/Cube 0: Measurement grid: dx=8mm, dy=8mm, dz=5mm
Reference Value = 22 V/m; Power Drift = -0.00104 dB
Peak SAR (extrapolated) = 0.807 W/kg
SAR(1 g) = 0.569 mW/g; SAR(10 g) = 0.391 mW/g
Maximum value of SAR (measured) = 0.608 mW/g

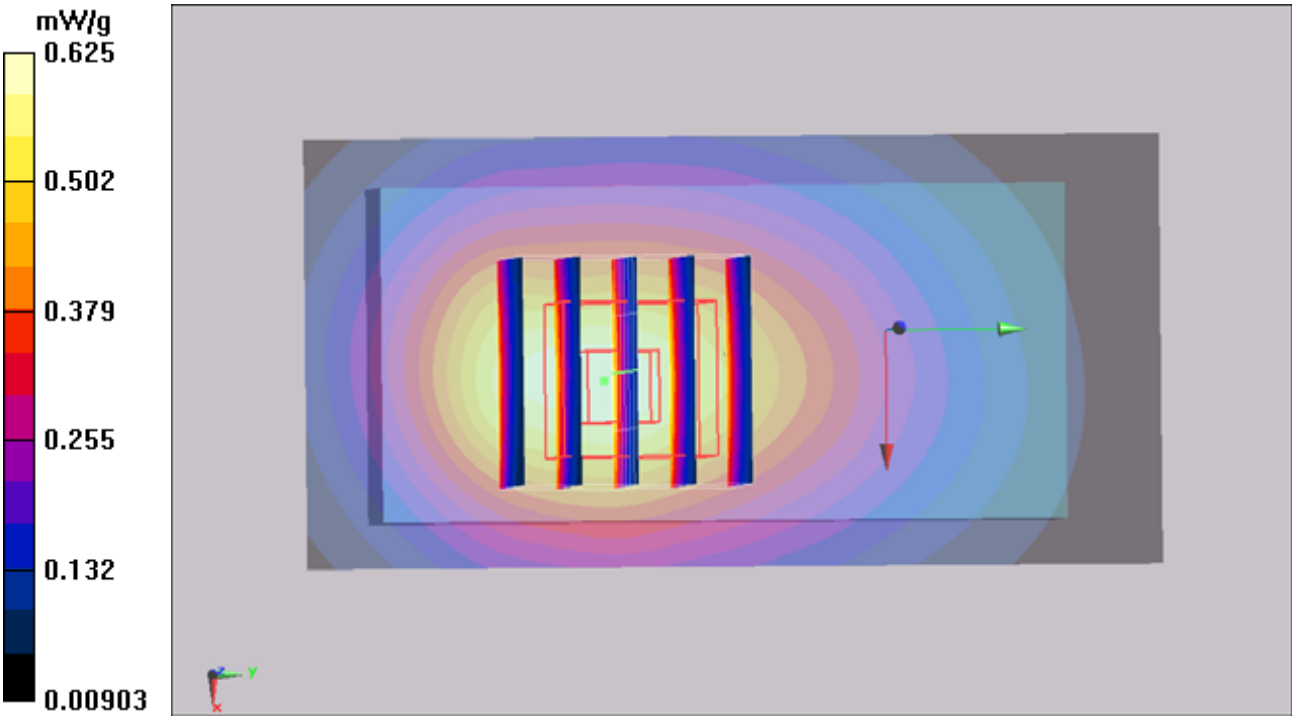
mW/g
0.625
0.502
0.379
0.255
0.132
0.00903

#12 GSM850_GPRS10_Bottom_1.5cm_Ch251_2D

DUT: 150324

Communication System: GSM850; Frequency: 848.8 MHz;Duty Cycle: 1:4
Medium: MSL_850_110510 Medium parameters used: f = 849 MHz; σ = 0.999 mho/m; ε_r = 54.3; ρ = 1000 kg/m^3
Ambient Temperature：22.6 °C; Liquid Temperature：21.5 °C

DASY5 Configuration:
- Probe: EX3DV4 - SN3697; ConvF(8.65, 8.65, 8.65); Calibrated: 2010/11/23
- Sensor-Surface: 4mm (Mechanical Surface Detection)
- Electronics: DAE3 Sn577; Calibrated: 2011/1/13
- Phantom: ELI 4.0; Type: QDOVA001BA; Serial: 1029
- Measurement SW: DASY5, V5.0 Build 125; SEMCAD X Version 13.4 Build 125

Ch251/Area Scan (31x61x1): Measurement grid: dx=20mm, dy=20mm
Maximum value of SAR (interpolated) = 0.625 mW/g

Ch251/Zoom Scan (5x5x7)/Cube 0: Measurement grid: dx=8mm, dy=8mm, dz=5mm
Reference Value = 22 V/m; Power Drift = -0.104 dB
Peak SAR (extrapolated) = 0.807 W/kg
SAR(1 g) = 0.569 mW/g; SAR(10 g) = 0.391 mW/g
Maximum value of SAR (measured) = 0.608 mW/g

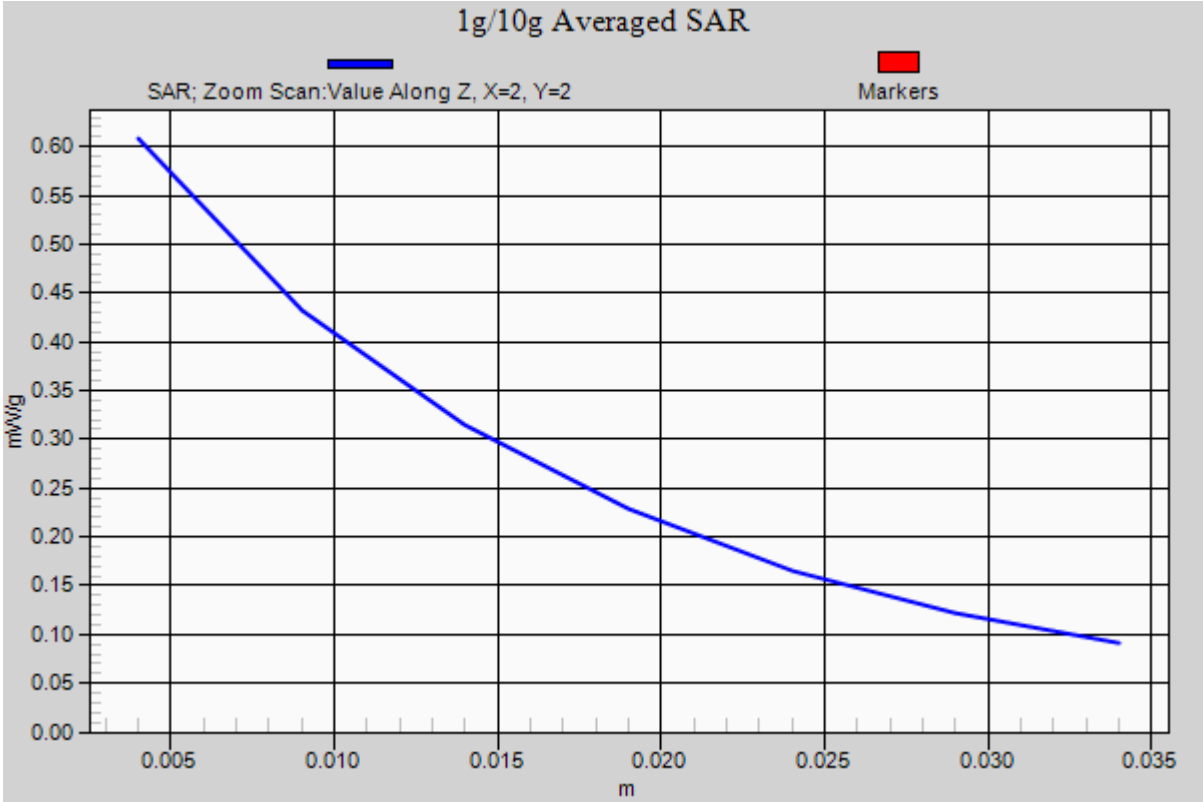
1g/10g Averaged SAR
SAR; Zoom Scan:Value Along Z, X=2, Y=2
Markers
mW/g
0.60
0.55
0.50
0.45
0.40
0.35
0.30
0.25
0.20
0.15
0.10
0.05
0.00
0.005
0.010
0.015
0.020
0.025
0.030
0.035
m

#13 GSM_1900_GPRS10_Face_1.5cm_Ch810

DUT: 150324

Communication System: PCS 1900; Frequency: 1909.8 MHz;Duty Cycle: 1:4
Medium: MSL_1900_110510 Medium parameters used: f = 1910 MHz; σ = 1.56 mho/m; ε_r = 53.2; ρ = 1000 kg/m^3
Ambient Temperature：22.6 °C; Liquid Temperature：21.5 °C

DASY5 Configuration:
- Probe: EX3DV4 - SN3697; ConvF(7.26, 7.26, 7.26); Calibrated: 2010/11/23
- Sensor-Surface: 4mm (Mechanical Surface Detection)
- Electronics: DAE3 Sn577; Calibrated: 2011/1/13
- Phantom: ELI 4.0; Type: QDOVA001BA; Serial: 1029
- Measurement SW: DASY5, V5.0 Build 125; SEMCAD X Version 13.4 Build 125

Ch810/Area Scan (31x71x1): Measurement grid: dx=20mm, dy=20mm
Maximum value of SAR (interpolated) = 0.180 mW/g

Ch810/Zoom Scan (5x5x7)/Cube 0: Measurement grid: dx=8mm, dy=8mm, dz=5mm
Reference Value = 8.38 V/m; Power Drift = 0.0037 dB
Peak SAR (extrapolated) = 0.310 W/kg
SAR(1 g) = 0.196 mW/g; SAR(10 g) = 0.118 mW/g
Maximum value of SAR (measured) = 0.210 mW/g

Ch810/Zoom Scan (5x5x7)/Cube 1: Measurement grid: dx=8mm, dy=8mm, dz=5mm
Reference Value = 8.38 V/m; Power Drift = 0.0037 dB
Peak SAR (extrapolated) = 0.190 W/kg
SAR(1 g) = 0.123 mW/g; SAR(10 g) = 0.079 mW/g
Maximum value of SAR (measured) = 0.132 mW/g


mW/g
0.180
0.144
0.108
0.072
0.036
0

#14 GSM_1900_GPRS10_Bottom_1.5cm_Ch810

DUT: 150324

Communication System: PCS 1900; Frequency: 1909.8 MHz;Duty Cycle: 1:4
Medium: MSL_1900_110510 Medium parameters used: f = 1910 MHz; σ = 1.56 mho/m; ε_r = 53.2; ρ = 1000 kg/m^3
Ambient Temperature：22.3 °C; Liquid Temperature：21.5 °C

DASY5 Configuration:
- Probe: EX3DV4 - SN3697; ConvF(7.26, 7.26, 7.26); Calibrated: 2010/11/23
- Sensor-Surface: 4mm (Mechanical Surface Detection)
- Electronics: DAE3 Sn577; Calibrated: 2011/1/13
- Phantom: ELI 4.0; Type: QDOVA001BA; Serial: 1029
- Measurement SW: DASY5, V5.0 Build 125; SEMCAD X Version 13.4 Build 125

Ch810/Area Scan (31x71x1): Measurement grid: dx=20mm, dy=20mm
Maximum value of SAR (interpolated) = 0.405 mW/g

Ch810/Zoom Scan (5x5x7)/Cube 0: Measurement grid: dx=8mm, dy=8mm, dz=5mm
Reference Value = 12.2 V/m; Power Drift = 0.078 dB
Peak SAR (extrapolated) = 0.601 W/kg
SAR(1 g) = 0.374 mW/g; SAR(10 g) = 0.218 mW/g
Maximum value of SAR (measured) = 0.405 mW/g

Ch810/Zoom Scan (5x5x7)/Cube 1: Measurement grid: dx=8mm, dy=8mm, dz=5mm
Reference Value = 12.2 V/m; Power Drift = 0.078 dB
Peak SAR (extrapolated) = 0.397 W/kg
SAR(1 g) = 0.265 mW/g; SAR(10 g) = 0.170 mW/g
Maximum value of SAR (measured) = 0.284 mW/g

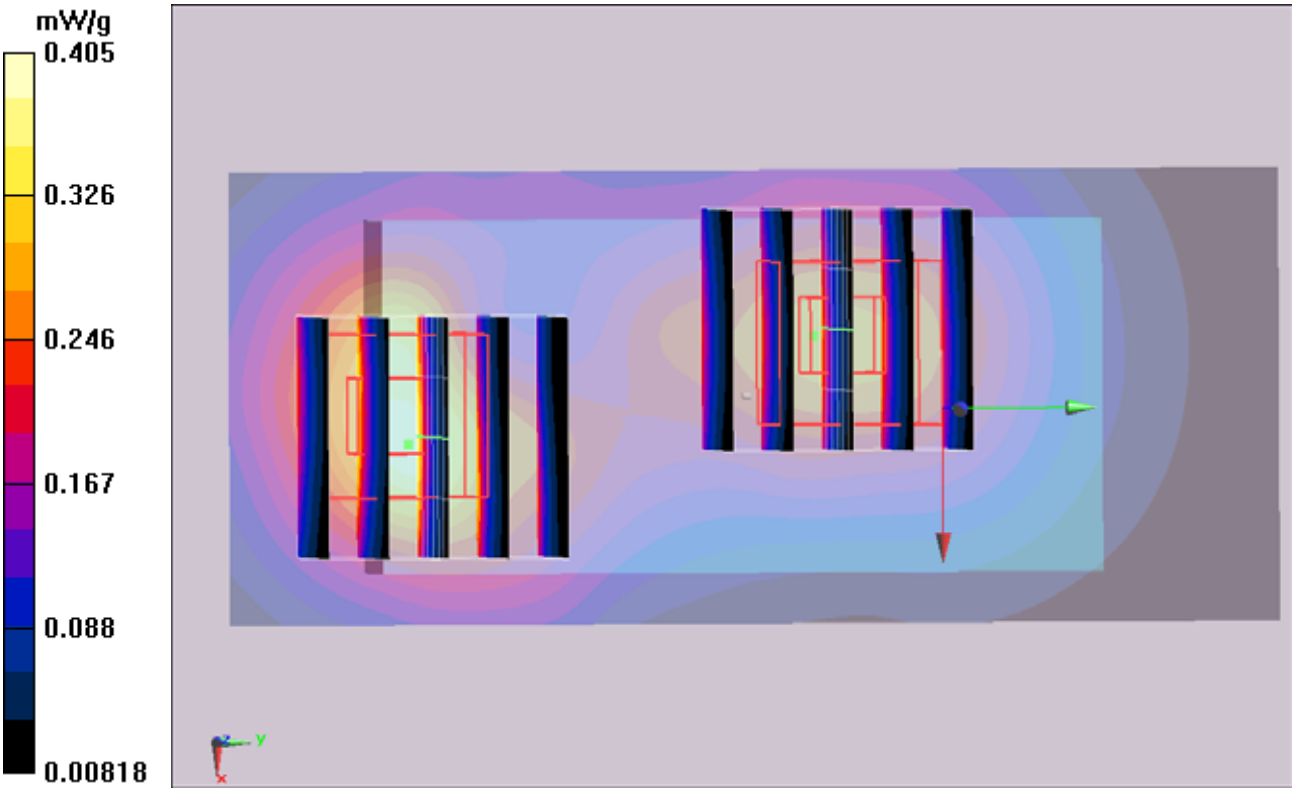
mW/g
0.405
0.326
0.246
0.167
0.088
0.00818

#14 GSM_1900_GPRS10_Bottom_1.5cm_Ch810_2D

DUT: 150324

Communication System: PCS 1900; Frequency: 1909.8 MHz;Duty Cycle: 1:4
Medium: MSL_1900_110510 Medium parameters used: f = 1910 MHz; σ = 1.56 mho/m; ε_r = 53.2; ρ = 1000 kg/m^3
Ambient Temperature：22.6 °C; Liquid Temperature：21.5 °C

DASY5 Configuration:
- Probe: EX3DV4 - SN3697; ConvF(7.26, 7.26, 7.26); Calibrated: 2010/11/23
- Sensor-Surface: 4mm (Mechanical Surface Detection)
- Electronics: DAE3 Sn577; Calibrated: 2011/1/13
- Phantom: ELI 4.0; Type: QDOVA001BA; Serial: 1029
- Measurement SW: DASY5, V5.0 Build 125; SEMCAD X Version 13.4 Build 125

Ch810/Area Scan (31x71x1): Measurement grid: dx=20mm, dy=20mm
Maximum value of SAR (interpolated) = 0.405 mW/g

Ch810/Zoom Scan (5x5x7)/Cube 0: Measurement grid: dx=8mm, dy=8mm, dz=5mm
Reference Value = 12.2 V/m; Power Drift = 0.078 dB
Peak SAR (extrapolated) = 0.601 W/kg
SAR(1 g) = 0.374 mW/g; SAR(10 g) = 0.218 mW/g
Maximum value of SAR (measured) = 0.405 mW/g

Ch810/Zoom Scan (5x5x7)/Cube 1: Measurement grid: dx=8mm, dy=8mm, dz=5mm
Reference Value = 12.2 V/m; Power Drift = 0.078 dB
Peak SAR (extrapolated) = 0.397 W/kg
SAR(1 g) = 0.265 mW/g; SAR(10 g) = 0.170 mW/g
Maximum value of SAR (measured) = 0.284 mW/g

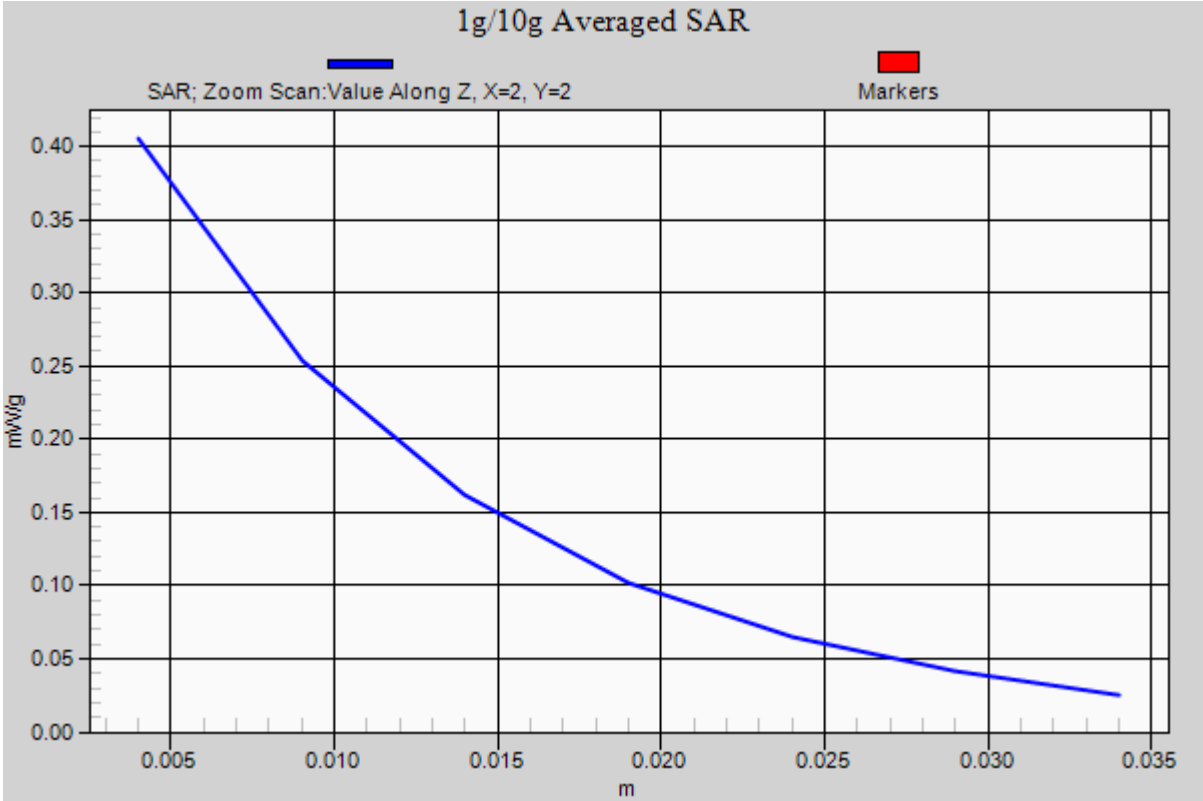
1g/10g Averaged SAR
SAR; Zoom Scan:Value Along Z, X=2, Y=2
Markers
mW/g
0.40
0.35
0.30
0.25
0.20
0.15
0.10
0.05
0.00
0.005
0.010
0.015
0.020
0.025
0.030
0.035
m