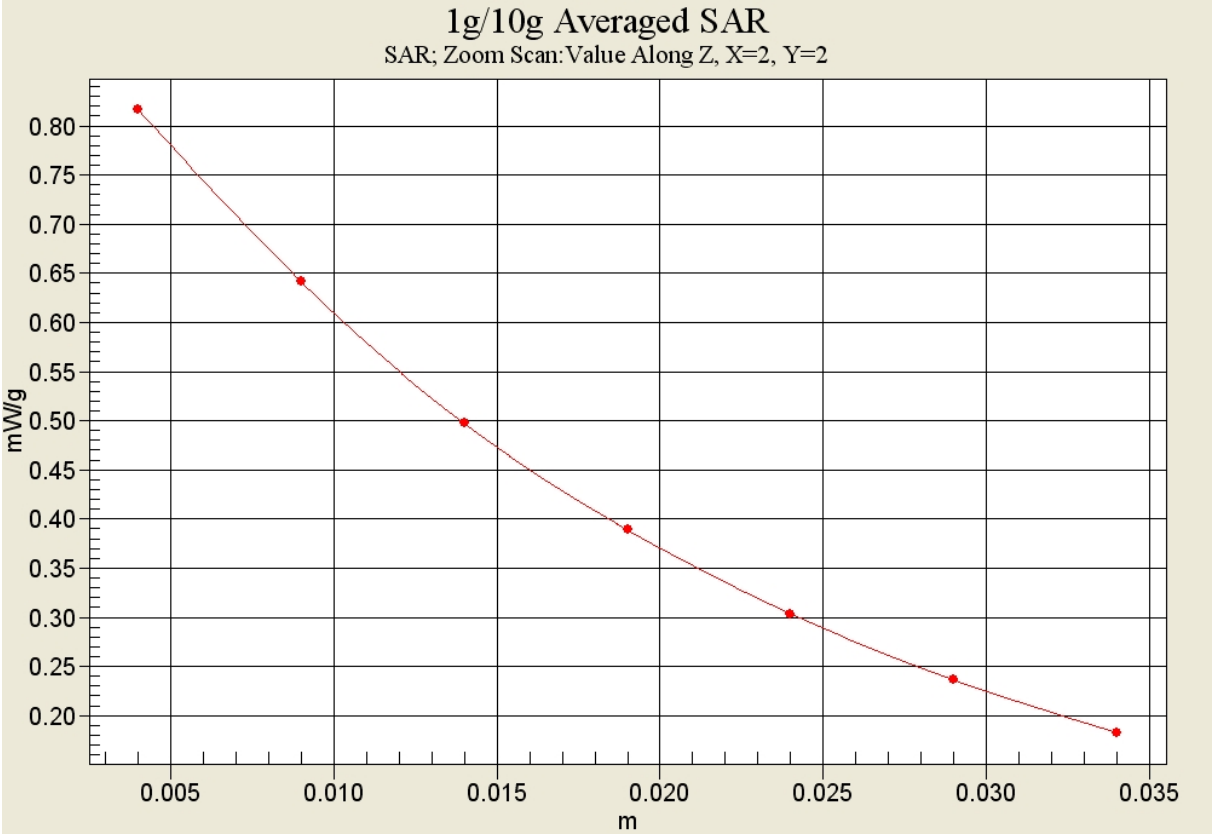

Fig. 34-1 Z-Scan at power reference point (850 MHz CH4182)

WCDMA 850 Right Cheek Low-Slide up

Date/Time: 2010-9-15 13:32:01
Electronics: DAE4 Sn771
Medium: Head 900
Medium parameters used (interpolated): f = 826.4 MHz; σ = 0.88 mho/m; εr = 42.1; ρ = 1000 kg/m^3
Ambient Temperature:23.0oC Liquid Temperature: 22.5^{o}C
Communication System: WCDMA 850 Frequency: 826.4 MHz Duty Cycle: 1:1
Probe: ES3DV3 - SN3149 ConvF(6.56, 6.56, 6.56)

Cheek Low/Area Scan (61x111x1): Measurement grid: dx=10mm, dy=10mm
Maximum value of SAR (interpolated) = 0.355 mW/g

Cheek Low/Zoom Scan (7x7x7)/Cube 0: Measurement grid: dx=5mm, dy=5mm, dz=5mm
Reference Value = 6.02 V/m; Power Drift = -0.042 dB
Peak SAR (extrapolated) = 0.421 W/kg
SAR(1 g) = 0.327 mW/g; SAR(10 g) = 0.248 mW/g
Maximum value of SAR (measured) = 0.342 mW/g

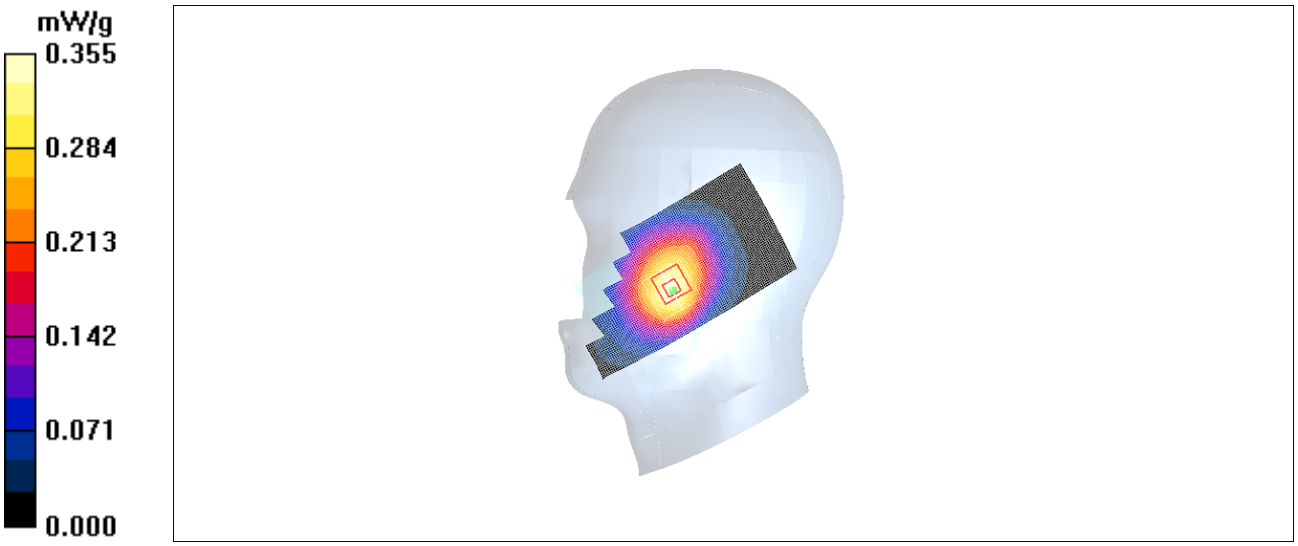

Fig. 35 850 MHz CH4132

WCDMA 850 Right Tilt Middle-Slide up

Date/Time: 2010-9-15 13:46:23
Electronics: DAE4 Sn771
Medium: Head 900
Medium parameters used (interpolated): f = 836.4 MHz; σ = 0.90 mho/m; εr = 41.9; ρ = 1000 kg/m^3
Ambient Temperature:23.0oC Liquid Temperature: 22.5^{o}C
Communication System: WCDMA 850 Frequency: 836.4 MHz Duty Cycle: 1:1
Probe: ES3DV3 - SN3149 ConvF(6.56, 6.56, 6.56)

Tilt Middle/Area Scan (61x111x1): Measurement grid: dx=10mm, dy=10mm
Maximum value of SAR (interpolated) = 0.452 mW/g

Tilt Middle/Zoom Scan (7x7x7)/Cube 0: Measurement grid: dx=5mm, dy=5mm, dz=5mm
Reference Value = 14.3 V/m; Power Drift = 0.001 dB
Peak SAR (extrapolated) = 0.533 W/kg
SAR(1 g) = 0.431 mW/g; SAR(10 g) = 0.326 mW/g
Maximum value of SAR (measured) = 0.455 mW/g

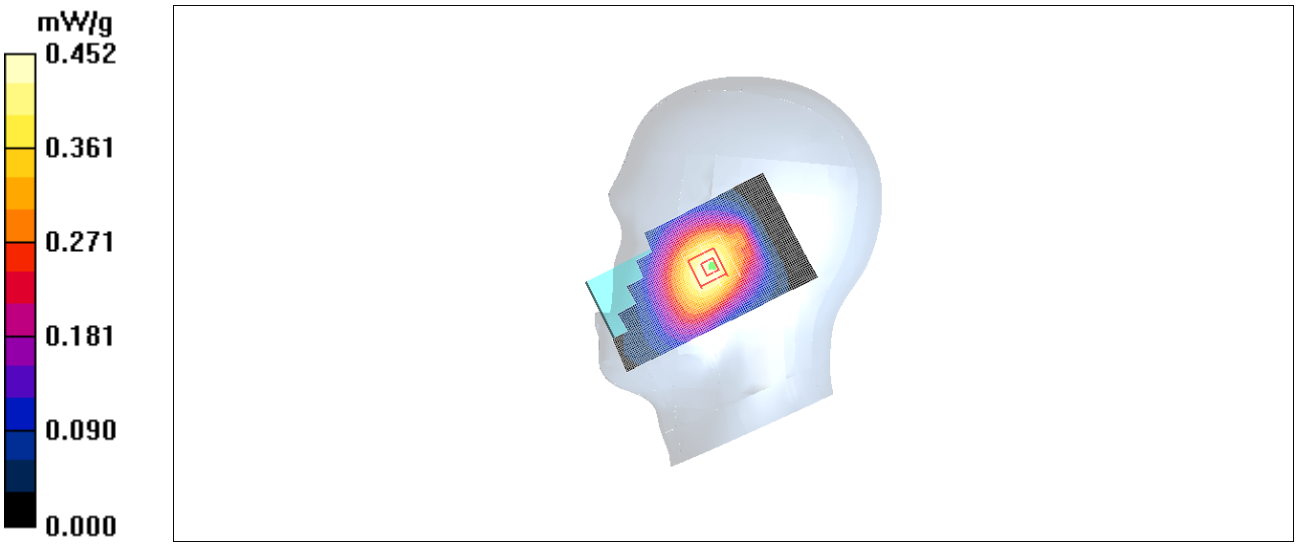

Fig.36 850 MHz CH4182

850 Body Towards Phantom High with GPRS- Slide down

Date/Time: 2010-9-15 14:37:22
Electronics: DAE4 Sn771
Medium: Body 850 MHz
Medium parameters used (interpolated): f = 848.8 MHz; σ = 0.94 mho/m; εr = 54.5; ρ = 1000 kg/m^3
Ambient Temperature:23.0^{o}C Liquid Temperature: 22.5^{o}C
Communication System: GSM 850 GPRS Frequency: 848.8 MHz Duty Cycle: 1:4
Probe: ES3DV3 - SN3149 ConvF(6.22, 6.22, 6.22)

Toward Phantom High/Area Scan (61x81x1): Measurement grid: dx=10mm, dy=10mm
Maximum value of SAR (interpolated) = 0.389 mW/g

Toward Phantom High/Zoom Scan (7x7x7)/Cube 0: Measurement grid: dx=5mm, dy=5mm, dz=5mm
Reference Value = 18.2 V/m; Power Drift = -0.116 dB
Peak SAR (extrapolated) = 0.471 W/kg
SAR(1 g) = 0.362 mW/g; SAR(10 g) = 0.267 mW/g
Maximum value of SAR (measured) = 0.378 mW/g

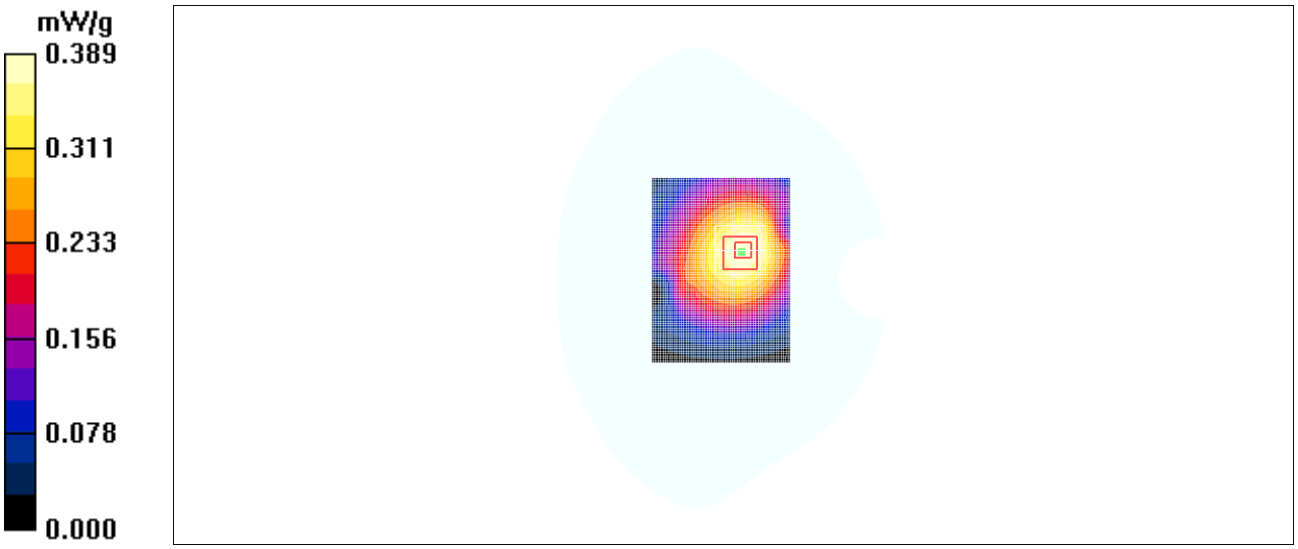

Fig. 37 850 MHz CH251

850 Body Towards Phantom Middle with GPRS- Slide down

Date/Time: 2010-9-15 14:52:43
Electronics: DAE4 Sn771
Medium: Body 850 MHz
Medium parameters used (interpolated): f = 836.6 MHz; σ = 0.95 mho/m; εr = 54.8; ρ = 1000 kg/m^3
Ambient Temperature:23.0^{o}C Liquid Temperature: 22.5^{o}C
Communication System: GSM 850 GPRS Frequency: 836.6 MHz Duty Cycle: 1:4
Probe: ES3DV3 - SN3149 ConvF(6.22, 6.22, 6.22)

Toward Phantom Middle/Area Scan (61x81x1): Measurement grid: dx=10mm, dy=10mm
Maximum value of SAR (interpolated) = 0.380 mW/g

Toward Phantom Middle/Zoom Scan (7x7x7)/Cube 0: Measurement grid: dx=5mm, dy=5mm, dz=5mm
Reference Value = 17.8 V/m; Power Drift = -0.011 dB
Peak SAR (extrapolated) = 0.460 W/kg
SAR(1 g) = 0.355 mW/g; SAR(10 g) = 0.263 mW/g
Maximum value of SAR (measured) = 0.375 mW/g



Fig. 38 850 MHz CH190

850 Body Towards Phantom Low with GPRS- Slide down

Date/Time: 2010-9-15 15:08:11
Electronics: DAE4 Sn771
Medium: Body 850 MHz
Medium parameters used: f = 825 MHz; σ = 0.93 mho/m; εr = 55.8; ρ = 1000 kg/m^3
Ambient Temperature:23.0^{o}C Liquid Temperature: 22.5^{o}C
Communication System: GSM 850 GPRS Frequency: 824.2 MHz Duty Cycle: 1:4
Probe: ES3DV3 - SN3149 ConvF(6.22, 6.22, 6.22)

Toward Phantom Low/Area Scan (61x81x1): Measurement grid: dx=10mm, dy=10mm
Maximum value of SAR (interpolated) = 0.290 mW/g

Toward Phantom Low/Zoom Scan (7x7x7)/Cube 0: Measurement grid: dx=5mm, dy=5mm, dz=5mm
Reference Value = 15.7 V/m; Power Drift = -0.102 dB
Peak SAR (extrapolated) = 0.640 W/kg
SAR(1 g) = 0.277 mW/g; SAR(10 g) = 0.200 mW/g
Maximum value of SAR (measured) = 0.288 mW/g



Fig. 39 850 MHz CH128

850 Body Towards Ground High with GPRS- Slide down

Date/Time: 2010-9-15 15:23:35
Electronics: DAE4 Sn771
Medium: Body 850 MHz
Medium parameters used (interpolated): f = 848.8 MHz; σ = 0.94 mho/m; εr = 54.5; ρ = 1000 kg/m^3
Ambient Temperature:23.0^{o}C Liquid Temperature: 22.5^{o}C
Communication System: GSM 850 GPRS Frequency: 848.8 MHz Duty Cycle: 1:4
Probe: ES3DV3 - SN3149 ConvF(6.22, 6.22, 6.22)

Toward Ground High/Area Scan (61x81x1): Measurement grid: dx=10mm, dy=10mm
Maximum value of SAR (interpolated) = 0.977 mW/g

Toward Ground High/Zoom Scan (7x7x7)/Cube 0: Measurement grid: dx=5mm, dy=5mm, dz=5mm
Reference Value = 28.0 V/m; Power Drift = -0.076 dB
Peak SAR (extrapolated) = 1.27 W/kg
SAR(1 g) = 0.914 mW/g; SAR(10 g) = 0.625 mW/g
Maximum value of SAR (measured) = 0.955 mW/g

Toward Ground High/Zoom Scan (7x7x7)/Cube 1: Measurement grid: dx=5mm, dy=5mm, dz=5mm
Reference Value = 28.0 V/m; Power Drift = -0.076 dB
Peak SAR (extrapolated) = 1.12 W/kg
SAR(1 g) = 0.721 mW/g; SAR(10 g) = 0.433 mW/g
Maximum value of SAR (measured) = 0.818 mW/g

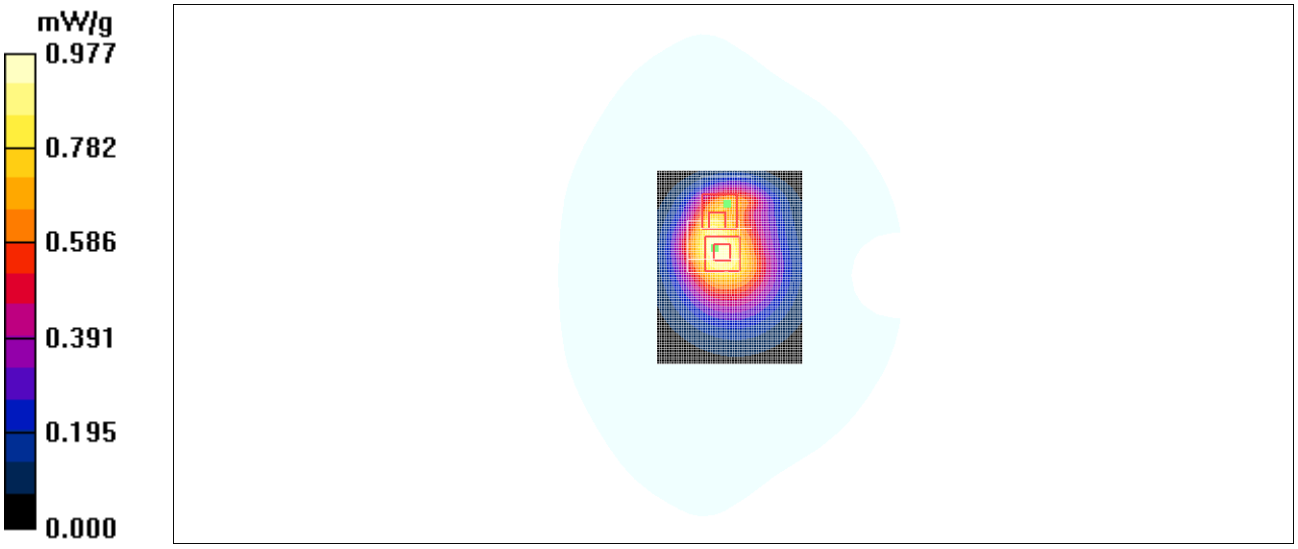

Fig. 40 850 MHz CH251

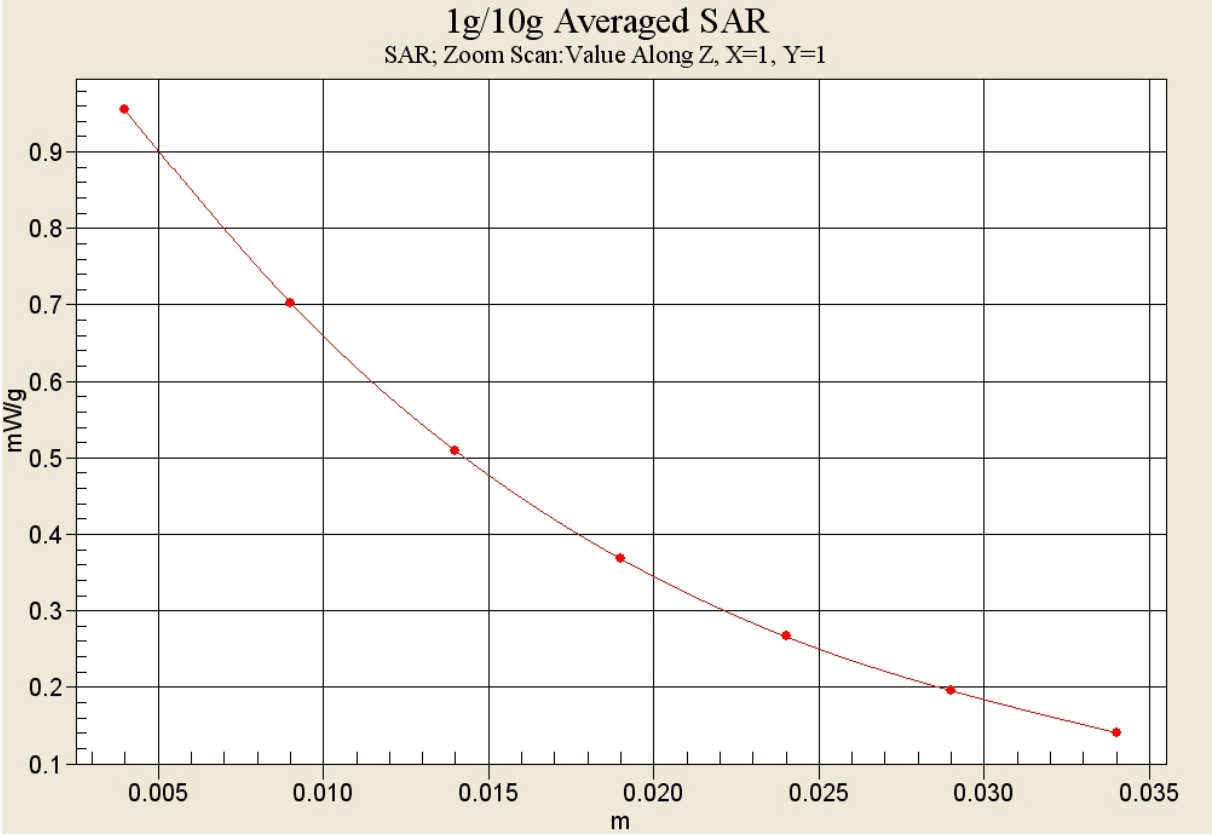

Fig. 40-1 Z-Scan at power reference point (850 MHz CH251)

850 Body Towards Ground Middle with GPRS- Slide down

Date/Time: 2010-9-15 15:38:52
Electronics: DAE4 Sn771
Medium: Body 850 MHz
Medium parameters used (interpolated): f = 836.6 MHz; σ = 0.95 mho/m; εr = 54.8; ρ = 1000 kg/m^3
Ambient Temperature:23.0^{o}C Liquid Temperature: 22.5^{o}C
Communication System: GSM 850 GPRS Frequency: 836.6 MHz Duty Cycle: 1:4
Probe: ES3DV3 - SN3149 ConvF(6.22, 6.22, 6.22)

Toward Ground Middle/Area Scan (61x81x1): Measurement grid: dx=10mm, dy=10mm
Maximum value of SAR (interpolated) = 0.950 mW/g

Toward Ground Middle/Zoom Scan (7x7x7)/Cube 0: Measurement grid: dx=5mm, dy=5mm, dz=5mm
Reference Value = 27.4 V/m; Power Drift = -0.019 dB
Peak SAR (extrapolated) = 1.22 W/kg
SAR(1 g) = 0.870 mW/g; SAR(10 g) = 0.597 mW/g
Maximum value of SAR (measured) = 0.912 mW/g

Toward Ground Middle/Zoom Scan (7x7x7)/Cube 1: Measurement grid: dx=5mm, dy=5mm, dz=5mm
Reference Value = 27.4 V/m; Power Drift = -0.019 dB
Peak SAR (extrapolated) = 1.09 W/kg
SAR(1 g) = 0.711 mW/g; SAR(10 g) = 0.444 mW/g
Maximum value of SAR (measured) = 0.802 mW/g



Fig. 41 850 MHz CH190

850 Body Towards Ground Low with GPRS- Slide down

Date/Time: 2010-9-15 15:54:23
Electronics: DAE4 Sn771
Medium: Body 850 MHz
Medium parameters used: f = 825 MHz; σ = 0.93 mho/m; εr = 55.8; ρ = 1000 kg/m^3
Ambient Temperature:23.0^{o}C Liquid Temperature: 22.5^{o}C
Communication System: GSM 850 GPRS Frequency: 824.2 MHz Duty Cycle: 1:4
Probe: ES3DV3 - SN3149 ConvF(6.22, 6.22, 6.22)

Toward Ground Low/Area Scan (61x81x1): Measurement grid: dx=10mm, dy=10mm
Maximum value of SAR (interpolated) = 0.709 mW/g

Toward Ground Low/Zoom Scan (7x7x7)/Cube 0: Measurement grid: dx=5mm, dy=5mm, dz=5mm
Reference Value = 24.0 V/m; Power Drift = 0.033 dB
Peak SAR (extrapolated) = 0.947 W/kg
SAR(1 g) = 0.673 mW/g; SAR(10 g) = 0.461 mW/g
Maximum value of SAR (measured) = 0.713 mW/g

Toward Ground Low/Zoom Scan (7x7x7)/Cube 1: Measurement grid: dx=5mm, dy=5mm, dz=5mm
Reference Value = 24.0 V/m; Power Drift = 0.033 dB
Peak SAR (extrapolated) = 0.850 W/kg
SAR(1 g) = 0.566 mW/g; SAR(10 g) = 0.353 mW/g
Maximum value of SAR (measured) = 0.624 mW/g

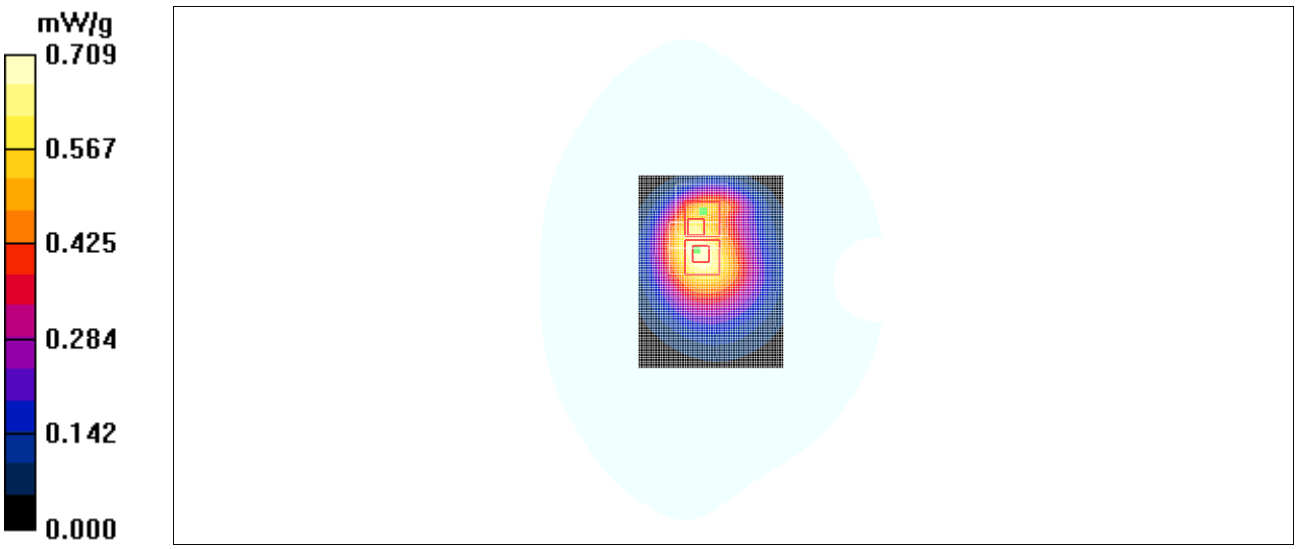

Fig. 42 850 MHz CH128

850 Body Towards Phantom High with GPRS- Slide up

Date/Time: 2010-9-15 16:10:36
Electronics: DAE4 Sn771
Medium: Body 850 MHz
Medium parameters used (interpolated): f = 848.8 MHz; σ = 0.94 mho/m; εr = 54.5; ρ = 1000 kg/m^3
Ambient Temperature:23.0^{o}C Liquid Temperature: 22.5^{o}C
Communication System: GSM 850 GPRS Frequency: 848.8 MHz Duty Cycle: 1:4
Probe: ES3DV3 - SN3149 ConvF(6.22, 6.22, 6.22)

Toward Phantom High/Area Scan (61x111x1): Measurement grid: dx=10mm, dy=10mm
Maximum value of SAR (interpolated) = 0.625 mW/g

Toward Phantom High/Zoom Scan (7x7x7)/Cube 0: Measurement grid: dx=5mm, dy=5mm, dz=5mm
Reference Value = 25.1 V/m; Power Drift = -0.067 dB
Peak SAR (extrapolated) = 0.743 W/kg
SAR(1 g) = 0.591 mW/g; SAR(10 g) = 0.442 mW/g
Maximum value of SAR (measured) = 0.613 mW/g



Fig. 43 850 MHz CH251

850 Body Towards Phantom Middle with GPRS- - Slide up

Date/Time: 2010-9-15 16:25:54
Electronics: DAE4 Sn771
Medium: Body 850 MHz
Medium parameters used (interpolated): f = 836.6 MHz; σ = 0.95 mho/m; εr = 54.8; ρ = 1000 kg/m^3
Ambient Temperature:23.0^{o}C Liquid Temperature: 22.5^{o}C
Communication System: GSM 850 GPRS Frequency: 836.6 MHz Duty Cycle: 1:4
Probe: ES3DV3 - SN3149 ConvF(6.22, 6.22, 6.22)

Toward Phantom Middle/Area Scan (61x111x1): Measurement grid: dx=10mm, dy=10mm
Maximum value of SAR (interpolated) = 0.586 mW/g

Toward Phantom Middle/Zoom Scan (7x7x7)/Cube 0: Measurement grid: dx=5mm, dy=5mm, dz=5mm
Reference Value = 24.5 V/m; Power Drift = -0.051 dB
Peak SAR (extrapolated) = 0.620 W/kg
SAR(1 g) = 0.543 mW/g; SAR(10 g) = 0.391 mW/g
Maximum value of SAR (measured) = 0.579 mW/g

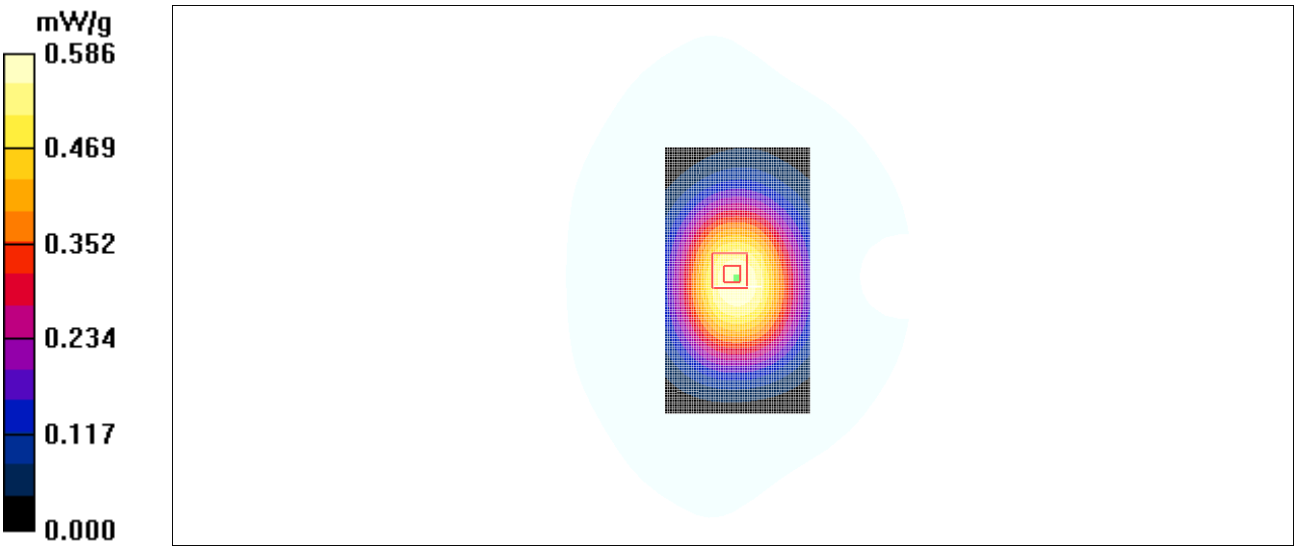

Fig. 44 850 MHz CH190

850 Body Towards Phantom Low with GPRS- - Slide up

Date/Time: 2010-9-15 16:41:17
Electronics: DAE4 Sn771
Medium: Body 850 MHz
Medium parameters used: f = 825 MHz; σ = 0.93 mho/m; εr = 55.8; ρ = 1000 kg/m^3
Ambient Temperature:23.0^{o}C Liquid Temperature: 22.5^{o}C
Communication System: GSM 850 GPRS Frequency: 824.2 MHz Duty Cycle: 1:4
Probe: ES3DV3 - SN3149 ConvF(6.22, 6.22, 6.22)

Toward Phantom Low/Area Scan (61x111x1): Measurement grid: dx=10mm, dy=10mm
Maximum value of SAR (interpolated) = 0.559 mW/g

Toward Phantom Low/Zoom Scan (7x7x7)/Cube 0: Measurement grid: dx=5mm, dy=5mm, dz=5mm
Reference Value = 24.1 V/m; Power Drift = 0.000 dB
Peak SAR (extrapolated) = 0.660 W/kg
SAR(1 g) = 0.532 mW/g; SAR(10 g) = 0.400 mW/g
Maximum value of SAR (measured) = 0.552 mW/g



Fig. 45 850 MHz CH128

850 Body Towards Ground High with GPRS- - Slide up

Date/Time: 2010-9-15 16:56:38
Electronics: DAE4 Sn771
Medium: Body 850 MHz
Medium parameters used (interpolated): f = 848.8 MHz; σ = 0.94 mho/m; εr = 54.5; ρ = 1000 kg/m^3
Ambient Temperature:23.0^{o}C Liquid Temperature: 22.5^{o}C
Communication System: GSM 850 GPRS Frequency: 848.8 MHz Duty Cycle: 1:4
Probe: ES3DV3 - SN3149 ConvF(6.22, 6.22, 6.22)

Toward Ground High/Area Scan (61x111x1): Measurement grid: dx=10mm, dy=10mm
Maximum value of SAR (interpolated) = 0.782 mW/g

Toward Ground High/Zoom Scan (7x7x7)/Cube 0: Measurement grid: dx=5mm, dy=5mm, dz=5mm
Reference Value = 27.7 V/m; Power Drift = -0.135 dB
Peak SAR (extrapolated) = 1.83 W/kg
SAR(1 g) = 0.749 mW/g; SAR(10 g) = 0.535 mW/g
Maximum value of SAR (measured) = 0.760 mW/g

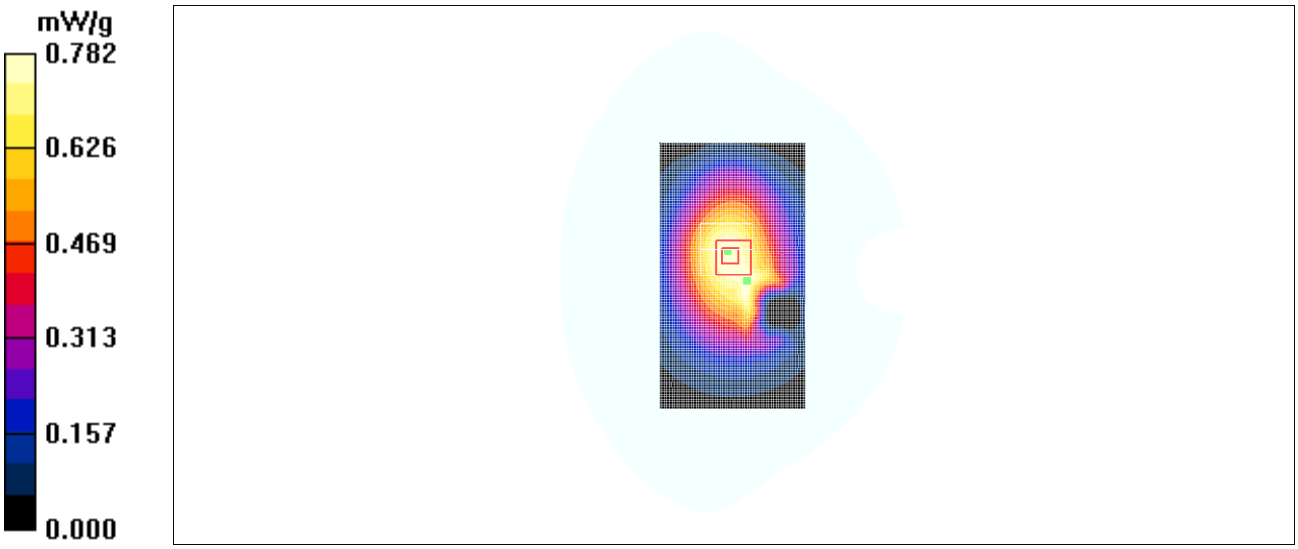

Fig. 46 850 MHz CH251

850 Body Towards Ground Middle with GPRS- - Slide up

Date/Time: 2010-9-15 17:12:03
Electronics: DAE4 Sn771
Medium: Body 850 MHz
Medium parameters used (interpolated): f = 836.6 MHz; σ = 0.95 mho/m; εr = 54.8; ρ = 1000 kg/m^3
Ambient Temperature:23.0^{o}C Liquid Temperature: 22.5^{o}C
Communication System: GSM 850 GPRS Frequency: 836.6 MHz Duty Cycle: 1:4
Probe: ES3DV3 - SN3149 ConvF(6.22, 6.22, 6.22)

Toward Ground Middle/Area Scan (61x111x1): Measurement grid: dx=10mm, dy=10mm
Maximum value of SAR (interpolated) = 0.755 mW/g

Toward Ground Middle/Zoom Scan (7x7x7)/Cube 0: Measurement grid: dx=5mm, dy=5mm, dz=5mm
Reference Value = 27.3 V/m; Power Drift = -0.106 dB
Peak SAR (extrapolated) = 0.912 W/kg
SAR(1 g) = 0.711 mW/g; SAR(10 g) = 0.522 mW/g
Maximum value of SAR (measured) = 0.745 mW/g



Fig. 47 850 MHz CH190

850 Body Towards Ground Low with GPRS- Slide up

Date/Time: 2010-9-15 17:27:23
Electronics: DAE4 Sn771
Medium: Body 850 MHz
Medium parameters used: f = 825 MHz; σ = 0.93 mho/m; εr = 55.8; ρ = 1000 kg/m^3
Ambient Temperature:23.0^{o}C Liquid Temperature: 22.5^{o}C
Communication System: GSM 850 GPRS Frequency: 824.2 MHz Duty Cycle: 1:4
Probe: ES3DV3 - SN3149 ConvF(6.22, 6.22, 6.22)

Toward Ground Low/Area Scan (61x111x1): Measurement grid: dx=10mm, dy=10mm
Maximum value of SAR (interpolated) = 0.825 mW/g

Toward Ground Low/Zoom Scan (7x7x7)/Cube 0: Measurement grid: dx=5mm, dy=5mm, dz=5mm
Reference Value = 26.4 V/m; Power Drift = 0.026 dB
Peak SAR (extrapolated) = 0.874 W/kg
SAR(1 g) = 0.678 mW/g; SAR(10 g) = 0.480 mW/g
Maximum value of SAR (measured) = 0.707 mW/g



Fig. 48 850 MHz CH128

850 Body Towards Ground High with EGPRS

Date/Time: 2010-9-15 17:43:51
Electronics: DAE4 Sn771
Medium: Body 850 MHz
Medium parameters used: f = 848.8 MHz; σ = 0.94 mho/m; εr = 54.5; ρ = 1000 kg/m^3
Ambient Temperature:23.0^{o}C Liquid Temperature: 22.5^{o}C
Communication System: GSM 850 GPRS Frequency: 824.2 MHz Duty Cycle: 1:4
Probe: ES3DV3 - SN3149 ConvF(6.22, 6.22, 6.22)

Toward Ground High/Area Scan (61x81x1): Measurement grid: dx=10mm, dy=10mm
Maximum value of SAR (interpolated) = 1.18 mW/g

Toward Ground High/Zoom Scan (7x7x7)/Cube 0: Measurement grid: dx=5mm, dy=5mm, dz=5mm
Reference Value = 29.8 V/m; Power Drift = -0.101 dB
Peak SAR (extrapolated) = 1.20 W/kg
SAR(1 g) = 0.873 mW/g; SAR(10 g) = 0.603 mW/g
Maximum value of SAR (measured) = 0.926 mW/g

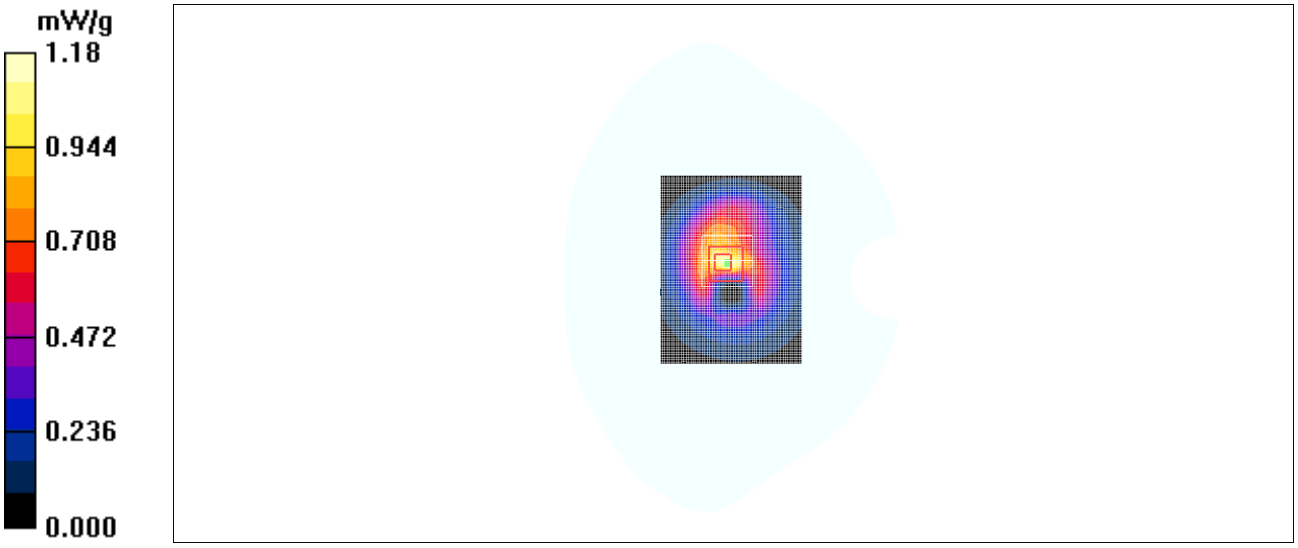

Fig. 49 850 MHz CH251

850 Body Towards Ground High with Headset

Date/Time: 2010-9-15 18:00:33
Electronics: DAE4 Sn771
Medium: Body 850 MHz
Medium parameters used: f = 848.8 MHz; σ = 0.94 mho/m; εr = 54.5; ρ = 1000 kg/m^3
Ambient Temperature:23.0^{o}C Liquid Temperature: 22.5^{o}C
Communication System: GSM 850 Frequency: 824.2 MHz Duty Cycle: 1:8.3
Probe: ES3DV3 - SN3149 ConvF(6.22, 6.22, 6.22)

Toward Ground High/Area Scan (61x81x1): Measurement grid: dx=10mm, dy=10mm
Maximum value of SAR (interpolated) = 0.607 mW/g

Toward Ground High/Zoom Scan (7x7x7)/Cube 0: Measurement grid: dx=5mm, dy=5mm, dz=5mm
Reference Value = 23.7 V/m; Power Drift = 0.039 dB
Peak SAR (extrapolated) = 0.791 W/kg
SAR(1 g) = 0.574 mW/g; SAR(10 g) = 0.396 mW/g
Maximum value of SAR (measured) = 0.615 mW/g

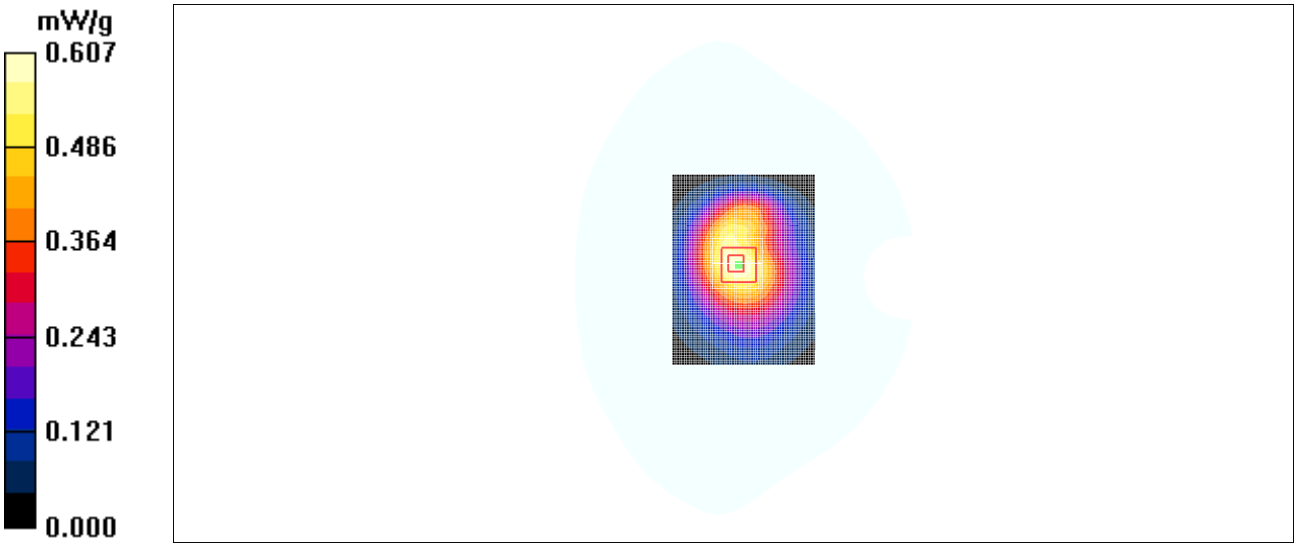

Fig. 50 850 MHz CH251

1900 Body Towards Phantom High with GPRS- Slide down

Date/Time: 2010-9-16 20:05:16
Electronics: DAE4 Sn771
Medium: Body 1900 MHz
Medium parameters used: f = 1910 MHz; σ = 1.55 mho/m; εr = 52.7; ρ = 1000 kg/m^3
Ambient Temperature:23.0^{o}C Liquid Temperature: 22.5^{o}C
Communication System: GSM 1900MHz GPRS Frequency: 1909.8 MHz Duty Cycle: 1:4
Probe: ES3DV3 - SN3149 ConvF(4.68, 4.68, 4.68)

Toward Phantom High/Area Scan (61x91x1): Measurement grid: dx=10mm, dy=10mm
Maximum value of SAR (interpolated) = 0.090 mW/g

Toward Phantom High/Zoom Scan (7x7x7)/Cube 0: Measurement grid: dx=5mm, dy=5mm, dz=5mm
Reference Value = 4.13 V/m; Power Drift = 0.051 dB
Peak SAR (extrapolated) = 0.133 W/kg
SAR(1 g) = 0.082 mW/g; SAR(10 g) = 0.050 mW/g
Maximum value of SAR (measured) = 0.089 mW/g

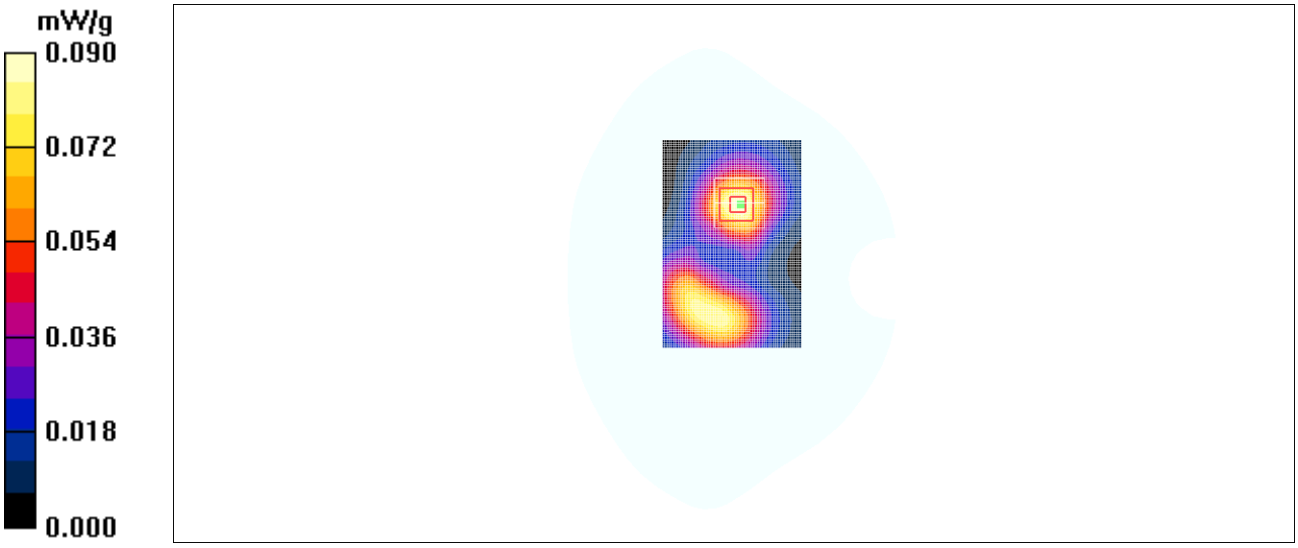

Fig. 51 1900 MHz CH810

1900 Body Towards Phantom Middle with GPRS- Slide down

Date/Time: 2010-9-16 20:20:32
Electronics: DAE4 Sn771
Medium: Body 1900 MHz
Medium parameters used: f = 1880 MHz; σ = 1.50 mho/m; εr = 53.2; ρ = 1000 kg/m^3
Ambient Temperature:23.0^{o}C Liquid Temperature: 22.5^{o}C
Communication System: GSM 1900MHz GPRS Frequency: 1880 MHz Duty Cycle: 1:4
Probe: ES3DV3 - SN3149 ConvF(4.68, 4.68, 4.68)

Toward Phantom Middle/Area Scan (61x91x1): Measurement grid: dx=10mm, dy=10mm
Maximum value of SAR (interpolated) = 0.135 mW/g

Toward Phantom Middle/Zoom Scan (7x7x7)/Cube 0: Measurement grid: dx=5mm, dy=5mm, dz=5mm
Reference Value = 5.66 V/m; Power Drift = 0.073 dB
Peak SAR (extrapolated) = 0.190 W/kg
SAR(1 g) = 0.125 mW/g; SAR(10 g) = 0.081 mW/g
Maximum value of SAR (measured) = 0.133 mW/g

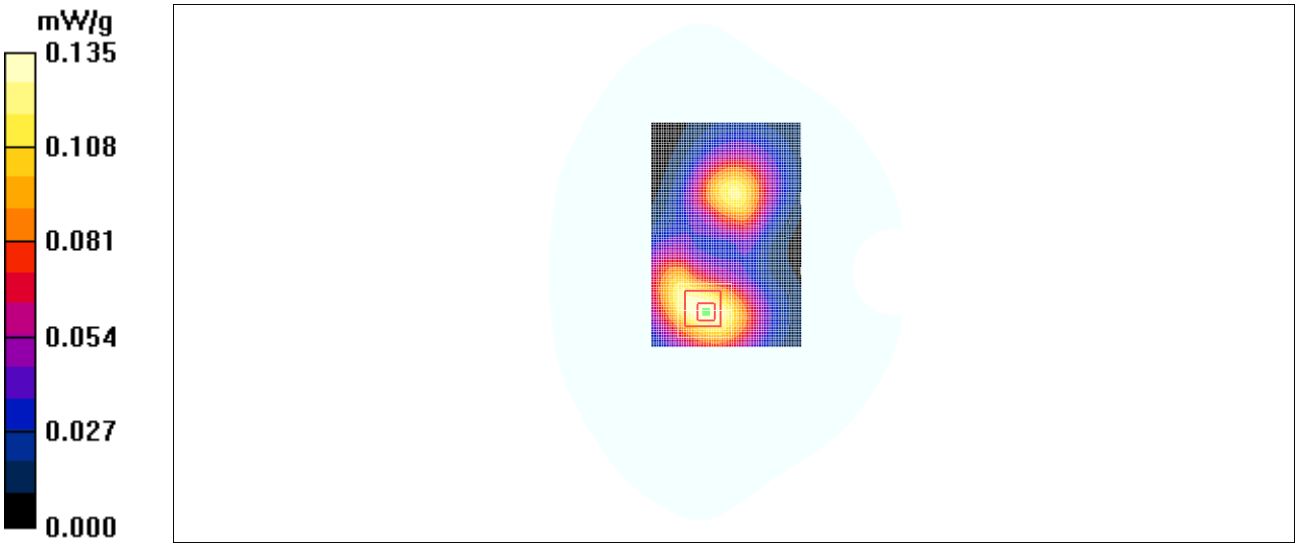

Fig. 52 1900 MHz CH661

1900 Body Towards Phantom Low with GPRS- Slide down

Date/Time: 2010-9-16 20:35:54
Electronics: DAE4 Sn771
Medium: Body 1900 MHz
Medium parameters used (interpolated): f = 1850.2 MHz; σ = 1.48 mho/m; εr = 53.6; ρ = 1000 kg/m^3
Ambient Temperature:23.0^{o}C Liquid Temperature: 22.5^{o}C
Communication System: GSM 1900MHz GPRS Frequency: 1850.2 MHz Duty Cycle: 1:4
Probe: ES3DV3 - SN3149 ConvF(4.68, 4.68, 4.68)

Toward Phantom Low/Area Scan (61x91x1): Measurement grid: dx=10mm, dy=10mm
Maximum value of SAR (interpolated) = 0.216 mW/g

Toward Phantom Low/Zoom Scan (7x7x7)/Cube 0: Measurement grid: dx=5mm, dy=5mm, dz=5mm
Reference Value = 7.82 V/m; Power Drift = 0.045 dB
Peak SAR (extrapolated) = 0.299 W/kg
SAR(1 g) = 0.198 mW/g; SAR(10 g) = 0.128 mW/g
Maximum value of SAR (measured) = 0.210 mW/g



Fig. 53 1900 MHz CH512

1900 Body Towards Ground High with GPRS- Slide down

Date/Time: 2010-9-16 20:51:15
Electronics: DAE4 Sn771
Medium: Body 1900 MHz
Medium parameters used: f = 1910 MHz; σ = 1.55 mho/m; εr = 52.7; ρ = 1000 kg/m^3
Ambient Temperature:23.0^{o}C Liquid Temperature: 22.5^{o}C
Communication System: GSM 1900MHz GPRS Frequency: 1909.8 MHz Duty Cycle: 1:4
Probe: ES3DV3 - SN3149 ConvF(4.68, 4.68, 4.68)

Toward Ground High/Area Scan (61x91x1): Measurement grid: dx=10mm, dy=10mm
Maximum value of SAR (interpolated) = 0.325 mW/g

Toward Ground High/Zoom Scan (7x7x7)/Cube 0: Measurement grid: dx=5mm, dy=5mm, dz=5mm
Reference Value = 9.39 V/m; Power Drift = -0.130 dB
Peak SAR (extrapolated) = 0.467 W/kg
SAR(1 g) = 0.284 mW/g; SAR(10 g) = 0.166 mW/g
Maximum value of SAR (measured) = 0.310 mW/g

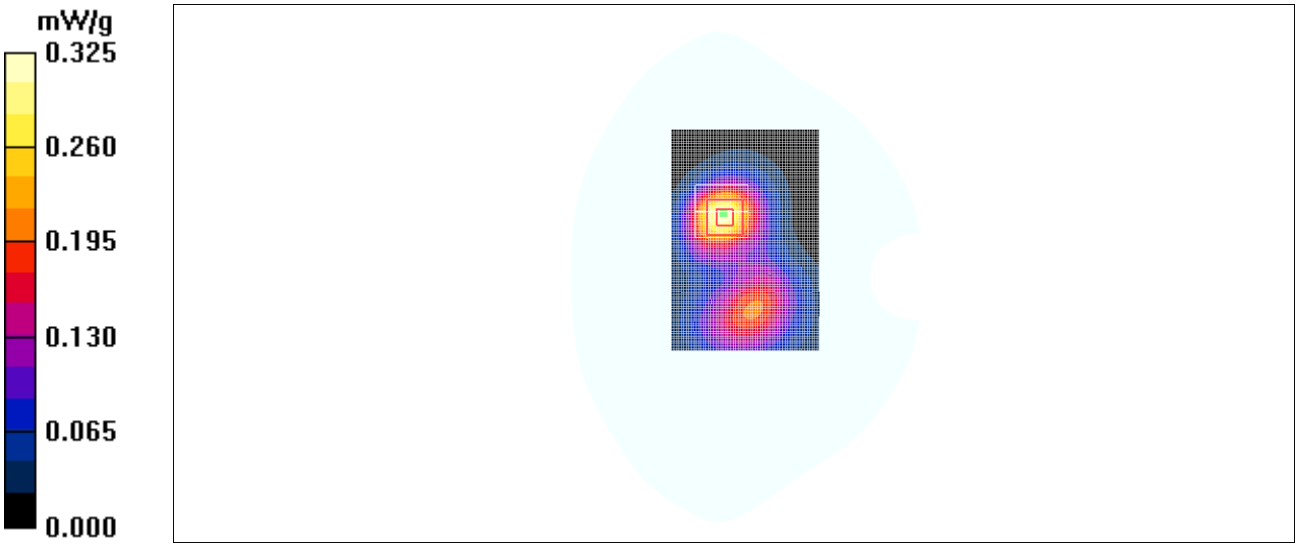

Fig. 54 1900 MHz CH810

1900 Body Towards Ground Middle with GPRS- Slide down

Date/Time: 2010-9-16 21:06:33
Electronics: DAE4 Sn771
Medium: Body 1900 MHz
Medium parameters used: f = 1880 MHz; σ = 1.50 mho/m; εr = 53.2; ρ = 1000 kg/m^3
Ambient Temperature:23.0^{o}C Liquid Temperature: 22.5^{o}C
Communication System: GSM 1900MHz GPRS Frequency: 1880 MHz Duty Cycle: 1:4
Probe: ES3DV3 - SN3149 ConvF(4.68, 4.68, 4.68)

Toward Ground Middle/Area Scan (61x91x1): Measurement grid: dx=10mm, dy=10mm
Maximum value of SAR (interpolated) = 0.466 mW/g

Toward Ground Middle/Zoom Scan (7x7x7)/Cube 0: Measurement grid: dx=5mm, dy=5mm, dz=5mm
Reference Value = 11.6 V/m; Power Drift = 0.021 dB
Peak SAR (extrapolated) = 0.681 W/kg
SAR(1 g) = 0.405 mW/g; SAR(10 g) = 0.236 mW/g
Maximum value of SAR (measured) = 0.440 mW/g



Fig. 55 1900 MHz CH661

1900 Body Towards Ground Low with GPRS- Slide down

Date/Time: 2010-9-16 21:21:52
Electronics: DAE4 Sn771
Medium: Body 1900 MHz
Medium parameters used (interpolated): f = 1850.2 MHz; σ = 1.48 mho/m; εr = 53.6; ρ = 1000 kg/m^3
Ambient Temperature:23.0^{o}C Liquid Temperature: 22.5^{o}C
Communication System: GSM 1900MHz GPRS Frequency: 1850.2 MHz Duty Cycle: 1:4
Probe: ES3DV3 - SN3149 ConvF(4.68, 4.68, 4.68)

Toward Ground Low/Area Scan (61x91x1): Measurement grid: dx=10mm, dy=10mm
Maximum value of SAR (interpolated) = 0.616 mW/g

Toward Ground Low/Zoom Scan (7x7x7)/Cube 0: Measurement grid: dx=5mm, dy=5mm, dz=5mm
Reference Value = 14.4 V/m; Power Drift = -0.051 dB
Peak SAR (extrapolated) = 0.866 W/kg
SAR(1 g) = 0.526 mW/g; SAR(10 g) = 0.301 mW/g
Maximum value of SAR (measured) = 0.591 mW/g

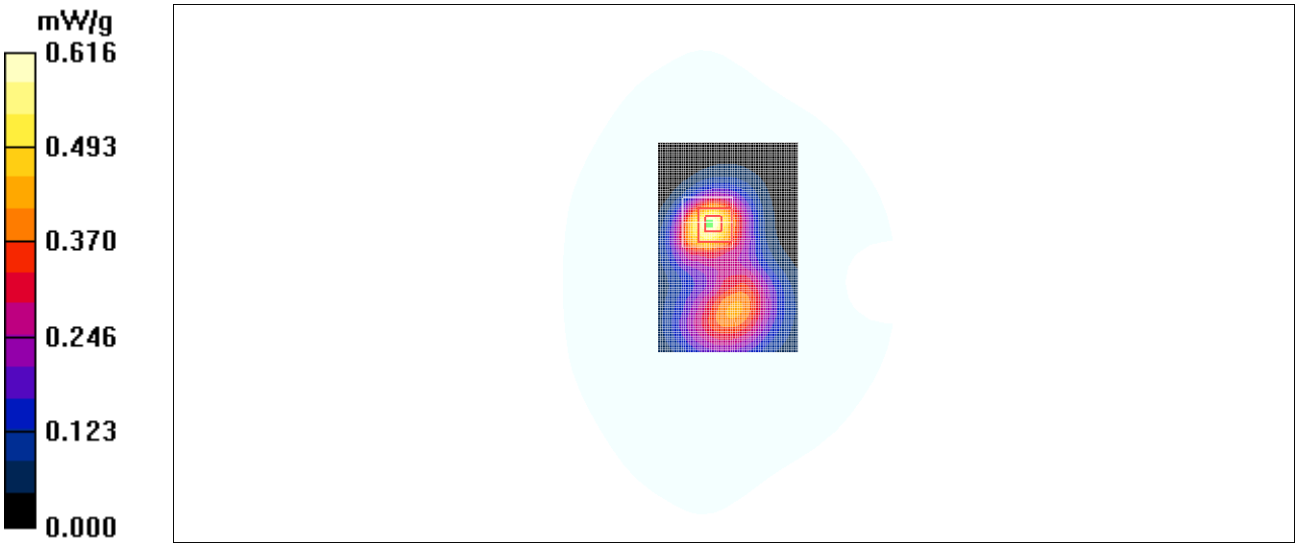

Fig. 56 1900 MHz CH512

1900 Body Towards Phantom High with GPRS- Slide up

Date/Time: 2010-9-16 21:37:20
Electronics: DAE4 Sn771
Medium: Body 1900 MHz
Medium parameters used: f = 1910 MHz; σ = 1.55 mho/m; εr = 52.7; ρ = 1000 kg/m^3
Ambient Temperature:23.0^{o}C Liquid Temperature: 22.5^{o}C
Communication System: GSM 1900MHz GPRS Frequency: 1909.8 MHz Duty Cycle: 1:4
Probe: ES3DV3 - SN3149 ConvF(4.68, 4.68, 4.68)

Toward Phantom High/Area Scan (61x111x1): Measurement grid: dx=10mm, dy=10mm
Maximum value of SAR (interpolated) = 0.170 mW/g

Toward Phantom High/Zoom Scan (7x7x7)/Cube 0: Measurement grid: dx=5mm, dy=5mm, dz=5mm
Reference Value = 4.85 V/m; Power Drift = 0.124 dB
Peak SAR (extrapolated) = 0.241 W/kg
SAR(1 g) = 0.158 mW/g; SAR(10 g) = 0.102 mW/g
Maximum value of SAR (measured) = 0.166 mW/g

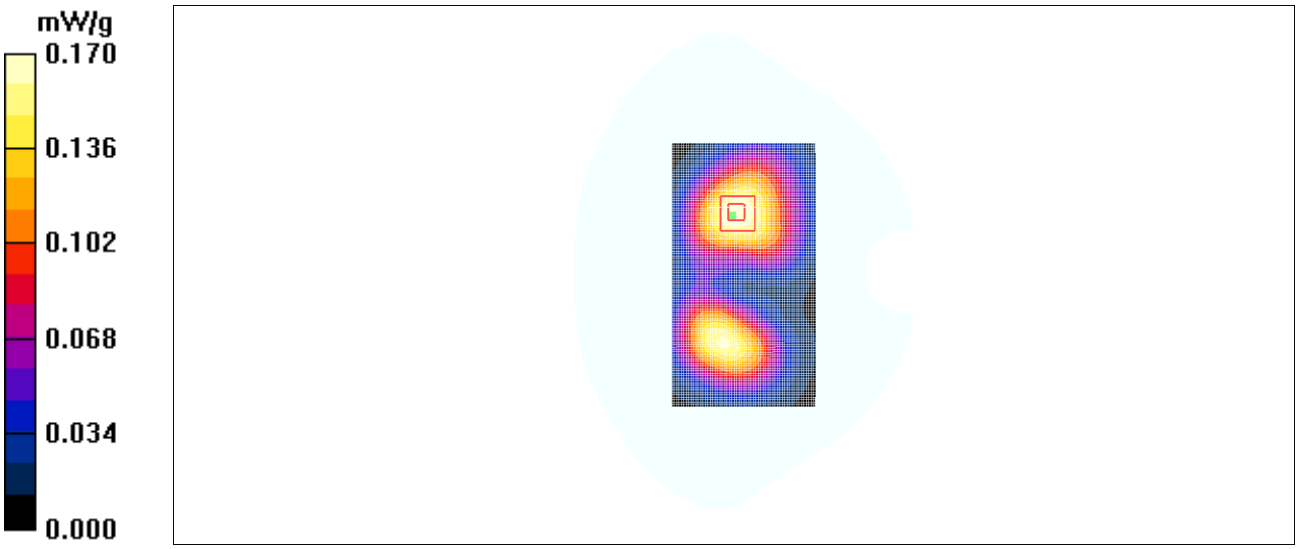

Fig. 57 1900 MHz CH810

1900 Body Towards Phantom Middle with GPRS- Slide up

Date/Time: 2010-9-16 21:52:43
Electronics: DAE4 Sn771
Medium: Body 1900 MHz
Medium parameters used: f = 1880 MHz; σ = 1.50 mho/m; εr = 53.2; ρ = 1000 kg/m^3
Ambient Temperature:23.0^{o}C Liquid Temperature: 22.5^{o}C
Communication System: GSM 1900MHz GPRS Frequency: 1880 MHz Duty Cycle: 1:4
Probe: ES3DV3 - SN3149 ConvF(4.68, 4.68, 4.68)

Toward Phantom Middle/Area Scan (61x111x1): Measurement grid: dx=10mm, dy=10mm
Maximum value of SAR (interpolated) = 0.254 mW/g

Toward Phantom Middle/Zoom Scan (7x7x7)/Cube 0: Measurement grid: dx=5mm, dy=5mm, dz=5mm
Reference Value = 6.29 V/m; Power Drift = 0.002 dB
Peak SAR (extrapolated) = 0.361 W/kg
SAR(1 g) = 0.237 mW/g; SAR(10 g) = 0.154 mW/g
Maximum value of SAR (measured) = 0.249 mW/g

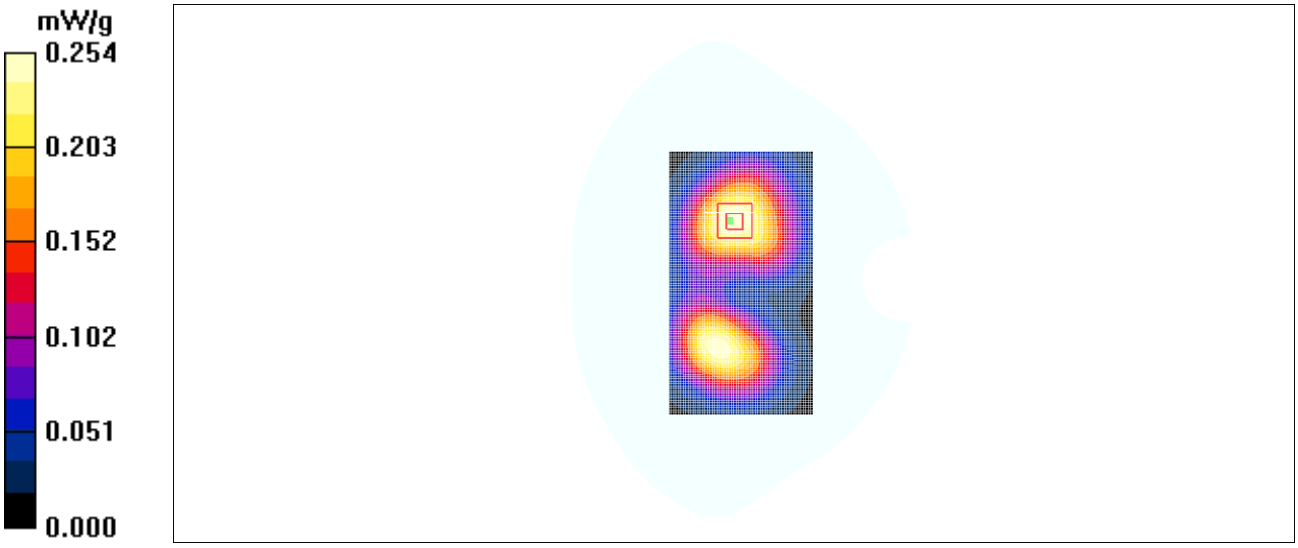

Fig. 58 1900 MHz CH661

1900 Body Towards Phantom Low with GPRS- Slide up

Date/Time: 2010-9-16 22:08:01
Electronics: DAE4 Sn771
Medium: Body 1900 MHz
Medium parameters used (interpolated): f = 1850.2 MHz; σ = 1.48 mho/m; εr = 53.6; ρ = 1000 kg/m^3
Ambient Temperature:23.0^{o}C Liquid Temperature: 22.5^{o}C
Communication System: GSM 1900MHz GPRS Frequency: 1850.2 MHz Duty Cycle: 1:4
Probe: ES3DV3 - SN3149 ConvF(4.68, 4.68, 4.68)

Toward Phantom Low/Area Scan (61x111x1): Measurement grid: dx=10mm, dy=10mm
Maximum value of SAR (interpolated) = 0.352 mW/g

Toward Phantom Low/Zoom Scan (7x7x7)/Cube 0: Measurement grid: dx=5mm, dy=5mm, dz=5mm
Reference Value = 7.69 V/m; Power Drift = -0.047 dB
Peak SAR (extrapolated) = 0.505 W/kg
SAR(1 g) = 0.332 mW/g; SAR(10 g) = 0.215 mW/g
Maximum value of SAR (measured) = 0.347 mW/g

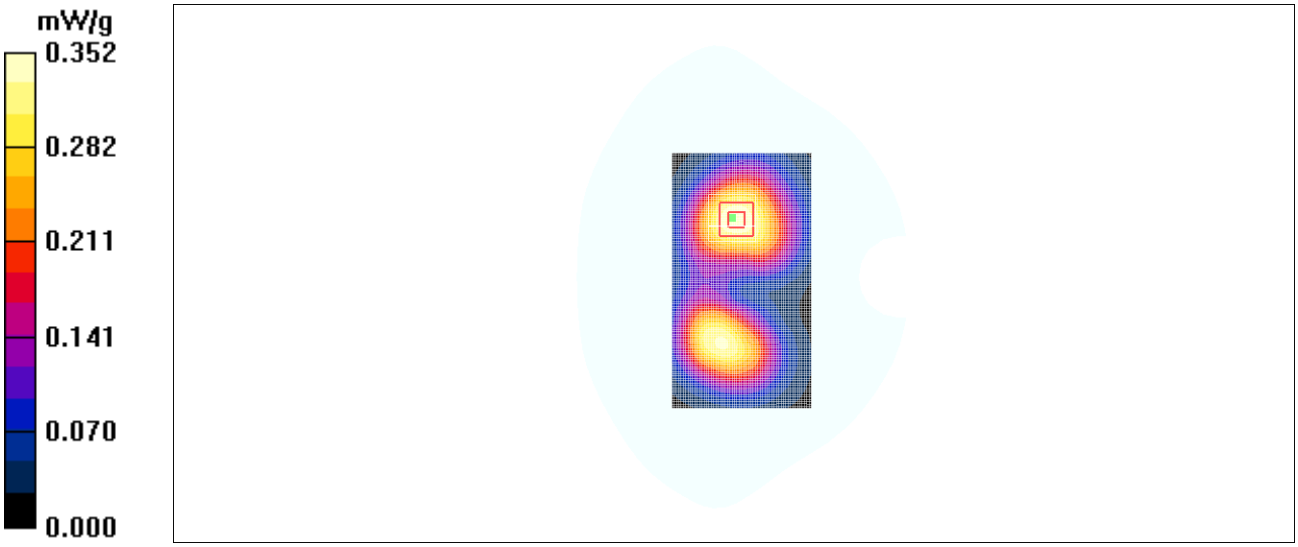

Fig. 59 1900 MHz CH512

1900 Body Towards Ground High with GPRS- Slide up

Date/Time: 2010-9-16 22:23:24
Electronics: DAE4 Sn771
Medium: Body 1900 MHz
Medium parameters used: f = 1910 MHz; σ = 1.55 mho/m; εr = 52.7; ρ = 1000 kg/m^3
Ambient Temperature:23.0^{o}C Liquid Temperature: 22.5^{o}C
Communication System: GSM 1900MHz GPRS Frequency: 1909.8 MHz Duty Cycle: 1:4
Probe: ES3DV3 - SN3149 ConvF(4.68, 4.68, 4.68)

Toward Ground High/Area Scan (61x111x1): Measurement grid: dx=10mm, dy=10mm
Maximum value of SAR (interpolated) = 0.385 mW/g

Toward Ground High/Zoom Scan (7x7x7)/Cube 0: Measurement grid: dx=5mm, dy=5mm, dz=5mm
Reference Value = 10.3 V/m; Power Drift = 0.114 dB
Peak SAR (extrapolated) = 0.567 W/kg
SAR(1 g) = 0.364 mW/g; SAR(10 g) = 0.237 mW/g
Maximum value of SAR (measured) = 0.387 mW/g



Fig. 60 1900 MHz CH810

1900 Body Towards Ground Middle with GPRS- Slide up

Date/Time: 2010-9-16 22:38:45
Electronics: DAE4 Sn771
Medium: Body 1900 MHz
Medium parameters used: f = 1880 MHz; σ = 1.50 mho/m; εr = 53.2; ρ = 1000 kg/m^3
Ambient Temperature:23.0^{o}C Liquid Temperature: 22.5^{o}C
Communication System: GSM 1900MHz GPRS Frequency: 1880 MHz Duty Cycle: 1:4
Probe: ES3DV3 - SN3149 ConvF(4.68, 4.68, 4.68)

Toward Ground Middle/Area Scan (61x111x1): Measurement grid: dx=10mm, dy=10mm
Maximum value of SAR (interpolated) = 0.520 mW/g

Toward Ground Middle/Zoom Scan (7x7x7)/Cube 0: Measurement grid: dx=5mm, dy=5mm, dz=5mm
Reference Value = 11.8 V/m; Power Drift = 0.005 dB
Peak SAR (extrapolated) = 0.768 W/kg
SAR(1 g) = 0.494 mW/g; SAR(10 g) = 0.319 mW/g
Maximum value of SAR (measured) = 0.521 mW/g



Fig. 61 1900 MHz CH661

1900 Body Towards Ground Low with GPRS- Slide up

Date/Time: 2010-9-16 22:54:07
Electronics: DAE4 Sn771
Medium: Body 1900 MHz
Medium parameters used (interpolated): f = 1850.2 MHz; σ = 1.48 mho/m; εr = 53.6; ρ = 1000 kg/m^3
Ambient Temperature:23.0^{o}C Liquid Temperature: 22.5^{o}C
Communication System: GSM 1900MHz GPRS Frequency: 1850.2 MHz Duty Cycle: 1:4
Probe: ES3DV3 - SN3149 ConvF(4.68, 4.68, 4.68)

Toward Ground Low/Area Scan (61x111x1): Measurement grid: dx=10mm, dy=10mm
Maximum value of SAR (interpolated) = 0.671 mW/g

Toward Ground Low/Zoom Scan (7x7x7)/Cube 0: Measurement grid: dx=5mm, dy=5mm, dz=5mm
Reference Value = 13.4 V/m; Power Drift = 0.000 dB
Peak SAR (extrapolated) = 1.24 W/kg
SAR(1 g) = 0.638 mW/g; SAR(10 g) = 0.410 mW/g
Maximum value of SAR (measured) = 0.662 mW/g



Fig. 62 1900 MHz CH512

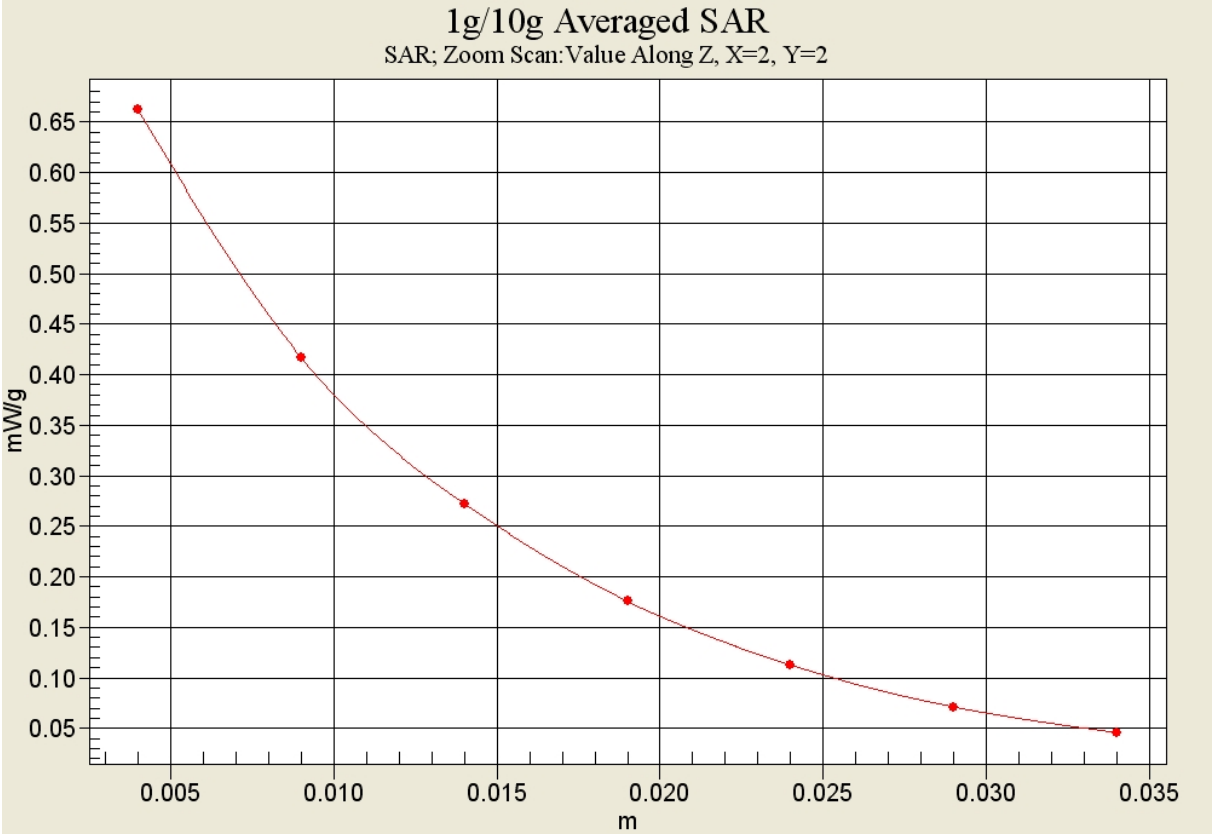

Fig. 62-1 Z-Scan at power reference point (1900 MHz CH512)

1900 Body Towards Ground Low with EGPRS

Date/Time: 2010-9-16 23:10:39
Electronics: DAE4 Sn771
Medium: Body 1900 MHz
Medium parameters used (interpolated): f = 1850.2 MHz; σ = 1.48 mho/m; εr = 53.6; ρ = 1000 kg/m^3
Ambient Temperature:23.0^{o}C Liquid Temperature: 22.5^{o}C
Communication System: GSM 1900MHz GPRS Frequency: 1850.2 MHz Duty Cycle: 1:4
Probe: ES3DV3 - SN3149 ConvF(4.68, 4.68, 4.68)

Toward Ground Low/Area Scan (61x111x1): Measurement grid: dx=10mm, dy=10mm
Maximum value of SAR (interpolated) = 0.668 mW/g

Toward Ground Low/Zoom Scan (7x7x7)/Cube 0: Measurement grid: dx=5mm, dy=5mm, dz=5mm
Reference Value = 12.7 V/m; Power Drift = 0.003 dB
Peak SAR (extrapolated) = 0.973 W/kg
SAR(1 g) = 0.627 mW/g; SAR(10 g) = 0.404 mW/g
Maximum value of SAR (measured) = 0.663 mW/g

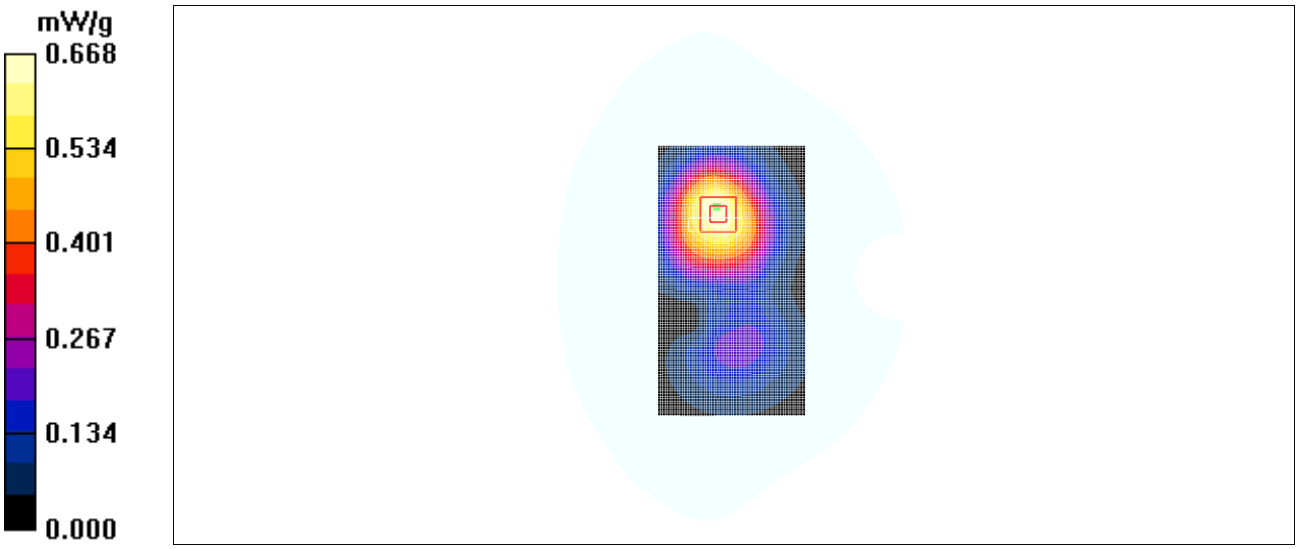

Fig. 63 1900 MHz CH512

1900 Body Towards Ground Low with Headset

Date/Time: 2010-9-16 23:27:03
Electronics: DAE4 Sn771
Medium: Body 1900 MHz
Medium parameters used (interpolated): f = 1850.2 MHz; σ = 1.48 mho/m; εr = 53.6; ρ = 1000 kg/m^3
Ambient Temperature:23.0^{o}C Liquid Temperature: 22.5^{o}C
Communication System: GSM 1900MHz Frequency: 1850.2 MHz Duty Cycle: 1:8.3
Probe: ES3DV3 - SN3149 ConvF(4.68, 4.68, 4.68)

Toward Ground Low/Area Scan (61x111x1): Measurement grid: dx=10mm, dy=10mm
Maximum value of SAR (interpolated) = 0.452 mW/g

Toward Ground Low/Zoom Scan (7x7x7)/Cube 0: Measurement grid: dx=5mm, dy=5mm, dz=5mm
Reference Value = 9.89 V/m; Power Drift = 0.026 dB
Peak SAR (extrapolated) = 0.661 W/kg
SAR(1 g) = 0.423 mW/g; SAR(10 g) = 0.270 mW/g
Maximum value of SAR (measured) = 0.445 mW/g

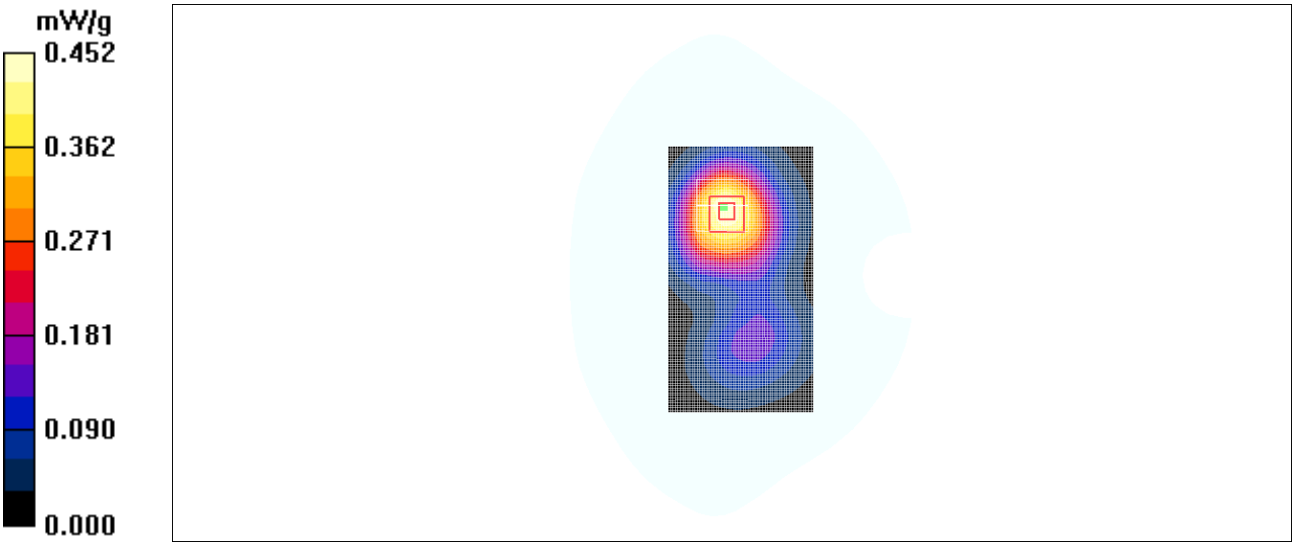

Fig. 64 1900 MHz CH512

WCDMA850 Body Towards Phantom High - Slide down

Date/Time: 2010-9-15 18:18:21
Electronics: DAE4 Sn771
Medium: 900 Body
Medium parameters used (interpolated): f = 846.6 MHz; σ = 0.94 mho/m; εr = 54.6; ρ = 1000 kg/m^3
Ambient Temperature:23.0oC Liquid Temperature: 22.5^{o}C
Communication System: WCDMA 850 Frequency: 846.6 MHz Duty Cycle: 1:1
Probe: ES3DV3 - SN3149 ConvF(6.22, 6.22, 6.22)

Toward Phantom High/Area Scan (61x81x1): Measurement grid: dx=10mm, dy=10mm
Maximum value of SAR (interpolated) = 0.391 mW/g

Toward Phantom High/Zoom Scan (7x7x7)/Cube 0: Measurement grid: dx=5mm, dy=5mm, dz=5mm
Reference Value = 18.4 V/m; Power Drift = -0.004 dB
Peak SAR (extrapolated) = 0.473 W/kg
SAR(1 g) = 0.367 mW/g; SAR(10 g) = 0.272 mW/g
Maximum value of SAR (measured) = 0.388 mW/g



Fig. 65 850 MHz CH4233

WCDMA 850 Body Towards Phantom Middle - Slide down

Date/Time: 2010-9-15 18:33:42
Electronics: DAE4 Sn771
Medium: 900 Body
Medium parameters used (interpolated): f = 836.4 MHz; σ = 0.95 mho/m; εr = 54.8; ρ = 1000 kg/m^3
Ambient Temperature:23.0oC Liquid Temperature: 22.5^{o}C
Communication System: WCDMA 850 Frequency: 836.4 MHz Duty Cycle: 1:1
Probe: ES3DV3 - SN3149 ConvF(6.22, 6.22, 6.22)

Toward Phantom Middle/Area Scan (61x81x1): Measurement grid: dx=10mm, dy=10mm
Maximum value of SAR (interpolated) = 0.273 mW/g

Toward Phantom Middle/Zoom Scan (7x7x7)/Cube 0: Measurement grid: dx=5mm, dy=5mm, dz=5mm
Reference Value = 15.4 V/m; Power Drift = -0.003 dB
Peak SAR (extrapolated) = 0.337 W/kg
SAR(1 g) = 0.258 mW/g; SAR(10 g) = 0.192 mW/g
Maximum value of SAR (measured) = 0.272 mW/g



Fig. 66 850 MHz CH4182

WCDMA 850 Body Towards Phantom Low - Slide down

Date/Time: 2010-9-15 18:49:05
Electronics: DAE4 Sn771
Medium: 900 Body
Medium parameters used (interpolated): f = 826.4 MHz; σ = 0.94 mho/m; εr = 55.5; ρ = 1000 kg/m^3
Ambient Temperature:23.0oC Liquid Temperature: 22.5^{o}C
Communication System: WCDMA 850 Frequency: 826.4 MHz Duty Cycle: 1:1
Probe: ES3DV3 - SN3149 ConvF(6.22, 6.22, 6.22)

Toward Phantom Low/Area Scan (61x81x1): Measurement grid: dx=10mm, dy=10mm
Maximum value of SAR (interpolated) = 0.297 mW/g

Toward Phantom Low/Zoom Scan (7x7x7)/Cube 0: Measurement grid: dx=5mm, dy=5mm, dz=5mm
Reference Value = 16.1 V/m; Power Drift = 0.021 dB
Peak SAR (extrapolated) = 0.362 W/kg
SAR(1 g) = 0.280 mW/g; SAR(10 g) = 0.209 mW/g
Maximum value of SAR (measured) = 0.294 mW/g



Fig. 67 850 MHz CH4132

WCDMA 850 Body Towards Ground High - Slide down

Date/Time: 2010-9-15 19:04:26
Electronics: DAE4 Sn771
Medium: 900 Body
Medium parameters used (interpolated): f = 846.6 MHz; σ = 0.94 mho/m; εr = 54.6; ρ = 1000 kg/m^3
Ambient Temperature:23.0oC Liquid Temperature: 22.5^{o}C
Communication System: WCDMA 850 Frequency: 846.6 MHz Duty Cycle: 1:1
Probe: ES3DV3 - SN3149 ConvF(6.22, 6.22, 6.22)

Toward Ground High/Area Scan (61x81x1): Measurement grid: dx=10mm, dy=10mm
Maximum value of SAR (interpolated) = 0.889 mW/g

Toward Ground High/Zoom Scan (7x7x7)/Cube 0: Measurement grid: dx=5mm, dy=5mm, dz=5mm
Reference Value = 29.0 V/m; Power Drift = 0.011 dB
Peak SAR (extrapolated) = 1.14 W/kg
SAR(1 g) = 0.829 mW/g; SAR(10 g) = 0.572 mW/g
Maximum value of SAR (measured) = 0.877 mW/g

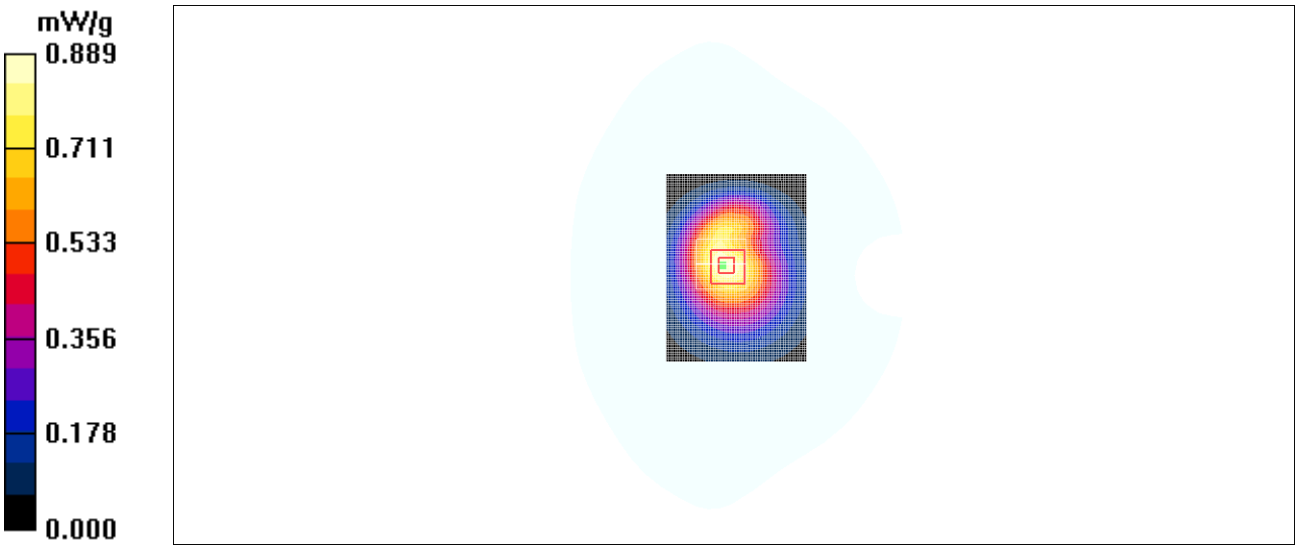

Fig. 68 850 MHz CH4233

WCDMA 850 Body Towards Ground Middle -Slide down

Date/Time: 2010-9-15 19:19:47
Electronics: DAE4 Sn771
Medium: 900 Body
Medium parameters used (interpolated): f = 836.4 MHz; σ = 0.95 mho/m; εr = 54.8; ρ = 1000 kg/m^3
Ambient Temperature:23.0oC Liquid Temperature: 22.5^{o}C
Communication System: WCDMA 850 Frequency: 836.4 MHz Duty Cycle: 1:1
Probe: ES3DV3 - SN3149 ConvF(6.22, 6.22, 6.22)

Toward Ground Middle/Area Scan (61x81x1): Measurement grid: dx=10mm, dy=10mm
Maximum value of SAR (interpolated) = 0.613 mW/g

Toward Ground Middle/Zoom Scan (7x7x7)/Cube 0: Measurement grid: dx=5mm, dy=5mm, dz=5mm
Reference Value = 24.1 V/m; Power Drift = 0.031 dB
Peak SAR (extrapolated) = 0.791 W/kg
SAR(1 g) = 0.575 mW/g; SAR(10 g) = 0.397 mW/g
Maximum value of SAR (measured) = 0.618 mW/g



Fig. 69 850 MHz CH4182

WCDMA 850 Body Towards Ground Low - Slide down

Date/Time: 2010-9-15 19:35:14
Electronics: DAE4 Sn771
Medium: 900 Body
Medium parameters used (interpolated): f = 826.4 MHz; σ = 0.94 mho/m; εr = 55.5; ρ = 1000 kg/m^3
Ambient Temperature:23.0oC Liquid Temperature: 22.5^{o}C
Communication System: WCDMA 850 Frequency: 826.4 MHz Duty Cycle: 1:1
Probe: ES3DV3 - SN3149 ConvF(6.22, 6.22, 6.22)

Toward Ground Low/Area Scan (61x81x1): Measurement grid: dx=10mm, dy=10mm
Maximum value of SAR (interpolated) = 0.611 mW/g

Toward Ground Low/Zoom Scan (7x7x7)/Cube 0: Measurement grid: dx=5mm, dy=5mm, dz=5mm
Reference Value = 24.1 V/m; Power Drift = 0.056 dB
Peak SAR (extrapolated) = 0.792 W/kg
SAR(1 g) = 0.576 mW/g; SAR(10 g) = 0.398 mW/g
Maximum value of SAR (measured) = 0.611 mW/g



Fig. 70 850 MHz CH4132

WCDMA 850 Body Towards Phantom High - Slide up

Date/Time: 2010-9-15 19:50:40
Electronics: DAE4 Sn771
Medium: 900 Body
Medium parameters used (interpolated): f = 846.6 MHz; σ = 0.94 mho/m; εr = 54.6; ρ = 1000 kg/m^3
Ambient Temperature:23.0oC Liquid Temperature: 22.5^{o}C
Communication System: WCDMA 850 Frequency: 846.6 MHz Duty Cycle: 1:1
Probe: ES3DV3 - SN3149 ConvF(6.22, 6.22, 6.22)

Toward Phantom High/Area Scan (61x111x1): Measurement grid: dx=10mm, dy=10mm
Maximum value of SAR (interpolated) = 0.437 mW/g

Toward Phantom High/Zoom Scan (7x7x7)/Cube 0: Measurement grid: dx=5mm, dy=5mm, dz=5mm
Reference Value = 20.7 V/m; Power Drift = 0.021 dB
Peak SAR (extrapolated) = 0.526 W/kg
SAR(1 g) = 0.414 mW/g; SAR(10 g) = 0.308 mW/g
Maximum value of SAR (measured) = 0.429 mW/g



Fig. 71 850 MHz CH4233

WCDMA 850 Body Towards Phantom Middle - Slide up

Date/Time: 2010-9-15 20:06:04
Electronics: DAE4 Sn771
Medium: 900 Body
Medium parameters used (interpolated): f = 836.4 MHz; σ = 0.95 mho/m; εr = 54.8; ρ = 1000 kg/m^3
Ambient Temperature:23.0oC Liquid Temperature: 22.5^{o}C
Communication System: WCDMA 850 Frequency: 836.4 MHz Duty Cycle: 1:1
Probe: ES3DV3 - SN3149 ConvF(6.22, 6.22, 6.22)

Toward Phantom Middle/Area Scan (61x111x1): Measurement grid: dx=10mm, dy=10mm
Maximum value of SAR (interpolated) = 0.868 mW/g

Toward Phantom Middle/Zoom Scan (7x7x7)/Cube 0: Measurement grid: dx=5mm, dy=5mm, dz=5mm
Reference Value = 29.2 V/m; Power Drift = 0.045 dB
Peak SAR (extrapolated) = 1.04 W/kg
SAR(1 g) = 0.824 mW/g; SAR(10 g) = 0.616 mW/g
Maximum value of SAR (measured) = 0.856 mW/g



Fig. 72 850 MHz CH4182

WCDMA 850 Body Towards Phantom Low - Slide up

Date/Time: 2010-9-15 20:21:28
Electronics: DAE4 Sn771
Medium: 900 Body
Medium parameters used (interpolated): f = 826.4 MHz; σ = 0.94 mho/m; εr = 55.5; ρ = 1000 kg/m^3
Ambient Temperature:23.0oC Liquid Temperature: 22.5^{o}C
Communication System: WCDMA 850 Frequency: 826.4 MHz Duty Cycle: 1:1
Probe: ES3DV3 - SN3149 ConvF(6.22, 6.22, 6.22)

Toward Phantom Low/Area Scan (61x111x1): Measurement grid: dx=10mm, dy=10mm
Maximum value of SAR (interpolated) = 0.436 mW/g

Toward Phantom Low/Zoom Scan (7x7x7)/Cube 0: Measurement grid: dx=5mm, dy=5mm, dz=5mm
Reference Value = 21.0 V/m; Power Drift = -0.089 dB
Peak SAR (extrapolated) = 0.510 W/kg
SAR(1 g) = 0.408 mW/g; SAR(10 g) = 0.306 mW/g
Maximum value of SAR (measured) = 0.422 mW/g

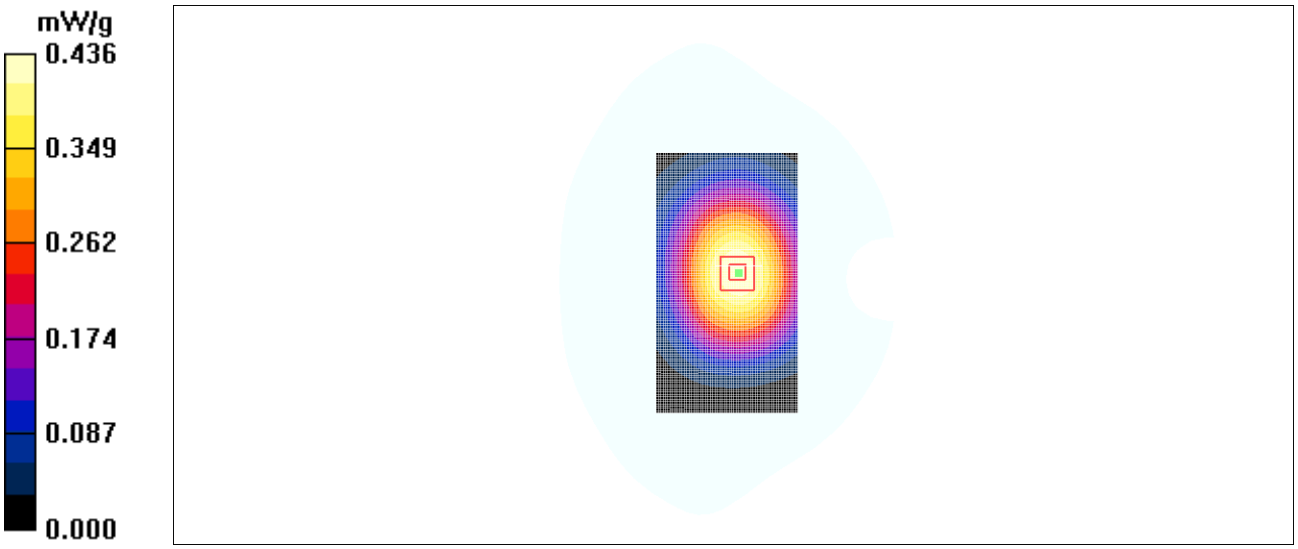

Fig. 73 850 MHz CH4132

WCDMA 850 Body Towards Ground High - Slide up

Date/Time: 2010-9-15 20:36:49
Electronics: DAE4 Sn771
Medium: 900 Body
Medium parameters used (interpolated): f = 846.6 MHz; σ = 0.94 mho/m; εr = 54.6; ρ = 1000 kg/m^3
Ambient Temperature:23.0oC Liquid Temperature: 22.5^{o}C
Communication System: WCDMA 850 Frequency: 846.6 MHz Duty Cycle: 1:1
Probe: ES3DV3 - SN3149 ConvF(6.22, 6.22, 6.22)

Toward Ground High/Area Scan (61x111x1): Measurement grid: dx=10mm, dy=10mm
Maximum value of SAR (interpolated) = 0.611 mW/g

Toward Ground High/Zoom Scan (7x7x7)/Cube 0: Measurement grid: dx=5mm, dy=5mm, dz=5mm
Reference Value = 24.1 V/m; Power Drift = 0.110 dB
Peak SAR (extrapolated) = 0.745 W/kg
SAR(1 g) = 0.577 mW/g; SAR(10 g) = 0.423 mW/g
Maximum value of SAR (measured) = 0.608 mW/g



Fig. 74 850 MHz CH4132

WCDMA 850 Body Towards Ground Middle - Slide up

Date/Time: 2010-9-15 20:52:22
Electronics: DAE4 Sn771
Medium: 900 Body
Medium parameters used (interpolated): f = 836.4 MHz; σ = 0.95 mho/m; εr = 54.8; ρ = 1000 kg/m^3
Ambient Temperature:23.0oC Liquid Temperature: 22.5^{o}C
Communication System: WCDMA 850 Frequency: 836.4 MHz Duty Cycle: 1:1
Probe: ES3DV3 - SN3149 ConvF(6.22, 6.22, 6.22)

Toward Ground Middle/Area Scan (61x111x1): Measurement grid: dx=10mm, dy=10mm
Maximum value of SAR (interpolated) = 1.18 mW/g

Toward Ground Middle/Zoom Scan (7x7x7)/Cube 0: Measurement grid: dx=5mm, dy=5mm, dz=5mm
Reference Value = 33.8 V/m; Power Drift = -0.049 dB
Peak SAR (extrapolated) = 1.44 W/kg
SAR(1 g) = 1.11 mW/g; SAR(10 g) = 0.813 mW/g
Maximum value of SAR (measured) = 1.18 mW/g



Fig. 75 850 MHz CH4182

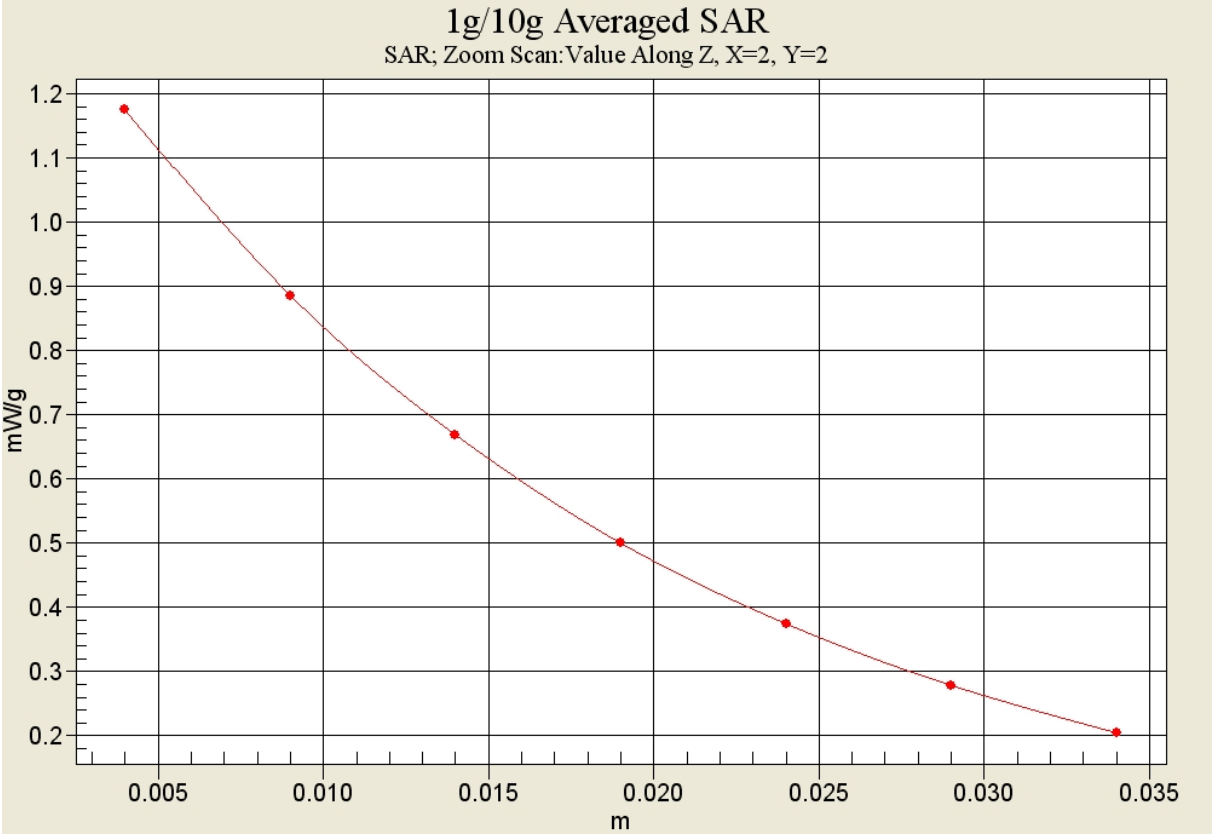

Fig. 75-1 Z-Scan at power reference point (850 MHz CH4182)

WCDMA 850 Body Towards Ground Low - Slide up

Date/Time: 2010-9-15 21:07:50
Electronics: DAE4 Sn771
Medium: 900 Body
Medium parameters used (interpolated): f = 826.4 MHz; σ = 0.94 mho/m; εr = 55.5; ρ = 1000 kg/m^3
Ambient Temperature:23.0oC Liquid Temperature: 22.5^{o}C
Communication System: WCDMA 850 Frequency: 826.4 MHz Duty Cycle: 1:1
Probe: ES3DV3 - SN3149 ConvF(6.22, 6.22, 6.22)

Toward Ground Low/Area Scan (61x111x1): Measurement grid: dx=10mm, dy=10mm
Maximum value of SAR (interpolated) = 0.609 mW/g

Toward Ground Low/Zoom Scan (7x7x7)/Cube 0: Measurement grid: dx=5mm, dy=5mm, dz=5mm
Reference Value = 24.2 V/m; Power Drift = 0.031 dB
Peak SAR (extrapolated) = 0.742 W/kg
SAR(1 g) = 0.576 mW/g; SAR(10 g) = 0.421 mW/g
Maximum value of SAR (measured) = 0.605 mW/g



Fig. 76 850 MHz CH4132

WCDMA 850 Body Towards Ground Middle with Headset

Date/Time: 2010-9-15 21:24:19
Electronics: DAE4 Sn771
Medium: 900 Body
Medium parameters used (interpolated): f = 836.4 MHz; σ = 0.95 mho/m; εr = 54.8; ρ = 1000 kg/m^3
Ambient Temperature:23.0oC Liquid Temperature: 22.5^{o}C
Communication System: WCDMA 850 Frequency: 836.4 MHz Duty Cycle: 1:1
Probe: ES3DV3 - SN3149 ConvF(6.22, 6.22, 6.22)

Toward Ground Middle/Area Scan (61x111x1): Measurement grid: dx=10mm, dy=10mm
Maximum value of SAR (interpolated) = 1.14 mW/g

Toward Ground Middle/Zoom Scan (7x7x7)/Cube 0: Measurement grid: dx=5mm, dy=5mm, dz=5mm
Reference Value = 32.3 V/m; Power Drift = -0.118 dB
Peak SAR (extrapolated) = 1.41 W/kg
SAR(1 g) = 1.09 mW/g; SAR(10 g) = 0.784 mW/g
Maximum value of SAR (measured) = 1.16 mW/g

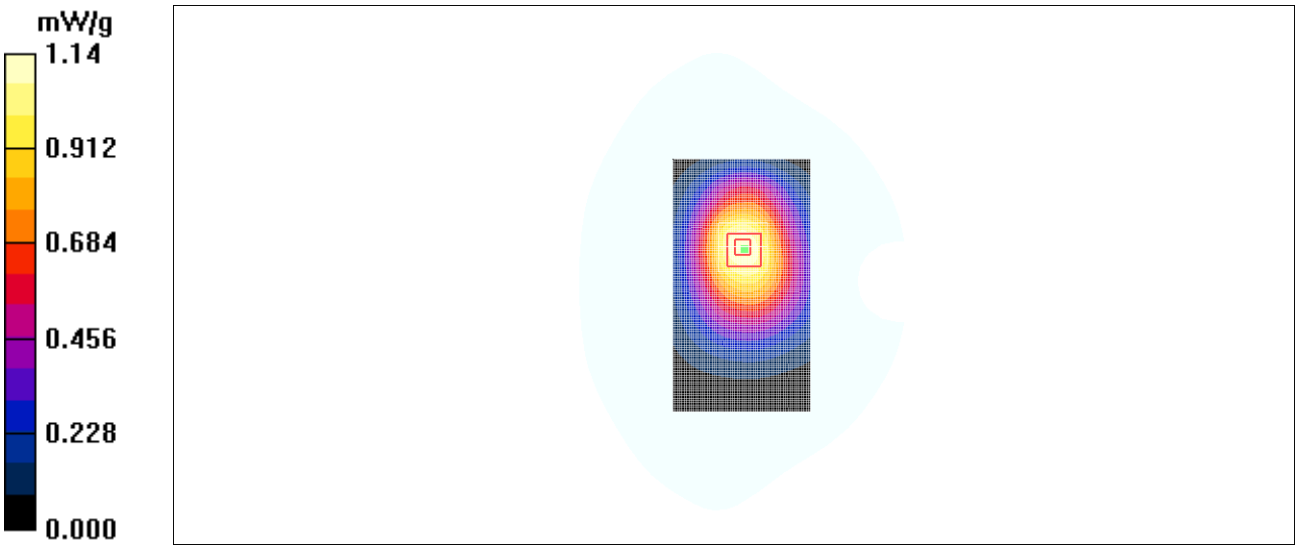

Fig. 77 850 MHz CH4182

WiFi 802.11b 1Mbps Left Cheek Channel 11 – Slide down

Date/Time: 2010-9-17 11:29:17
Electronics: DAE4 Sn771
Medium: Head 2450 MHz
Medium parameters used (interpolated): f = 2462 MHz; σ = 1.84 mho/m; ε_r = 39.4; ρ = 1000 kg/m^3
Ambient Temperature:23.0oC Liquid Temperature: 22.5^{o}C
Communication System: WLan 2450 Frequency: 2462 MHz Duty Cycle: 1:1
Probe: EX3DV4 - SN3617 ConvF(7.19, 7.19, 7.19)

Cheek High/Area Scan (61x91x1): Measurement grid: dx=10mm, dy=10mm
Maximum value of SAR (interpolated) = 0.270 mW/g

Cheek High/Zoom Scan (7x7x7)/Cube 0: Measurement grid: dx=5mm, dy=5mm, dz=5mm
Reference Value = 8.18 V/m; Power Drift = -0.052 dB
Peak SAR (extrapolated) = 0.555 W/kg
SAR(1 g) = 0.267 mW/g; SAR(10 g) = 0.130 mW/g
Maximum value of SAR (measured) = 0.290 mW/g



Fig.78 802.11b 1Mbps CH11

WiFi 802.11b 1Mbps Left Tilt Channel 11 – Slide down

Date/Time: 2010-9-17 11:43:40
Electronics: DAE4 Sn771
Medium: Head 2450 MHz
Medium parameters used (interpolated): f = 2462 MHz; σ = 1.84 mho/m; ε_r = 39.4; ρ = 1000 kg/m^3
Ambient Temperature:23.0oC Liquid Temperature: 22.5^{o}C
Communication System: WLan 2450 Frequency: 2462 MHz Duty Cycle: 1:1
Probe: EX3DV4 - SN3617 ConvF(7.19, 7.19, 7.19)

Tilt High/Area Scan (61x91x1): Measurement grid: dx=10mm, dy=10mm
Maximum value of SAR (interpolated) = 0.186 mW/g

Tilt High/Zoom Scan (7x7x7)/Cube 0: Measurement grid: dx=5mm, dy=5mm, dz=5mm
Reference Value = 9.72 V/m; Power Drift = 0.073 dB
Peak SAR (extrapolated) = 0.264 W/kg
SAR(1 g) = 0.153 mW/g; SAR(10 g) = 0.080 mW/g
Maximum value of SAR (measured) = 0.167 mW/g



Fig.79 802.11b 1Mbps CH11

WiFi 802.11b 1Mbps Right Cheek Channel 11 – Slide down

Date/Time: 2010-9-17 11:58:13
Electronics: DAE4 Sn771
Medium: Head 2450 MHz
Medium parameters used (interpolated): f = 2462 MHz; σ = 1.84 mho/m; ε_r = 39.4; ρ = 1000 kg/m^3
Ambient Temperature:23.0oC Liquid Temperature: 22.5^{o}C
Communication System: WLan 2450 Frequency: 2462 MHz Duty Cycle: 1:1
Probe: EX3DV4 - SN3617 ConvF(7.19, 7.19, 7.19)

Cheek High/Area Scan (61x91x1): Measurement grid: dx=10mm, dy=10mm
Maximum value of SAR (interpolated) = 0.350 mW/g

Cheek High/Zoom Scan (7x7x7)/Cube 0: Measurement grid: dx=5mm, dy=5mm, dz=5mm
Reference Value = 13.2 V/m; Power Drift = -0.021 dB
Peak SAR (extrapolated) = 0.589 W/kg
SAR(1 g) = 0.335 mW/g; SAR(10 g) = 0.181 mW/g
Maximum value of SAR (measured) = 0.373 mW/g

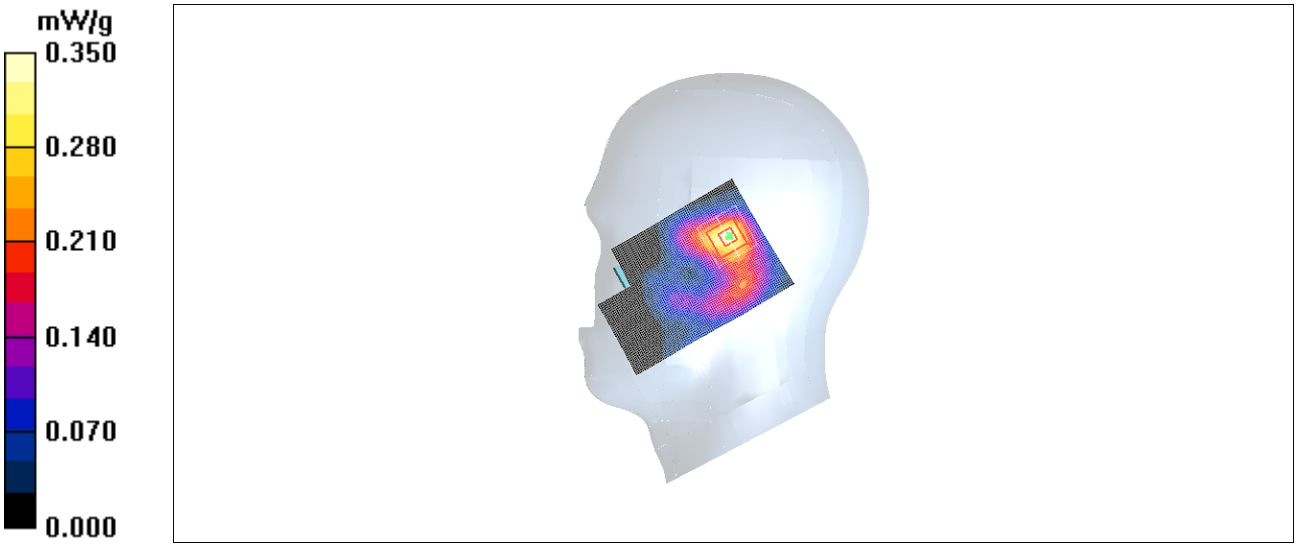

Fig.80 802.11b 1Mbps CH11

WiFi 802.11b 1Mbps Right Tilt Channel 11 – Slide down

Date/Time: 2010-9-17 12:13:28
Electronics: DAE4 Sn771
Medium: Head 2450 MHz
Medium parameters used (interpolated): f = 2462 MHz; σ = 1.84 mho/m; ε_r = 39.4; ρ = 1000 kg/m^3
Ambient Temperature:23.0oC Liquid Temperature: 22.5^{o}C
Communication System: WLan 2450 Frequency: 2462 MHz Duty Cycle: 1:1
Probe: EX3DV4 - SN3617 ConvF(7.19, 7.19, 7.19)

Tilt High/Area Scan (61x91x1): Measurement grid: dx=10mm, dy=10mm
Maximum value of SAR (interpolated) = 0.496 mW/g

Tilt High/Zoom Scan (7x7x7)/Cube 0: Measurement grid: dx=5mm, dy=5mm, dz=5mm
Reference Value = 14.1 V/m; Power Drift = -0.010 dB
Peak SAR (extrapolated) = 0.793 W/kg
SAR(1 g) = 0.436 mW/g; SAR(10 g) = 0.224 mW/g
Maximum value of SAR (measured) = 0.482 mW/g

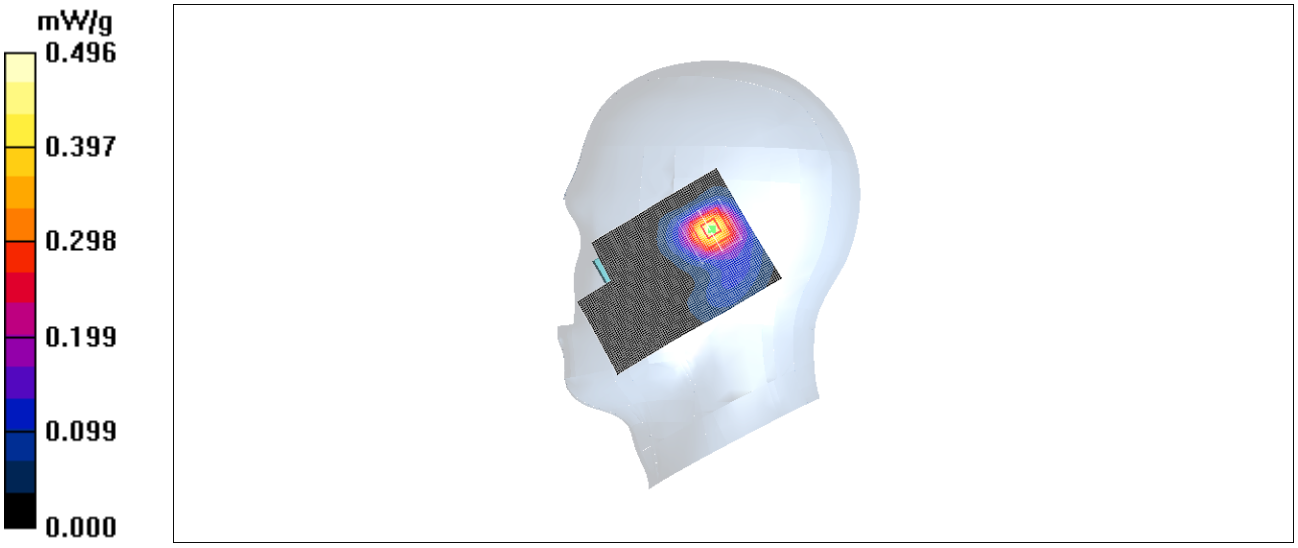

Fig.81 802.11b 1Mbps CH11

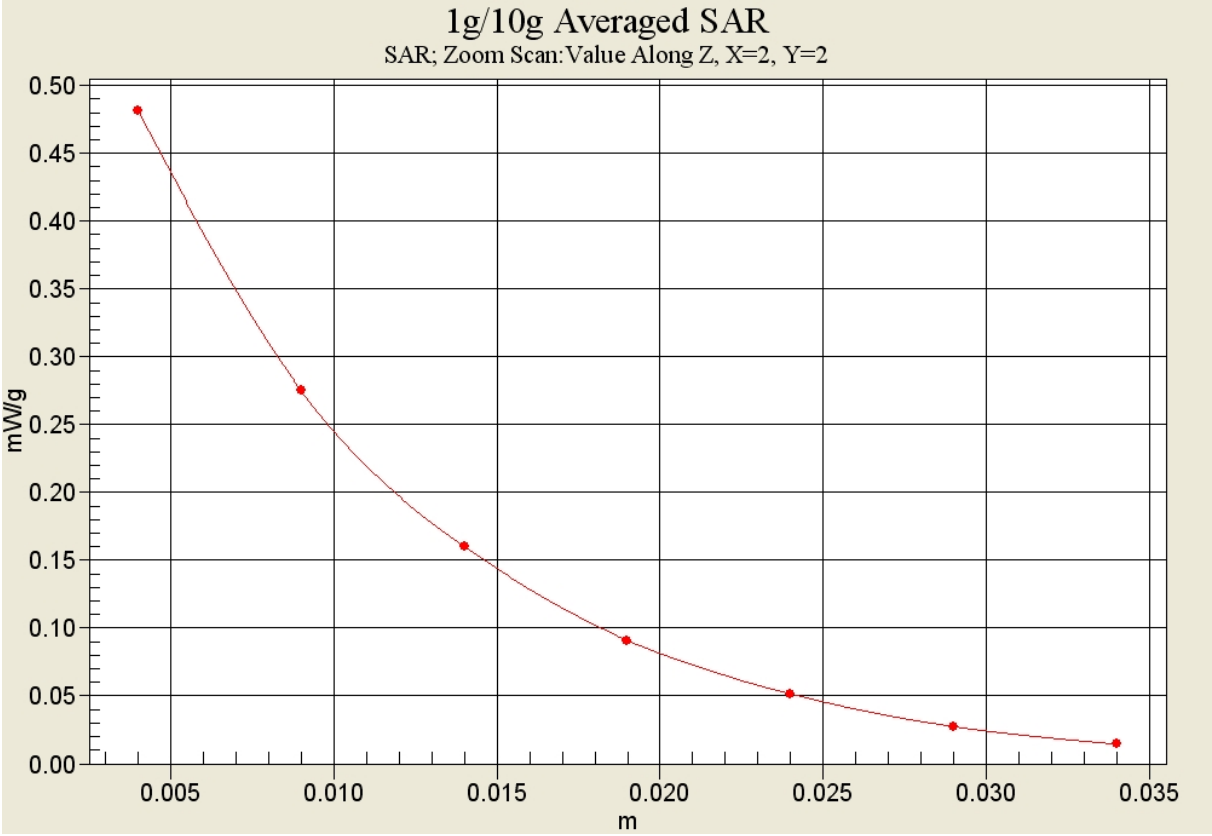

Fig. 81-1 Z-Scan at power reference point (802.11b 1Mbps CH11)

WiFi 802.11b 1Mbps Left Cheek Channel 11 – Slide up

Date/Time: 2010-9-17 12:28:02
Electronics: DAE4 Sn771
Medium: Head 2450 MHz
Medium parameters used (interpolated): f = 2462 MHz; σ = 1.84 mho/m; ε_r = 39.4; ρ = 1000 kg/m^3
Ambient Temperature:23.0oC Liquid Temperature: 22.5^{o}C
Communication System: WLan 2450 Frequency: 2462 MHz Duty Cycle: 1:1
Probe: EX3DV4 - SN3617 ConvF(7.19, 7.19, 7.19)

Cheek High/Area Scan (61x101x1): Measurement grid: dx=10mm, dy=10mm
Maximum value of SAR (interpolated) = 0.264 mW/g

Cheek High/Zoom Scan (7x7x7)/Cube 0: Measurement grid: dx=5mm, dy=5mm, dz=5mm
Reference Value = 2.65 V/m; Power Drift = 0.197 dB
Peak SAR (extrapolated) = 0.470 W/kg
SAR(1 g) = 0.231 mW/g; SAR(10 g) = 0.113 mW/g
Maximum value of SAR (measured) = 0.260 mW/g

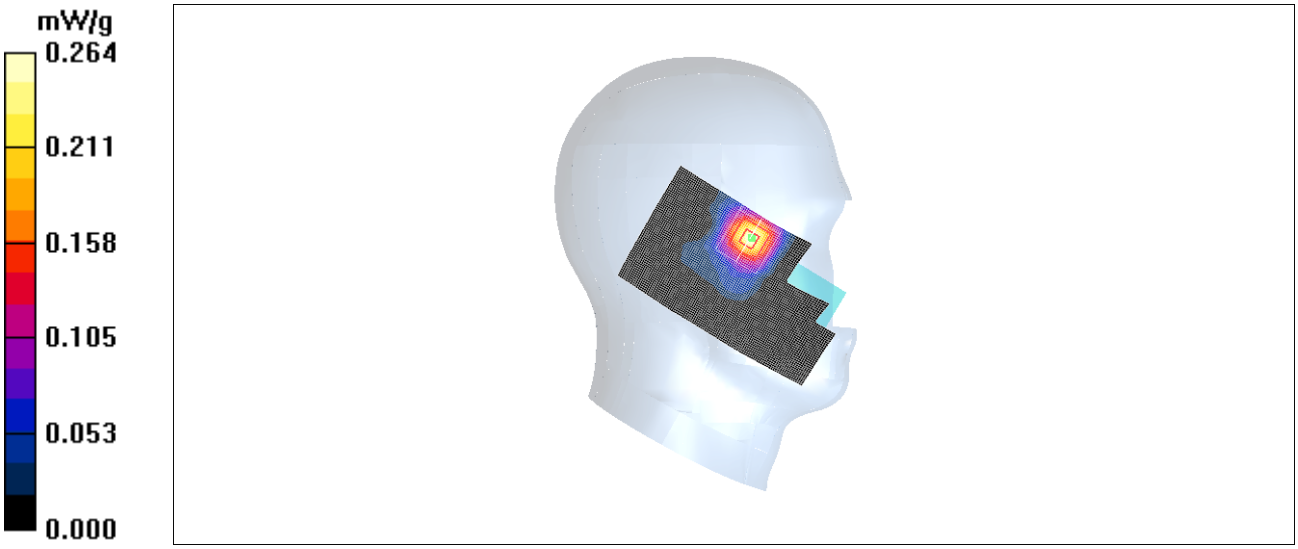

Fig.82 802.11b 1Mbps CH11

WiFi 802.11b 1Mbps Left Tilt Channel 11 – Slide up

Date/Time: 2010-9-17 12:42:29
Electronics: DAE4 Sn771
Medium: Head 2450 MHz
Medium parameters used (interpolated): f = 2462 MHz; σ = 1.84 mho/m; ε_r = 39.4; ρ = 1000 kg/m^3
Ambient Temperature:23.0oC Liquid Temperature: 22.5^{o}C
Communication System: WLan 2450 Frequency: 2462 MHz Duty Cycle: 1:1
Probe: EX3DV4 - SN3617 ConvF(7.19, 7.19, 7.19)

Tilt High/Area Scan (61x101x1): Measurement grid: dx=10mm, dy=10mm
Maximum value of SAR (interpolated) = 0.121 mW/g

Tilt High/Zoom Scan (7x7x7)/Cube 0: Measurement grid: dx=5mm, dy=5mm, dz=5mm
Reference Value = 7.99 V/m; Power Drift = -0.019 dB
Peak SAR (extrapolated) = 0.187 W/kg
SAR(1 g) = 0.102 mW/g; SAR(10 g) = 0.052 mW/g
Maximum value of SAR (measured) = 0.117 mW/g

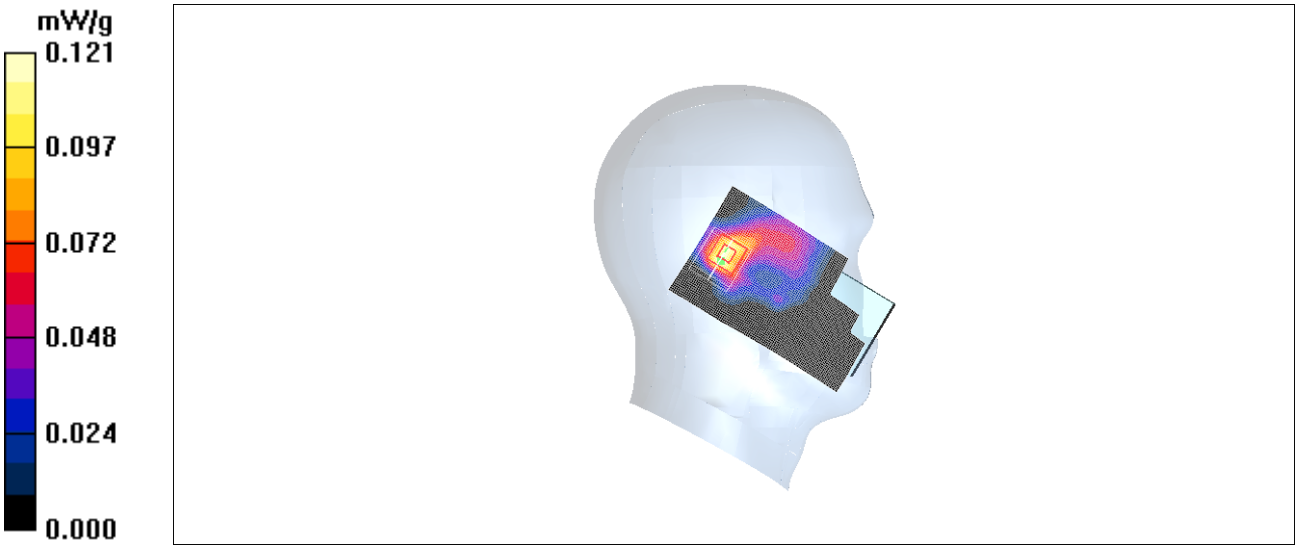

Fig.83 802.11b 1Mbps CH11

WiFi 802.11b 1Mbps Right Cheek Channel 11 – Slide up

Date/Time: 2010-9-17 12:56:57
Electronics: DAE4 Sn771
Medium: Head 2450 MHz
Medium parameters used (interpolated): f = 2462 MHz; σ = 1.84 mho/m; ε_r = 39.4; ρ = 1000 kg/m^3
Ambient Temperature:23.0oC Liquid Temperature: 22.5^{o}C
Communication System: WLan 2450 Frequency: 2462 MHz Duty Cycle: 1:1
Probe: EX3DV4 - SN3617 ConvF(7.19, 7.19, 7.19)

Cheek High/Area Scan (61x101x1): Measurement grid: dx=10mm, dy=10mm
Maximum value of SAR (interpolated) = 0.327 mW/g

Cheek High/Zoom Scan (7x7x7)/Cube 0: Measurement grid: dx=5mm, dy=5mm, dz=5mm
Reference Value = 3.66 V/m; Power Drift = 0.112 dB
Peak SAR (extrapolated) = 0.585 W/kg
SAR(1 g) = 0.285 mW/g; SAR(10 g) = 0.135 mW/g
Maximum value of SAR (measured) = 0.322 mW/g

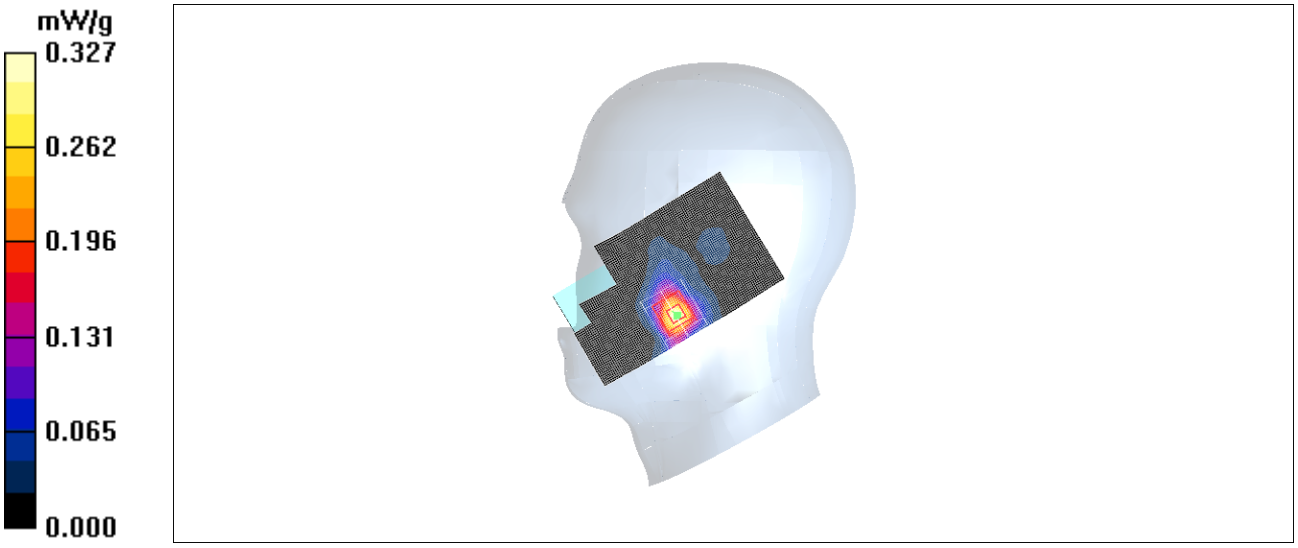

Fig.84 802.11b 1Mbps CH11

WiFi 802.11b 1Mbps Right Tilt Channel 11 – Slide up

Date/Time: 2010-9-17 13:11:30
Electronics: DAE4 Sn771
Medium: Head 2450 MHz
Medium parameters used (interpolated): f = 2462 MHz; σ = 1.84 mho/m; ε_r = 39.4; ρ = 1000 kg/m^3
Ambient Temperature:23.0oC Liquid Temperature: 22.5^{o}C
Communication System: WLan 2450 Frequency: 2462 MHz Duty Cycle: 1:1
Probe: EX3DV4 - SN3617 ConvF(7.19, 7.19, 7.19)

Tilt High/Area Scan (61x101x1): Measurement grid: dx=10mm, dy=10mm
Maximum value of SAR (interpolated) = 0.186 mW/g

Tilt High/Zoom Scan (7x7x7)/Cube 0: Measurement grid: dx=5mm, dy=5mm, dz=5mm
Reference Value = 7.89 V/m; Power Drift = -0.125 dB
Peak SAR (extrapolated) = 0.235 W/kg
SAR(1 g) = 0.126 mW/g; SAR(10 g) = 0.063 mW/g
Maximum value of SAR (measured) = 0.142 mW/g

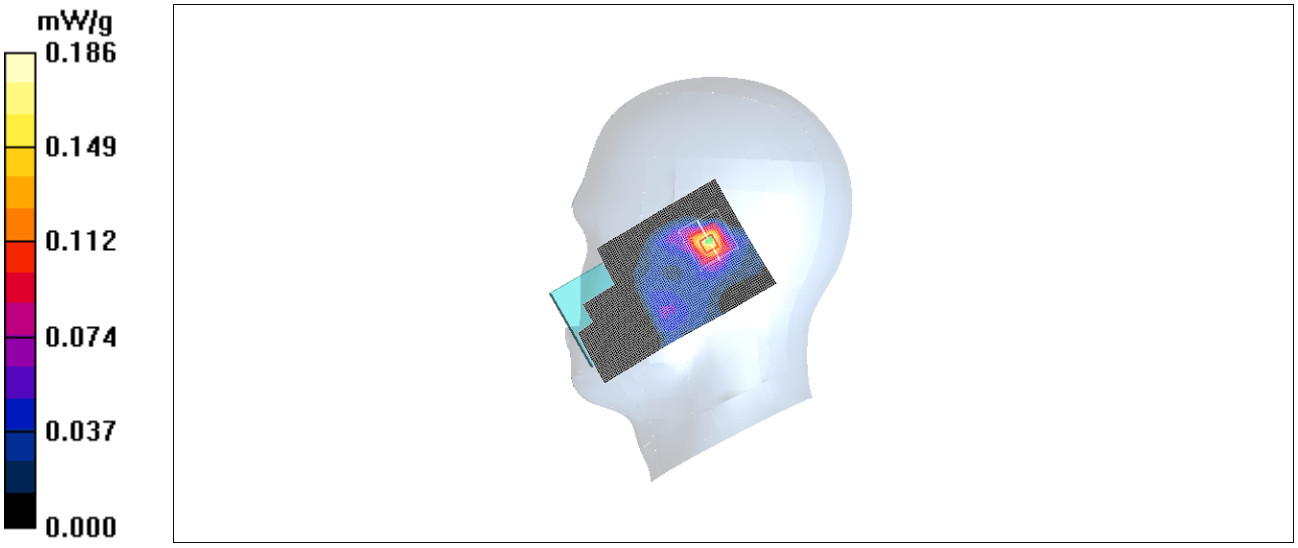

Fig.85 802.11b 1Mbps CH11

WiFi 802.11b 1Mbps Toward Phantom Channel 11 – Slide down

Date/Time: 2010-9-17 15:03:21
Electronics: DAE4 Sn771
Medium: Body 2450 MHz
Medium parameters used (interpolated): f = 2462 MHz; σ = 1.96 mho/m; ε_r = 50.9; ρ = 1000 kg/m^3
Ambient Temperature:23.0oC Liquid Temperature: 22.5^{o}C
Communication System: WLan 2450 Frequency: 2462 MHz Duty Cycle: 1:1
Probe: EX3DV4 - SN3617 ConvF(6.88, 6.88, 6.88)

Toward Phantom High/Area Scan (61x81x1): Measurement grid: dx=10mm, dy=10mm
Maximum value of SAR (interpolated) = 0.120 mW/g

Toward Phantom High/Zoom Scan (7x7x7)/Cube 0: Measurement grid: dx=5mm, dy=5mm, dz=5mm
Reference Value = 5.37 V/m; Power Drift = -0.156 dB
Peak SAR (extrapolated) = 0.181 W/kg
SAR(1 g) = 0.104 mW/g; SAR(10 g) = 0.058 mW/g
Maximum value of SAR (measured) = 0.112 mW/g



Fig.86 802.11b 1Mbps CH11

WiFi 802.11b 1Mbps Toward Ground Channel 11 – Slide down

Date/Time: 2010-9-17 15:18:50
Electronics: DAE4 Sn771
Medium: Body 2450 MHz
Medium parameters used (interpolated): f = 2462 MHz; σ = 1.96 mho/m; ε_r = 50.9; ρ = 1000 kg/m^3
Ambient Temperature:23.0oC Liquid Temperature: 22.5^{o}C
Communication System: WLan 2450 Frequency: 2462 MHz Duty Cycle: 1:1
Probe: EX3DV4 - SN3617 ConvF(6.88, 6.88, 6.88)

Toward Ground High/Area Scan (61x81x1): Measurement grid: dx=10mm, dy=10mm
Maximum value of SAR (interpolated) = 0.310 mW/g

Toward Ground High/Zoom Scan (7x7x7)/Cube 0: Measurement grid: dx=5mm, dy=5mm, dz=5mm
Reference Value = 8.63 V/m; Power Drift = -0.114 dB
Peak SAR (extrapolated) = 0.527 W/kg
SAR(1 g) = 0.282 mW/g; SAR(10 g) = 0.146 mW/g
Maximum value of SAR (measured) = 0.319 mW/g



Fig.87 802.11b 1Mbps CH11

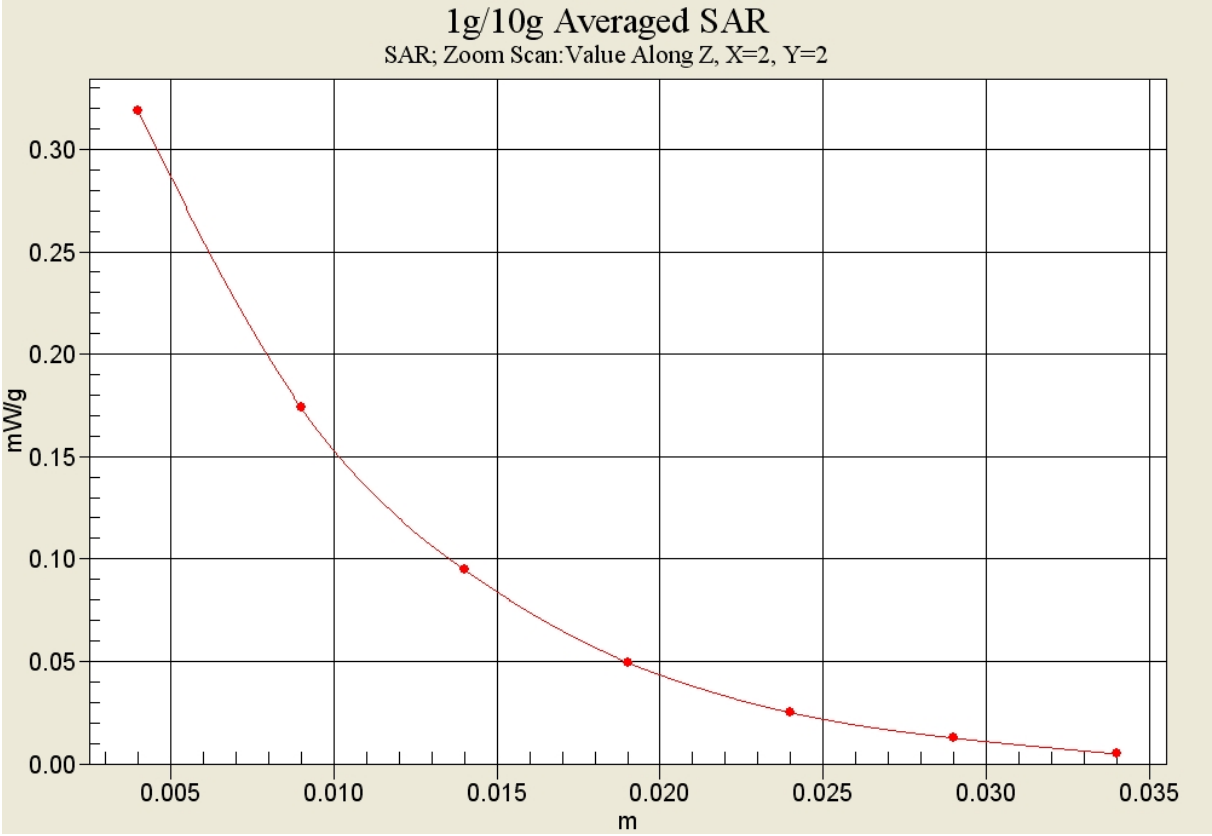

Fig. 87-1 Z-Scan at power reference point (802.11b 1Mbps CH11)

WiFi 802.11b 1Mbps Toward Phantom Channel 11 – Slide up

Date/Time: 2010-9-17 15:34:49
Electronics: DAE4 Sn771
Medium: Body 2450 MHz
Medium parameters used (interpolated): f = 2462 MHz; σ = 1.96 mho/m; ε_r = 50.9; ρ = 1000 kg/m^3
Ambient Temperature:23.0oC Liquid Temperature: 22.5^{o}C
Communication System: WLan 2450 Frequency: 2462 MHz Duty Cycle: 1:1
Probe: EX3DV4 - SN3617 ConvF(6.88, 6.88, 6.88)

Toward Phantom High/Area Scan (61x111x1): Measurement grid: dx=10mm, dy=10mm
Maximum value of SAR (interpolated) = 0.084 mW/g

Toward Phantom High/Zoom Scan (7x7x7)/Cube 0: Measurement grid: dx=5mm, dy=5mm, dz=5mm
Reference Value = 4.41 V/m; Power Drift = 0.103 dB
Peak SAR (extrapolated) = 0.137 W/kg
SAR(1 g) = 0.079 mW/g; SAR(10 g) = 0.044 mW/g
Maximum value of SAR (measured) = 0.084 mW/g



Fig.88 802.11b 1Mbps CH11

WiFi 802.11b 1Mbps Toward Ground Channel 11 – Slide up

Date/Time: 2010-9-17 15:50:31
Electronics: DAE4 Sn771
Medium: Body 2450 MHz
Medium parameters used (interpolated): f = 2462 MHz; σ = 1.96 mho/m; ε_r = 50.9; ρ = 1000 kg/m^3
Ambient Temperature:23.0oC Liquid Temperature: 22.5^{o}C
Communication System: WLan 2450 Frequency: 2462 MHz Duty Cycle: 1:1
Probe: EX3DV4 - SN3617 ConvF(6.88, 6.88, 6.88)

Toward Ground Hihg/Area Scan (61x111x1): Measurement grid: dx=10mm, dy=10mm
Maximum value of SAR (interpolated) = 0.285 mW/g

Toward Ground Hihg/Zoom Scan (7x7x7)/Cube 0: Measurement grid: dx=5mm, dy=5mm, dz=5mm
Reference Value = 11.5 V/m; Power Drift = -0.048 dB
Peak SAR (extrapolated) = 0.457 W/kg
SAR(1 g) = 0.256 mW/g; SAR(10 g) = 0.147 mW/g
Maximum value of SAR (measured) = 0.265 mW/g



Fig.89 802.11b 1Mbps CH11

ANNEX D SYSTEM VALIDATION RESULTS

835MHz

Date/Time: 2010-9-15 7:24:36
Electronics: DAE4 Sn771
Medium: Head 850 MHz
Medium parameters used: f = 835 MHz; σ = 0.90 mho/m; ε_r = 41.9; ρ = 1000 kg/m^3
Ambient Temperature:23.0^{o}C Liquid Temperature: 22.5^{o}C
Communication System: CW Frequency: 835 MHz Duty Cycle: 1:1
Probe: ES3DV3 - SN3149 ConvF(6.56, 6.56, 6.56)

System Validation /Area Scan (101x101x1): Measurement grid: dx=10mm, dy=10mm
Maximum value of SAR (interpolated) = 2.50 mW/g

System Validation /Zoom Scan (7x7x7)/Cube 0: Measurement grid: dx=5mm, dy=5mm, dz=5mm
Reference Value = 53.5 V/m; Power Drift = -0.058 dB
Peak SAR (extrapolated) = 3.29 W/kg
SAR(1 g) = 2.28 mW/g; SAR(10 g) = 1.47 mW/g
Maximum value of SAR (measured) = 2.42 mW/g

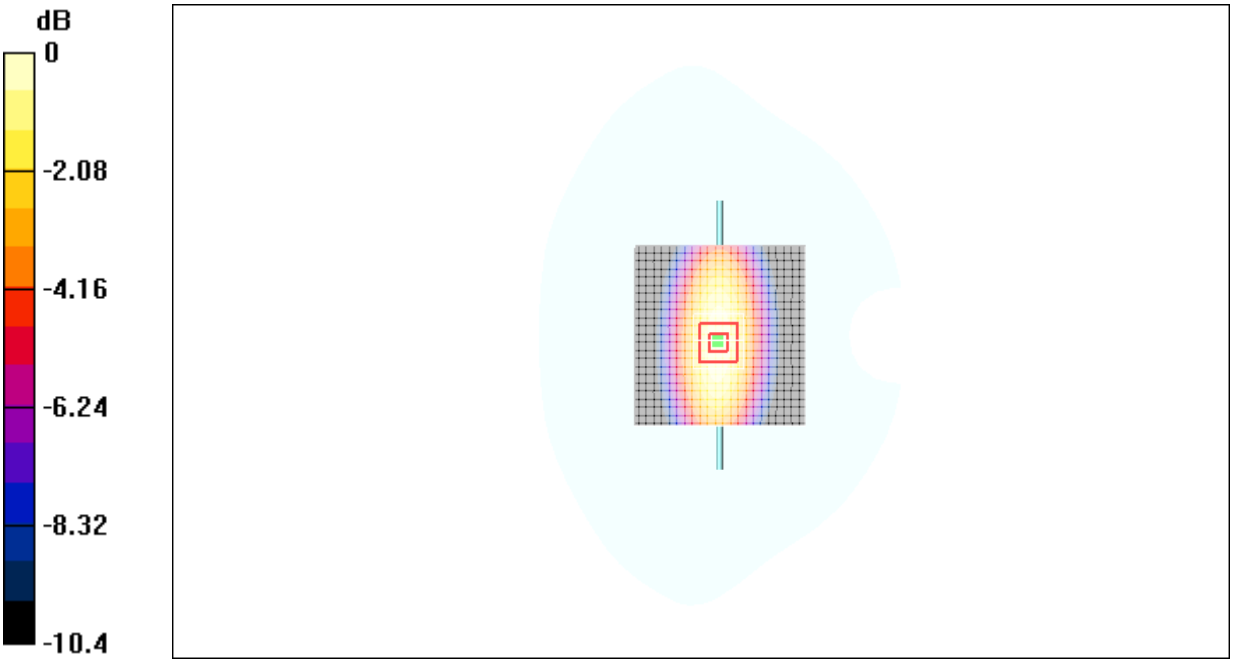

0 dB = 2.42mW/g

Fig.90 validation 835MHz 250mW

835MHz

Date/Time: 2010-9-15 14:13:05
Electronics: DAE4 Sn771
Medium: Body 850 MHz
Medium parameters used: f = 835 MHz; σ = 0.95 mho/m; ε_r = 54.8; ρ = 1000 kg/m^3
Ambient Temperature:23.0^{o}C Liquid Temperature: 22.5^{o}C
Communication System: CW Frequency: 835 MHz Duty Cycle: 1:1
Probe: ES3DV3 - SN3149 ConvF(6.22, 6.22, 6.22)

System Validation /Area Scan (101x101x1): Measurement grid: dx=10mm, dy=10mm
Maximum value of SAR (interpolated) = 2.49 mW/g

System Validation /Zoom Scan (7x7x7)/Cube 0: Measurement grid: dx=5mm, dy=5mm, dz=5mm
Reference Value = 49.7 V/m; Power Drift = 0.104 dB
Peak SAR (extrapolated) = 3.24 W/kg
SAR(1 g) = 2.32 mW/g; SAR(10 g) = 1.50 mW/g
Maximum value of SAR (measured) = 2.41 mW/g

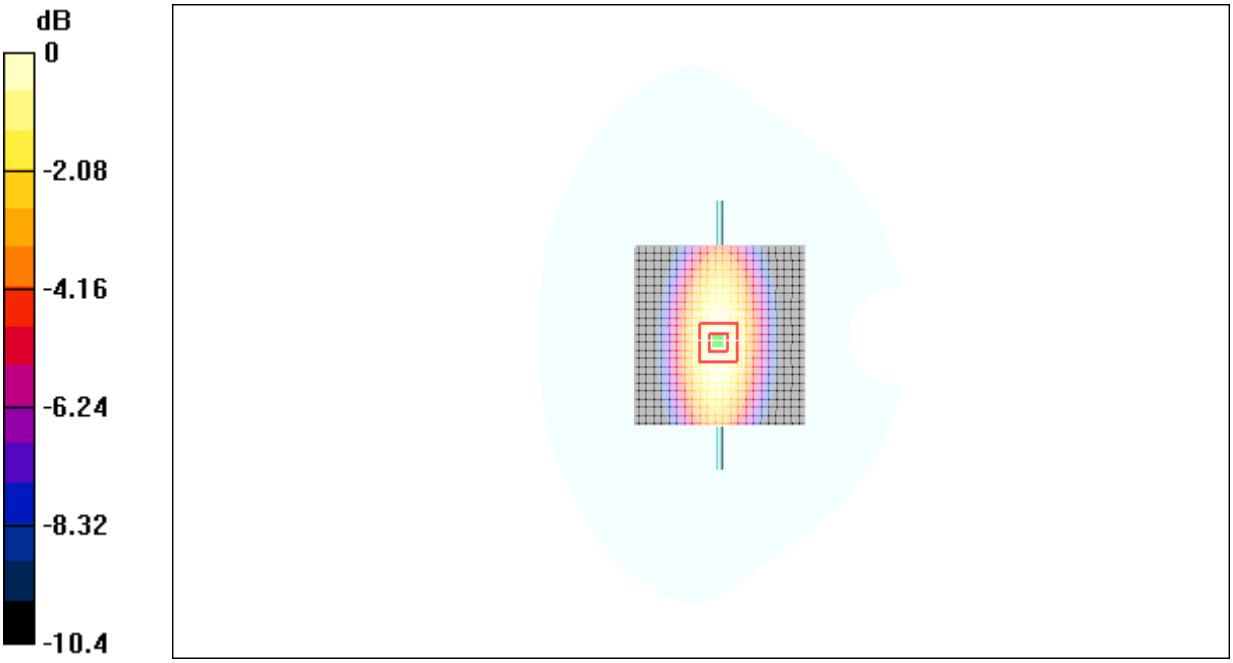

0 dB = 2.41mW/g

Fig.91 validation 835MHz 250mW

1900MHz

Date/Time: 2010-9-16 7:21:42
Electronics: DAE4 Sn771
Medium: Head 1900 MHz
Medium parameters used: f = 1900 MHz; σ = 1.41 mho/m; ε_r = 40.4; ρ = 1000 kg/m^3
Ambient Temperature:23.0^{o}C Liquid Temperature: 22.5^{o}C
Communication System: CW Frequency: 1900 MHz Duty Cycle: 1:1
Probe: ES3DV3 - SN3149 ConvF(5.03, 5.03, 5.03)

System Validation/Area Scan (101x101x1): Measurement grid: dx=10mm, dy=10mm
Maximum value of SAR (interpolated) = 11.2 mW/g

System Validation/Zoom Scan (7x7x7)/Cube 0: Measurement grid: dx=5mm, dy=5mm, dz=5mm
Reference Value = 87.2 V/m; Power Drift = 0.090 dB
Peak SAR (extrapolated) = 14.7 W/kg
SAR(1 g) = 9.58 mW/g; SAR(10 g) = 4.93 mW/g
Maximum value of SAR (measured) = 10.5 mW/g

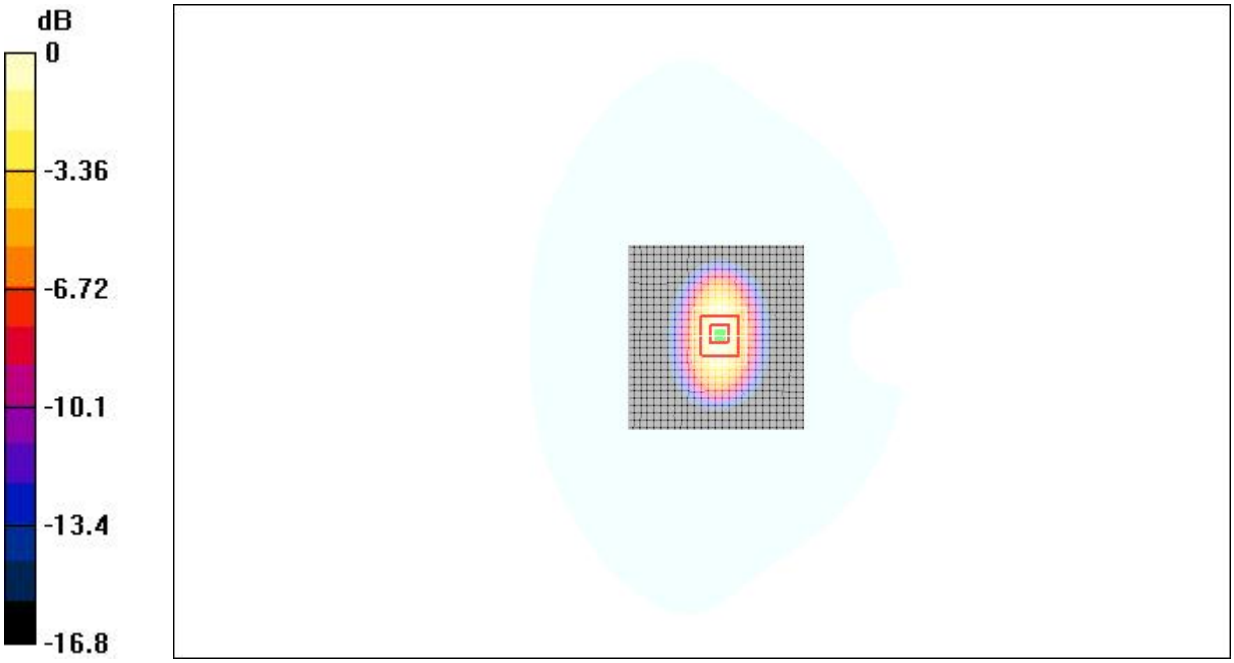

0 dB = 10.5mW/g

Fig.92 validation 1900MHz 250mW

1900MHz

Date/Time: 2010-9-16 19:47:08
Electronics: DAE4 Sn771
Medium: Body 1900 MHz
Medium parameters used: f = 1900 MHz; σ = 1.53 mho/m; ε_r = 52.9; ρ = 1000 kg/m^3
Ambient Temperature:23.0^{o}C Liquid Temperature: 22.5^{o}C
Communication System: CW Frequency: 1900 MHz Duty Cycle: 1:1
Probe: ES3DV3 - SN3149 ConvF(4.68, 4.68, 4.68)

System Validation/Area Scan (101x101x1): Measurement grid: dx=10mm, dy=10mm
Maximum value of SAR (interpolated) = 11.2 mW/g

System Validation/Zoom Scan (7x7x7)/Cube 0: Measurement grid: dx=5mm, dy=5mm, dz=5mm
Reference Value = 90.4 V/m; Power Drift = 0.068 dB
Peak SAR (extrapolated) = 15.7 W/kg
SAR(1 g) = 10.1 mW/g; SAR(10 g) = 5.06 mW/g
Maximum value of SAR (measured) = 10.7 mW/g

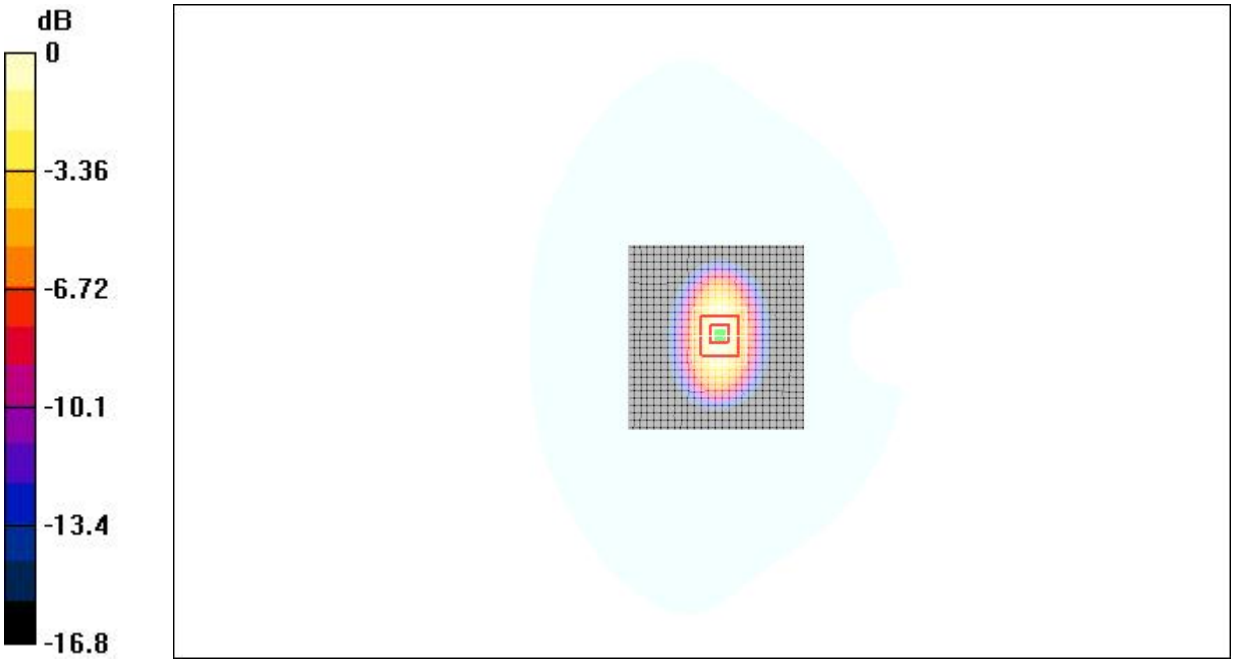

0 dB = 10.7mW/g

Fig.93 validation 1900MHz 250mW

2450MHz

Date/Time: 2010-9-17 7:25:03
Electronics: DAE4 Sn771
Medium: Head 2450
Medium parameters used: f = 2450 MHz; σ = 1.82 mho/m; ε_r = 39.4; ρ = 1000 kg/m^3
Ambient Temperature:23.0^{o}C Liquid Temperature: 22.5^{o}C
Communication System: CW Frequency: 2450 MHz Duty Cycle: 1:1
Probe: EX3DV4 - SN3617 ConvF(7.19, 7.19, 7.19)

System Validation/Area Scan (101x101x1): Measurement grid: dx=10mm, dy=10mm
Maximum value of SAR (interpolated) = 14.5 mW/g

System Validation/Zoom Scan (7x7x7)/Cube 0: Measurement grid: dx=5mm, dy=5mm, dz=5mm
Reference Value = 85.6 V/m; Power Drift = -0.063 dB
Peak SAR (extrapolated) = 18.4 W/kg
SAR(1 g) = 12.7 mW/g; SAR(10 g) = 5.76 mW/g
Maximum value of SAR (measured) = 14.0 mW/g

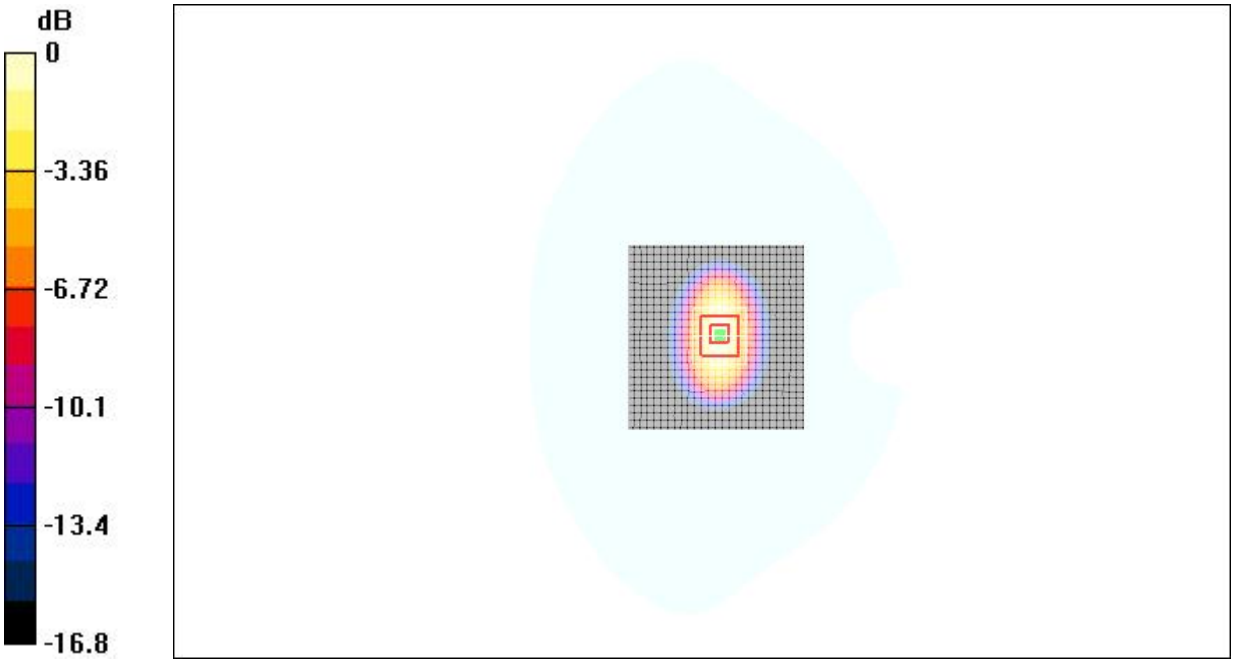

0 dB = 14.0mW/g

Fig.94 validation 2450MHz 250mW

2450MHz

Date/Time: 2010-9-17 13:35:09
Electronics: DAE4 Sn771
Medium: Body 2450
Medium parameters used: f = 2450 MHz; σ = 1.94 mho/m; ε_r = 51.0; ρ = 1000 kg/m^3
Ambient Temperature:23.0oC Liquid Temperature: 22.5^{o}C
Communication System: CW Frequency: 2450 MHz Duty Cycle: 1:1
Probe: EX3DV4 - SN3617 ConvF(6.88, 6.88, 6.88)

System Validation/Area Scan (101x101x1): Measurement grid: dx=10mm, dy=10mm
Maximum value of SAR (interpolated) = 15.9 mW/g

System Validation/Zoom Scan (7x7x7)/Cube 0: Measurement grid: dx=5mm, dy=5mm, dz=5mm
Reference Value = 83.3 V/m; Power Drift = 0.092 dB
Peak SAR (extrapolated) = 24.1 W/kg
SAR(1 g) = 13.0 mW/g; SAR(10 g) = 5.93 mW/g
Maximum value of SAR (measured) = 14.6 mW/g

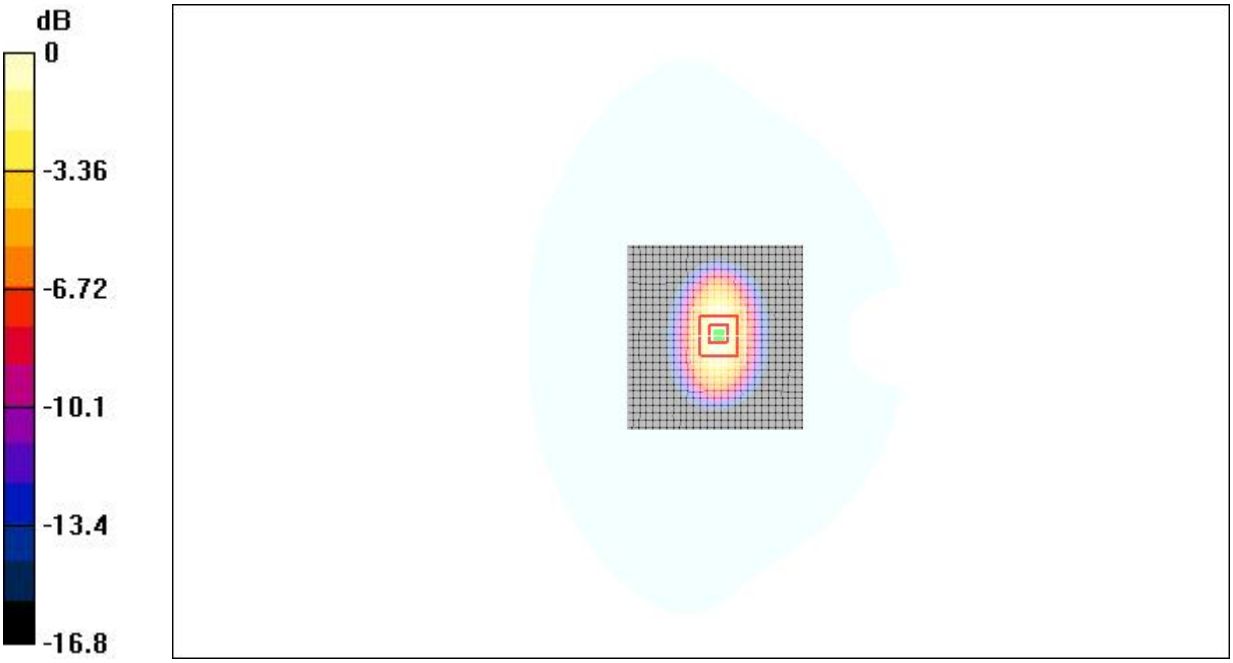

0 dB = 14.6mW/g

Fig.95 validation 2450MHz 250mW