#19 GSM850_Right Cheek_Ch189

DUT: 1D2305

Communication System: GSM850; Frequency: 836.4 MHz;Duty Cycle: 1:8.3
Medium: HSL_850_111217 Medium parameters used : f = 836.4 MHz; σ = 0.901 mho/m; ε_r = 40.233; ρ = 1000 kg/m^3
Ambient Temperature：22.3 ℃； Liquid Temperature：21.3 ℃

DASY5 Configuration:
- Probe: ET3DV6 - SN1788; ConvF(6.35, 6.35, 6.35); Calibrated: 2011/9/28
- Sensor-Surface: 4mm (Mechanical Surface Detection)
- Electronics: DAE3 Sn577; Calibrated: 2011/6/20
- Phantom: SAM Right; Type: QD000P40CD; Serial: TP:1644
- Measurement SW: DASY52, Version 52.6 (2); SEMCAD X Version 14.4.5 (3634)

Ch189/Area Scan (41x111x1): Measurement grid: dx=20mm, dy=20mm
Maximum value of SAR (interpolated) = 0.262 mW/g

Ch189/Zoom Scan (5x5x7)/Cube 0: Measurement grid: dx=8mm, dy=8mm, dz=5mm
Reference Value = 3.863 V/m; Power Drift = -0.07 dB
Peak SAR (extrapolated) = 0.568 W/kg
SAR(1 g) = 0.184 mW/g; SAR(10 g) = 0.085 mW/g
Maximum value of SAR (measured) = 0.248 mW/g



0 dB = 0.250mW/g

#19 GSM850_Right Cheek_Ch189_2D

DUT: 1D2305

Communication System: GSM850; Frequency: 836.4 MHz;Duty Cycle: 1:8.3
Medium: HSL_850_111217 Medium parameters used : f = 836.4 MHz; σ = 0.901 mho/m; ε_r = 40.233; ρ = 1000 kg/m^3
Ambient Temperature：22.3 ℃; Liquid Temperature：21.3 ℃

DASY5 Configuration:
- Probe: ET3DV6 - SN1788; ConvF(6.35, 6.35, 6.35); Calibrated: 2011/9/28
- Sensor-Surface: 4mm (Mechanical Surface Detection)
- Electronics: DAE3 Sn577; Calibrated: 2011/6/20
- Phantom: SAM Right; Type: QD000P40CD; Serial: TP:1644
- Measurement SW: DASY52, Version 52.6 (2); SEMCAD X Version 14.4.5 (3634)

Ch189/Area Scan (41x111x1): Measurement grid: dx=20mm, dy=20mm
Maximum value of SAR (interpolated) = 0.262 mW/g

Ch189/Zoom Scan (5x5x7)/Cube 0: Measurement grid: dx=8mm, dy=8mm, dz=5mm
Reference Value = 3.863 V/m; Power Drift = -0.07 dB
Peak SAR (extrapolated) = 0.568 W/kg
SAR(1 g) = 0.184 mW/g; SAR(10 g) = 0.085 mW/g
Maximum value of SAR (measured) = 0.248 mW/g

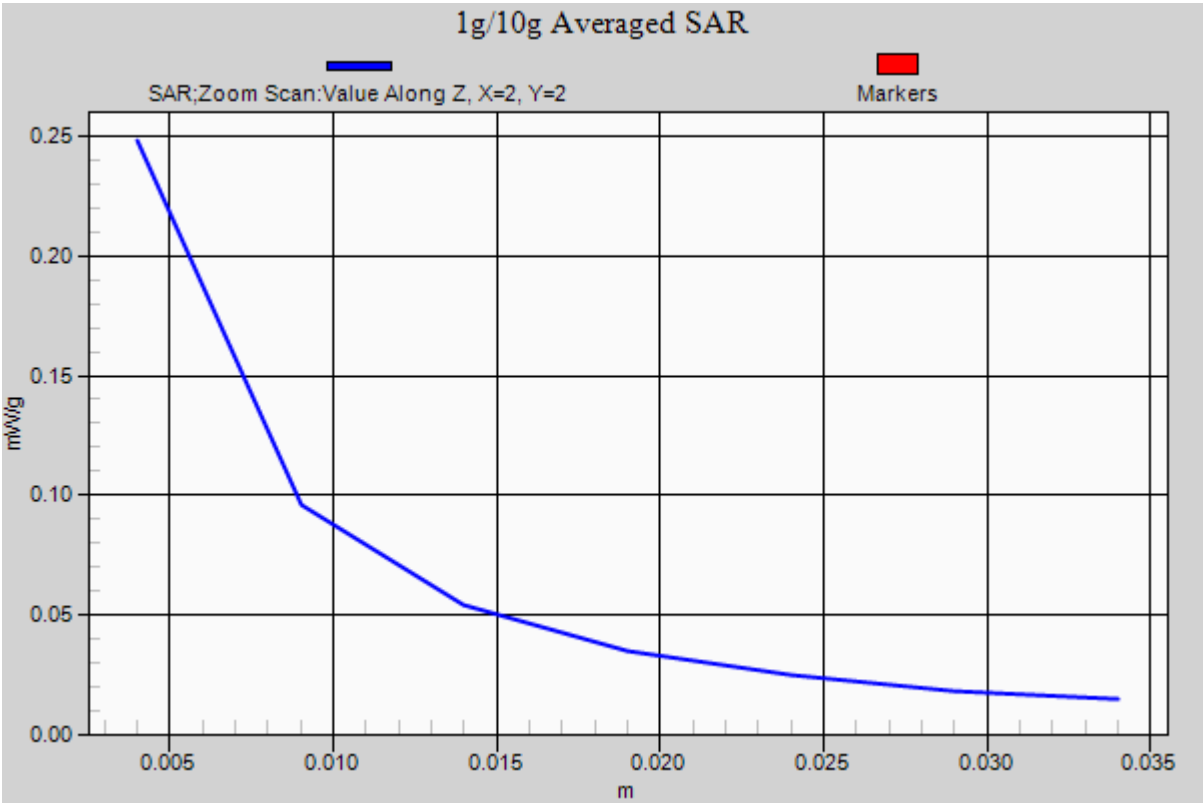

#20 GSM850_Right Tilted_Ch189

DUT: 1D2305

Communication System: GSM850; Frequency: 836.4 MHz;Duty Cycle: 1:8.3
Medium: HSL_850_111217 Medium parameters used : f = 836.4 MHz; σ = 0.901 mho/m; ε_r = 40.233; ρ = 1000 kg/m^3
Ambient Temperature：22.3 ℃； Liquid Temperature：21.3 ℃

DASY5 Configuration:
- Probe: ET3DV6 - SN1788; ConvF(6.35, 6.35, 6.35); Calibrated: 2011/9/28
- Sensor-Surface: 4mm (Mechanical Surface Detection)
- Electronics: DAE3 Sn577; Calibrated: 2011/6/20
- Phantom: SAM Right; Type: QD000P40CD; Serial: TP:1644
- Measurement SW: DASY52, Version 52.6 (2); SEMCAD X Version 14.4.5 (3634)

Ch189/Area Scan (41x111x1): Measurement grid: dx=20mm, dy=20mm
Maximum value of SAR (interpolated) = 0.067 mW/g

Ch189/Zoom Scan (5x5x7)/Cube 0: Measurement grid: dx=8mm, dy=8mm, dz=5mm
Reference Value = 7.651 V/m; Power Drift = 0.02 dB
Peak SAR (extrapolated) = 0.113 W/kg
SAR(1 g) = 0.050 mW/g; SAR(10 g) = 0.032 mW/g
Maximum value of SAR (measured) = 0.051 mW/g



0 dB = 0.050mW/g

#21 GSM850_Left Cheek_Ch189

DUT: 1D2305

Communication System: GSM850; Frequency: 836.4 MHz;Duty Cycle: 1:8.3
Medium: HSL_850_111217 Medium parameters used : f = 836.4 MHz; σ = 0.901 mho/m; ε_r = 40.233; ρ = 1000 kg/m^3
Ambient Temperature：22.3 ℃； Liquid Temperature：21.3 ℃

DASY5 Configuration:
- Probe: ET3DV6 - SN1788; ConvF(6.35, 6.35, 6.35); Calibrated: 2011/9/28
- Sensor-Surface: 4mm (Mechanical Surface Detection)
- Electronics: DAE3 Sn577; Calibrated: 2011/6/20
- Phantom: SAM Right; Type: QD000P40CD; Serial: TP:1644
- Measurement SW: DASY52, Version 52.6 (2); SEMCAD X Version 14.4.5 (3634)

Ch189/Area Scan (41x111x1): Measurement grid: dx=20mm, dy=20mm
Maximum value of SAR (interpolated) = 0.101 mW/g

Ch189/Zoom Scan (5x5x7)/Cube 0: Measurement grid: dx=8mm, dy=8mm, dz=5mm
Reference Value = 4.037 V/m; Power Drift = 0.04 dB
Peak SAR (extrapolated) = 0.132 W/kg
SAR(1 g) = 0.097 mW/g; SAR(10 g) = 0.072 mW/g
Maximum value of SAR (measured) = 0.101 mW/g

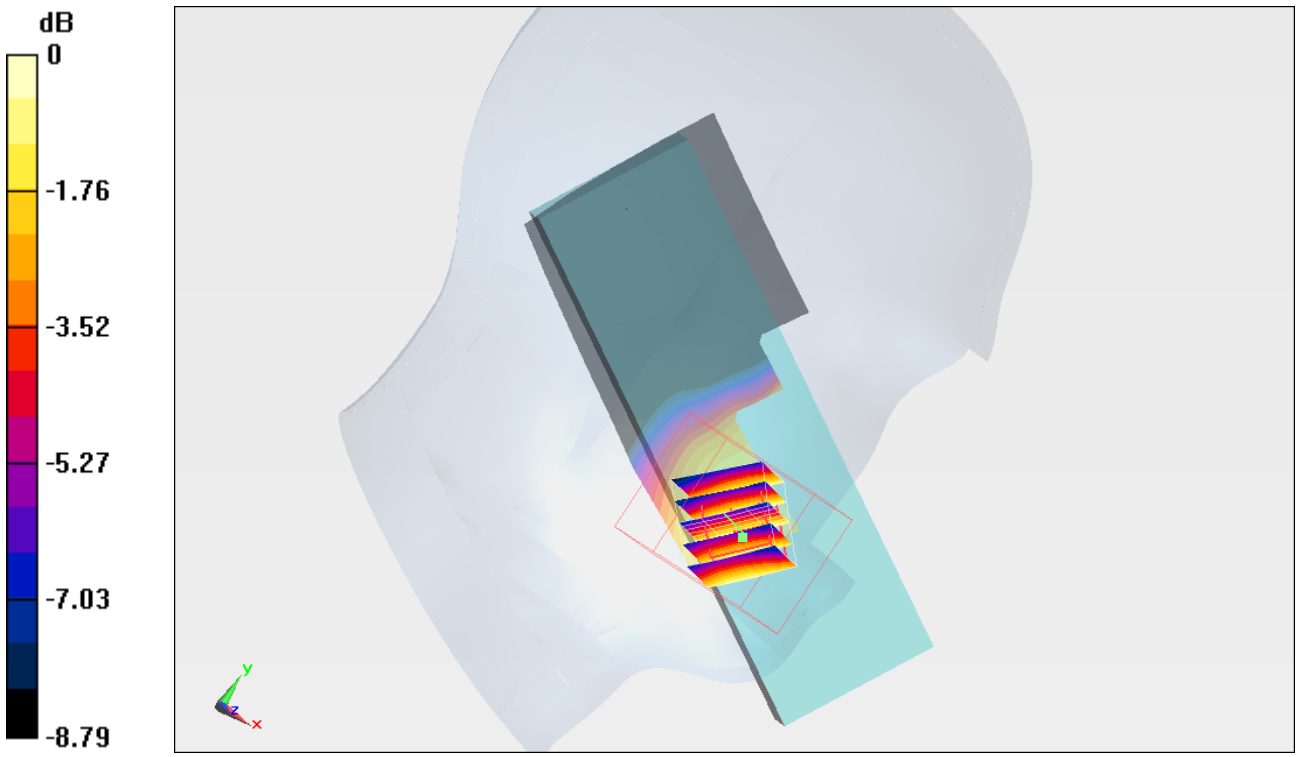

0 dB = 0.100mW/g

#22 GSM850_Left Tilted_Ch189

DUT: 1D2305

Communication System: GSM850; Frequency: 836.4 MHz;Duty Cycle: 1:8.3
Medium: HSL_850_111217 Medium parameters used : f = 836.4 MHz; σ = 0.901 mho/m; ε_r = 40.233; ρ = 1000 kg/m^3
Ambient Temperature：22.3 ℃; Liquid Temperature：21.3 ℃

DASY5 Configuration:
- Probe: ET3DV6 - SN1788; ConvF(6.35, 6.35, 6.35); Calibrated: 2011/9/28
- Sensor-Surface: 4mm (Mechanical Surface Detection)
- Electronics: DAE3 Sn577; Calibrated: 2011/6/20
- Phantom: SAM Right; Type: QD000P40CD; Serial: TP:1644
- Measurement SW: DASY52, Version 52.6 (2); SEMCAD X Version 14.4.5 (3634)

Ch189/Area Scan (41x111x1): Measurement grid: dx=20mm, dy=20mm
Maximum value of SAR (interpolated) = 0.066 mW/g

Ch189/Zoom Scan (5x5x7)/Cube 0: Measurement grid: dx=8mm, dy=8mm, dz=5mm
Reference Value = 7.850 V/m; Power Drift = 0.10 dB
Peak SAR (extrapolated) = 0.109 W/kg
SAR(1 g) = 0.053 mW/g; SAR(10 g) = 0.034 mW/g
Maximum value of SAR (measured) = 0.053 mW/g

Ch189/Zoom Scan (5x5x7)/Cube 1: Measurement grid: dx=8mm, dy=8mm, dz=5mm
Reference Value = 7.850 V/m; Power Drift = 0.10 dB
Peak SAR (extrapolated) = 0.064 W/kg
SAR(1 g) = 0.042 mW/g; SAR(10 g) = 0.032 mW/g
Maximum value of SAR (measured) = 0.045 mW/g



0 dB = 0.050mW/g

#28 GSM850_Right Cheek-SAR in mouth area_4.5cm_Ch189

DUT: 1D2305

Communication System: GSM850; Frequency: 836.4 MHz;Duty Cycle: 1:8.3
Medium: HSL_850_111217 Medium parameters used : f = 836.4 MHz; σ = 0.901 mho/m; ε_r = 40.233; ρ = 1000 kg/m^3
Ambient Temperature：22.3 ℃； Liquid Temperature：21.3 ℃

DASY5 Configuration:
- Probe: ET3DV6 - SN1788; ConvF(6.35, 6.35, 6.35); Calibrated: 2011/9/28
- Sensor-Surface: 4mm (Mechanical Surface Detection)
- Electronics: DAE3 Sn577; Calibrated: 2011/6/20
- Phantom: SAM Right; Type: QD000P40CD; Serial: TP:1644
- Measurement SW: DASY52, Version 52.6 (2); SEMCAD X Version 14.4.5 (3634)

Ch189/Area Scan (51x131x1): Measurement grid: dx=20mm, dy=20mm
Maximum value of SAR (interpolated) = 0.093 mW/g

Ch189/Zoom Scan (5x5x7)/Cube 0: Measurement grid: dx=8mm, dy=8mm, dz=5mm
Reference Value = 2.203 V/m; Power Drift = -0.078 dB
Peak SAR (extrapolated) = 0.111 W/kg
SAR(1 g) = 0.088 mW/g; SAR(10 g) = 0.063 mW/g
Maximum value of SAR (measured) = 0.093 mW/g

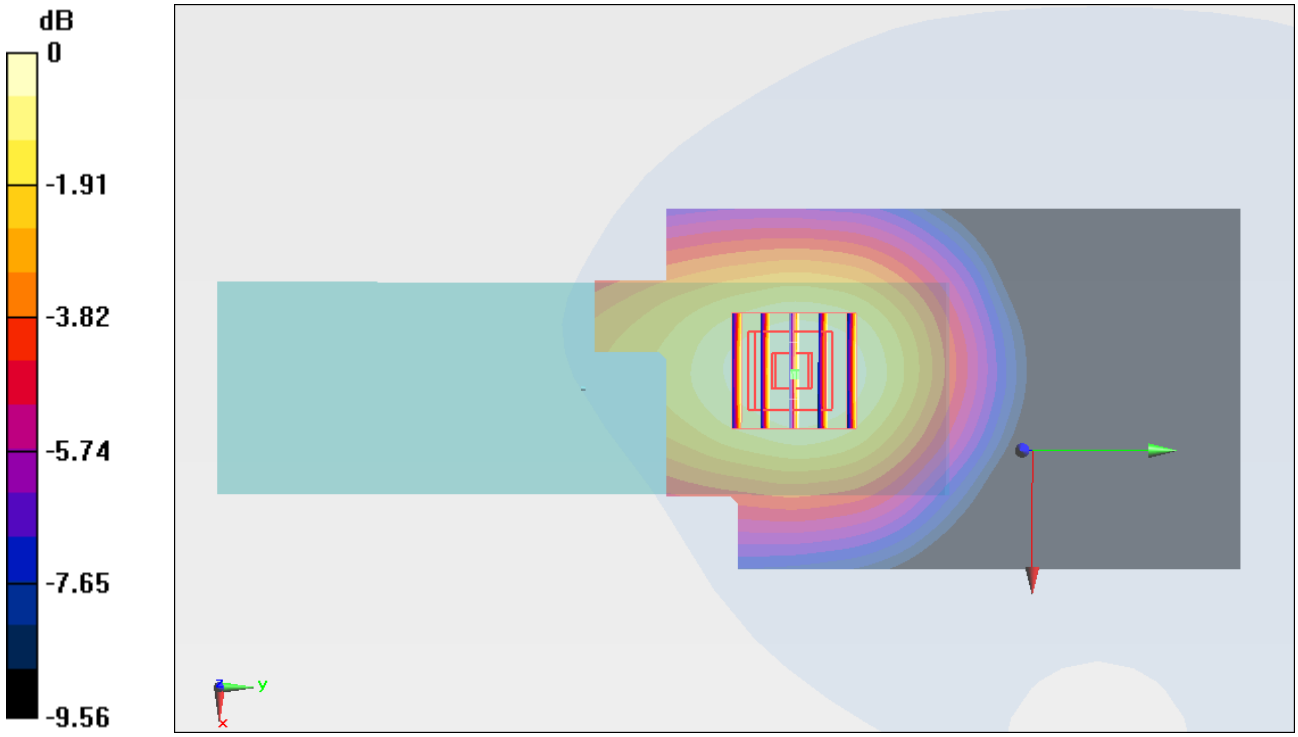

0 dB = 0.090mW/g

#23 GSM1900_Right Cheek_Ch512

DUT: 1D2305

Communication System: PCS; Frequency: 1850.2 MHz;Duty Cycle: 1:8.3
Medium: HSL_1900_111217 Medium parameters used : f = 1850.2 MHz; σ = 1.387 mho/m; ε_r = 39.405; ρ = 1000 kg/m^3
Ambient Temperature：22.4 ℃； Liquid Temperature：21.4 ℃

DASY5 Configuration:
- Probe: ET3DV6 - SN1788; ConvF(5.19, 5.19, 5.19); Calibrated: 2011/9/28
- Sensor-Surface: 4mm (Mechanical Surface Detection)
- Electronics: DAE3 Sn577; Calibrated: 2011/6/20
- Phantom: SAM Left; Type: QD000P40CD; Serial: TP:1542
- Measurement SW: DASY52, Version 52.6 (2); SEMCAD X Version 14.4.5 (3634)

Ch512/Area Scan (41x111x1): Measurement grid: dx=20mm, dy=20mm
Maximum value of SAR (interpolated) = 0.153 mW/g

Ch512/Zoom Scan (5x5x7)/Cube 0: Measurement grid: dx=8mm, dy=8mm, dz=5mm
Reference Value = 3.530 V/m; Power Drift = -0.12 dB
Peak SAR (extrapolated) = 0.257 W/kg
SAR(1 g) = 0.148 mW/g; SAR(10 g) = 0.097 mW/g
Maximum value of SAR (measured) = 0.161 mW/g



0 dB = 0.160mW/g

#23 GSM1900_Right Cheek_Ch512_2D

DUT: 1D2305

Communication System: PCS; Frequency: 1850.2 MHz;Duty Cycle: 1:8.3
Medium: HSL_1900_111217 Medium parameters used : f = 1850.2 MHz; σ = 1.387 mho/m; ε_r = 39.405; ρ = 1000 kg/m^3
Ambient Temperature：22.4 ℃； Liquid Temperature：21.4 ℃

DASY5 Configuration:
- Probe: ET3DV6 - SN1788; ConvF(5.19, 5.19, 5.19); Calibrated: 2011/9/28
- Sensor-Surface: 4mm (Mechanical Surface Detection)
- Electronics: DAE3 Sn577; Calibrated: 2011/6/20
- Phantom: SAM Left; Type: QD000P40CD; Serial: TP:1542
- Measurement SW: DASY52, Version 52.6 (2); SEMCAD X Version 14.4.5 (3634)

Ch512/Area Scan (41x111x1): Measurement grid: dx=20mm, dy=20mm
Maximum value of SAR (interpolated) = 0.153 mW/g

Ch512/Zoom Scan (5x5x7)/Cube 0: Measurement grid: dx=8mm, dy=8mm, dz=5mm
Reference Value = 3.530 V/m; Power Drift = -0.12 dB
Peak SAR (extrapolated) = 0.257 W/kg
SAR(1 g) = 0.148 mW/g; SAR(10 g) = 0.097 mW/g
Maximum value of SAR (measured) = 0.161 mW/g

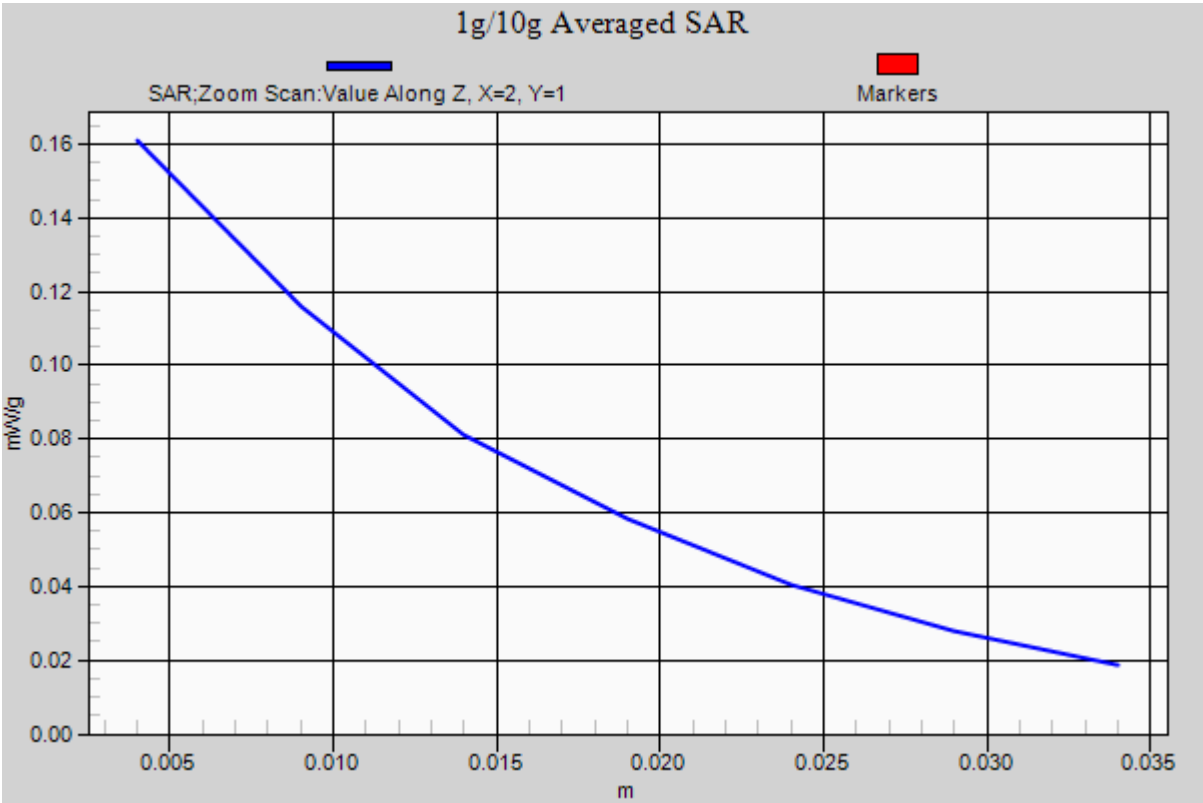

#24 GSM1900_Right Tilted_Ch512

DUT: 1D2305

Communication System: PCS; Frequency: 1850.2 MHz;Duty Cycle: 1:8.3
Medium: HSL_1900_111217 Medium parameters used : f = 1850.2 MHz; σ = 1.387 mho/m; ε_r = 39.405; ρ = 1000 kg/m^3
Ambient Temperature：22.4 ℃; Liquid Temperature：21.4 ℃

DASY5 Configuration:
- Probe: ET3DV6 - SN1788; ConvF(5.19, 5.19, 5.19); Calibrated: 2011/9/28
- Sensor-Surface: 4mm (Mechanical Surface Detection)
- Electronics: DAE3 Sn577; Calibrated: 2011/6/20
- Phantom: SAM Left; Type: QD000P40CD; Serial: TP:1542
- Measurement SW: DASY52, Version 52.6 (2); SEMCAD X Version 14.4.5 (3634)

Ch512/Area Scan (41x111x1): Measurement grid: dx=20mm, dy=20mm
Maximum value of SAR (interpolated) = 0.071 mW/g

Ch512/Zoom Scan (5x5x7)/Cube 0: Measurement grid: dx=8mm, dy=8mm, dz=5mm
Reference Value = 6.685 V/m; Power Drift = -0.10 dB
Peak SAR (extrapolated) = 0.125 W/kg
SAR(1 g) = 0.072 mW/g; SAR(10 g) = 0.037 mW/g
Maximum value of SAR (measured) = 0.078 mW/g

Ch512/Zoom Scan (5x5x7)/Cube 1: Measurement grid: dx=8mm, dy=8mm, dz=5mm
Reference Value = 6.685 V/m; Power Drift = -0.10 dB
Peak SAR (extrapolated) = 0.088 W/kg
SAR(1 g) = 0.052 mW/g; SAR(10 g) = 0.027 mW/g
Maximum value of SAR (measured) = 0.066 mW/g



0 dB = 0.070mW/g

#25 GSM1900_Left Cheek_Ch512

DUT: 1D2305

Communication System: PCS; Frequency: 1850.2 MHz;Duty Cycle: 1:8.3
Medium: HSL_1900_111217 Medium parameters used : f = 1850.2 MHz; σ = 1.387 mho/m; ε_r = 39.405; ρ = 1000 kg/m^3
Ambient Temperature：22.4 ℃； Liquid Temperature：21.4 ℃

DASY5 Configuration:
- Probe: ET3DV6 - SN1788; ConvF(5.19, 5.19, 5.19); Calibrated: 2011/9/28
- Sensor-Surface: 4mm (Mechanical Surface Detection)
- Electronics: DAE3 Sn577; Calibrated: 2011/6/20
- Phantom: SAM Left; Type: QD000P40CD; Serial: TP:1542
- Measurement SW: DASY52, Version 52.6 (2); SEMCAD X Version 14.4.5 (3634)

Ch512/Area Scan (41x111x1): Measurement grid: dx=20mm, dy=20mm
Maximum value of SAR (interpolated) = 0.126 mW/g

Ch512/Zoom Scan (5x5x7)/Cube 0: Measurement grid: dx=8mm, dy=8mm, dz=5mm
Reference Value = 4.277 V/m; Power Drift = -0.052 dB
Peak SAR (extrapolated) = 0.188 W/kg
SAR(1 g) = 0.126 mW/g; SAR(10 g) = 0.074 mW/g
Maximum value of SAR (measured) = 0.144 mW/g

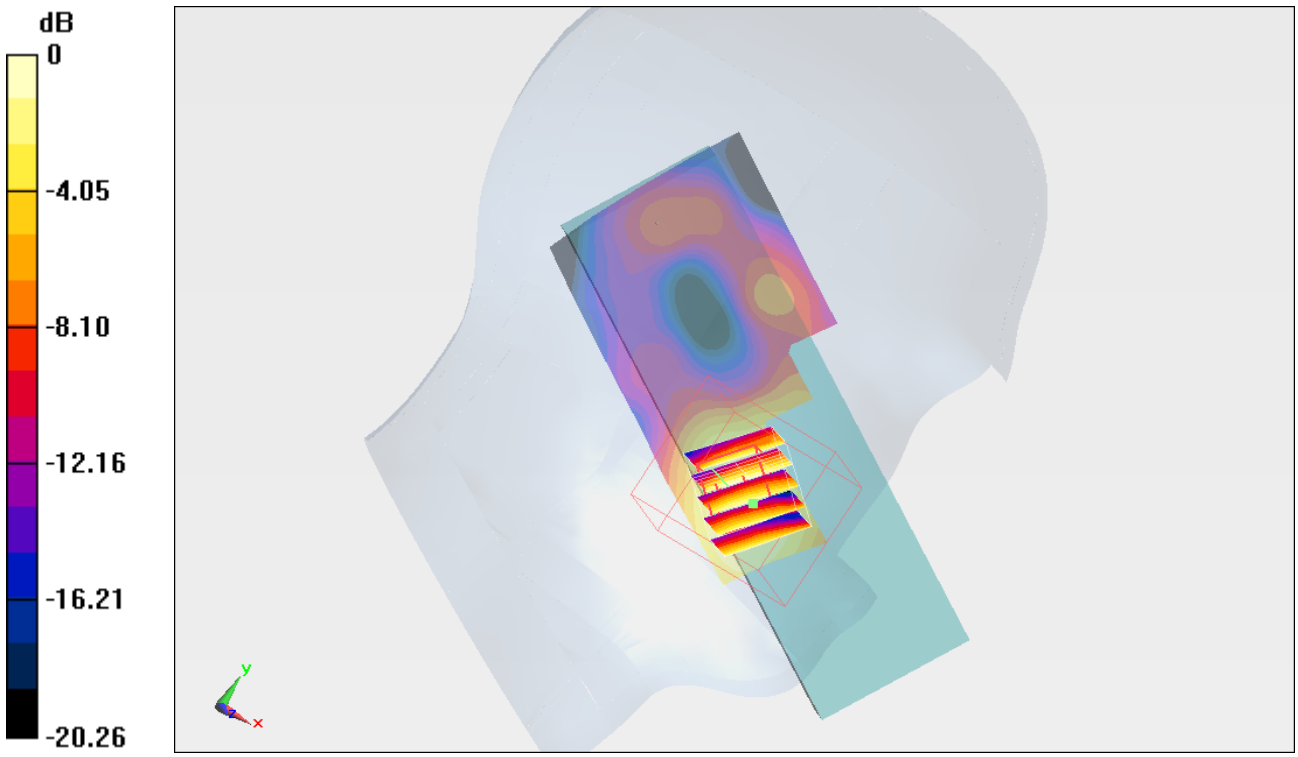

0 dB = 0.140mW/g

#26 GSM1900_Left Tilted_Ch512

DUT: 1D2305

Communication System: PCS; Frequency: 1850.2 MHz;Duty Cycle: 1:8.3
Medium: HSL_1900_111217 Medium parameters used : f = 1850.2 MHz; σ = 1.387 mho/m; ε_r = 39.405; ρ = 1000 kg/m^3
Ambient Temperature：22.4 ℃； Liquid Temperature：21.4 ℃

DASY5 Configuration:
- Probe: ET3DV6 - SN1788; ConvF(5.19, 5.19, 5.19); Calibrated: 2011/9/28
- Sensor-Surface: 4mm (Mechanical Surface Detection)
- Electronics: DAE3 Sn577; Calibrated: 2011/6/20
- Phantom: SAM Left; Type: QD000P40CD; Serial: TP:1542
- Measurement SW: DASY52, Version 52.6 (2); SEMCAD X Version 14.4.5 (3634)

Ch512/Area Scan (41x111x1): Measurement grid: dx=20mm, dy=20mm
Maximum value of SAR (interpolated) = 0.124 mW/g

Ch512/Zoom Scan (5x5x7)/Cube 0: Measurement grid: dx=8mm, dy=8mm, dz=5mm
Reference Value = 8.140 V/m; Power Drift = -0.14 dB
Peak SAR (extrapolated) = 0.155 W/kg
SAR(1 g) = 0.102 mW/g; SAR(10 g) = 0.046 mW/g
Maximum value of SAR (measured) = 0.115 mW/g



0 dB = 0.110mW/g

#27 GSM1900_Right Cheek-SAR in mouth area_4.5cm_Ch512

DUT: 1D2305

Communication System: PCS; Frequency: 1850.2 MHz;Duty Cycle: 1:8.3
Medium: HSL_1900_111217 Medium parameters used : f = 1850.2 MHz; σ = 1.387 mho/m; ε_r = 39.405; ρ = 1000 kg/m^3
Ambient Temperature：22.4 ℃； Liquid Temperature：21.4 ℃

DASY5 Configuration:
- Probe: ET3DV6 - SN1788; ConvF(5.19, 5.19, 5.19); Calibrated: 2011/9/28
- Sensor-Surface: 4mm (Mechanical Surface Detection)
- Electronics: DAE3 Sn577; Calibrated: 2011/6/20
- Phantom: SAM Left; Type: QD000P40CD; Serial: TP:1542
- Measurement SW: DASY52, Version 52.6 (2); SEMCAD X Version 14.4.5 (3634)

Ch512/Area Scan (51x101x1): Measurement grid: dx=20mm, dy=20mm
Maximum value of SAR (interpolated) = 0.132 mW/g

Ch512/Zoom Scan (5x5x7)/Cube 0: Measurement grid: dx=8mm, dy=8mm, dz=5mm
Reference Value = 4.994 V/m; Power Drift = -0.058 dB
Peak SAR (extrapolated) = 0.144 W/kg
SAR(1 g) = 0.095 mW/g; SAR(10 g) = 0.061 mW/g
Maximum value of SAR (measured) = 0.102 mW/g



0 dB = 0.100mW/g

#29 802.11b_Right Check_Ch6

DUT: 1D2305

Communication System: 802.11b ; Frequency: 2437 MHz;Duty Cycle: 1:1
Medium: HSL_2450_111221 Medium parameters used: f = 2437 MHz; σ = 1.85 mho/m; ε_r = 39.3; ρ = 1000 kg/m^3
Ambient Temperature：22.2 ℃; Liquid Temperature：21.2 ℃

DASY4 Configuration:
- Probe: ES3DV3 - SN3270; ConvF(4.52, 4.52, 4.52); Calibrated: 2011-09-12
- Sensor-Surface: 4mm (Mechanical Surface Detection)
- Electronics: DAE3 Sn495; Calibrated: 2011-04-28
- Phantom: SAM_Right; Type: SAM; Serial: TP-1303
- Measurement SW: DASY4, V4.7 Build 80; Postprocessing SW: SEMCAD, V1.8 Build 186

Ch6/Area Scan (51x151x1): Measurement grid: dx=15mm, dy=15mm
Maximum value of SAR (interpolated) = 0.083 mW/g

Ch6/Zoom Scan (5x5x7)/Cube 0: Measurement grid: dx=8mm, dy=8mm, dz=5mm
Reference Value = 2.03 V/m; Power Drift = -0.126 dB
Peak SAR (extrapolated) = 0.173 W/kg
SAR(1 g) = 0.077 mW/g; SAR(10 g) = 0.034 mW/g
Maximum value of SAR (measured) = 0.087 mW/g

Ch6/Zoom Scan (5x5x7)/Cube 1: Measurement grid: dx=8mm, dy=8mm, dz=5mm
Reference Value = 2.03 V/m; Power Drift = -0.126 dB
Peak SAR (extrapolated) = 0.130 W/kg
SAR(1 g) = 0.058 mW/g; SAR(10 g) = 0.029 mW/g
Maximum value of SAR (measured) = 0.069 mW/g

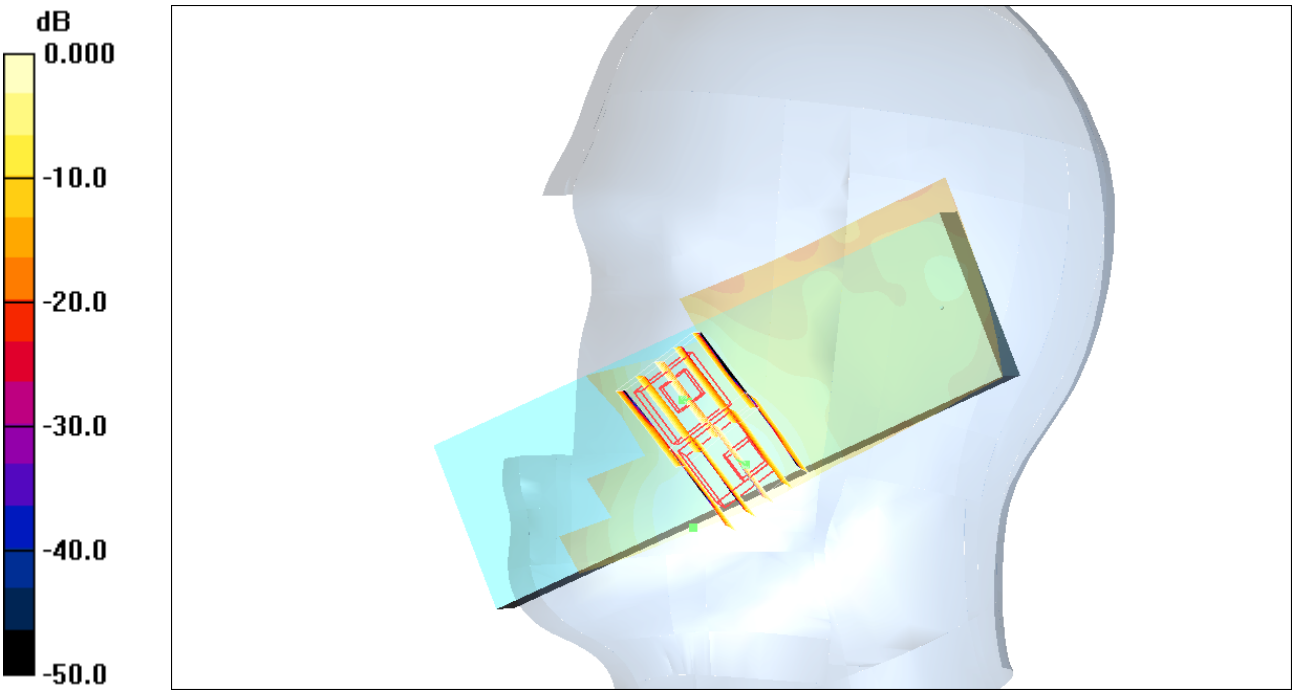

0 dB = 0.069mW/g

#30 802.11b_Right Tilted_Ch6

DUT: 1D2305

Communication System: 802.11b ; Frequency: 2437 MHz;Duty Cycle: 1:1
Medium: HSL_2450_111221 Medium parameters used: f = 2437 MHz; σ = 1.85 mho/m; ε_r = 39.3; ρ = 1000 kg/m^3
Ambient Temperature：22.2 ℃; Liquid Temperature：21.2 ℃

DASY4 Configuration:
- Probe: ES3DV3 - SN3270; ConvF(4.52, 4.52, 4.52); Calibrated: 2011-09-12
- Sensor-Surface: 4mm (Mechanical Surface Detection)
- Electronics: DAE3 Sn495; Calibrated: 2011-04-28
- Phantom: SAM_Right; Type: SAM; Serial: TP-1303
- Measurement SW: DASY4, V4.7 Build 80; Postprocessing SW: SEMCAD, V1.8 Build 186

Ch6/Area Scan (51x151x1): Measurement grid: dx=15mm, dy=15mm
Maximum value of SAR (interpolated) = 0.019 mW/g

Ch6/Zoom Scan (5x5x7)/Cube 0: Measurement grid: dx=8mm, dy=8mm, dz=5mm
Reference Value = 2.30 V/m; Power Drift = -0.101 dB
Peak SAR (extrapolated) = 0.030 W/kg
SAR(1 g) = 0.015 mW/g; SAR(10 g) = 0.00584 mW/g
Maximum value of SAR (measured) = 0.017 mW/g

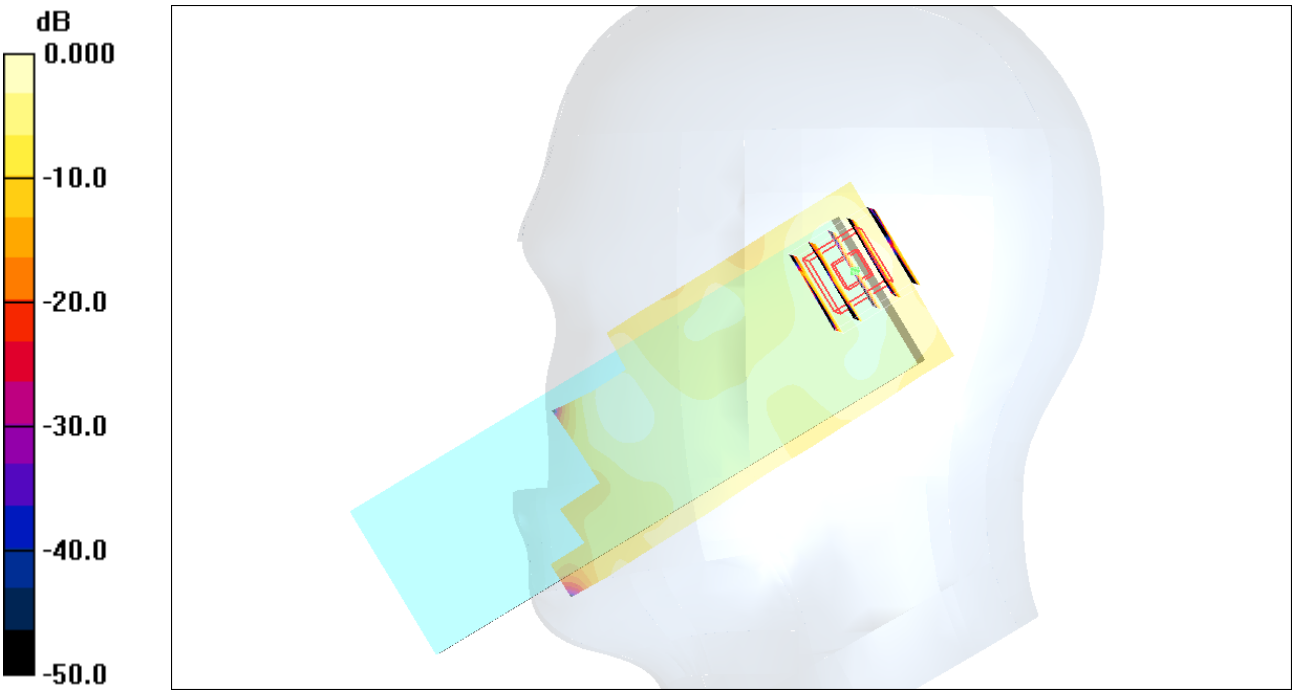

0 dB = 0.017mW/g

#31 802.11b_Left Check_Ch6

DUT: 1D2305

Communication System: 802.11b ; Frequency: 2437 MHz;Duty Cycle: 1:1
Medium: HSL_2450_111221 Medium parameters used: f = 2437 MHz; σ = 1.85 mho/m; ε_r = 39.3; ρ = 1000 kg/m^3
Ambient Temperature：22.2 ℃; Liquid Temperature：21.2 ℃

DASY4 Configuration:
- Probe: ES3DV3 - SN3270; ConvF(4.52, 4.52, 4.52); Calibrated: 2011-09-12
- Sensor-Surface: 4mm (Mechanical Surface Detection)
- Electronics: DAE3 Sn495; Calibrated: 2011-04-28
- Phantom: SAM_Right; Type: SAM; Serial: TP-1303
- Measurement SW: DASY4, V4.7 Build 80; Postprocessing SW: SEMCAD, V1.8 Build 186

Ch6/Area Scan (51x151x1): Measurement grid: dx=15mm, dy=15mm
Maximum value of SAR (interpolated) = 0.122 mW/g

Ch6/Zoom Scan (5x5x7)/Cube 0: Measurement grid: dx=8mm, dy=8mm, dz=5mm
Reference Value = 1.98 V/m; Power Drift = -0.109 dB
Peak SAR (extrapolated) = 0.231 W/kg
SAR(1 g) = 0.103 mW/g; SAR(10 g) = 0.044 mW/g
Maximum value of SAR (measured) = 0.120 mW/g

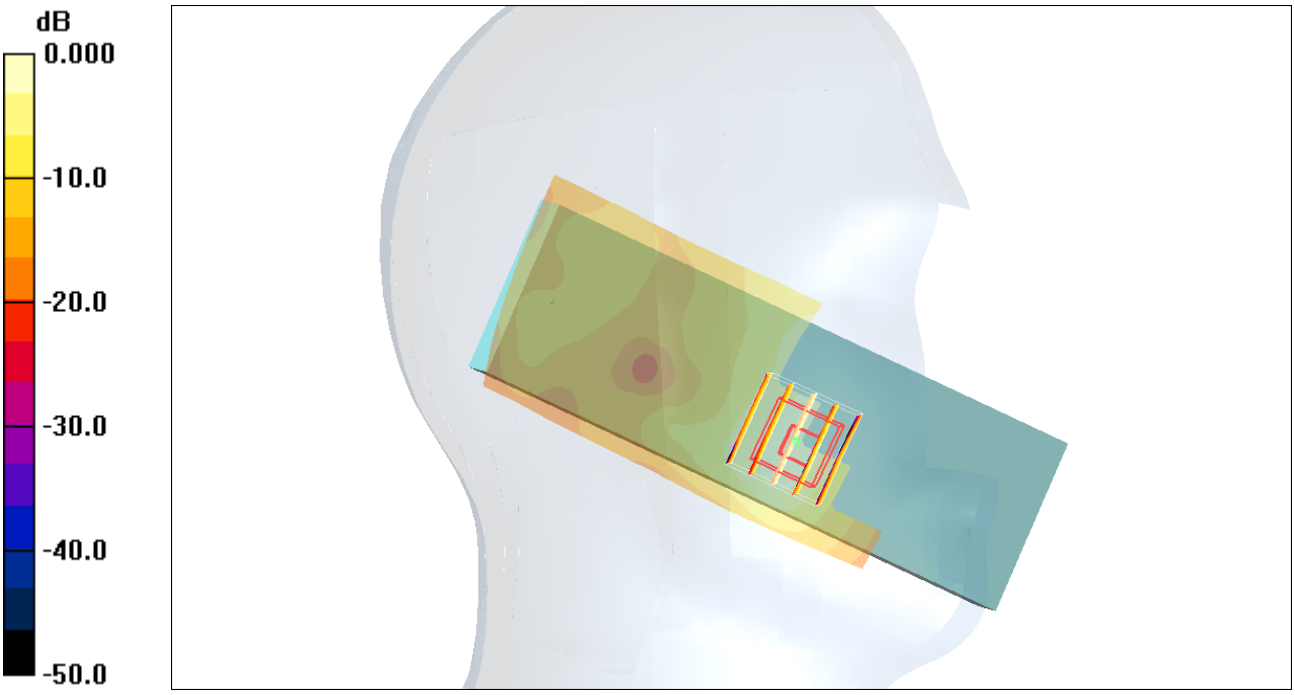

0 dB = 0.120mW/g

#31 802.11b_Left Check_Ch6_2D

DUT: 1D2305

Communication System: 802.11b ; Frequency: 2437 MHz;Duty Cycle: 1:1
Medium: HSL_2450_111221 Medium parameters used: f = 2437 MHz; σ = 1.85 mho/m; ε_r = 39.3; ρ = 1000 kg/m^3
Ambient Temperature：22.2 ℃; Liquid Temperature：21.2 ℃

DASY4 Configuration:
- Probe: ES3DV3 - SN3270; ConvF(4.52, 4.52, 4.52); Calibrated: 2011-09-12
- Sensor-Surface: 4mm (Mechanical Surface Detection)
- Electronics: DAE3 Sn495; Calibrated: 2011-04-28
- Phantom: SAM_Right; Type: SAM; Serial: TP-1303
- Measurement SW: DASY4, V4.7 Build 80; Postprocessing SW: SEMCAD, V1.8 Build 186

Ch6/Area Scan (51x151x1): Measurement grid: dx=15mm, dy=15mm
Maximum value of SAR (interpolated) = 0.122 mW/g

Ch6/Zoom Scan (5x5x7)/Cube 0: Measurement grid: dx=8mm, dy=8mm, dz=5mm
Reference Value = 1.98 V/m; Power Drift = -0.109 dB
Peak SAR (extrapolated) = 0.231 W/kg
SAR(1 g) = 0.103 mW/g; SAR(10 g) = 0.044 mW/g
Maximum value of SAR (measured) = 0.120 mW/g

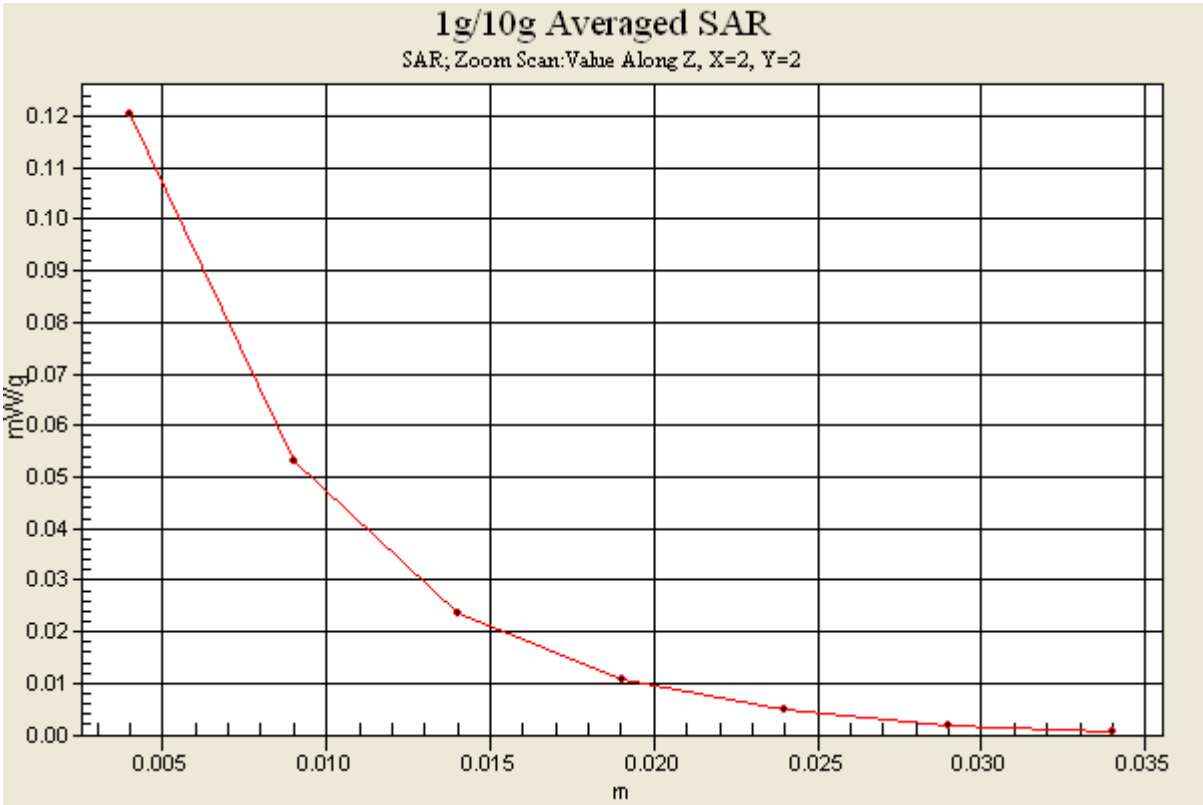

#32 802.11b_Left Tilted_Ch6

DUT: 1D2305

Communication System: 802.11b ; Frequency: 2437 MHz;Duty Cycle: 1:1
Medium: HSL_2450_111221 Medium parameters used: f = 2437 MHz; σ = 1.85 mho/m; ε_r = 39.3; ρ = 1000 kg/m^3
Ambient Temperature：22.2 ℃; Liquid Temperature：21.2 ℃

DASY4 Configuration:
- Probe: ES3DV3 - SN3270; ConvF(4.52, 4.52, 4.52); Calibrated: 2011-09-12
- Sensor-Surface: 4mm (Mechanical Surface Detection)
- Electronics: DAE3 Sn495; Calibrated: 2011-04-28
- Phantom: SAM_Right; Type: SAM; Serial: TP-1303
- Measurement SW: DASY4, V4.7 Build 80; Postprocessing SW: SEMCAD, V1.8 Build 186

Ch6/Area Scan (51x151x1): Measurement grid: dx=15mm, dy=15mm
Maximum value of SAR (interpolated) = 0.014 mW/g

Ch6/Zoom Scan (5x5x7)/Cube 0: Measurement grid: dx=8mm, dy=8mm, dz=5mm
Reference Value = 2.23 V/m; Power Drift = -0.168 dB
Peak SAR (extrapolated) = 0.030 W/kg
SAR(1 g) = 0.014 mW/g; SAR(10 g) = 0.0059 mW/g
Maximum value of SAR (measured) = 0.016 mW/g

Ch6/Zoom Scan (5x5x7)/Cube 1: Measurement grid: dx=8mm, dy=8mm, dz=5mm
Reference Value = 2.23 V/m; Power Drift = -0.168 dB
Peak SAR (extrapolated) = 0.024 W/kg
SAR(1 g) = 0.00861 mW/g; SAR(10 g) = 0.00398 mW/g
Maximum value of SAR (measured) = 0.009 mW/g

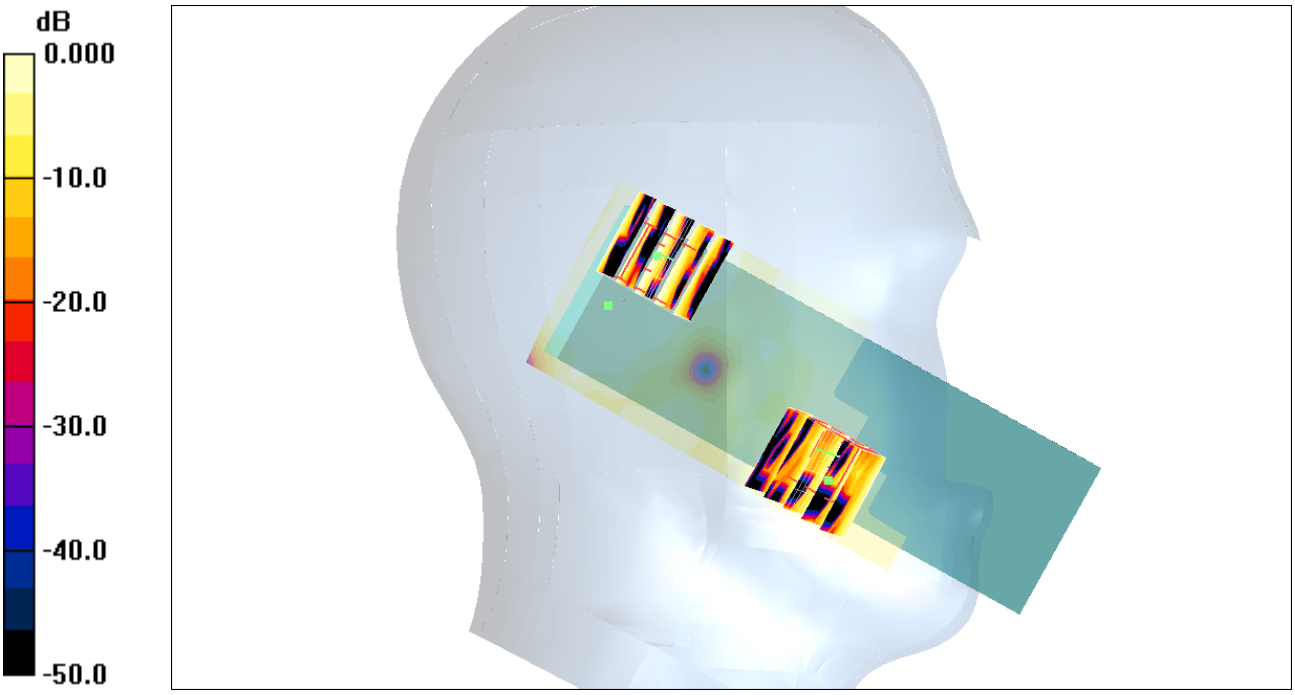

0 dB = 0.009mW/g

#33 802.11b_Right Cheek-SAR in mouth area_4.5cm_Ch6

DUT: 1D2305

Communication System: 802.11b ; Frequency: 2437 MHz;Duty Cycle: 1:1
Medium: HSL_2450_111221 Medium parameters used: f = 2437 MHz; σ = 1.85 mho/m; ε_r = 39.3; ρ = 1000 kg/m^3
Ambient Temperature：22.2 ℃; Liquid Temperature：21.2 ℃

DASY4 Configuration:
- Probe: ES3DV3 - SN3270; ConvF(4.52, 4.52, 4.52); Calibrated: 2011-09-12
- Sensor-Surface: 4mm (Mechanical Surface Detection)
- Electronics: DAE3 Sn495; Calibrated: 2011-04-28
- Phantom: SAM_Right; Type: SAM; Serial: TP-1303
- Measurement SW: DASY4, V4.7 Build 80; Postprocessing SW: SEMCAD, V1.8 Build 186

Ch6/Area Scan (71x151x1): Measurement grid: dx=15mm, dy=15mm
Maximum value of SAR (interpolated) = 0.005 mW/g

Ch6/Zoom Scan (5x5x7)/Cube 0: Measurement grid: dx=8mm, dy=8mm, dz=5mm
Reference Value = 0.299 V/m; Power Drift = -0.135 dB
Peak SAR (extrapolated) = 0.006 W/kg
SAR(1 g) = 0.00077 mW/g; SAR(10 g) = 0.00011 mW/g
Maximum value of SAR (measured) = 0.003 mW/g

Ch6/Zoom Scan (5x5x7)/Cube 1: Measurement grid: dx=8mm, dy=8mm, dz=5mm
Reference Value = 0.299 V/m; Power Drift = -0.135 dB
Peak SAR (extrapolated) = 0.005 W/kg
SAR(1 g) = 0.000118 mW/g; SAR(10 g) = 3.88e-007 mW/g

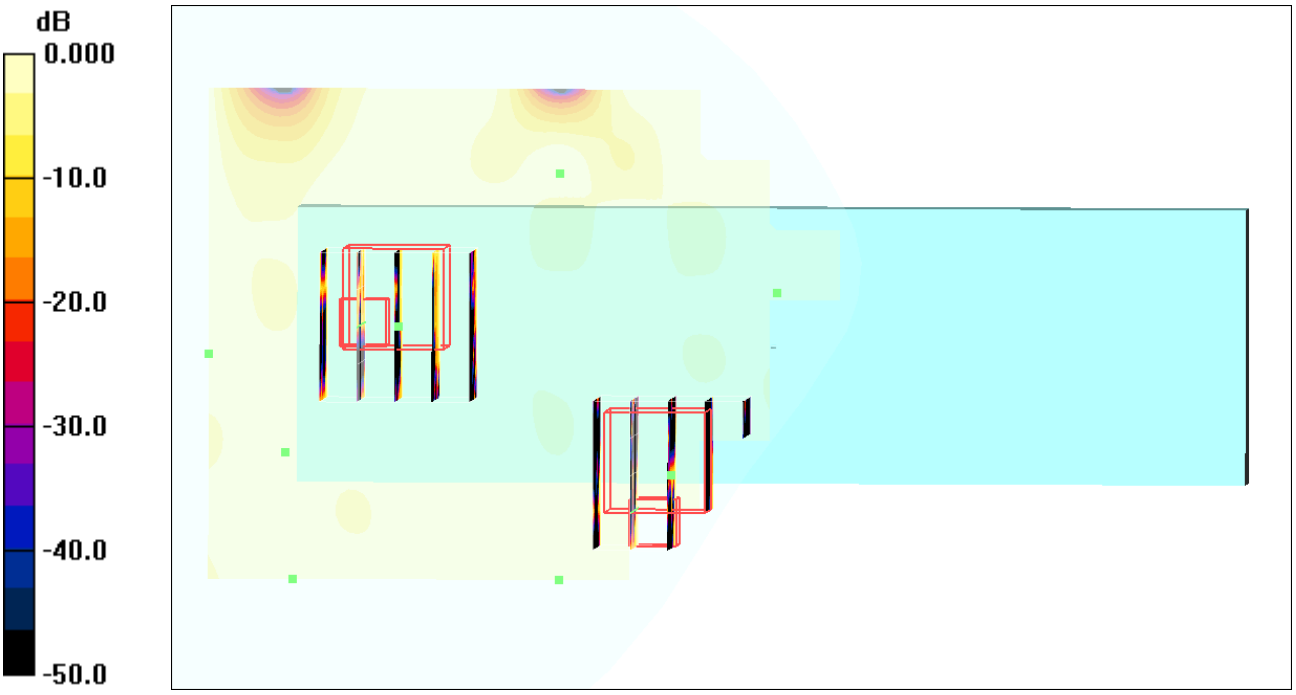

0 dB = 0.003mW/g

#01 GSM850_GPRS8_Front_1cm_Ch189

DUT: 1D2305

Communication System: GSM850; Frequency: 836.4 MHz;Duty Cycle: 1:8.3
Medium: MSL_850_111216 Medium parameters used : f = 836.4 MHz; σ = 0.965 mho/m; ε_r = 54.481; ρ = 1000 kg/m^3
Ambient Temperature：22.5 ℃； Liquid Temperature：21.5 ℃

DASY5 Configuration:
- Probe: ET3DV6 - SN1788; ConvF(6.24, 6.24, 6.24); Calibrated: 2011/9/28
- Sensor-Surface: 4mm (Mechanical Surface Detection)
- Electronics: DAE3 Sn577; Calibrated: 2011/6/20
- Phantom: SAM Left; Type: QD000P40CD; Serial: TP:1542
- Measurement SW: DASY52, Version 52.6 (2); SEMCAD X Version 14.4.5 (3634)

Ch189/Area Scan (41x71x1): Measurement grid: dx=20mm, dy=20mm
Maximum value of SAR (interpolated) = 0.347 mW/g

Ch189/Zoom Scan (5x5x7)/Cube 0: Measurement grid: dx=8mm, dy=8mm, dz=5mm
Reference Value = 18.697 V/m; Power Drift = -0.02 dB
Peak SAR (extrapolated) = 0.404 W/kg
SAR(1 g) = 0.328 mW/g; SAR(10 g) = 0.239 mW/g
Maximum value of SAR (measured) = 0.348 mW/g

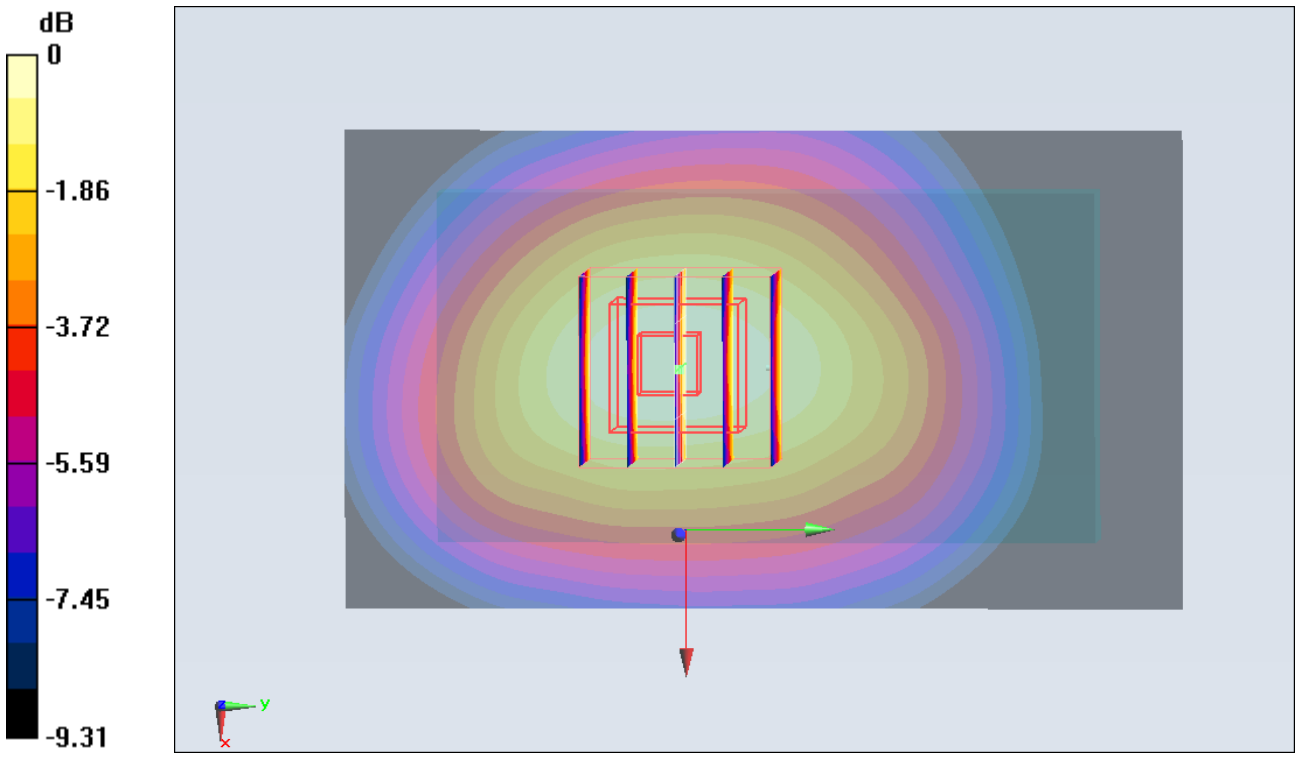

0 dB = 0.350mW/g

#02 GSM850_GPRS8_Back_1cm_Ch189

DUT: 1D2305

Communication System: GSM850; Frequency: 836.4 MHz;Duty Cycle: 1:8.3
Medium: MSL_850_111216 Medium parameters used : f = 836.4 MHz; σ = 0.965 mho/m; ε_r = 54.481; ρ = 1000 kg/m^3
Ambient Temperature：22.5 ℃; Liquid Temperature：21.5 ℃

DASY5 Configuration:
- Probe: ET3DV6 - SN1788; ConvF(6.24, 6.24, 6.24); Calibrated: 2011/9/28
- Sensor-Surface: 4mm (Mechanical Surface Detection)
- Electronics: DAE3 Sn577; Calibrated: 2011/6/20
- Phantom: SAM Left; Type: QD000P40CD; Serial: TP:1542
- Measurement SW: DASY52, Version 52.6 (2); SEMCAD X Version 14.4.5 (3634)

Ch189/Area Scan (41x71x1): Measurement grid: dx=20mm, dy=20mm
Maximum value of SAR (interpolated) = 0.662 mW/g

Ch189/Zoom Scan (5x5x7)/Cube 0: Measurement grid: dx=8mm, dy=8mm, dz=5mm
Reference Value = 24.346 V/m; Power Drift = -0.09 dB
Peak SAR (extrapolated) = 0.798 W/kg
SAR(1 g) = 0.622 mW/g; SAR(10 g) = 0.450 mW/g
Maximum value of SAR (measured) = 0.660 mW/g

Ch189/Zoom Scan (5x5x7)/Cube 1: Measurement grid: dx=8mm, dy=8mm, dz=5mm
Reference Value = 24.346 V/m; Power Drift = -0.09 dB
Peak SAR (extrapolated) = 0.827 W/kg
SAR(1 g) = 0.572 mW/g; SAR(10 g) = 0.373 mW/g
Maximum value of SAR (measured) = 0.630 mW/g

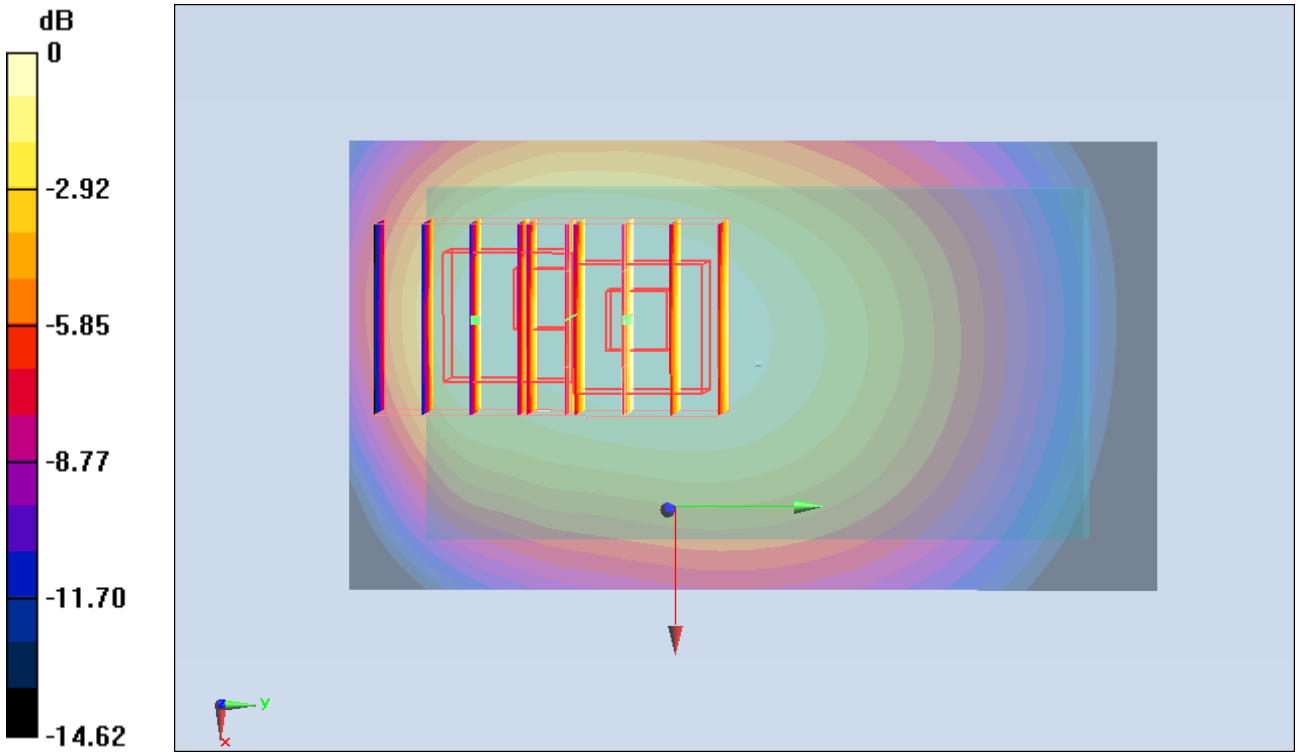

0 dB = 0.630mW/g

#02 GSM850_GPRS8_Back_1cm_Ch189_2D

DUT: 1D2305

Communication System: GSM850; Frequency: 836.4 MHz;Duty Cycle: 1:8.3
Medium: MSL_850_111216 Medium parameters used : f = 836.4 MHz; σ = 0.965 mho/m; ε_r = 54.481; ρ = 1000 kg/m^3
Ambient Temperature：22.5 ℃; Liquid Temperature：21.5 ℃

DASY5 Configuration:
- Probe: ET3DV6 - SN1788; ConvF(6.24, 6.24, 6.24); Calibrated: 2011/9/28
- Sensor-Surface: 4mm (Mechanical Surface Detection)
- Electronics: DAE3 Sn577; Calibrated: 2011/6/20
- Phantom: SAM Left; Type: QD000P40CD; Serial: TP:1542
- Measurement SW: DASY52, Version 52.6 (2); SEMCAD X Version 14.4.5 (3634)

Ch189/Area Scan (41x71x1): Measurement grid: dx=20mm, dy=20mm
Maximum value of SAR (interpolated) = 0.662 mW/g

Ch189/Zoom Scan (5x5x7)/Cube 0: Measurement grid: dx=8mm, dy=8mm, dz=5mm
Reference Value = 24.346 V/m; Power Drift = -0.09 dB
Peak SAR (extrapolated) = 0.798 W/kg
SAR(1 g) = 0.622 mW/g; SAR(10 g) = 0.450 mW/g
Maximum value of SAR (measured) = 0.660 mW/g

Ch189/Zoom Scan (5x5x7)/Cube 1: Measurement grid: dx=8mm, dy=8mm, dz=5mm
Reference Value = 24.346 V/m; Power Drift = -0.09 dB
Peak SAR (extrapolated) = 0.827 W/kg
SAR(1 g) = 0.572 mW/g; SAR(10 g) = 0.373 mW/g
Maximum value of SAR (measured) = 0.630 mW/g

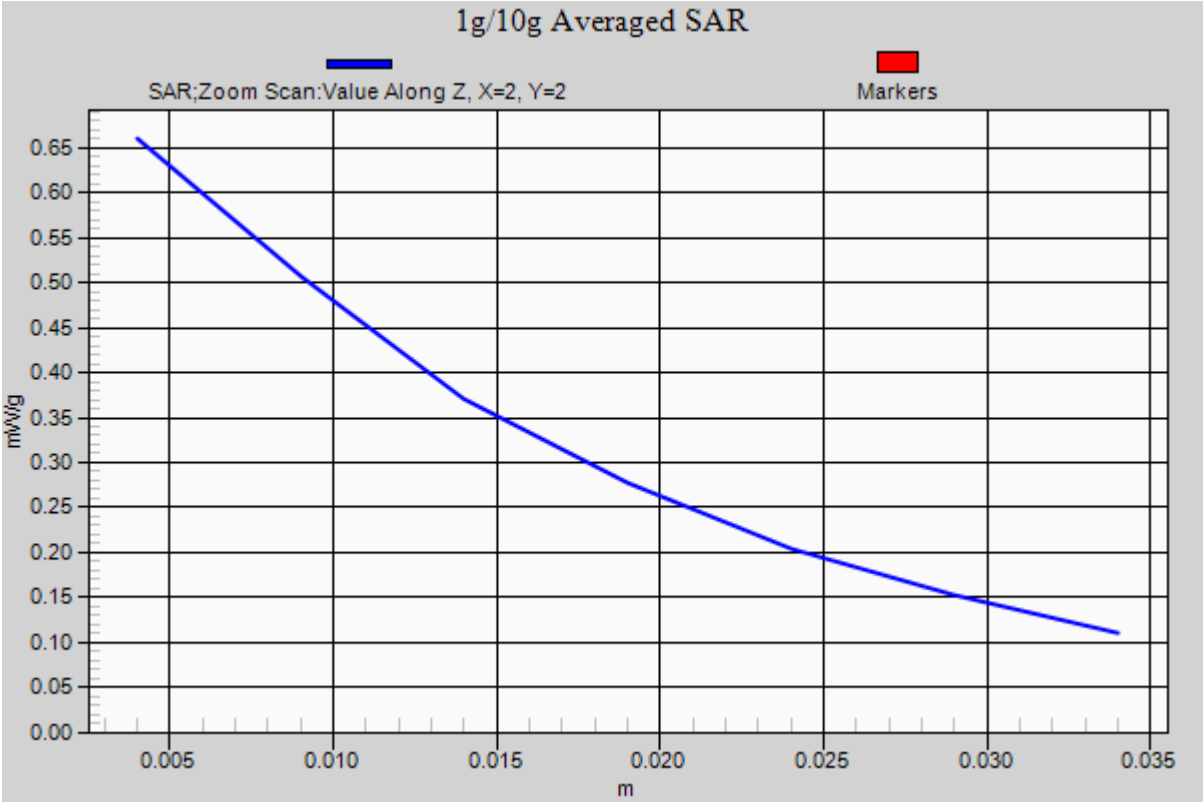
1g/10g Averaged SAR
SAR;Zoom Scan:Value Along Z, X=2, Y=2
Markers
mW/g
0.65
0.60
0.55
0.50
0.45
0.40
0.35
0.30
0.25
0.20
0.15
0.10
0.05
0.00
0.005
0.010
0.015
0.020
0.025
0.030
0.035
m

#03 GSM850_GPRS8_Left Side_1cm_Ch189

DUT: 1D2305

Communication System: GSM850; Frequency: 836.4 MHz;Duty Cycle: 1:8.3
Medium: MSL_850_111216 Medium parameters used : f = 836.4 MHz; σ = 0.965 mho/m; ε_r = 54.481; ρ = 1000 kg/m^3
Ambient Temperature：22.5 ℃； Liquid Temperature：21.5 ℃

DASY5 Configuration:
- Probe: ET3DV6 - SN1788; ConvF(6.24, 6.24, 6.24); Calibrated: 2011/9/28
- Sensor-Surface: 4mm (Mechanical Surface Detection)
- Electronics: DAE3 Sn577; Calibrated: 2011/6/20
- Phantom: SAM Left; Type: QD000P40CD; Serial: TP:1542
- Measurement SW: DASY52, Version 52.6 (2); SEMCAD X Version 14.4.5 (3634)

Ch189/Area Scan (21x71x1): Measurement grid: dx=20mm, dy=20mm
Maximum value of SAR (interpolated) = 0.313 mW/g

Ch189/Zoom Scan (5x5x7)/Cube 0: Measurement grid: dx=8mm, dy=8mm, dz=5mm
Reference Value = 18.501 V/m; Power Drift = 0.03 dB
Peak SAR (extrapolated) = 0.415 W/kg
SAR(1 g) = 0.299 mW/g; SAR(10 g) = 0.206 mW/g
Maximum value of SAR (measured) = 0.320 mW/g

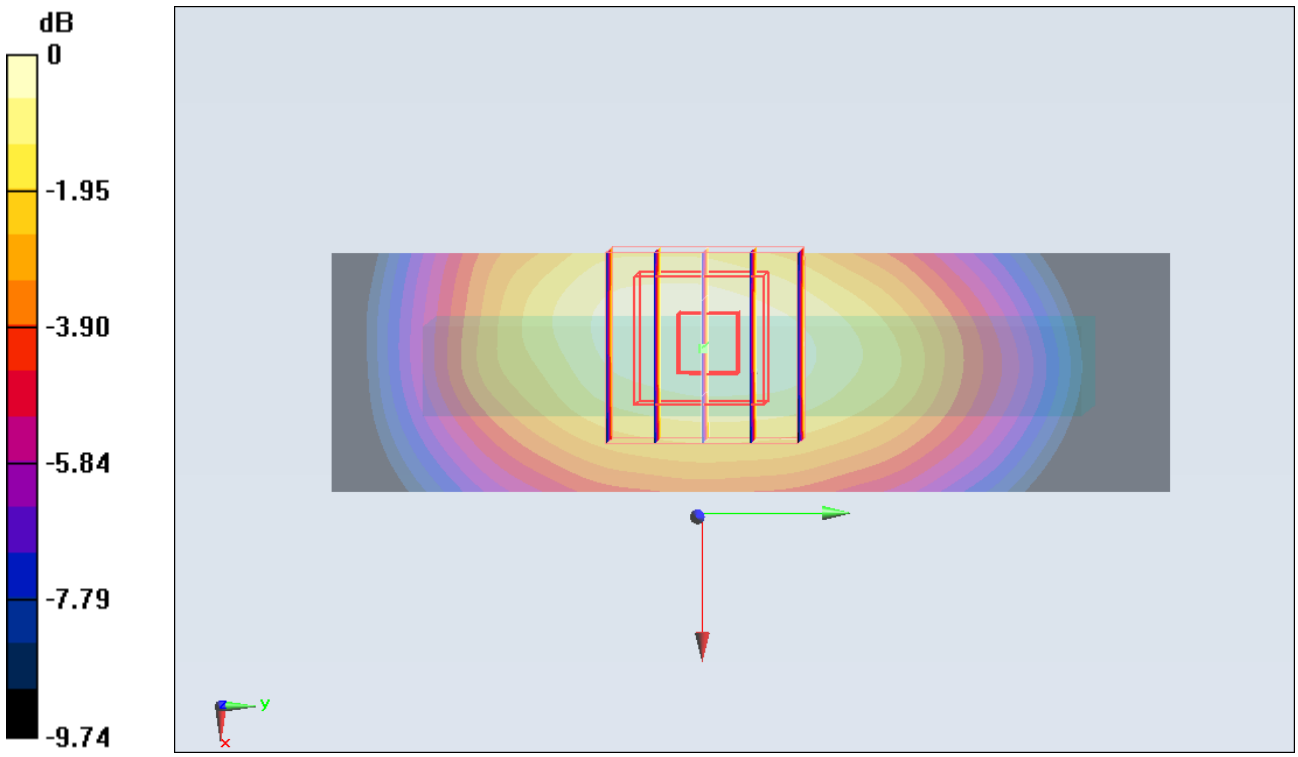

0 dB = 0.320mW/g

#04 GSM850_GPRS8_Right Side_1cm_Ch189

DUT: 1D2305

Communication System: GSM850; Frequency: 836.4 MHz;Duty Cycle: 1:8.3
Medium: MSL_850_111216 Medium parameters used : f = 836.4 MHz; σ = 0.965 mho/m; ε_r = 54.481; ρ = 1000 kg/m^3
Ambient Temperature：22.5 ℃； Liquid Temperature：21.5 ℃

DASY5 Configuration:
- Probe: ET3DV6 - SN1788; ConvF(6.24, 6.24, 6.24); Calibrated: 2011/9/28
- Sensor-Surface: 4mm (Mechanical Surface Detection)
- Electronics: DAE3 Sn577; Calibrated: 2011/6/20
- Phantom: SAM Left; Type: QD000P40CD; Serial: TP:1542
- Measurement SW: DASY52, Version 52.6 (2); SEMCAD X Version 14.4.5 (3634)

Ch189/Area Scan (21x71x1): Measurement grid: dx=20mm, dy=20mm
Maximum value of SAR (interpolated) = 0.242 mW/g

Ch189/Zoom Scan (5x5x7)/Cube 0: Measurement grid: dx=8mm, dy=8mm, dz=5mm
Reference Value = 16.148 V/m; Power Drift = 0.04 dB
Peak SAR (extrapolated) = 0.311 W/kg
SAR(1 g) = 0.225 mW/g; SAR(10 g) = 0.155 mW/g
Maximum value of SAR (measured) = 0.241 mW/g

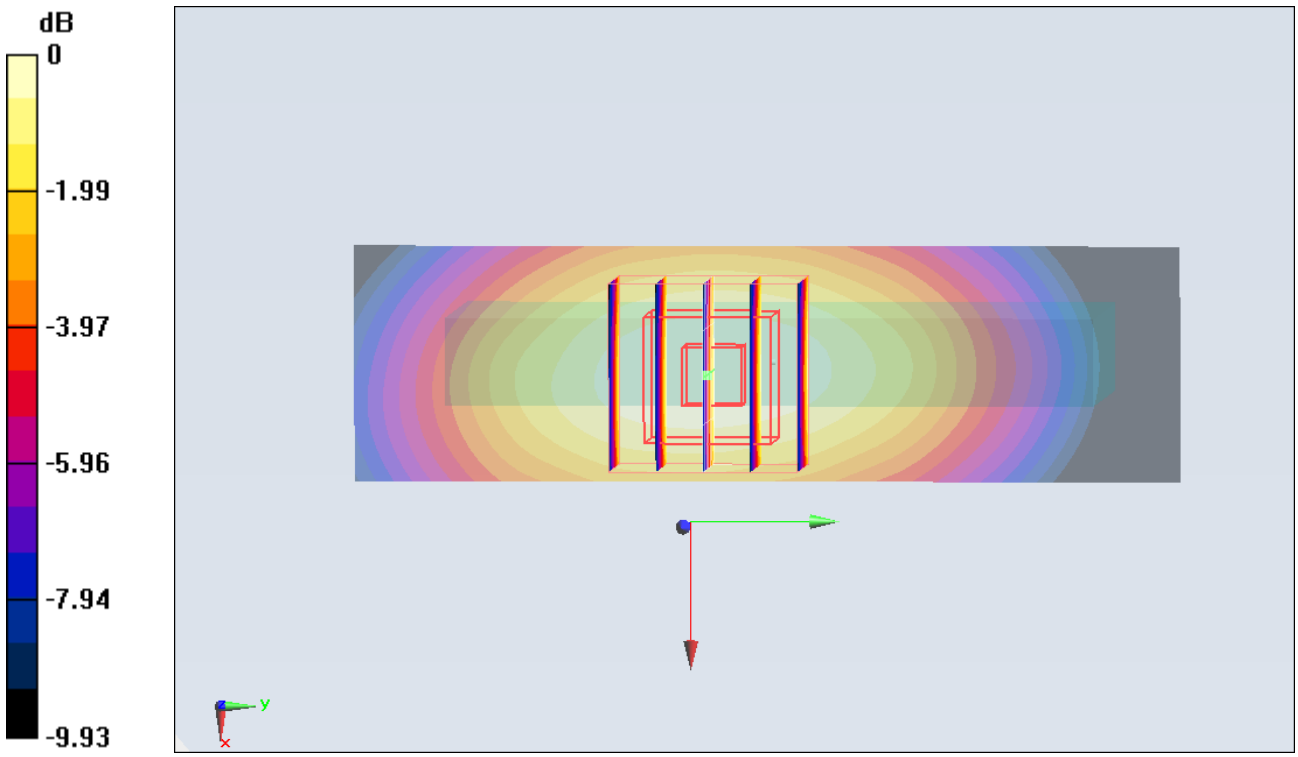

0 dB = 0.240mW/g

#06 GSM850_GPRS8_Bottom Side_1cm_Ch189

DUT: 1D2305

Communication System: GSM850; Frequency: 836.4 MHz;Duty Cycle: 1:8.3
Medium: MSL_850_111216 Medium parameters used : f = 836.4 MHz; σ = 0.965 mho/m; ε_r = 54.481; ρ = 1000 kg/m^3
Ambient Temperature：22.5 ℃； Liquid Temperature：21.5 ℃

DASY5 Configuration:
- Probe: ET3DV6 - SN1788; ConvF(6.24, 6.24, 6.24); Calibrated: 2011/9/28
- Sensor-Surface: 4mm (Mechanical Surface Detection)
- Electronics: DAE3 Sn577; Calibrated: 2011/6/20
- Phantom: SAM Left; Type: QD000P40CD; Serial: TP:1542
- Measurement SW: DASY52, Version 52.6 (2); SEMCAD X Version 14.4.5 (3634)

Ch189/Area Scan (21x51x1): Measurement grid: dx=20mm, dy=20mm
Maximum value of SAR (interpolated) = 0.076 mW/g

Ch189/Zoom Scan (5x5x7)/Cube 0: Measurement grid: dx=8mm, dy=8mm, dz=5mm
Reference Value = 7.786 V/m; Power Drift = 0.15 dB
Peak SAR (extrapolated) = 0.154 W/kg
SAR(1 g) = 0.071 mW/g; SAR(10 g) = 0.039 mW/g
Maximum value of SAR (measured) = 0.075 mW/g

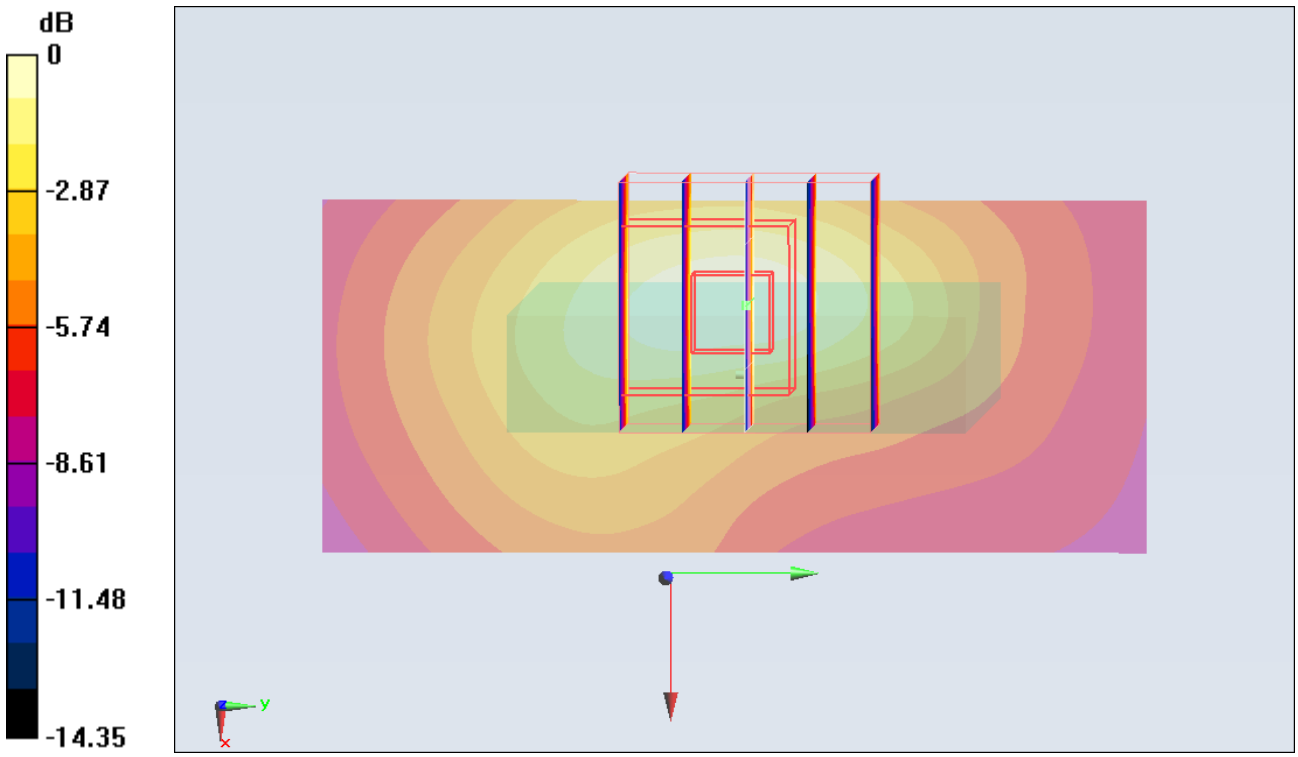

0 dB = 0.080mW/g

#01 GSM850_GPRS8_Front_1cm_Ch189

DUT: 1D2305

Communication System: GSM850; Frequency: 836.4 MHz;Duty Cycle: 1:8.3
Medium: MSL_850_111216 Medium parameters used : f = 836.4 MHz; σ = 0.965 mho/m; ε_r = 54.481; ρ = 1000 kg/m^3
Ambient Temperature：22.5 ℃； Liquid Temperature：21.5 ℃

DASY5 Configuration:
- Probe: ET3DV6 - SN1788; ConvF(6.24, 6.24, 6.24); Calibrated: 2011/9/28
- Sensor-Surface: 4mm (Mechanical Surface Detection)
- Electronics: DAE3 Sn577; Calibrated: 2011/6/20
- Phantom: SAM Left; Type: QD000P40CD; Serial: TP:1542
- Measurement SW: DASY52, Version 52.6 (2); SEMCAD X Version 14.4.5 (3634)

Ch189/Area Scan (41x71x1): Measurement grid: dx=20mm, dy=20mm
Maximum value of SAR (interpolated) = 0.347 mW/g

Ch189/Zoom Scan (5x5x7)/Cube 0: Measurement grid: dx=8mm, dy=8mm, dz=5mm
Reference Value = 18.697 V/m; Power Drift = -0.02 dB
Peak SAR (extrapolated) = 0.404 W/kg
SAR(1 g) = 0.328 mW/g; SAR(10 g) = 0.239 mW/g
Maximum value of SAR (measured) = 0.348 mW/g

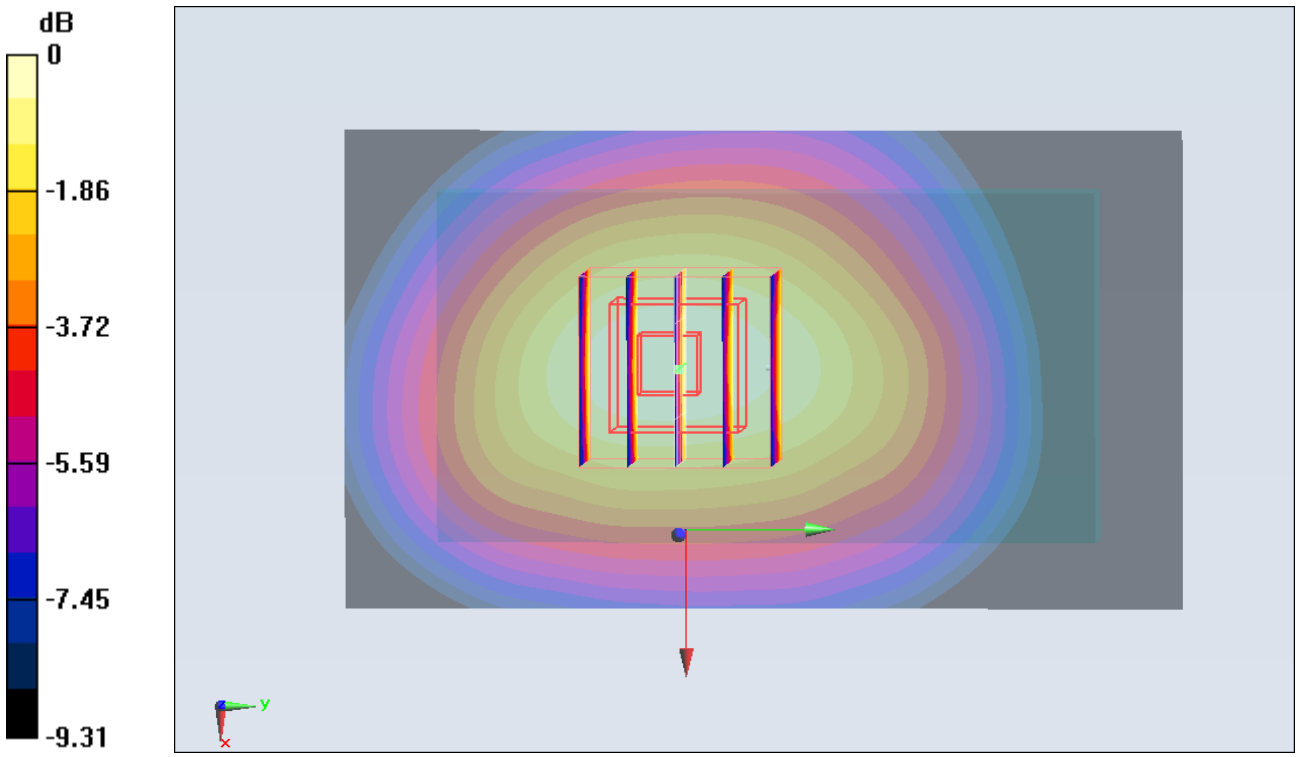

0 dB = 0.350mW/g

#02 GSM850_GPRS8_Back_1cm_Ch189

DUT: 1D2305

Communication System: GSM850; Frequency: 836.4 MHz;Duty Cycle: 1:8.3
Medium: MSL_850_111216 Medium parameters used : f = 836.4 MHz; σ = 0.965 mho/m; ε_r = 54.481; ρ = 1000 kg/m^3
Ambient Temperature：22.5 ℃; Liquid Temperature：21.5 ℃

DASY5 Configuration:
- Probe: ET3DV6 - SN1788; ConvF(6.24, 6.24, 6.24); Calibrated: 2011/9/28
- Sensor-Surface: 4mm (Mechanical Surface Detection)
- Electronics: DAE3 Sn577; Calibrated: 2011/6/20
- Phantom: SAM Left; Type: QD000P40CD; Serial: TP:1542
- Measurement SW: DASY52, Version 52.6 (2); SEMCAD X Version 14.4.5 (3634)

Ch189/Area Scan (41x71x1): Measurement grid: dx=20mm, dy=20mm
Maximum value of SAR (interpolated) = 0.662 mW/g

Ch189/Zoom Scan (5x5x7)/Cube 0: Measurement grid: dx=8mm, dy=8mm, dz=5mm
Reference Value = 24.346 V/m; Power Drift = -0.09 dB
Peak SAR (extrapolated) = 0.798 W/kg
SAR(1 g) = 0.622 mW/g; SAR(10 g) = 0.450 mW/g
Maximum value of SAR (measured) = 0.660 mW/g

Ch189/Zoom Scan (5x5x7)/Cube 1: Measurement grid: dx=8mm, dy=8mm, dz=5mm
Reference Value = 24.346 V/m; Power Drift = -0.09 dB
Peak SAR (extrapolated) = 0.827 W/kg
SAR(1 g) = 0.572 mW/g; SAR(10 g) = 0.373 mW/g
Maximum value of SAR (measured) = 0.630 mW/g

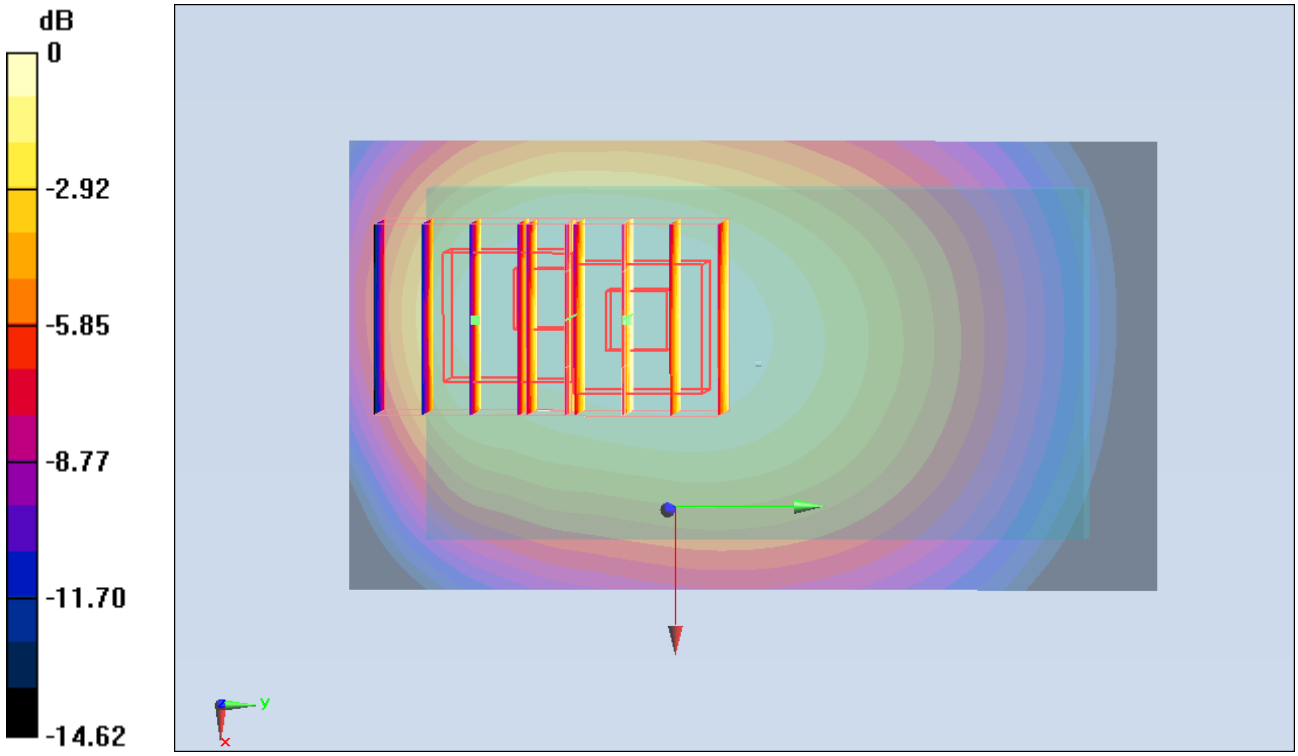

0 dB = 0.630mW/g

#07 GSM850_GPRS8_Back_1cm_Ch189_Earphone

DUT: 1D2305

Communication System: GSM850; Frequency: 836.4 MHz;Duty Cycle: 1:8.3
Medium: MSL_850_111216 Medium parameters used : f = 836.4 MHz; σ = 0.965 mho/m; ε_r = 54.481; ρ = 1000 kg/m^3
Ambient Temperature：22.5 ℃; Liquid Temperature：21.5 ℃

DASY5 Configuration:
- Probe: ET3DV6 - SN1788; ConvF(6.24, 6.24, 6.24); Calibrated: 2011/9/28
- Sensor-Surface: 4mm (Mechanical Surface Detection)
- Electronics: DAE3 Sn577; Calibrated: 2011/6/20
- Phantom: SAM Left; Type: QD000P40CD; Serial: TP:1542
- Measurement SW: DASY52, Version 52.6 (2); SEMCAD X Version 14.4.5 (3634)

Ch189/Area Scan (51x91x1): Measurement grid: dx=15mm, dy=15mm
Maximum value of SAR (interpolated) = 0.629 mW/g

Ch189/Zoom Scan (5x5x7)/Cube 0: Measurement grid: dx=8mm, dy=8mm, dz=5mm
Reference Value = 23.118 V/m; Power Drift = -0.04 dB
Peak SAR (extrapolated) = 0.777 W/kg
SAR(1 g) = 0.590 mW/g; SAR(10 g) = 0.423 mW/g
Maximum value of SAR (measured) = 0.628 mW/g

Ch189/Zoom Scan (5x5x7)/Cube 1: Measurement grid: dx=8mm, dy=8mm, dz=5mm
Reference Value = 23.118 V/m; Power Drift = -0.04 dB
Peak SAR (extrapolated) = 0.831 W/kg
SAR(1 g) = 0.557 mW/g; SAR(10 g) = 0.366 mW/g
Maximum value of SAR (measured) = 0.613 mW/g

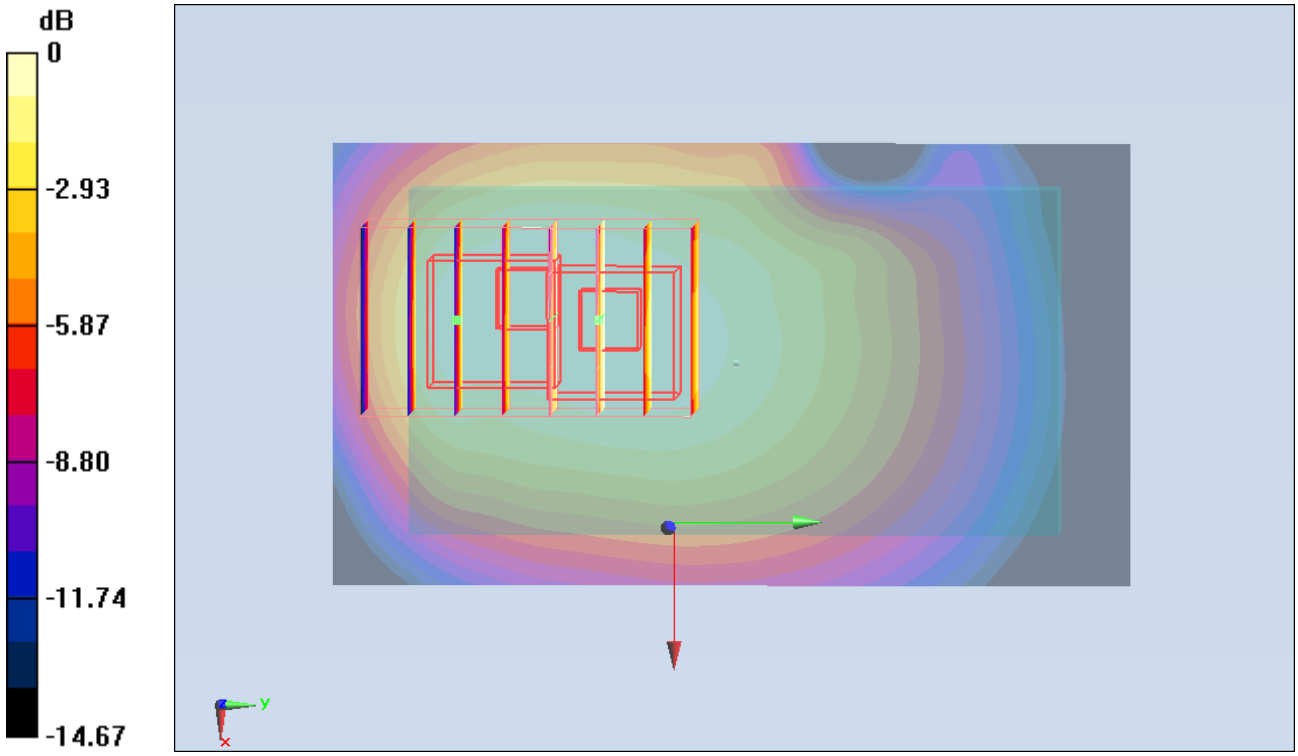

0 dB = 0.610mW/g

#08 GSM1900_GPRS8_Front_1cm_Ch512

DUT: 1D2305

Communication System: PCS; Frequency: 1850.2 MHz;Duty Cycle: 1:8.3
Medium: MSL_1900_111216 Medium parameters used : f = 1850.2 MHz; σ = 1.492 mho/m; ε_r = 52.722; ρ = 1000 kg/m^3
Ambient Temperature：22.5 ℃； Liquid Temperature：21.5 ℃

DASY5 Configuration:
- Probe: ET3DV6 - SN1788; ConvF(4.5, 4.5, 4.5); Calibrated: 2011/9/28
- Sensor-Surface: 4mm (Mechanical Surface Detection)
- Electronics: DAE3 Sn577; Calibrated: 2011/6/20
- Phantom: SAM Right; Type: QD000P40CD; Serial: TP:1644
- Measurement SW: DASY52, Version 52.6 (2); SEMCAD X Version 14.4.5 (3634)

Ch512/Area Scan (41x71x1): Measurement grid: dx=20mm, dy=20mm
Maximum value of SAR (interpolated) = 0.356 mW/g

Ch512/Zoom Scan (5x5x7)/Cube 0: Measurement grid: dx=8mm, dy=8mm, dz=5mm
Reference Value = 7.751 V/m; Power Drift = 0.11 dB
Peak SAR (extrapolated) = 0.497 W/kg
SAR(1 g) = 0.319 mW/g; SAR(10 g) = 0.206 mW/g
Maximum value of SAR (measured) = 0.341 mW/g

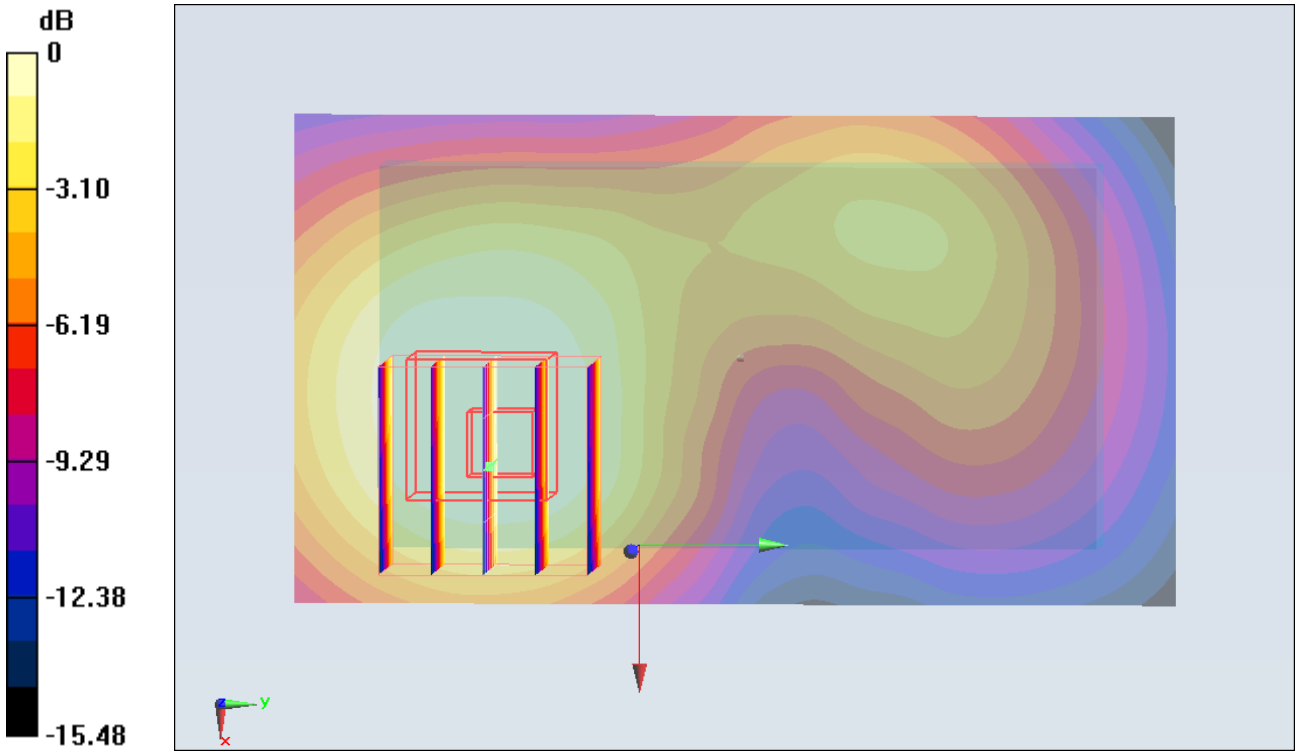

0 dB = 0.340mW/g

#09 GSM1900_GPRS8_Back_1cm_Ch512

DUT: 1D2305

Communication System: PCS; Frequency: 1850.2 MHz;Duty Cycle: 1:8.3
Medium: MSL_1900_111216 Medium parameters used : f = 1850.2 MHz; σ = 1.492 mho/m; ε_r = 52.722; ρ = 1000 kg/m^3
Ambient Temperature：22.5 ℃； Liquid Temperature：21.5 ℃

DASY5 Configuration:
- Probe: ET3DV6 - SN1788; ConvF(4.5, 4.5, 4.5); Calibrated: 2011/9/28
- Sensor-Surface: 4mm (Mechanical Surface Detection)
- Electronics: DAE3 Sn577; Calibrated: 2011/6/20
- Phantom: SAM Right; Type: QD000P40CD; Serial: TP:1644
- Measurement SW: DASY52, Version 52.6 (2); SEMCAD X Version 14.4.5 (3634)

Ch512/Area Scan (41x71x1): Measurement grid: dx=20mm, dy=20mm
Maximum value of SAR (interpolated) = 1.051 mW/g

Ch512/Zoom Scan (5x5x7)/Cube 0: Measurement grid: dx=8mm, dy=8mm, dz=5mm
Reference Value = 11.493 V/m; Power Drift = 0.04 dB
Peak SAR (extrapolated) = 1.467 W/kg
SAR(1 g) = 0.882 mW/g; SAR(10 g) = 0.542 mW/g
Maximum value of SAR (measured) = 0.941 mW/g

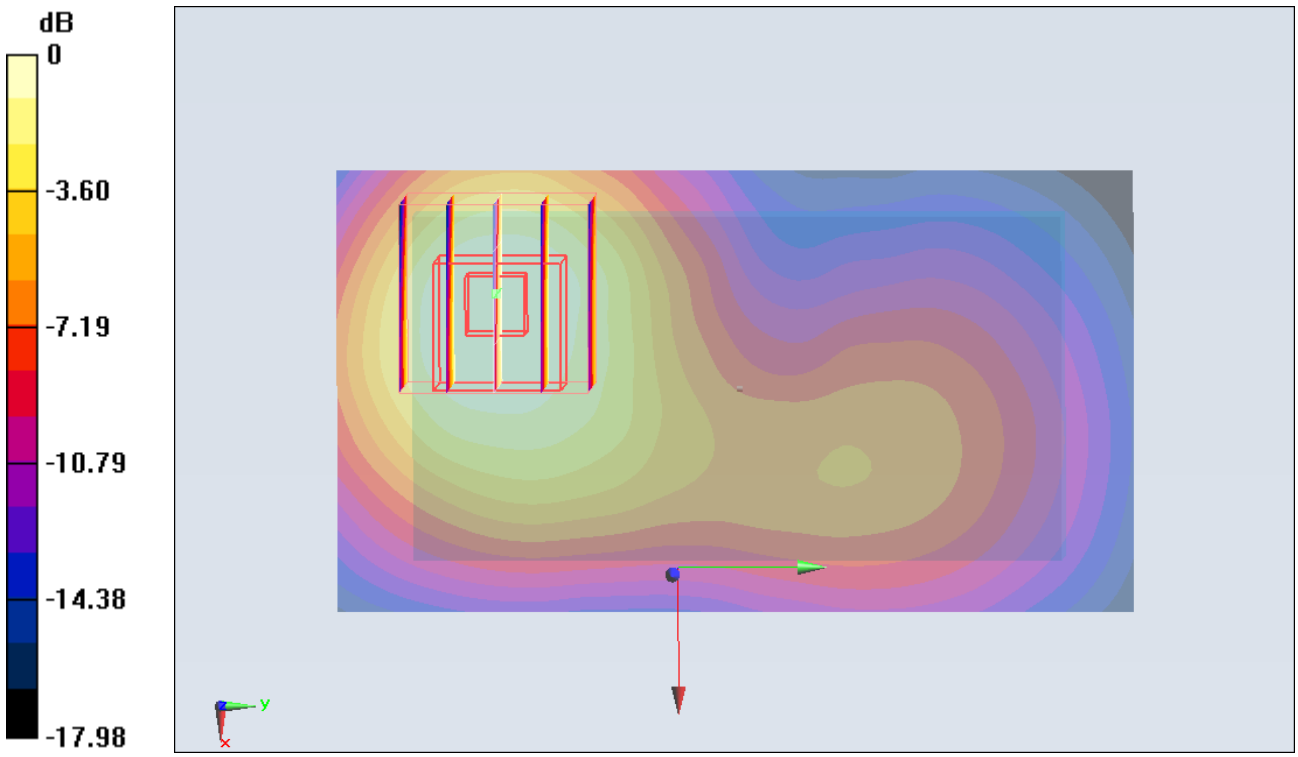

0 dB = 0.940mW/g

#10 GSM1900_GPRS8_Left Side_1cm_Ch512

DUT: 1D2305

Communication System: PCS; Frequency: 1850.2 MHz;Duty Cycle: 1:8.3
Medium: MSL_1900_111216 Medium parameters used : f = 1850.2 MHz; σ = 1.492 mho/m; ε_r = 52.722; ρ = 1000 kg/m^3
Ambient Temperature：22.5 ℃； Liquid Temperature：21.5 ℃

DASY5 Configuration:
- Probe: ET3DV6 - SN1788; ConvF(4.5, 4.5, 4.5); Calibrated: 2011/9/28
- Sensor-Surface: 4mm (Mechanical Surface Detection)
- Electronics: DAE3 Sn577; Calibrated: 2011/6/20
- Phantom: SAM Right; Type: QD000P40CD; Serial: TP:1644
- Measurement SW: DASY52, Version 52.6 (2); SEMCAD X Version 14.4.5 (3634)

Ch512/Area Scan (21x71x1): Measurement grid: dx=20mm, dy=20mm
Maximum value of SAR (interpolated) = 0.138 mW/g

Ch512/Zoom Scan (5x5x7)/Cube 0: Measurement grid: dx=8mm, dy=8mm, dz=5mm
Reference Value = 8.333 V/m; Power Drift = 0.08 dB
Peak SAR (extrapolated) = 0.191 W/kg
SAR(1 g) = 0.123 mW/g; SAR(10 g) = 0.074 mW/g
Maximum value of SAR (measured) = 0.132 mW/g

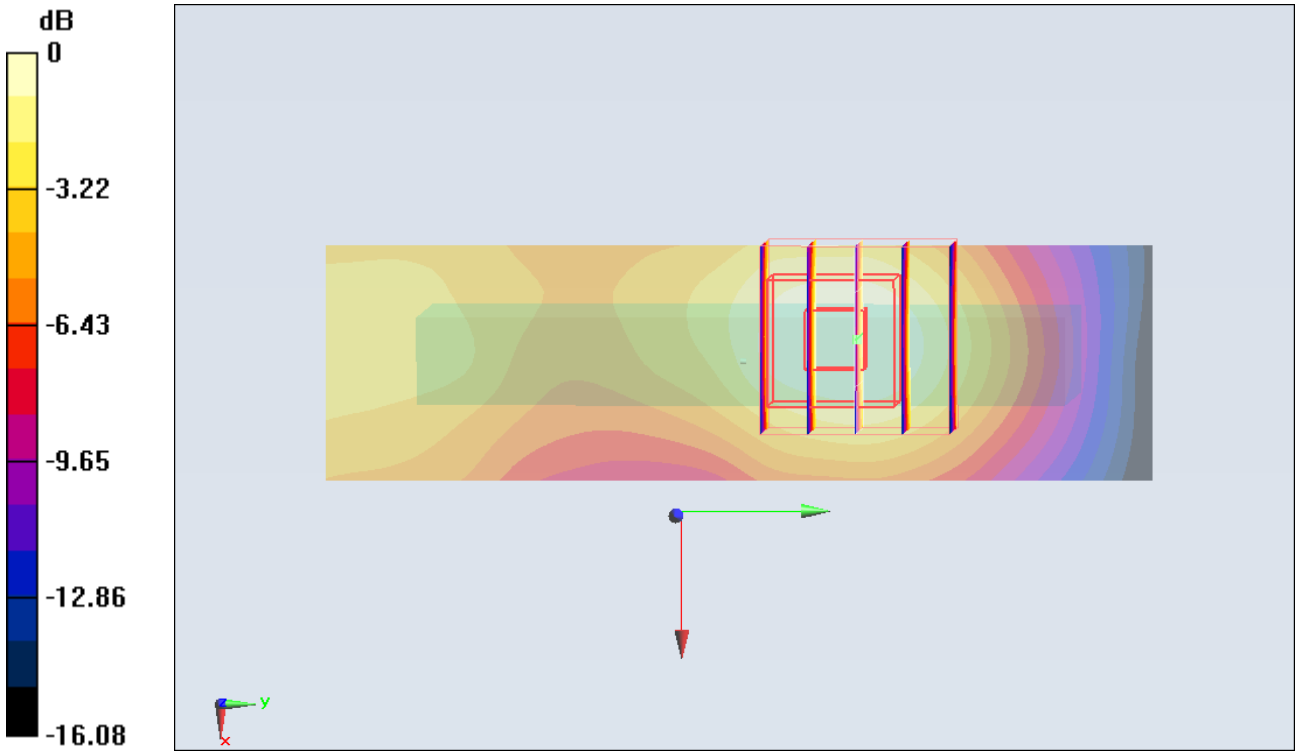

0 dB = 0.130mW/g

#11 GSM1900_GPRS8_Right Side_1cm_Ch512

DUT: 1D2305

Communication System: PCS; Frequency: 1850.2 MHz;Duty Cycle: 1:8.3
Medium: MSL_1900_111216 Medium parameters used : f = 1850.2 MHz; σ = 1.492 mho/m; ε_r = 52.722; ρ = 1000 kg/m^3
Ambient Temperature：22.5 ℃； Liquid Temperature：21.5 ℃

DASY5 Configuration:
- Probe: ET3DV6 - SN1788; ConvF(4.5, 4.5, 4.5); Calibrated: 2011/9/28
- Sensor-Surface: 4mm (Mechanical Surface Detection)
- Electronics: DAE3 Sn577; Calibrated: 2011/6/20
- Phantom: SAM Right; Type: QD000P40CD; Serial: TP:1644
- Measurement SW: DASY52, Version 52.6 (2); SEMCAD X Version 14.4.5 (3634)

Ch512/Area Scan (21x71x1): Measurement grid: dx=20mm, dy=20mm
Maximum value of SAR (interpolated) = 0.224 mW/g

Ch512/Zoom Scan (5x5x7)/Cube 0: Measurement grid: dx=8mm, dy=8mm, dz=5mm
Reference Value = 9.250 V/m; Power Drift = 0.09 dB
Peak SAR (extrapolated) = 0.300 W/kg
SAR(1 g) = 0.196 mW/g; SAR(10 g) = 0.111 mW/g
Maximum value of SAR (measured) = 0.220 mW/g

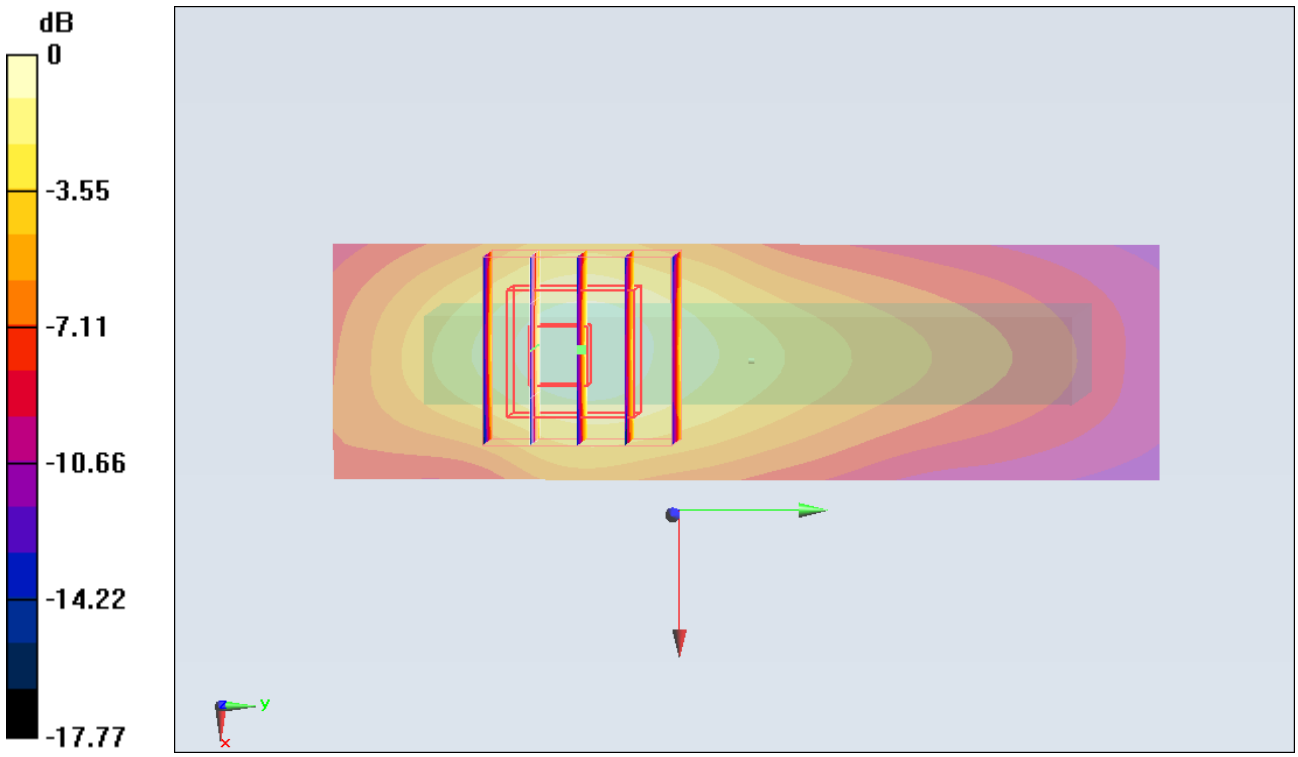

0 dB = 0.220mW/g

#13 GSM1900_GPRS8_Bottom Side_1cm_Ch512

DUT: 1D2305

Communication System: PCS; Frequency: 1850.2 MHz;Duty Cycle: 1:8.3
Medium: MSL_1900_111216 Medium parameters used : f = 1850.2 MHz; σ = 1.492 mho/m; ε_r = 52.722; ρ = 1000 kg/m^3
Ambient Temperature：22.5 ℃； Liquid Temperature：21.5 ℃

DASY5 Configuration:
- Probe: ET3DV6 - SN1788; ConvF(4.5, 4.5, 4.5); Calibrated: 2011/9/28
- Sensor-Surface: 4mm (Mechanical Surface Detection)
- Electronics: DAE3 Sn577; Calibrated: 2011/6/20
- Phantom: SAM Right; Type: QD000P40CD; Serial: TP:1644
- Measurement SW: DASY52, Version 52.6 (2); SEMCAD X Version 14.4.5 (3634)

Ch512/Area Scan (21x41x1): Measurement grid: dx=20mm, dy=20mm
Maximum value of SAR (interpolated) = 0.680 mW/g

Ch512/Zoom Scan (5x5x7)/Cube 0: Measurement grid: dx=8mm, dy=8mm, dz=5mm
Reference Value = 22.234 V/m; Power Drift = 0.07 dB
Peak SAR (extrapolated) = 1.063 W/kg
SAR(1 g) = 0.647 mW/g; SAR(10 g) = 0.361 mW/g
Maximum value of SAR (measured) = 0.710 mW/g

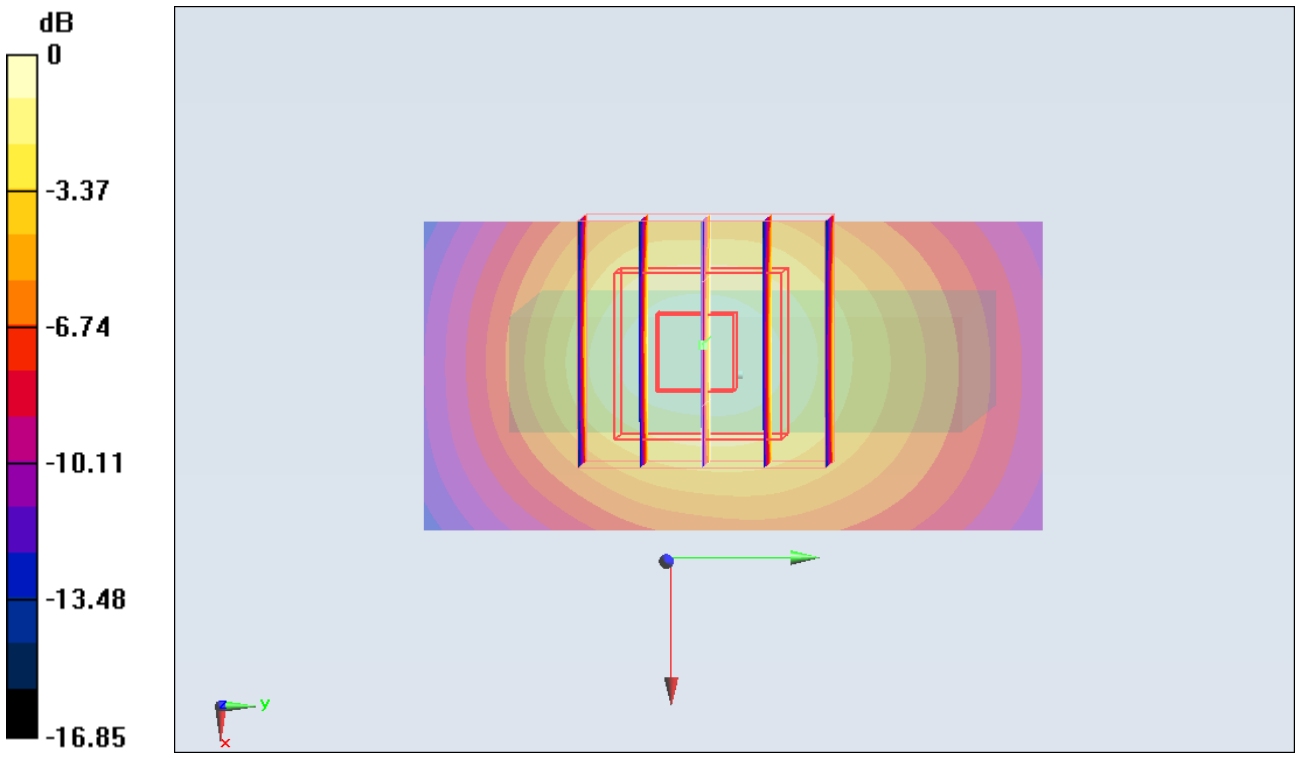

0 dB = 0.710mW/g

#08 GSM1900_GPRS8_Front_1cm_Ch512

DUT: 1D2305

Communication System: PCS; Frequency: 1850.2 MHz;Duty Cycle: 1:8.3
Medium: MSL_1900_111216 Medium parameters used : f = 1850.2 MHz; σ = 1.492 mho/m; ε_r = 52.722; ρ = 1000 kg/m^3
Ambient Temperature：22.5 ℃； Liquid Temperature：21.5 ℃

DASY5 Configuration:
- Probe: ET3DV6 - SN1788; ConvF(4.5, 4.5, 4.5); Calibrated: 2011/9/28
- Sensor-Surface: 4mm (Mechanical Surface Detection)
- Electronics: DAE3 Sn577; Calibrated: 2011/6/20
- Phantom: SAM Right; Type: QD000P40CD; Serial: TP:1644
- Measurement SW: DASY52, Version 52.6 (2); SEMCAD X Version 14.4.5 (3634)

Ch512/Area Scan (41x71x1): Measurement grid: dx=20mm, dy=20mm
Maximum value of SAR (interpolated) = 0.356 mW/g

Ch512/Zoom Scan (5x5x7)/Cube 0: Measurement grid: dx=8mm, dy=8mm, dz=5mm
Reference Value = 7.751 V/m; Power Drift = 0.11 dB
Peak SAR (extrapolated) = 0.497 W/kg
SAR(1 g) = 0.319 mW/g; SAR(10 g) = 0.206 mW/g
Maximum value of SAR (measured) = 0.341 mW/g

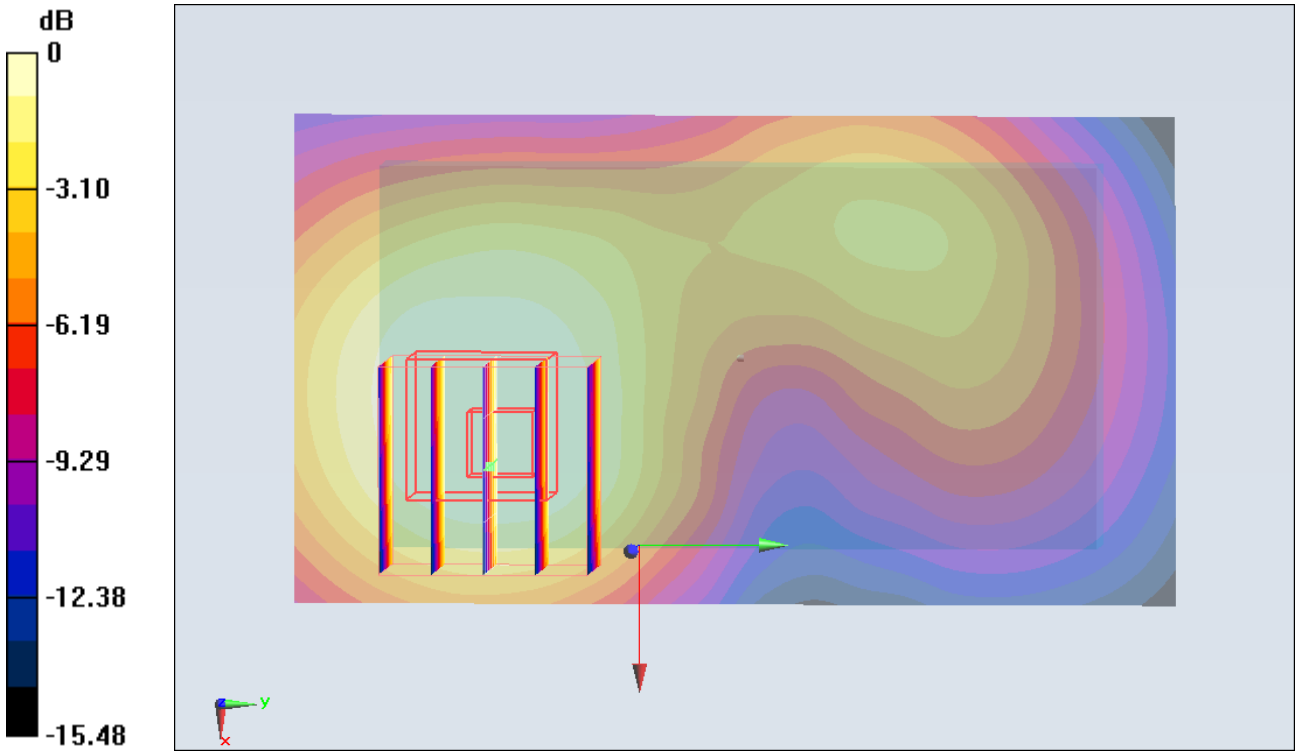

0 dB = 0.340mW/g

#09 GSM1900_GPRS8_Back_1cm_Ch512

DUT: 1D2305

Communication System: PCS; Frequency: 1850.2 MHz;Duty Cycle: 1:8.3
Medium: MSL_1900_111216 Medium parameters used : f = 1850.2 MHz; σ = 1.492 mho/m; ε_r = 52.722; ρ = 1000 kg/m^3
Ambient Temperature：22.5 ℃； Liquid Temperature：21.5 ℃

DASY5 Configuration:
- Probe: ET3DV6 - SN1788; ConvF(4.5, 4.5, 4.5); Calibrated: 2011/9/28
- Sensor-Surface: 4mm (Mechanical Surface Detection)
- Electronics: DAE3 Sn577; Calibrated: 2011/6/20
- Phantom: SAM Right; Type: QD000P40CD; Serial: TP:1644
- Measurement SW: DASY52, Version 52.6 (2); SEMCAD X Version 14.4.5 (3634)

Ch512/Area Scan (41x71x1): Measurement grid: dx=20mm, dy=20mm
Maximum value of SAR (interpolated) = 1.051 mW/g

Ch512/Zoom Scan (5x5x7)/Cube 0: Measurement grid: dx=8mm, dy=8mm, dz=5mm
Reference Value = 11.493 V/m; Power Drift = 0.04 dB
Peak SAR (extrapolated) = 1.467 W/kg
SAR(1 g) = 0.882 mW/g; SAR(10 g) = 0.542 mW/g
Maximum value of SAR (measured) = 0.941 mW/g

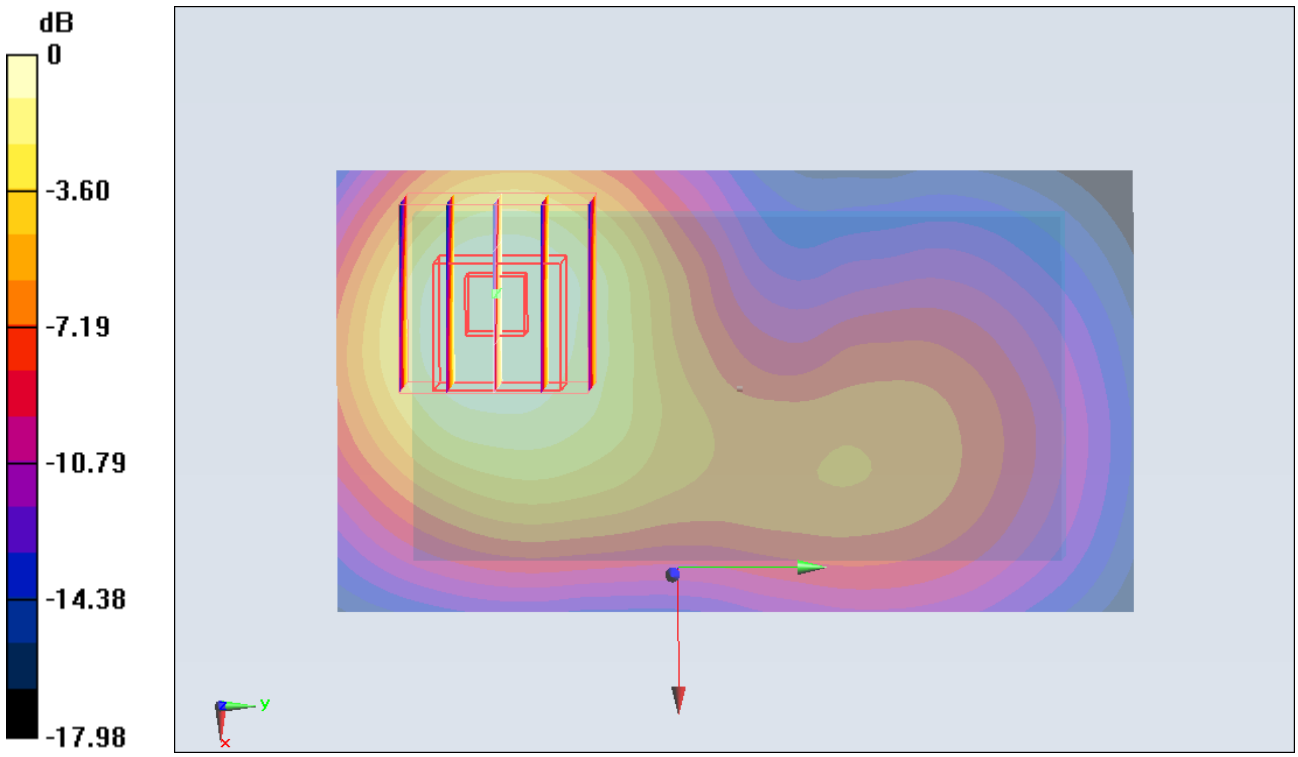

0 dB = 0.940mW/g

#15 GSM1900_GPRS8_Back_1cm_Ch661

DUT: 1D2305

Communication System: PCS; Frequency: 1880 MHz;Duty Cycle: 1:8.3
Medium: MSL_1900_111216 Medium parameters used: f = 1880 MHz; σ = 1.515 mho/m; ε_r = 52.615; ρ = 1000 kg/m^3
Ambient Temperature：22.5 ℃； Liquid Temperature：21.5 ℃

DASY5 Configuration:
- Probe: ET3DV6 - SN1788; ConvF(4.5, 4.5, 4.5); Calibrated: 2011/9/28
- Sensor-Surface: 4mm (Mechanical Surface Detection)
- Electronics: DAE3 Sn577; Calibrated: 2011/6/20
- Phantom: SAM Right; Type: QD000P40CD; Serial: TP:1644
- Measurement SW: DASY52, Version 52.6 (2); SEMCAD X Version 14.4.5 (3634)

Ch661/Area Scan (41x71x1): Measurement grid: dx=20mm, dy=20mm
Maximum value of SAR (interpolated) = 1.245 mW/g

Ch661/Zoom Scan (5x5x7)/Cube 0: Measurement grid: dx=8mm, dy=8mm, dz=5mm
Reference Value = 12.574 V/m; Power Drift = 0.03 dB
Peak SAR (extrapolated) = 1.732 W/kg
SAR(1 g) = 1.08 mW/g; SAR(10 g) = 0.658 mW/g
Maximum value of SAR (measured) = 1.143 mW/g

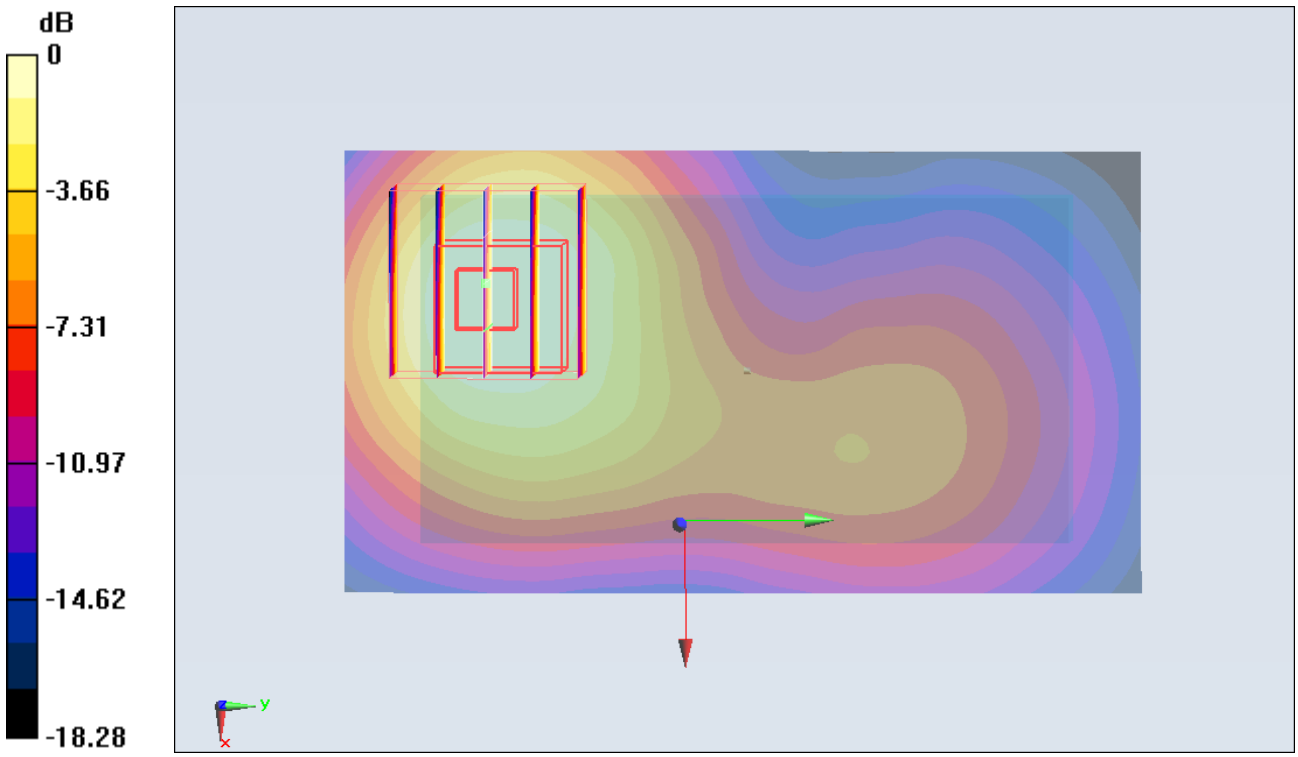

0 dB = 1.140mW/g

#16 GSM1900_GPRS8_Back_1cm_Ch810

DUT: 1D2305

Communication System: PCS; Frequency: 1909.8 MHz;Duty Cycle: 1:8.3
Medium: MSL_1900_111216 Medium parameters used: f = 1910 MHz; σ = 1.542 mho/m; ε_r = 52.458; ρ = 1000 kg/m^3
Ambient Temperature：22.5 ℃； Liquid Temperature：21.5 ℃

DASY5 Configuration:
- Probe: ET3DV6 - SN1788; ConvF(4.5, 4.5, 4.5); Calibrated: 2011/9/28
- Sensor-Surface: 4mm (Mechanical Surface Detection)
- Electronics: DAE3 Sn577; Calibrated: 2011/6/20
- Phantom: SAM Right; Type: QD000P40CD; Serial: TP:1644
- Measurement SW: DASY52, Version 52.6 (2); SEMCAD X Version 14.4.5 (3634)

Ch810/Area Scan (41x71x1): Measurement grid: dx=20mm, dy=20mm
Maximum value of SAR (interpolated) = 1.223 mW/g

Ch810/Zoom Scan (5x5x7)/Cube 0: Measurement grid: dx=8mm, dy=8mm, dz=5mm
Reference Value = 12.307 V/m; Power Drift = -0.0046 dB
Peak SAR (extrapolated) = 1.730 W/kg
SAR(1 g) = 1.08 mW/g; SAR(10 g) = 0.648 mW/g
Maximum value of SAR (measured) = 1.154 mW/g

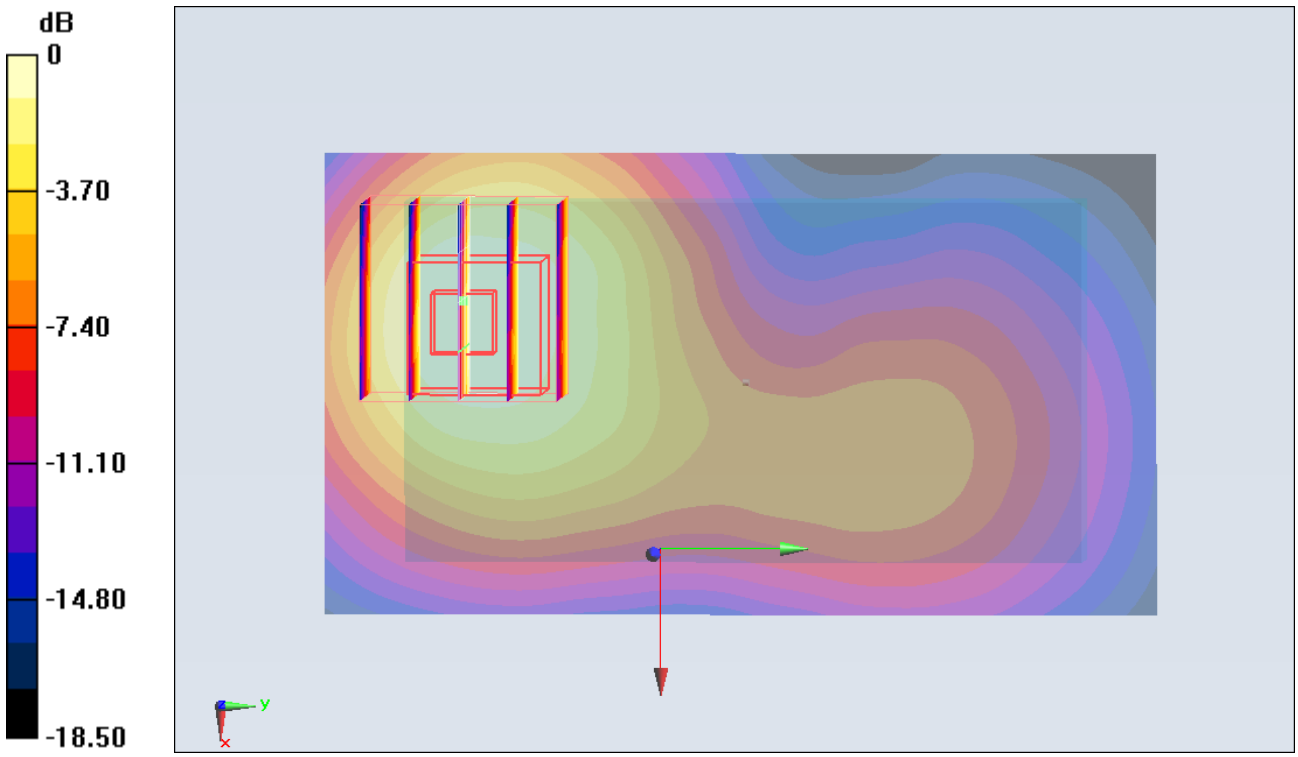

0 dB = 1.150mW/g

#14 GSM1900_GPRS8_Back_1cm_Ch661_Earphone

DUT: 1D2305

Communication System: PCS; Frequency: 1880 MHz;Duty Cycle: 1:8.3
Medium: MSL_1900_111216 Medium parameters used: f = 1880 MHz; σ = 1.515 mho/m; ε_r = 52.615; ρ = 1000 kg/m^3
Ambient Temperature：22.5 ℃； Liquid Temperature：21.5 ℃

DASY5 Configuration:
- Probe: ET3DV6 - SN1788; ConvF(4.5, 4.5, 4.5); Calibrated: 2011/9/28
- Sensor-Surface: 4mm (Mechanical Surface Detection)
- Electronics: DAE3 Sn577; Calibrated: 2011/6/20
- Phantom: SAM Right; Type: QD000P40CD; Serial: TP:1644
- Measurement SW: DASY52, Version 52.6 (2); SEMCAD X Version 14.4.5 (3634)

Ch661/Area Scan (41x71x1): Measurement grid: dx=20mm, dy=20mm
Maximum value of SAR (interpolated) = 1.282 mW/g

Ch661/Zoom Scan (5x5x7)/Cube 0: Measurement grid: dx=8mm, dy=8mm, dz=5mm
Reference Value = 11.090 V/m; Power Drift = 0.13 dB
Peak SAR (extrapolated) = 1.804 W/kg
SAR(1 g) = 1.13 mW/g; SAR(10 g) = 0.689 mW/g
Maximum value of SAR (measured) = 1.211 mW/g

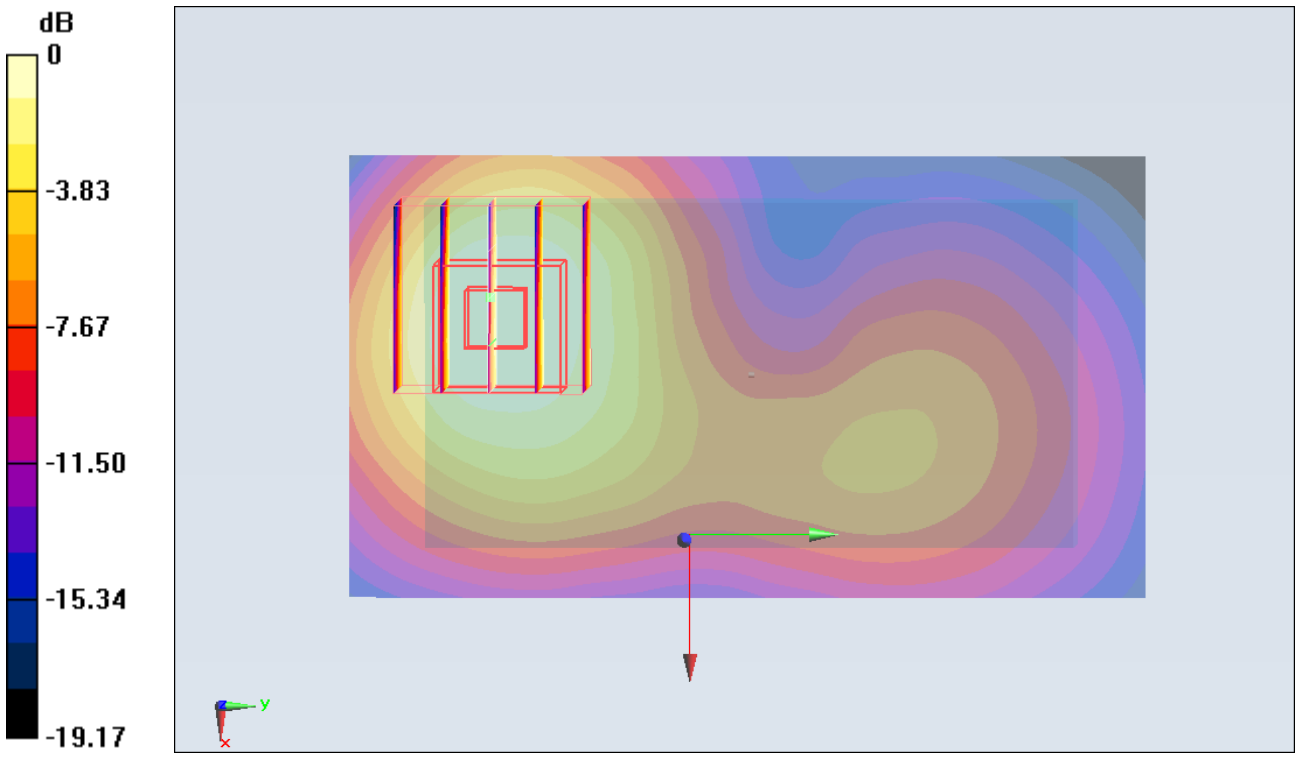

0 dB = 1.210mW/g

#14 GSM1900_GPRS8_Back_1cm_Ch661_Earphone_2D

DUT: 1D2305

Communication System: PCS; Frequency: 1880 MHz;Duty Cycle: 1:8.3
Medium: MSL_1900_111216 Medium parameters used: f = 1880 MHz; σ = 1.515 mho/m; ε_r = 52.615; ρ = 1000 kg/m^3
Ambient Temperature：22.5 ℃； Liquid Temperature：21.5 ℃

DASY5 Configuration:
- Probe: ET3DV6 - SN1788; ConvF(4.5, 4.5, 4.5); Calibrated: 2011/9/28
- Sensor-Surface: 4mm (Mechanical Surface Detection)
- Electronics: DAE3 Sn577; Calibrated: 2011/6/20
- Phantom: SAM Right; Type: QD000P40CD; Serial: TP:1644
- Measurement SW: DASY52, Version 52.6 (2); SEMCAD X Version 14.4.5 (3634)

Ch661/Area Scan (41x71x1): Measurement grid: dx=20mm, dy=20mm
Maximum value of SAR (interpolated) = 1.282 mW/g

Ch661/Zoom Scan (5x5x7)/Cube 0: Measurement grid: dx=8mm, dy=8mm, dz=5mm
Reference Value = 11.090 V/m; Power Drift = 0.13 dB
Peak SAR (extrapolated) = 1.804 W/kg
SAR(1 g) = 1.13 mW/g; SAR(10 g) = 0.689 mW/g
Maximum value of SAR (measured) = 1.211 mW/g

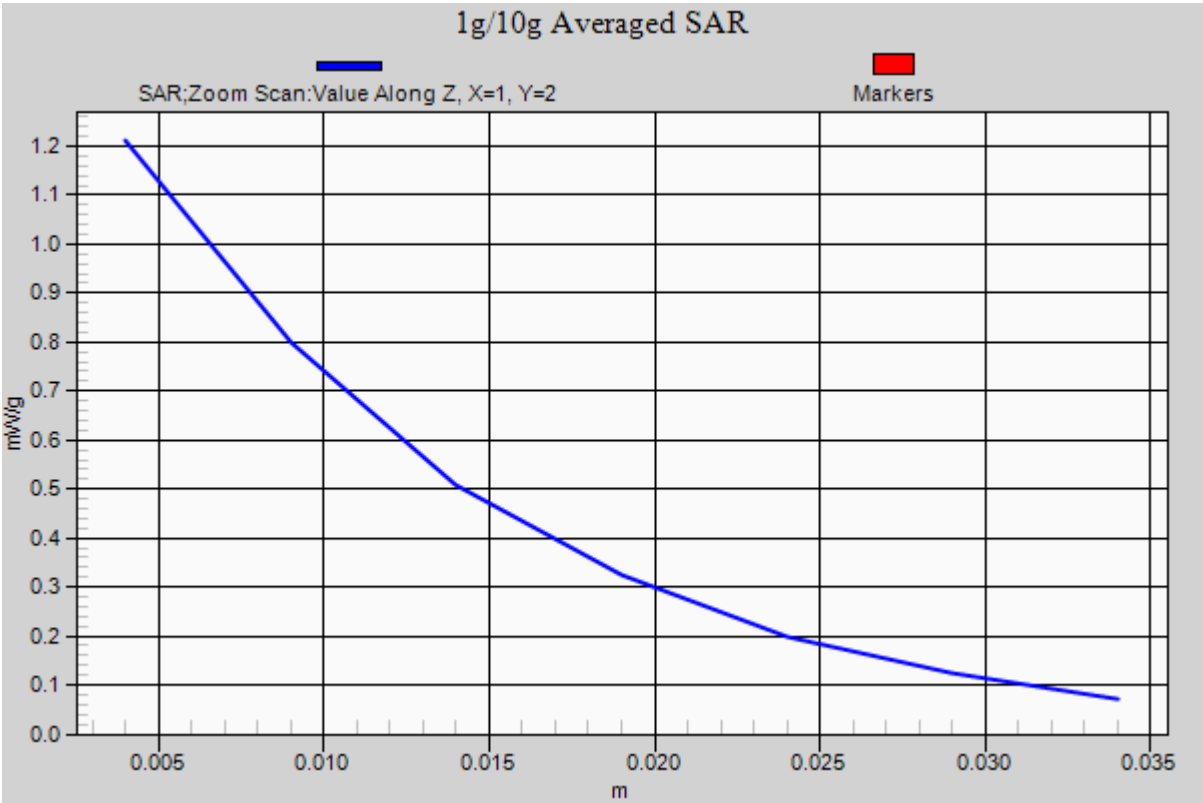

#17 GSM1900_GPRS8_Back_1cm_Ch512_Earphone

DUT: 1D2305

Communication System: PCS; Frequency: 1850.2 MHz;Duty Cycle: 1:8.3
Medium: MSL_1900_111216 Medium parameters used : f = 1850.2 MHz; σ = 1.492 mho/m; ε_r = 52.722; ρ = 1000 kg/m^3
Ambient Temperature：22.5 ℃； Liquid Temperature：21.5 ℃

DASY5 Configuration:
- Probe: ET3DV6 - SN1788; ConvF(4.5, 4.5, 4.5); Calibrated: 2011/9/28
- Sensor-Surface: 4mm (Mechanical Surface Detection)
- Electronics: DAE3 Sn577; Calibrated: 2011/6/20
- Phantom: SAM Right; Type: QD000P40CD; Serial: TP:1644
- Measurement SW: DASY52, Version 52.6 (2); SEMCAD X Version 14.4.5 (3634)

Ch512/Area Scan (41x71x1): Measurement grid: dx=20mm, dy=20mm
Maximum value of SAR (interpolated) = 1.050 mW/g

Ch512/Zoom Scan (5x5x7)/Cube 0: Measurement grid: dx=8mm, dy=8mm, dz=5mm
Reference Value = 10.656 V/m; Power Drift = -0.01 dB
Peak SAR (extrapolated) = 1.441 W/kg
SAR(1 g) = 0.888 mW/g; SAR(10 g) = 0.542 mW/g
Maximum value of SAR (measured) = 0.933 mW/g

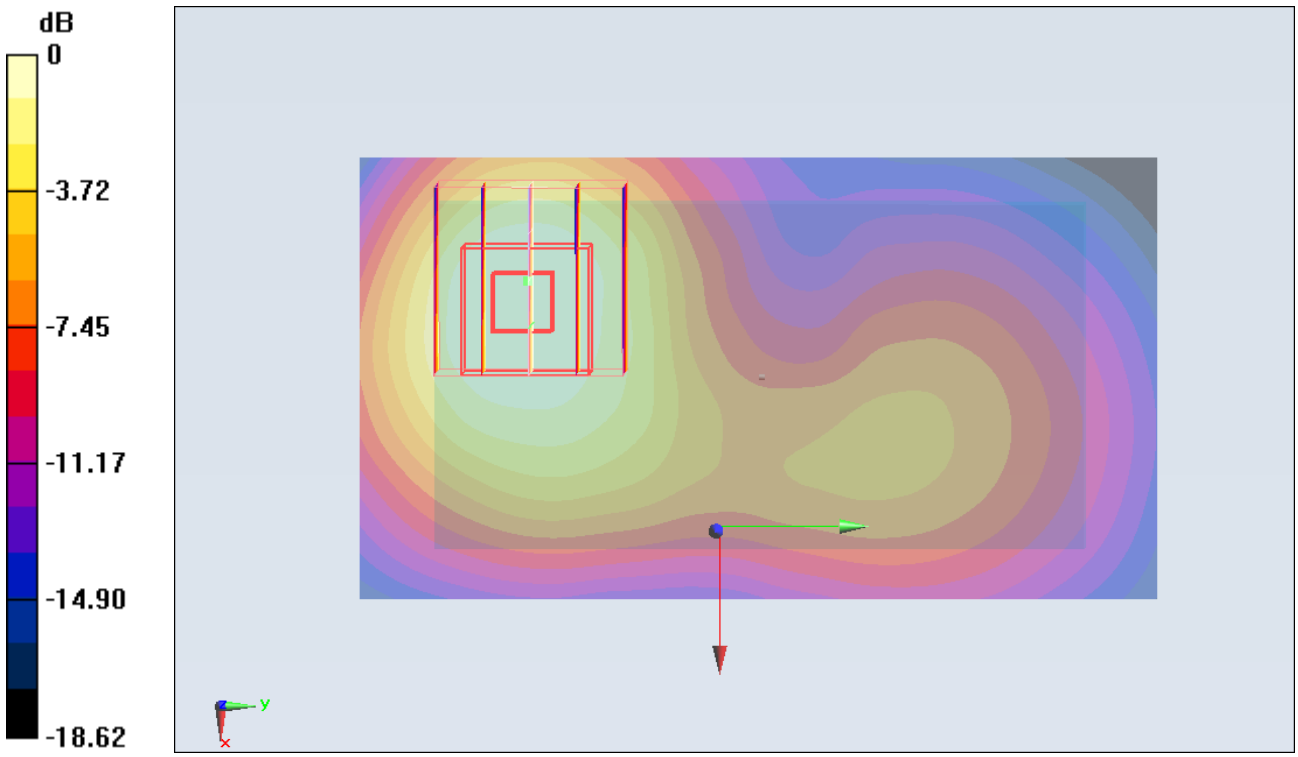

0 dB = 0.930mW/g

#18 GSM1900_GPRS8_Back_1cm_Ch810_Earphone

DUT: 1D2305

Communication System: PCS; Frequency: 1909.8 MHz;Duty Cycle: 1:8.3
Medium: MSL_1900_111216 Medium parameters used: f = 1910 MHz; σ = 1.542 mho/m; ε_r = 52.458; ρ = 1000 kg/m^3
Ambient Temperature：22.5 ℃； Liquid Temperature：21.5 ℃

DASY5 Configuration:
- Probe: ET3DV6 - SN1788; ConvF(4.5, 4.5, 4.5); Calibrated: 2011/9/28
- Sensor-Surface: 4mm (Mechanical Surface Detection)
- Electronics: DAE3 Sn577; Calibrated: 2011/6/20
- Phantom: SAM Right; Type: QD000P40CD; Serial: TP:1644
- Measurement SW: DASY52, Version 52.6 (2); SEMCAD X Version 14.4.5 (3634)

Ch810/Area Scan (41x71x1): Measurement grid: dx=20mm, dy=20mm
Maximum value of SAR (interpolated) = 1.284 mW/g

Ch810/Zoom Scan (5x5x7)/Cube 0: Measurement grid: dx=8mm, dy=8mm, dz=5mm
Reference Value = 10.256 V/m; Power Drift = -0.0094 dB
Peak SAR (extrapolated) = 1.801 W/kg
SAR(1 g) = 1.13 mW/g; SAR(10 g) = 0.672 mW/g
Maximum value of SAR (measured) = 1.234 mW/g

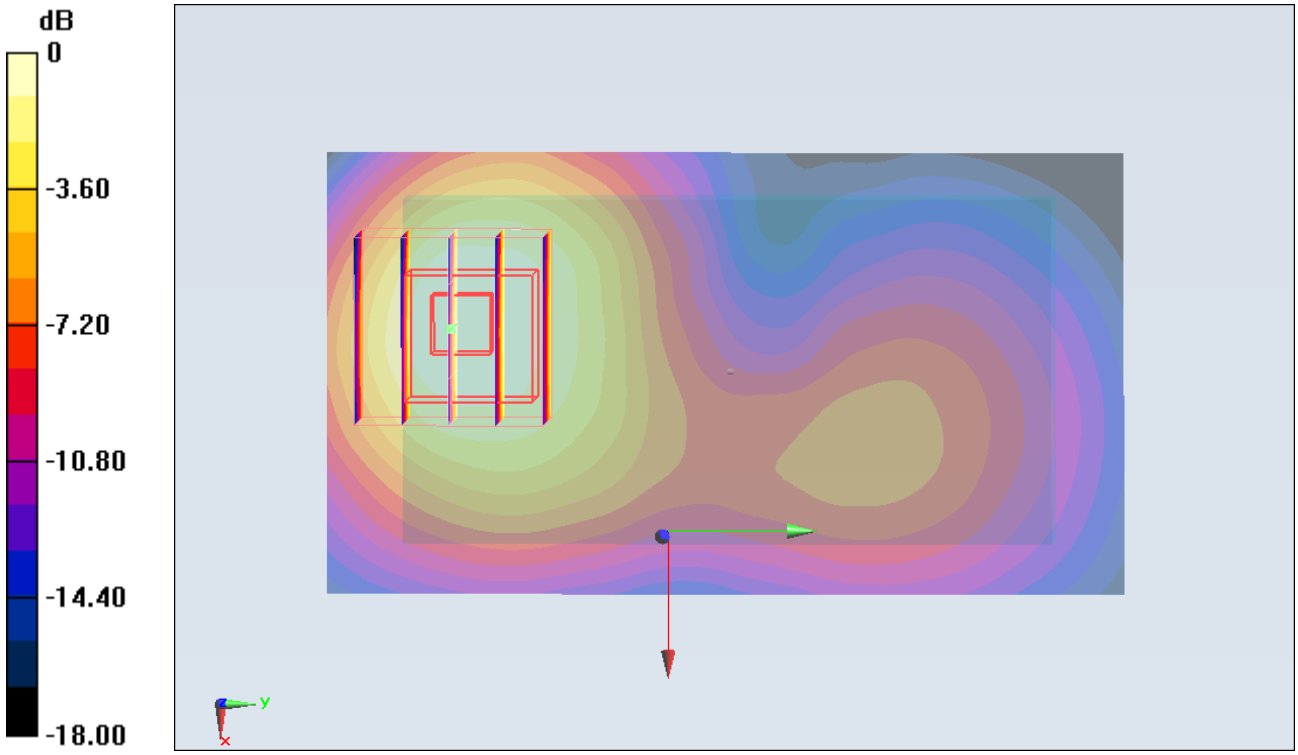

0 dB = 1.230mW/g

#34 802.11b_Front_1cm_Ch6

DUT: 1D2305

Communication System: 802.11b ; Frequency: 2437 MHz;Duty Cycle: 1:1
Medium: MSL_2450_111221 Medium parameters used: f = 2437 MHz; σ = 1.99 mho/m; ε_r = 54; ρ = 1000 kg/m^3
Ambient Temperature：22.2 ℃； Liquid Temperature：21.2 ℃

DASY4 Configuration:
- Probe: ES3DV3 - SN3270; ConvF(4.28, 4.28, 4.28); Calibrated: 2011-09-12
- Sensor-Surface: 4mm (Mechanical Surface Detection)
- Electronics: DAE3 Sn495; Calibrated: 2011-04-28
- Phantom: SAM_Right; Type: SAM; Serial: TP-1303
- Measurement SW: DASY4, V4.7 Build 80; Postprocessing SW: SEMCAD, V1.8 Build 186

Ch6/Area Scan (61x91x1): Measurement grid: dx=15mm, dy=15mm
Maximum value of SAR (interpolated) = 0.028 mW/g

Ch6/Zoom Scan (5x5x7)/Cube 0: Measurement grid: dx=8mm, dy=8mm, dz=5mm
Reference Value = 0.000 V/m; Power Drift = 0.119 dB
Peak SAR (extrapolated) = 0.113 W/kg
SAR(1 g) = 0.024 mW/g; SAR(10 g) = 0.012 mW/g
Maximum value of SAR (measured) = 0.027 mW/g

Ch6/Zoom Scan (5x5x7)/Cube 1: Measurement grid: dx=8mm, dy=8mm, dz=5mm
Reference Value = 0.000 V/m; Power Drift = 0.119 dB
Peak SAR (extrapolated) = 0.041 W/kg
SAR(1 g) = 0.022 mW/g; SAR(10 g) = 0.010 mW/g
Maximum value of SAR (measured) = 0.025 mW/g

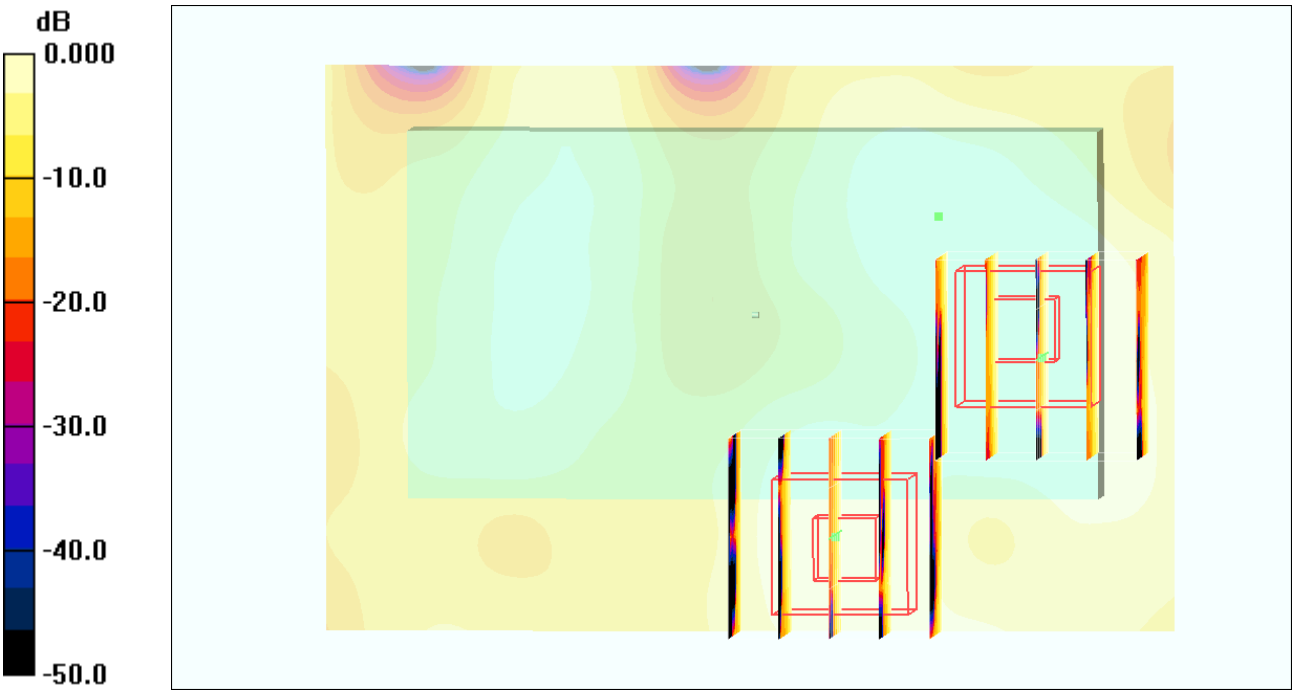

0 dB = 0.025mW/g

#35 802.11b_Back_1cm_Ch6

DUT: 1D2305

Communication System: 802.11b ; Frequency: 2437 MHz;Duty Cycle: 1:1
Medium: MSL_2450_111221 Medium parameters used: f = 2437 MHz; σ = 1.99 mho/m; ε_r = 54; ρ = 1000 kg/m^3
Ambient Temperature：22.2 ℃； Liquid Temperature：21.2 ℃

DASY4 Configuration:
- Probe: ES3DV3 - SN3270; ConvF(4.28, 4.28, 4.28); Calibrated: 2011-09-12
- Sensor-Surface: 4mm (Mechanical Surface Detection)
- Electronics: DAE3 Sn495; Calibrated: 2011-04-28
- Phantom: SAM_Right; Type: SAM; Serial: TP-1303
- Measurement SW: DASY4, V4.7 Build 80; Postprocessing SW: SEMCAD, V1.8 Build 186

Ch6/Area Scan (61x91x1): Measurement grid: dx=15mm, dy=15mm
Maximum value of SAR (interpolated) = 0.230 mW/g

Ch6/Zoom Scan (5x5x7)/Cube 0: Measurement grid: dx=8mm, dy=8mm, dz=5mm
Reference Value = 4.00 V/m; Power Drift = -0.012 dB
Peak SAR (extrapolated) = 0.407 W/kg
SAR(1 g) = 0.189 mW/g; SAR(10 g) = 0.088 mW/g
Maximum value of SAR (measured) = 0.215 mW/g

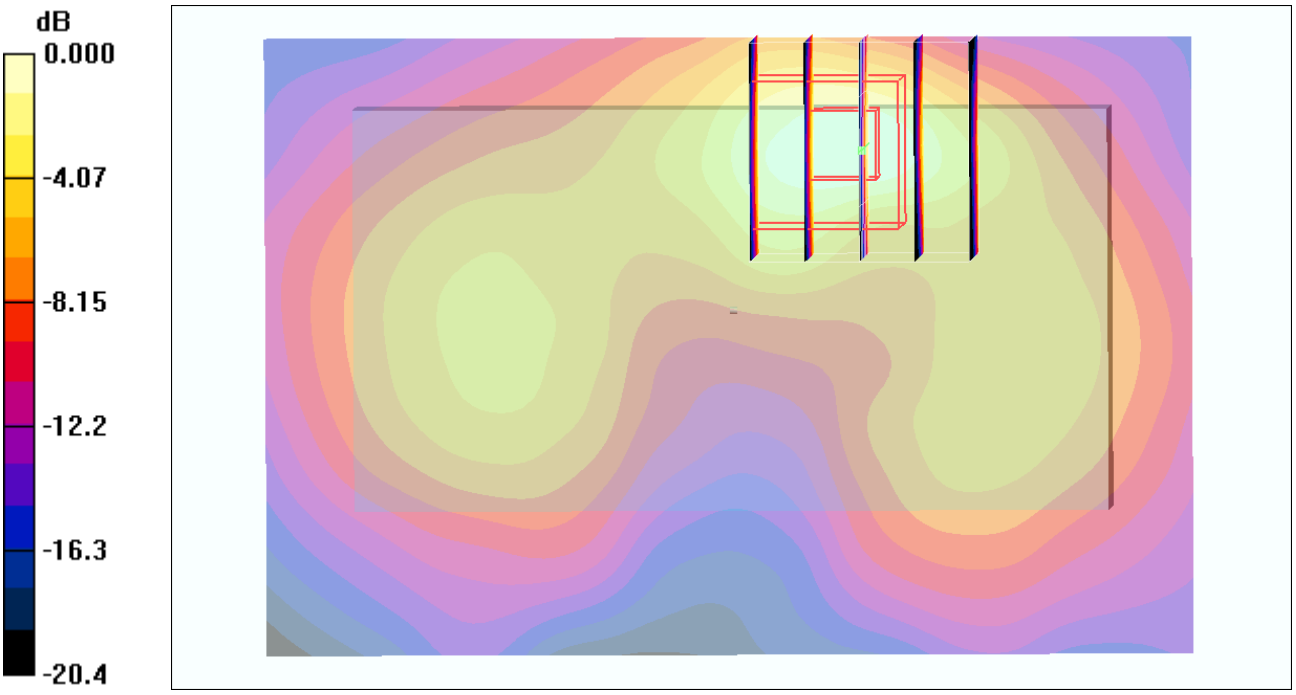

0 dB = 0.215mW/g

#37 802.11b_Right Side_1cm_Ch6

DUT: 1D2305

Communication System: 802.11b ; Frequency: 2437 MHz;Duty Cycle: 1:1
Medium: MSL_2450_111221 Medium parameters used: f = 2437 MHz; σ = 1.99 mho/m; ε_r = 54; ρ = 1000 kg/m^3
Ambient Temperature：22.2 ℃； Liquid Temperature：21.2 ℃

DASY4 Configuration:
- Probe: ES3DV3 - SN3270; ConvF(4.28, 4.28, 4.28); Calibrated: 2011-09-12
- Sensor-Surface: 4mm (Mechanical Surface Detection)
- Electronics: DAE3 Sn495; Calibrated: 2011-04-28
- Phantom: SAM_Right; Type: SAM; Serial: TP-1303
- Measurement SW: DASY4, V4.7 Build 80; Postprocessing SW: SEMCAD, V1.8 Build 186

Ch6/Area Scan (41x91x1): Measurement grid: dx=15mm, dy=15mm
Maximum value of SAR (interpolated) = 0.200 mW/g

Ch6/Zoom Scan (5x5x7)/Cube 0: Measurement grid: dx=8mm, dy=8mm, dz=5mm
Reference Value = 8.10 V/m; Power Drift = -0.021 dB
Peak SAR (extrapolated) = 0.416 W/kg
SAR(1 g) = 0.191 mW/g; SAR(10 g) = 0.086 mW/g
Maximum value of SAR (measured) = 0.212 mW/g

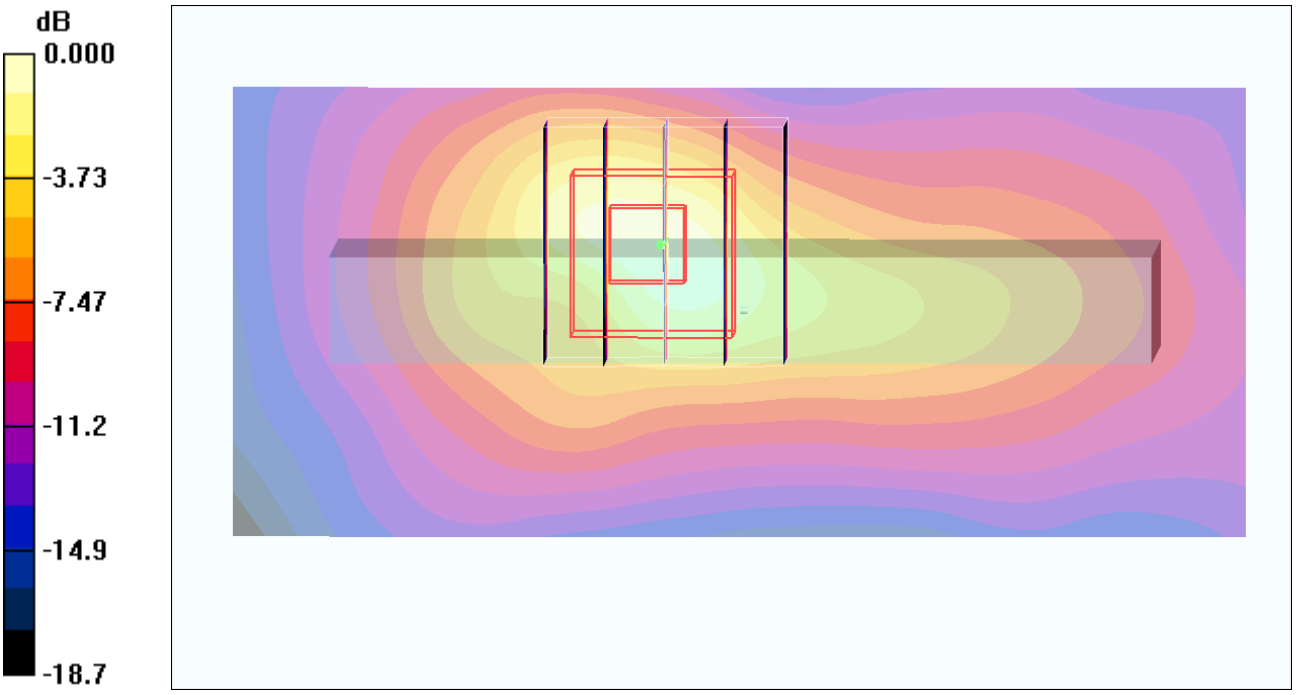

0 dB = 0.212mW/g

#37 802.11b_Right Side_1cm_Ch6_2D

DUT: 1D2305

Communication System: 802.11b ; Frequency: 2437 MHz;Duty Cycle: 1:1
Medium: MSL_2450_111221 Medium parameters used: f = 2437 MHz; σ = 1.99 mho/m; ε_r = 54; ρ = 1000 kg/m^3
Ambient Temperature：22.2 ℃; Liquid Temperature：21.2 ℃

DASY4 Configuration:
- Probe: ES3DV3 - SN3270; ConvF(4.28, 4.28, 4.28); Calibrated: 2011-09-12
- Sensor-Surface: 4mm (Mechanical Surface Detection)
- Electronics: DAE3 Sn495; Calibrated: 2011-04-28
- Phantom: SAM_Right; Type: SAM; Serial: TP-1303
- Measurement SW: DASY4, V4.7 Build 80; Postprocessing SW: SEMCAD, V1.8 Build 186

Ch6/Area Scan (41x91x1): Measurement grid: dx=15mm, dy=15mm
Maximum value of SAR (interpolated) = 0.200 mW/g

Ch6/Zoom Scan (5x5x7)/Cube 0: Measurement grid: dx=8mm, dy=8mm, dz=5mm
Reference Value = 8.10 V/m; Power Drift = -0.021 dB
Peak SAR (extrapolated) = 0.416 W/kg
SAR(1 g) = 0.191 mW/g; SAR(10 g) = 0.086 mW/g
Maximum value of SAR (measured) = 0.212 mW/g

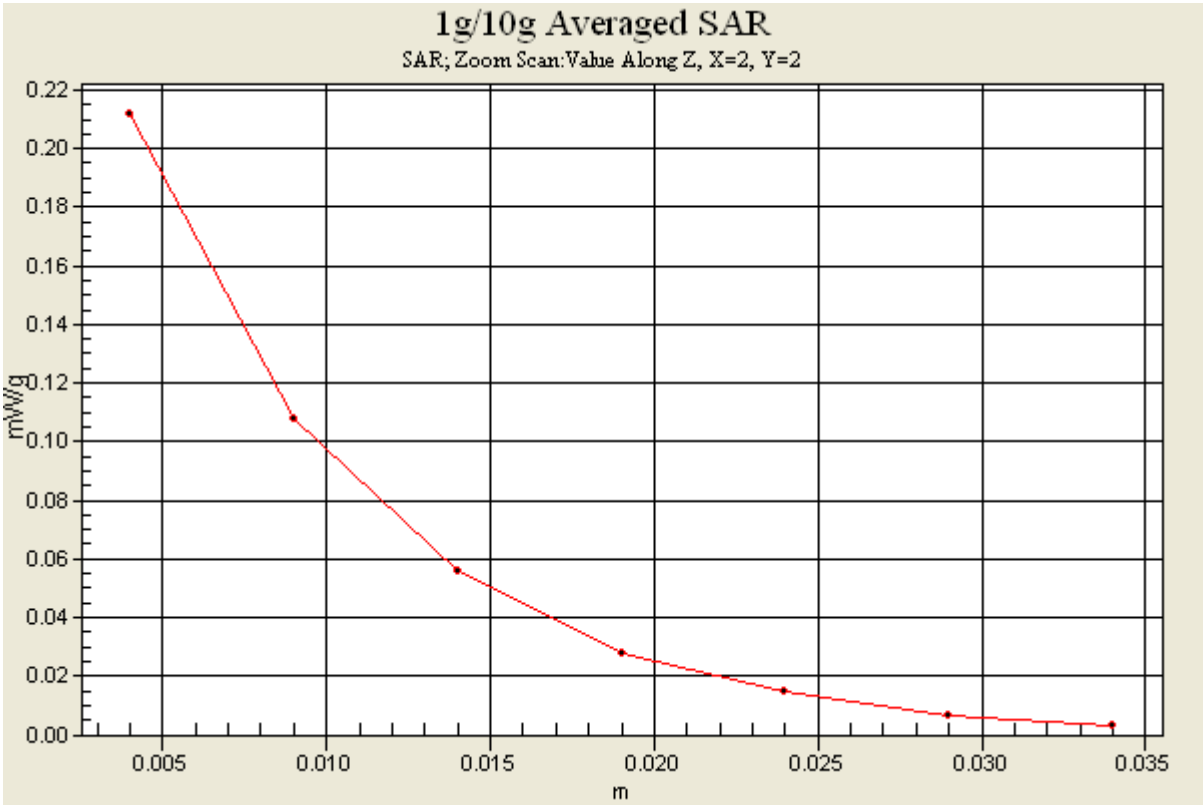

#38 802.11b_Top Side_1cm_Ch6

DUT: 1D2305

Communication System: 802.11b ; Frequency: 2437 MHz;Duty Cycle: 1:1
Medium: MSL_2450_111221 Medium parameters used: f = 2437 MHz; σ = 1.99 mho/m; ε_r = 54; ρ = 1000 kg/m^3
Ambient Temperature：22.2 ℃； Liquid Temperature：21.2 ℃

DASY4 Configuration:
- Probe: ES3DV3 - SN3270; ConvF(4.28, 4.28, 4.28); Calibrated: 2011-09-12
- Sensor-Surface: 4mm (Mechanical Surface Detection)
- Electronics: DAE3 Sn495; Calibrated: 2011-04-28
- Phantom: SAM_Right; Type: SAM; Serial: TP-1303
- Measurement SW: DASY4, V4.7 Build 80; Postprocessing SW: SEMCAD, V1.8 Build 186

Ch6/Area Scan (41x91x1): Measurement grid: dx=15mm, dy=15mm
Maximum value of SAR (interpolated) = 0.044 mW/g

Ch6/Zoom Scan (5x5x7)/Cube 0: Measurement grid: dx=8mm, dy=8mm, dz=5mm
Reference Value = 4.42 V/m; Power Drift = -0.129 dB
Peak SAR (extrapolated) = 0.068 W/kg
SAR(1 g) = 0.035 mW/g; SAR(10 g) = 0.019 mW/g
Maximum value of SAR (measured) = 0.037 mW/g

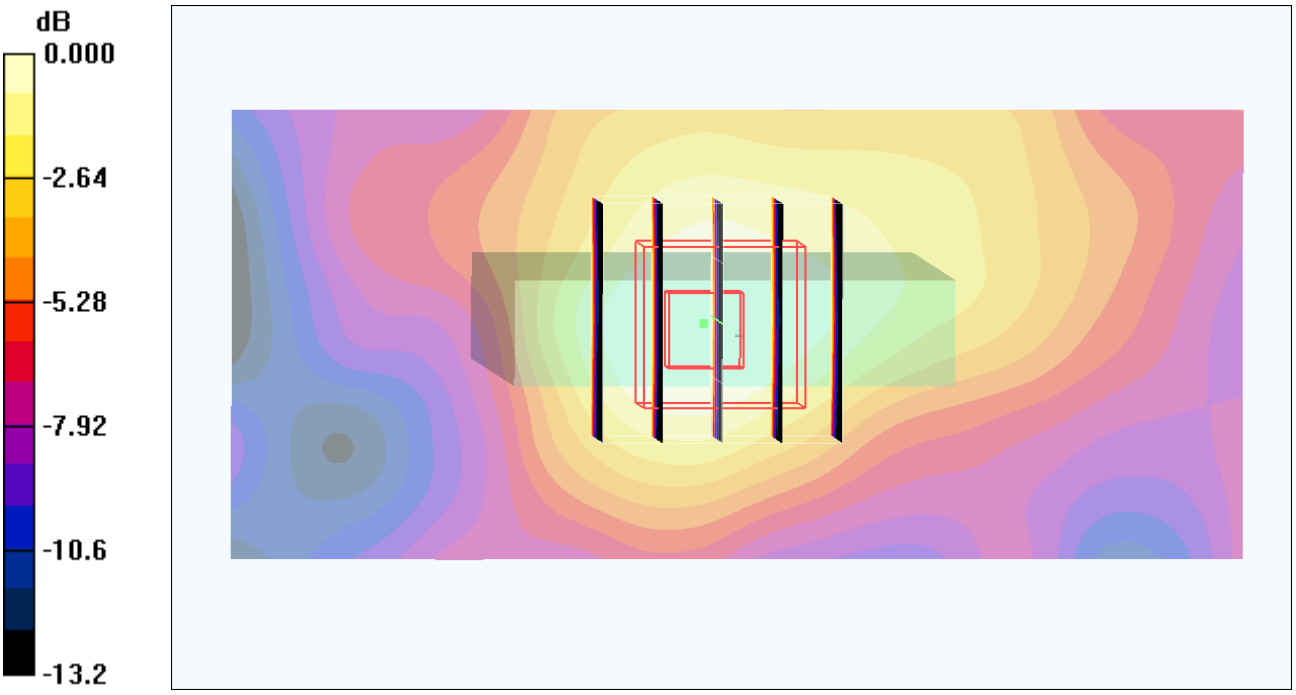

0 dB = 0.037mW/g

#34 802.11b_Front_1cm_Ch6

DUT:1D2305

Communication System: 802.11b ; Frequency: 2437 MHz;Duty Cycle: 1:1
Medium: MSL_2450_111221 Medium parameters used: f = 2437 MHz; σ = 1.99 mho/m; ε_r = 54; ρ = 1000 kg/m^3
Ambient Temperature：22.2 ℃； Liquid Temperature：21.2 ℃

DASY4 Configuration:
- Probe: ES3DV3 - SN3270; ConvF(4.28, 4.28, 4.28); Calibrated: 2011-09-12
- Sensor-Surface: 4mm (Mechanical Surface Detection)
- Electronics: DAE3 Sn495; Calibrated: 2011-04-28
- Phantom: SAM_Right; Type: SAM; Serial: TP-1303
- Measurement SW: DASY4, V4.7 Build 80; Postprocessing SW: SEMCAD, V1.8 Build 186

Ch6/Area Scan (61x91x1): Measurement grid: dx=15mm, dy=15mm
Maximum value of SAR (interpolated) = 0.028 mW/g

Ch6/Zoom Scan (5x5x7)/Cube 0: Measurement grid: dx=8mm, dy=8mm, dz=5mm
Reference Value = 0.000 V/m; Power Drift = 0.119 dB
Peak SAR (extrapolated) = 0.113 W/kg
SAR(1 g) = 0.024 mW/g; SAR(10 g) = 0.012 mW/g
Maximum value of SAR (measured) = 0.027 mW/g

Ch6/Zoom Scan (5x5x7)/Cube 1: Measurement grid: dx=8mm, dy=8mm, dz=5mm
Reference Value = 0.000 V/m; Power Drift = 0.119 dB
Peak SAR (extrapolated) = 0.041 W/kg
SAR(1 g) = 0.022 mW/g; SAR(10 g) = 0.010 mW/g
Maximum value of SAR (measured) = 0.025 mW/g

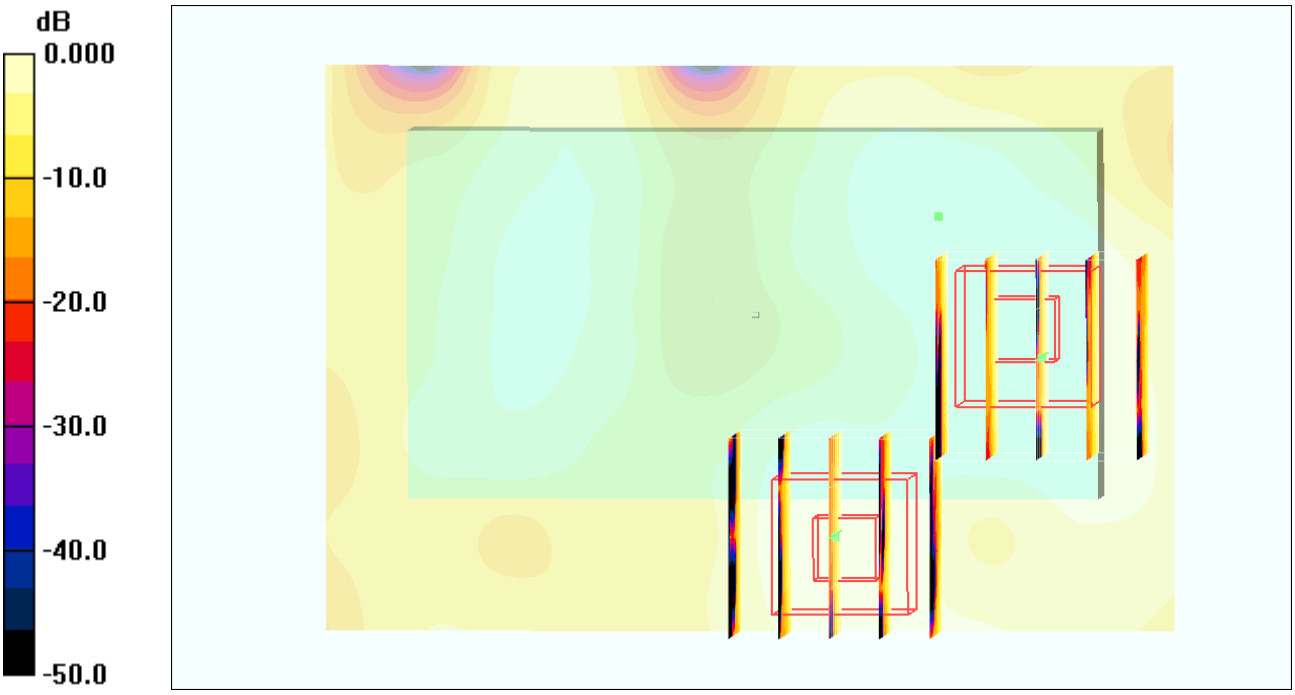

0 dB = 0.025mW/g

#35 802.11b_Back_1cm_Ch6

DUT: 1D2305

Communication System: 802.11b ; Frequency: 2437 MHz;Duty Cycle: 1:1
Medium: MSL_2450_111221 Medium parameters used: f = 2437 MHz; σ = 1.99 mho/m; ε_r = 54; ρ = 1000 kg/m^3
Ambient Temperature：22.2 ℃； Liquid Temperature：21.2 ℃

DASY4 Configuration:
- Probe: ES3DV3 - SN3270; ConvF(4.28, 4.28, 4.28); Calibrated: 2011-09-12
- Sensor-Surface: 4mm (Mechanical Surface Detection)
- Electronics: DAE3 Sn495; Calibrated: 2011-04-28
- Phantom: SAM_Right; Type: SAM; Serial: TP-1303
- Measurement SW: DASY4, V4.7 Build 80; Postprocessing SW: SEMCAD, V1.8 Build 186

Ch6/Area Scan (61x91x1): Measurement grid: dx=15mm, dy=15mm
Maximum value of SAR (interpolated) = 0.230 mW/g

Ch6/Zoom Scan (5x5x7)/Cube 0: Measurement grid: dx=8mm, dy=8mm, dz=5mm
Reference Value = 4.00 V/m; Power Drift = -0.012 dB
Peak SAR (extrapolated) = 0.407 W/kg
SAR(1 g) = 0.189 mW/g; SAR(10 g) = 0.088 mW/g
Maximum value of SAR (measured) = 0.215 mW/g

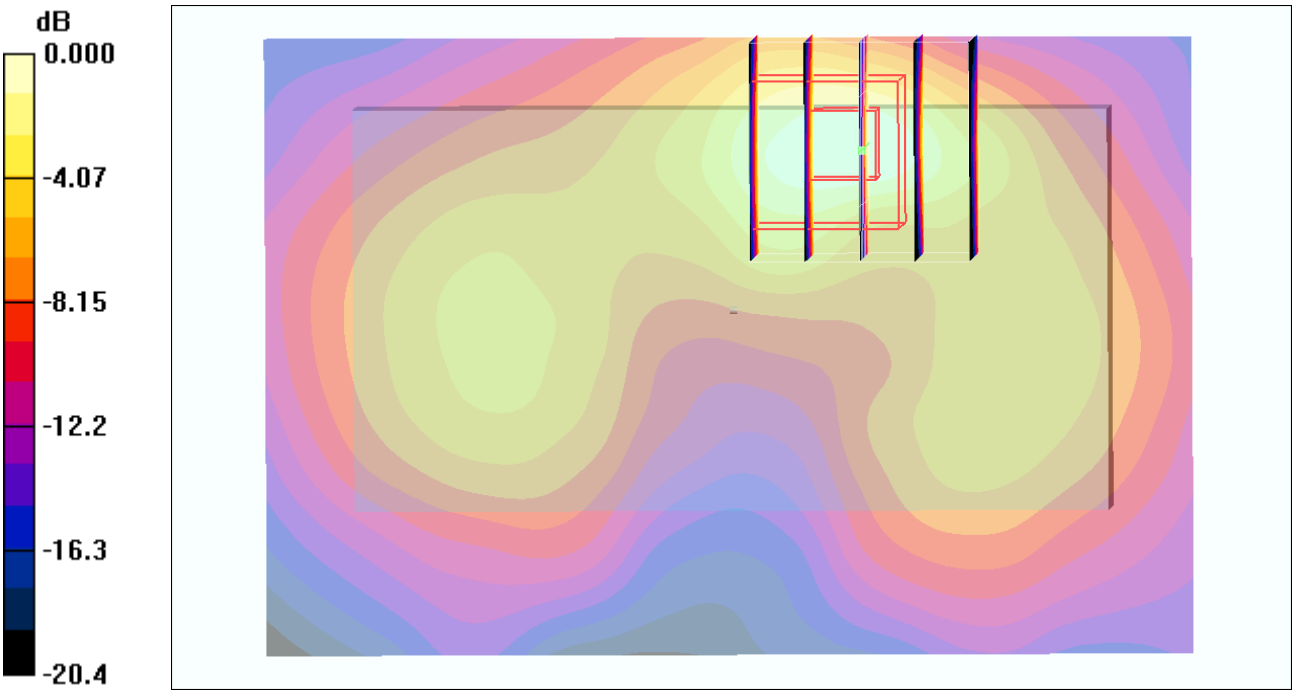

0 dB = 0.215mW/g

#40 802.11b_Back_1cm_Ch6_Earphone

DUT: 1D2305

Communication System: 802.11b ; Frequency: 2437 MHz;Duty Cycle: 1:1
Medium: MSL_2450_111221 Medium parameters used: f = 2437 MHz; σ = 1.99 mho/m; ε_r = 54; ρ = 1000 kg/m^3
Ambient Temperature：22.2 ℃； Liquid Temperature：21.2 ℃

DASY4 Configuration:
- Probe: ES3DV3 - SN3270; ConvF(4.28, 4.28, 4.28); Calibrated: 2011-09-12
- Sensor-Surface: 4mm (Mechanical Surface Detection)
- Electronics: DAE3 Sn495; Calibrated: 2011-04-28
- Phantom: SAM_Right; Type: SAM; Serial: TP-1303
- Measurement SW: DASY4, V4.7 Build 80; Postprocessing SW: SEMCAD, V1.8 Build 186

Ch6/Area Scan (61x91x1): Measurement grid: dx=15mm, dy=15mm
Maximum value of SAR (interpolated) = 0.181 mW/g

Ch6/Zoom Scan (5x5x7)/Cube 0: Measurement grid: dx=8mm, dy=8mm, dz=5mm
Reference Value = 4.67 V/m; Power Drift = -0.091 dB
Peak SAR (extrapolated) = 0.320 W/kg
SAR(1 g) = 0.152 mW/g; SAR(10 g) = 0.072 mW/g
Maximum value of SAR (measured) = 0.171 mW/g

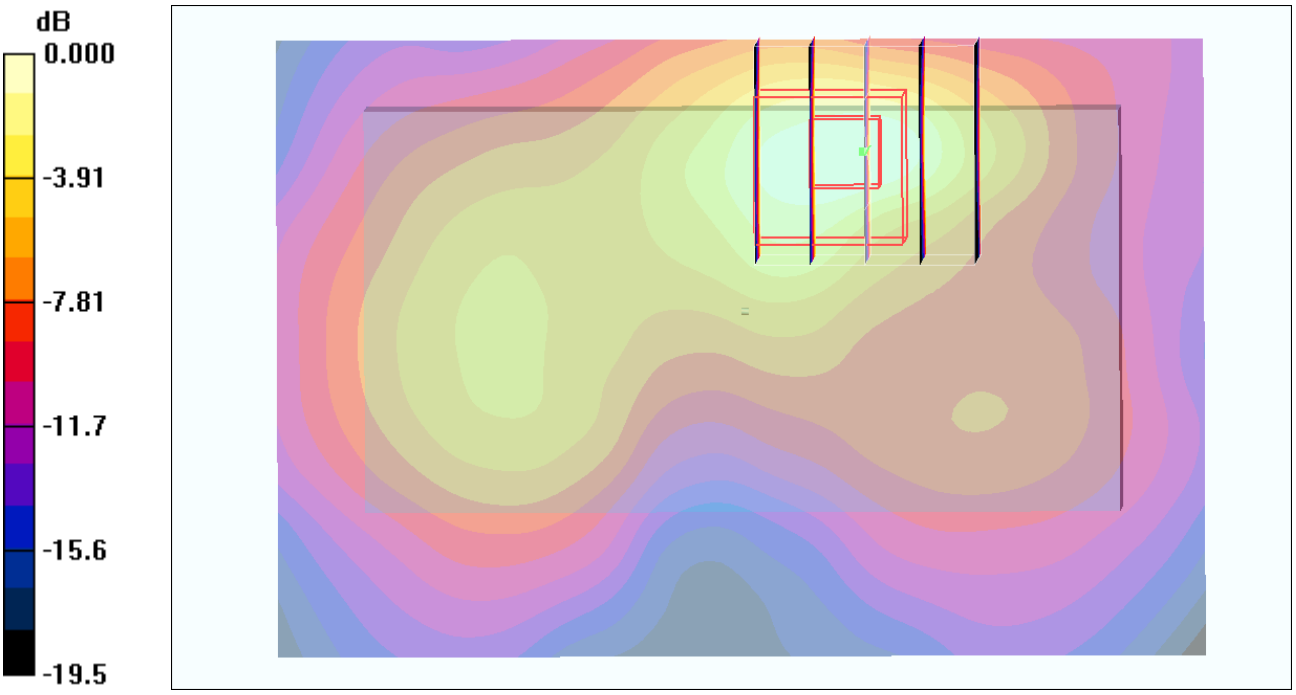

0 dB = 0.171mW/g