DFT-s-OFDM Module 1

NR Band n260 / 100MHz / BPSK

Lowest Band Edge / Full RB

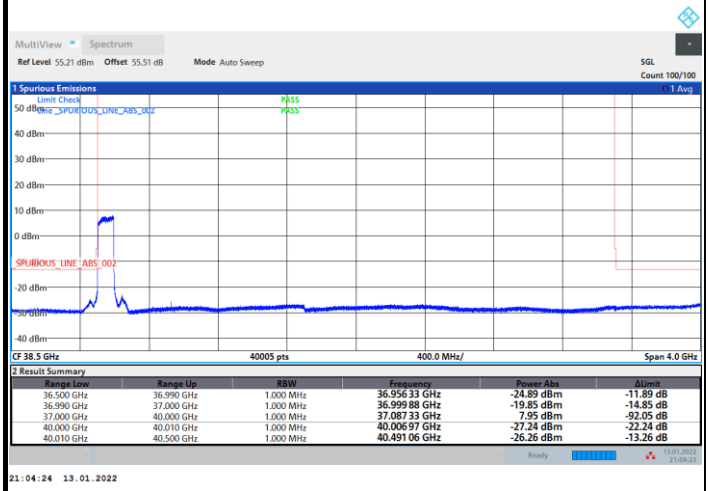

Highest Band Edge / Full RB

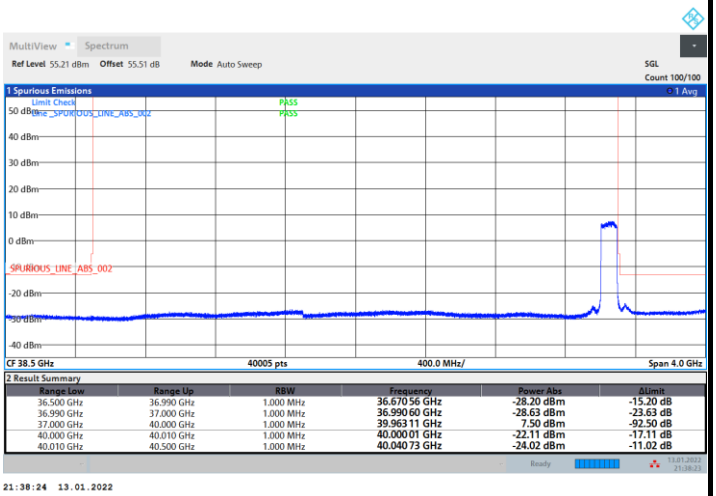

NR Band n260 / 100MHz / QPSK

Lowest Band Edge / Full RB

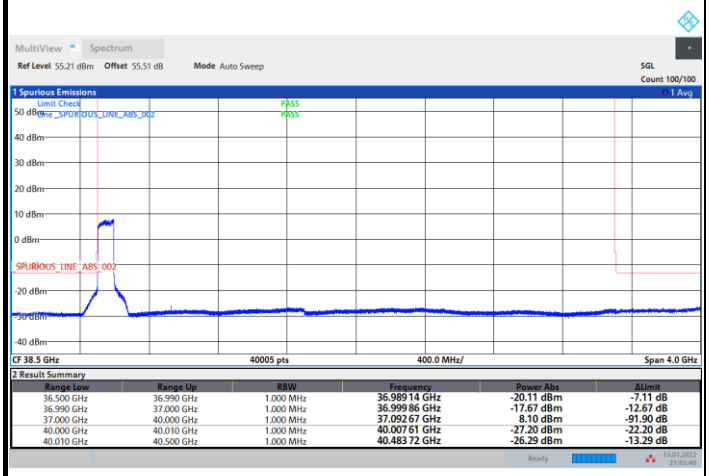

Highest Band Edge / Full RB

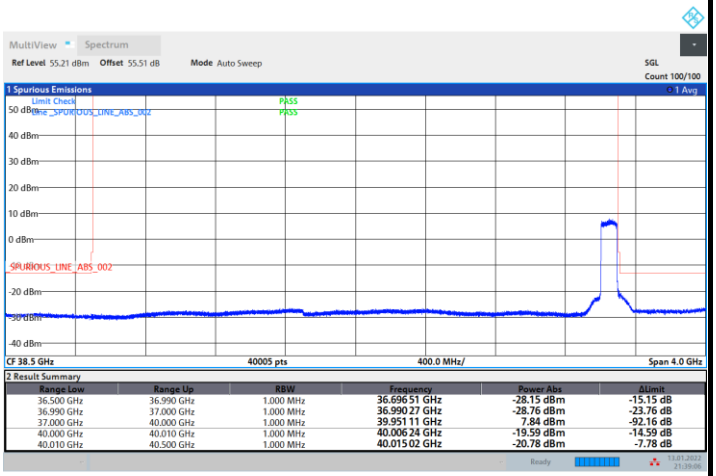

DFT-s-OFDM Module 1

NR Band n260 / 100MHz / 16QAM

Lowest Band Edge / Full RB

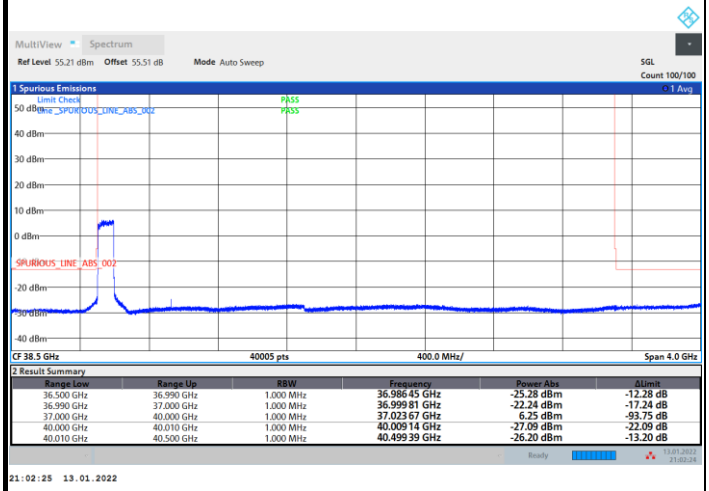

Highest Band Edge / Full RB

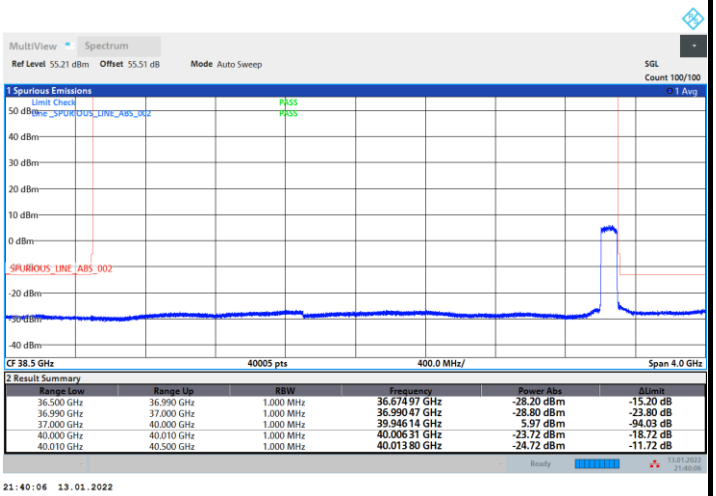

NR Band n260 / 100MHz / 64QAM

Lowest Band Edge / Full RB

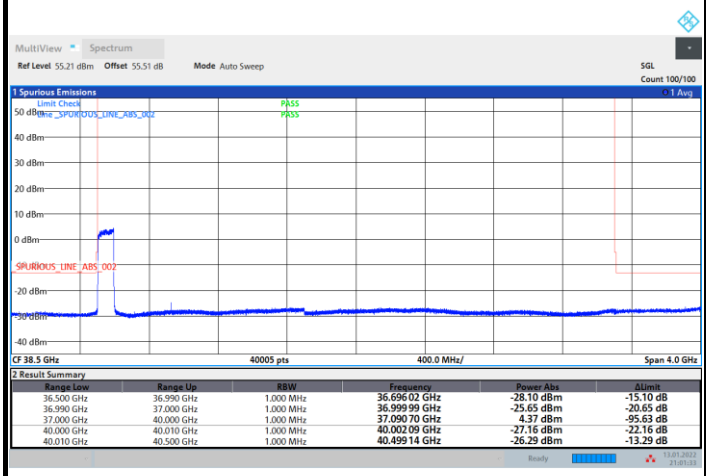

Highest Band Edge / Full RB

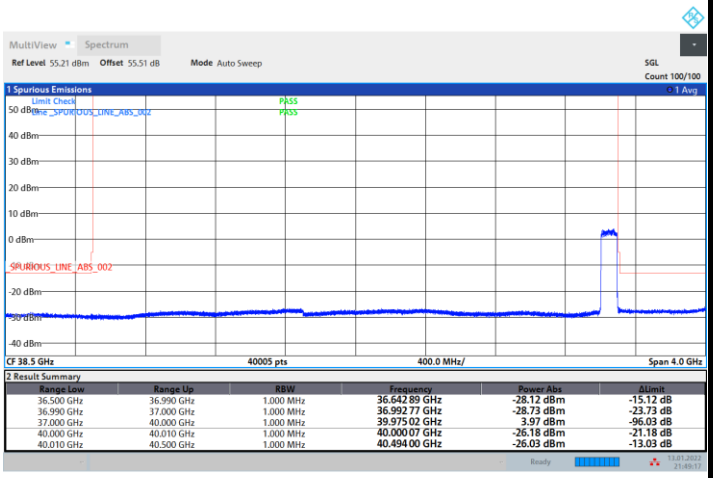

DFT-s-OFDM Module 1

NR Band n260 / 200MHz / BPSK

Lowest Band Edge / Full RB

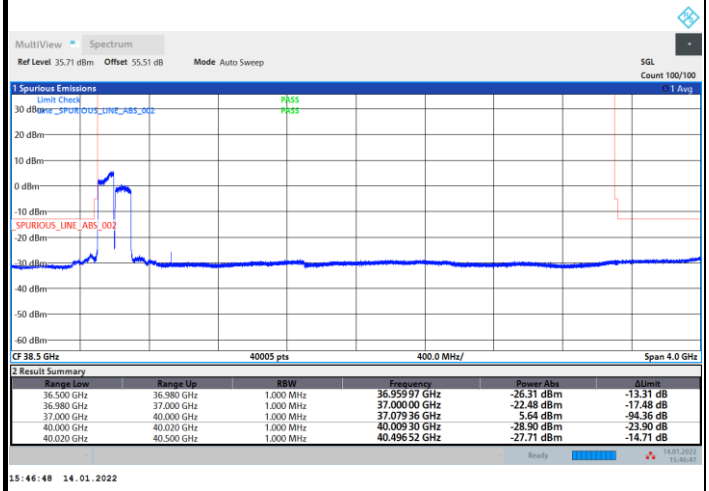

15:46:48 14.01.2022

Highest Band Edge / Full RB

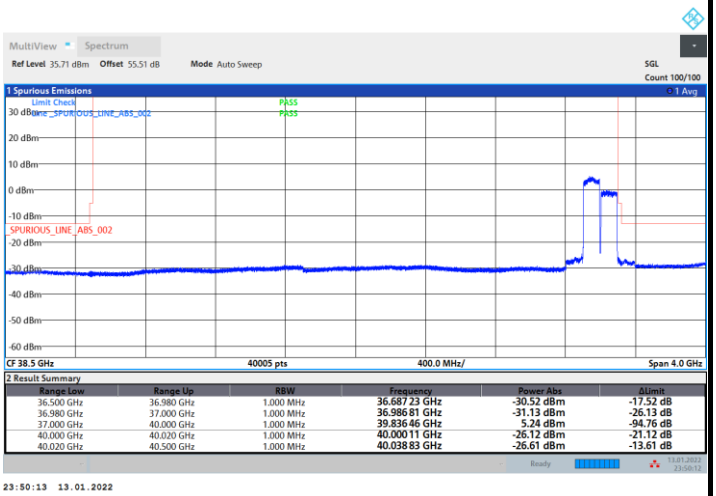

23:50:13 13.01.2022

NR Band n260 / 200MHz / QPSK

Lowest Band Edge / Full RB

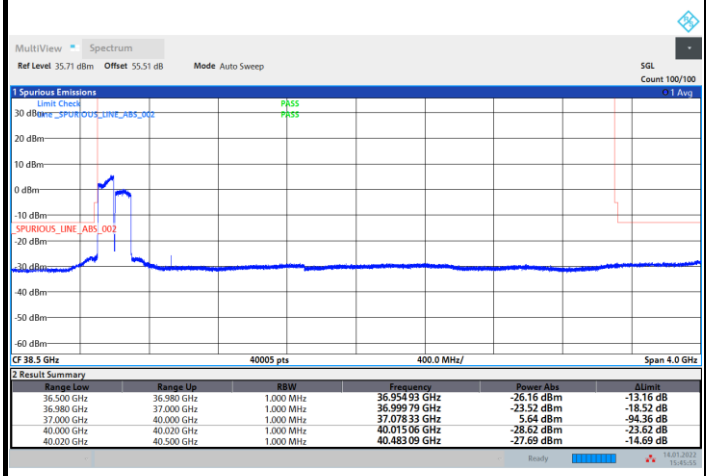

15:45:55 14.01.2022

Highest Band Edge / Full RB

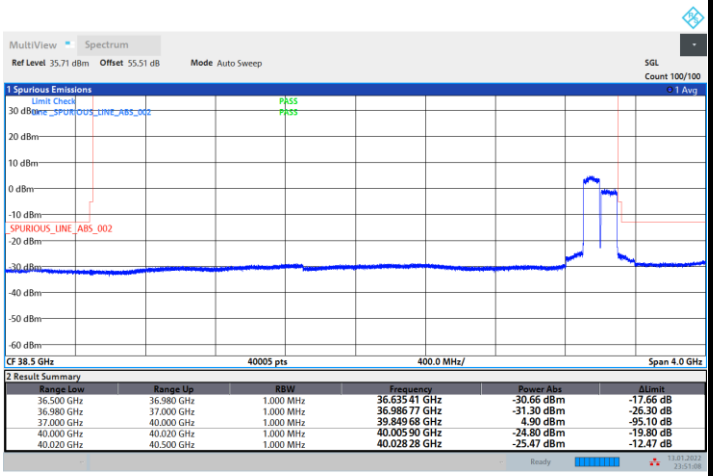

23:51:09 13.01.2022

DFT-s-OFDM Module 1

NR Band n260 / 200MHz / 16QAM

Lowest Band Edge / Full RB

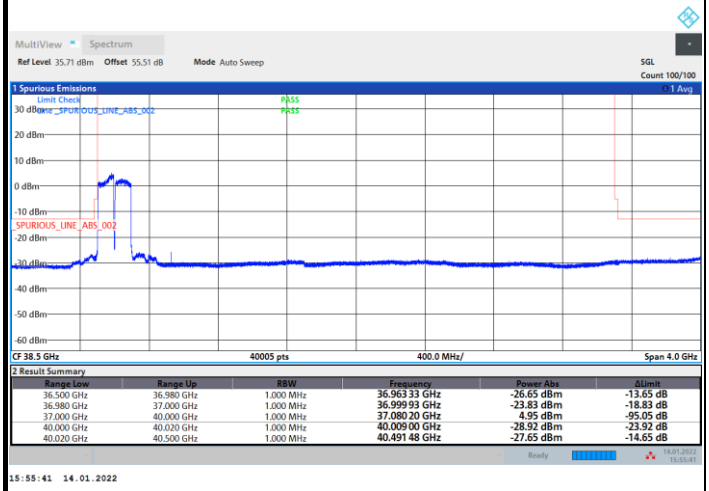

Highest Band Edge / Full RB

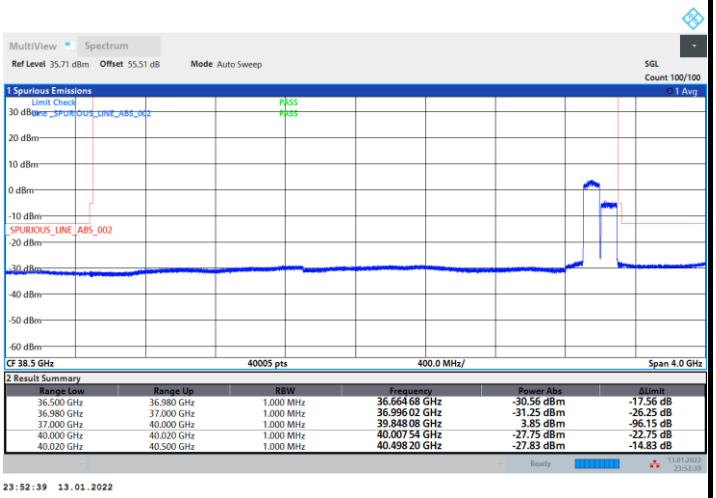

NR Band n260 / 200MHz / 64QAM

Lowest Band Edge / Full RB

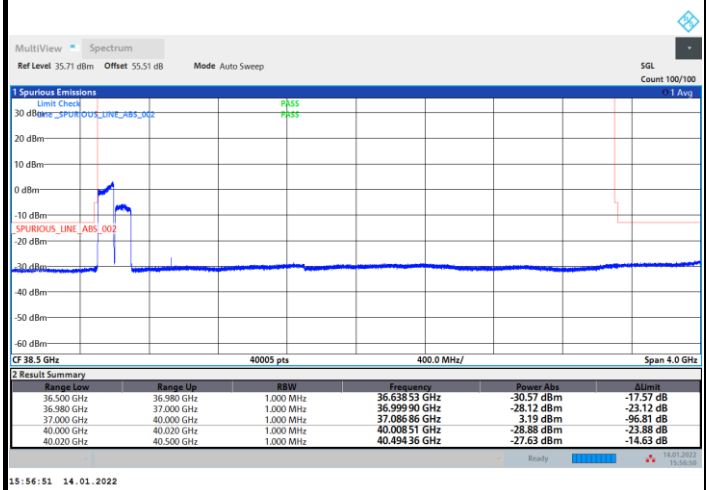

Highest Band Edge / Full RB

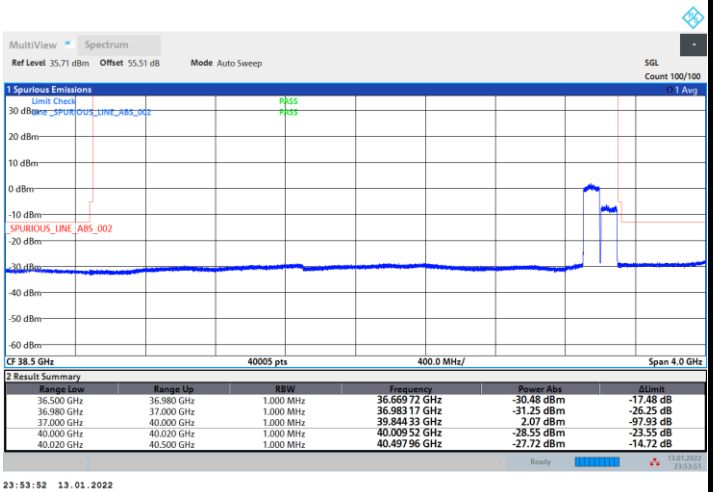

CP-OFDM Module 1

NR Band n260 / 50MHz / QPSK

Lowest Band Edge / Full RB

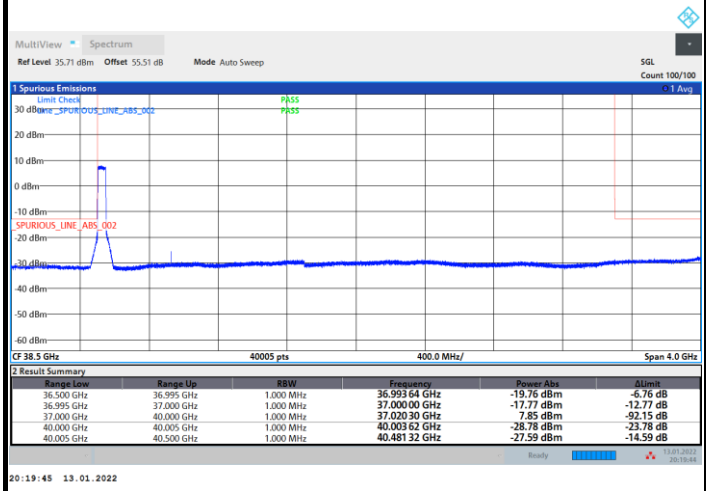

Highest Band Edge / Full RB

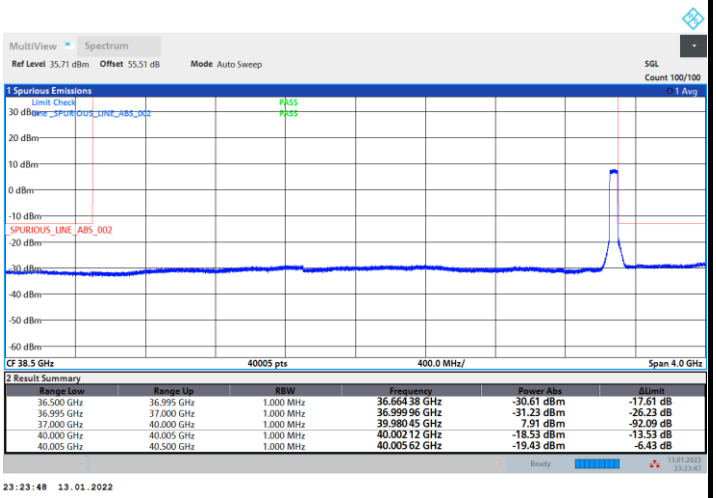

NR Band n260 / 50MHz / 16QAM

Lowest Band Edge / Full RB

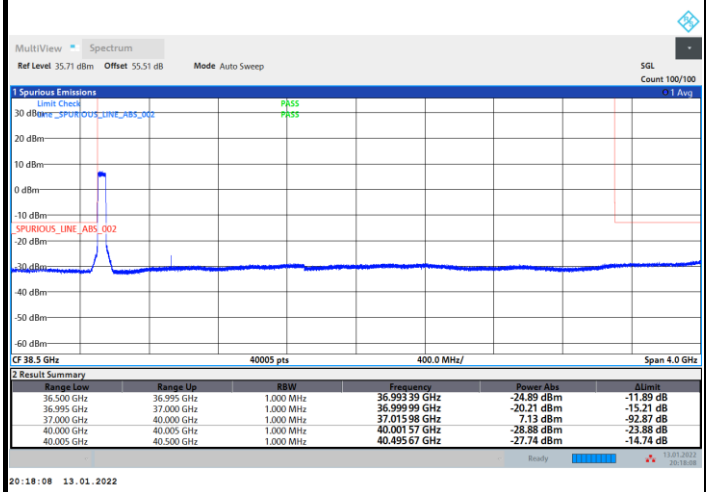

Highest Band Edge / Full RB

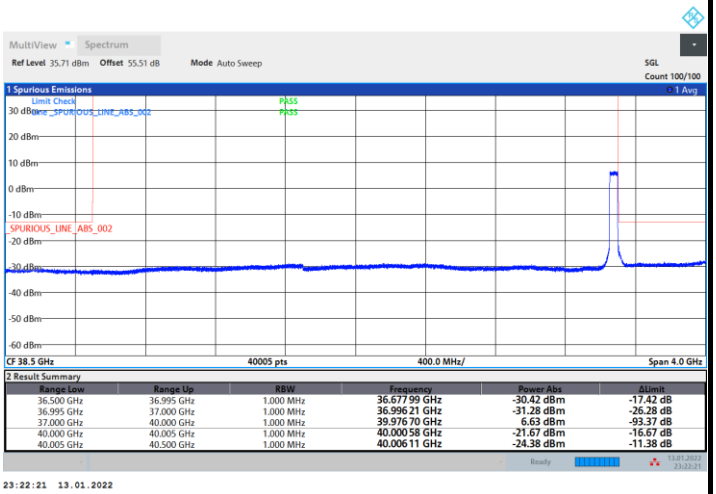

CP-OFDM Module 1

NR Band n260 / 50MHz / 64QAM

Lowest Band Edge / Full RB

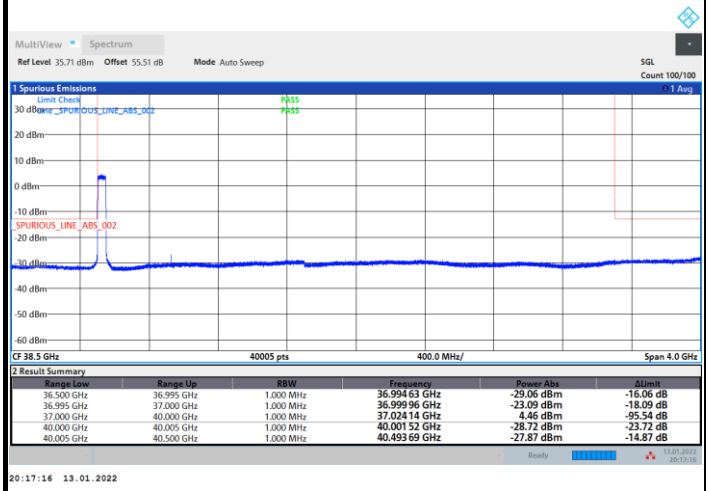

Range Low	Range Up	RBW	Frequency	Power Abs	ΔLimit
36.500 GHz	36.995 GHz	1.000 MHz	36.994 63 GHz	-29.06 dBm	-16.06 dB
36.995 GHz	37.000 GHz	1.000 MHz	36.999 96 GHz	-23.09 dBm	-18.09 dB
37.000 GHz	40.000 GHz	1.000 MHz	37.024 14 GHz	4.46 dBm	-95.54 dB
40.000 GHz	40.005 GHz	1.000 MHz	40.001 52 GHz	-28.72 dBm	-23.72 dB
40.005 GHz	40.500 GHz	1.000 MHz	40.493 69 GHz	-27.87 dBm	-14.87 dB

20:17:16 13.01.2022

Highest Band Edge / Full RB

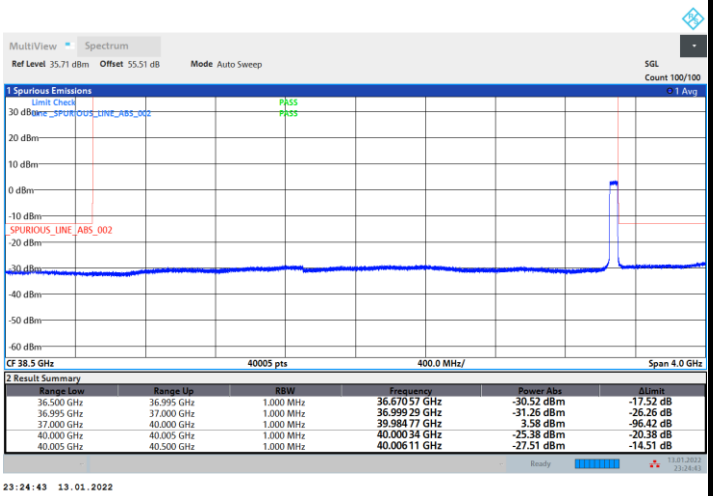

Range Low	Range Up	RBW	Frequency	Power Abs	ΔLimit
36.500 GHz	36.995 GHz	1.000 MHz	36.670 57 GHz	-30.52 dBm	-17.52 dB
36.995 GHz	37.000 GHz	1.000 MHz	36.999 29 GHz	-31.26 dBm	-26.26 dB
37.000 GHz	40.000 GHz	1.000 MHz	39.984 77 GHz	3.58 dBm	-96.42 dB
40.000 GHz	40.005 GHz	1.000 MHz	40.000 34 GHz	-25.38 dBm	-20.38 dB
40.005 GHz	40.500 GHz	1.000 MHz	40.006 11 GHz	-27.51 dBm	-14.51 dB

23:24:43 13.01.2022

NR Band n260 / 100MHz / QPSK

Lowest Band Edge / Full RB

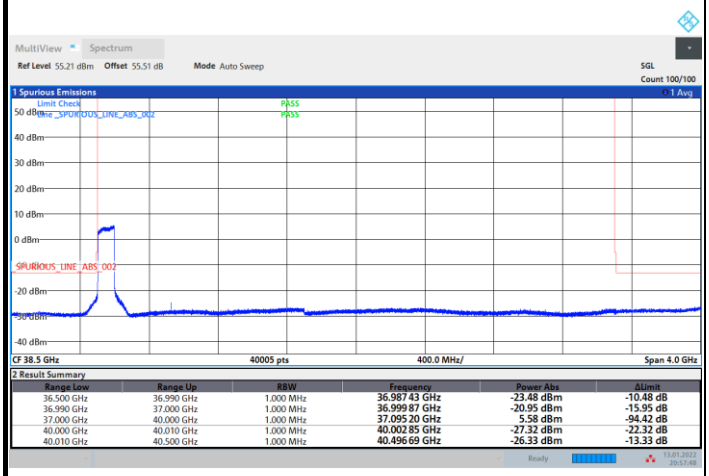

Range Low	Range Up	RBW	Frequency	Power Abs	ΔLimit
36.500 GHz	36.990 GHz	1.000 MHz	36.987 43 GHz	-23.48 dBm	-10.48 dB
36.990 GHz	37.000 GHz	1.000 MHz	36.999 87 GHz	-20.95 dBm	-15.95 dB
37.000 GHz	40.000 GHz	1.000 MHz	37.095 20 GHz	5.58 dBm	-94.42 dB
40.000 GHz	40.010 GHz	1.000 MHz	40.002 85 GHz	-27.32 dBm	-22.32 dB
40.010 GHz	40.500 GHz	1.000 MHz	40.496 69 GHz	-26.33 dBm	-13.33 dB

20:57:49 13.01.2022

Highest Band Edge / Full RB

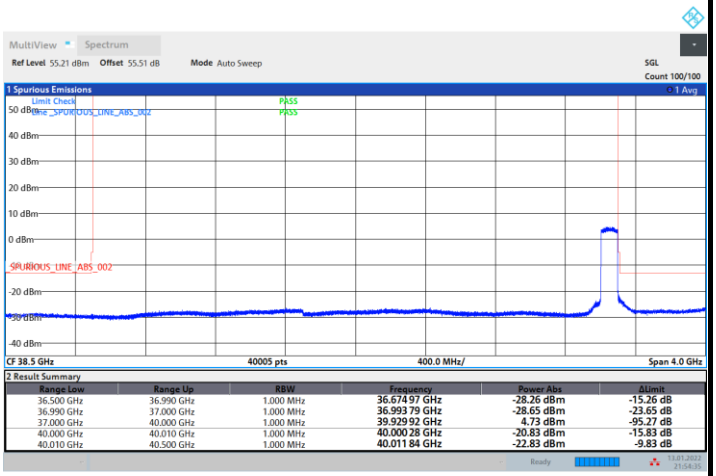

Range Low	Range Up	RBW	Frequency	Power Abs	ΔLimit
36.500 GHz	36.990 GHz	1.000 MHz	36.674 97 GHz	-28.26 dBm	-15.26 dB
36.990 GHz	37.000 GHz	1.000 MHz	36.993 79 GHz	-28.65 dBm	-23.65 dB
37.000 GHz	40.000 GHz	1.000 MHz	39.929 92 GHz	4.73 dBm	-95.27 dB
40.000 GHz	40.010 GHz	1.000 MHz	40.000 28 GHz	-20.83 dBm	-15.83 dB
40.010 GHz	40.500 GHz	1.000 MHz	40.011 84 GHz	-22.83 dBm	-9.83 dB

21:54:35 13.01.2022

CP-OFDM Module 1

NR Band n260 / 100MHz / 16QAM

Lowest Band Edge / Full RB

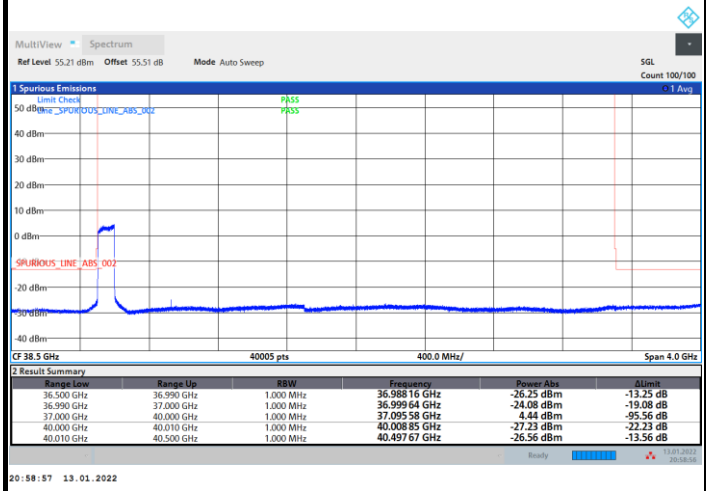

Highest Band Edge / Full RB

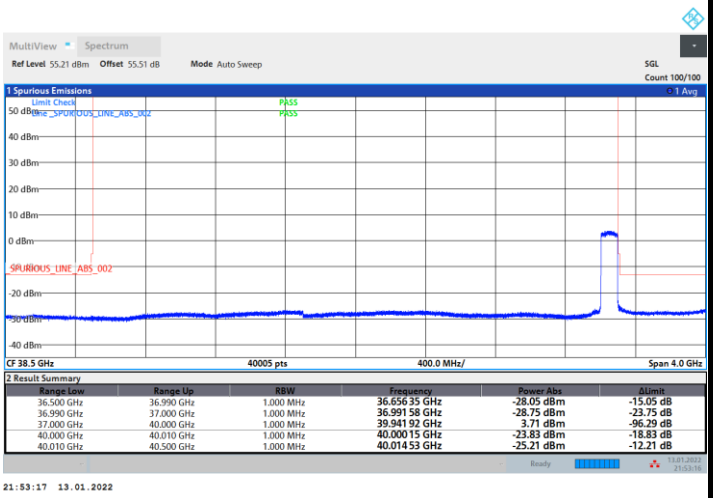

NR Band n260 / 100MHz / 64QAM

Lowest Band Edge / Full RB

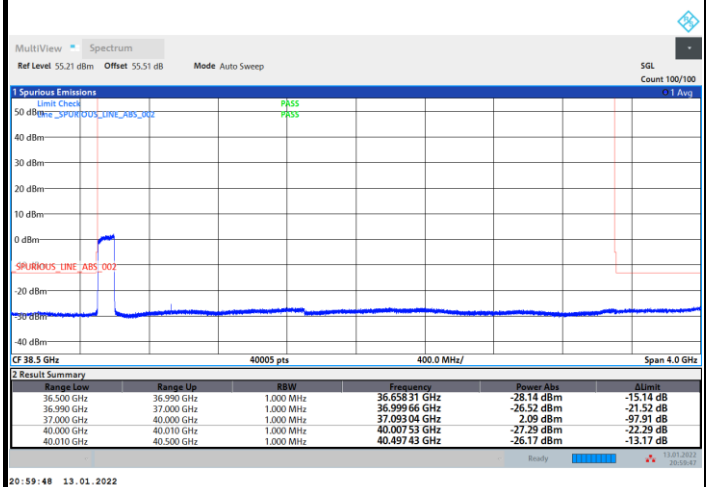

Highest Band Edge / Full RB

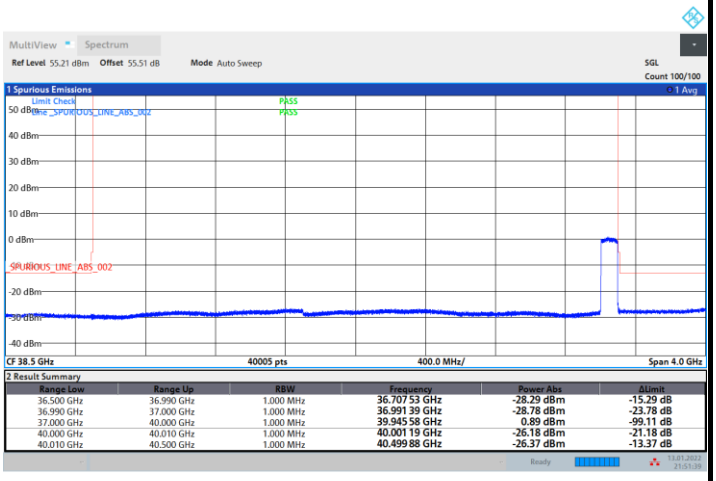

CP-OFDM Module 1

NR Band n260 / 200MHz / QPSK

Lowest Band Edge / Full RB

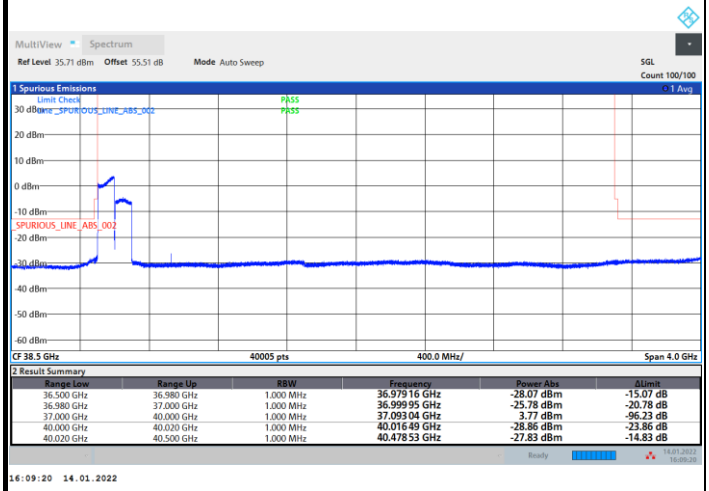

Highest Band Edge / Full RB

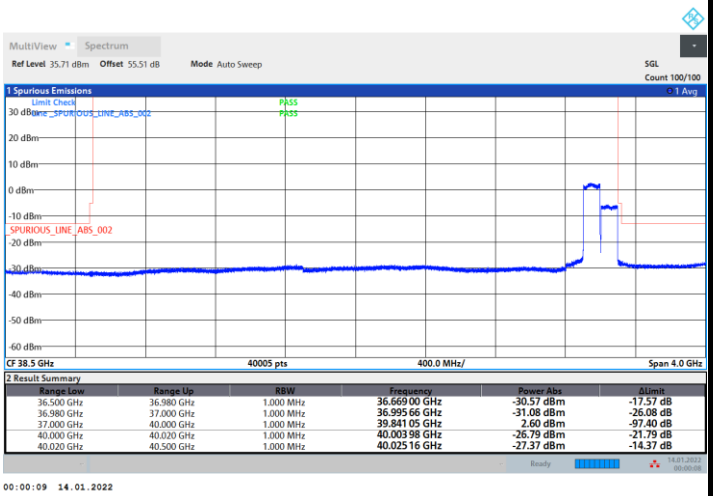

NR Band n260 / 200MHz / 16QAM

Lowest Band Edge / Full RB

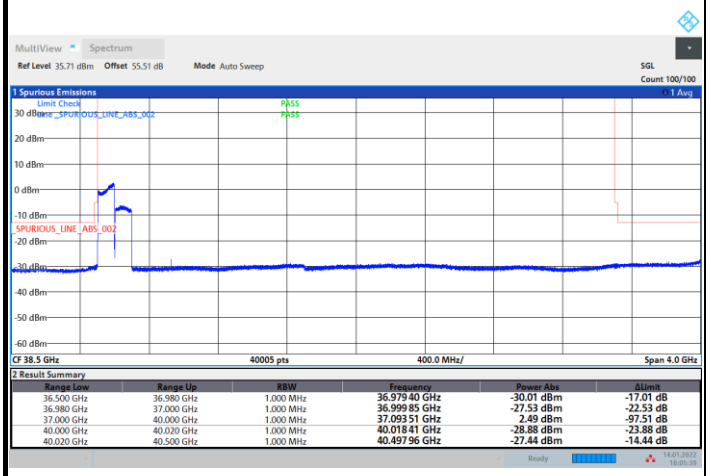

Highest Band Edge / Full RB

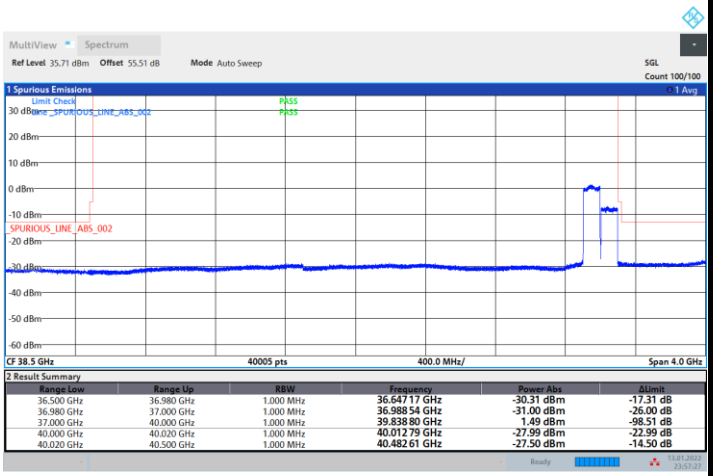

CP-OFDM Module 1

NR Band n260 / 200MHz / 64QAM	
Lowest Band Edge / Full RB	**Highest Band Edge / Full RB**
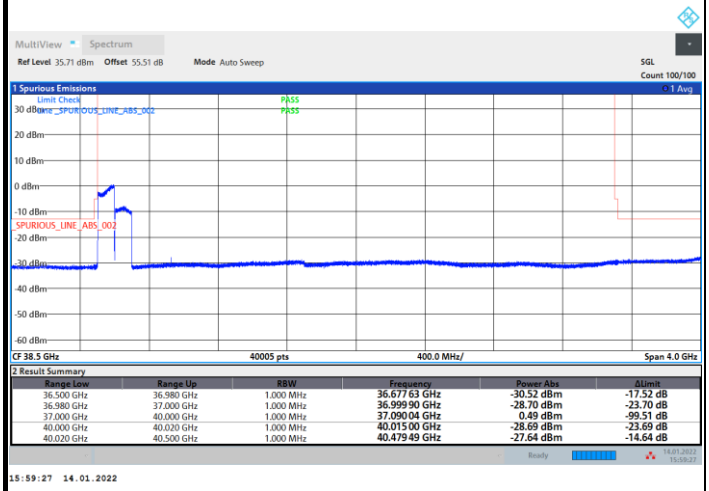	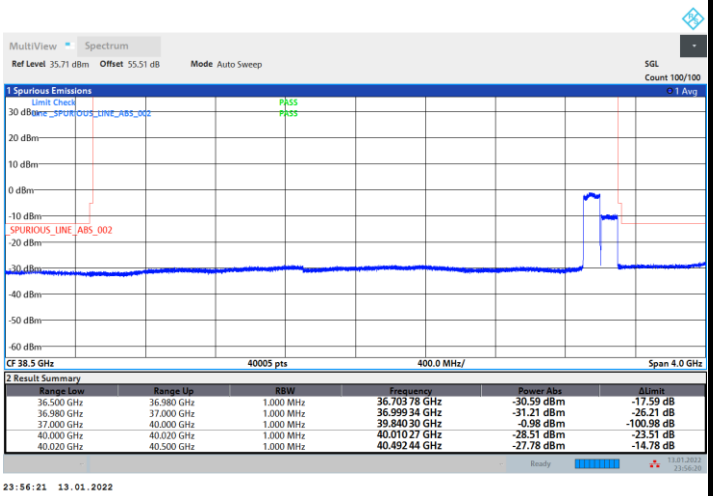

Spurious Emission

There is no significant spurious emission signal found for frequency started from 30MHz up to 18GHz.

Only the noise floor is reported.

NR Band n260 (30MHz-1GHz)
Horizontal
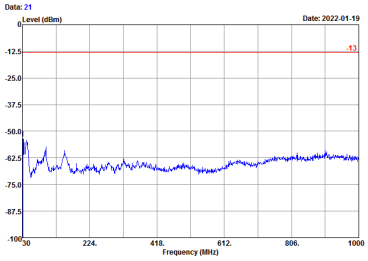 Site : 03CH02-SZ Condition : -13 EIRP_20200704_LF HORIZONTAL Project : 1N0903-01 : N260 Module 1 Freq Level Over Limit Limit Line MHz dBm dB dBm 1 30.97 -53.54 -40.54 -13.00
Vertical
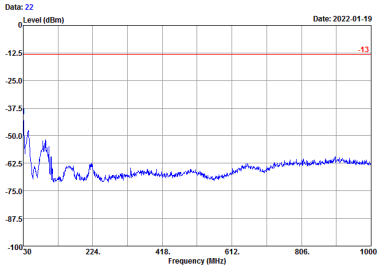 Site : 03CH02-SZ Condition : -13 EIRP_20200704_LF VERTICAL Project : 1N0903-01 : N260 Module 1 Freq Level Over Limit Limit Line MHz dBm dB dBm 1 30.00 -41.24 -28.24 -13.00

NR Band n260 (1GHz-18GHz)

Horizontal

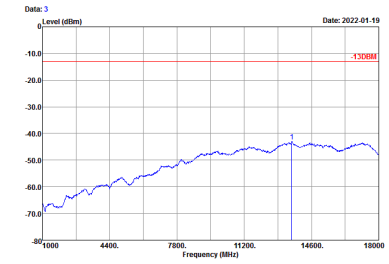

Site : 03CH02-SZ
Condition : -13DBM EIRP_20200906 HORIZONTAL
Project : 1N0903-01
: N260 Module 1

	Freq	Level	Over Limit	Limit Line
	MHz	dBm	dB	dBm
1	13597.00	-43.03	-30.03	-13.00

Vertical

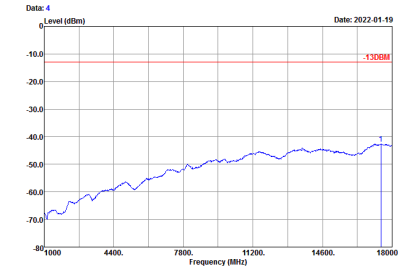

Site : 03CH02-SZ
Condition : -13DBM EIRP_20200906 VERTICAL
Project : 1N0903-01
: N260 Module 1

	Freq	Level	Over Limit	Limit Line
	MHz	dBm	dB	dBm
1	17456.00	-42.45	-29.45	-13.00

Spurious emission between 18GHz to 36.5GHz worst case plot is reported as following.

DFT-s-OFDM Module 1

NR Band n260 BPSK (18-36.5GHz)

Lowest Channel / 50MHz

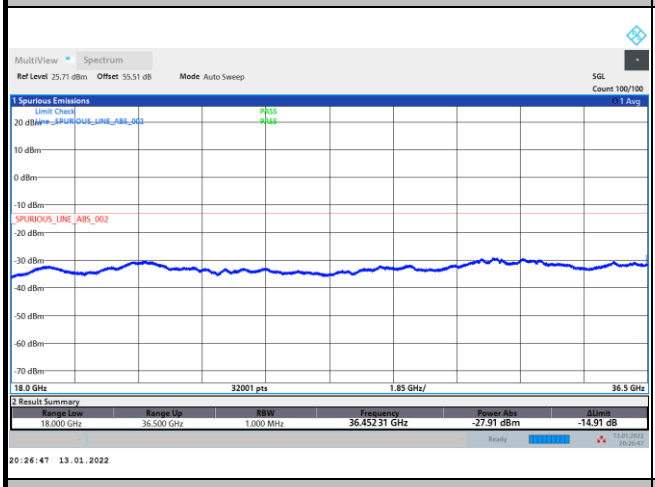

Lowest Channel / 100MHz

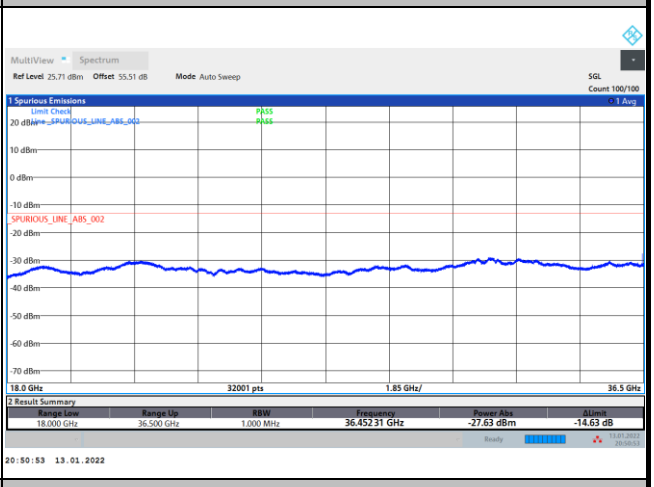

Middle Channel / 50MHz

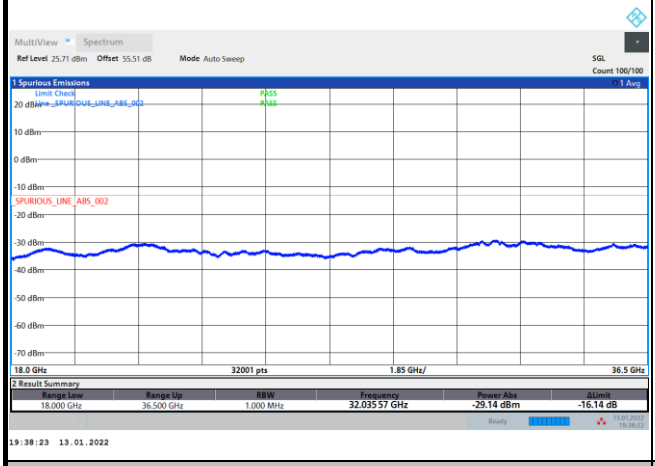

Middle Channel / 100MHz

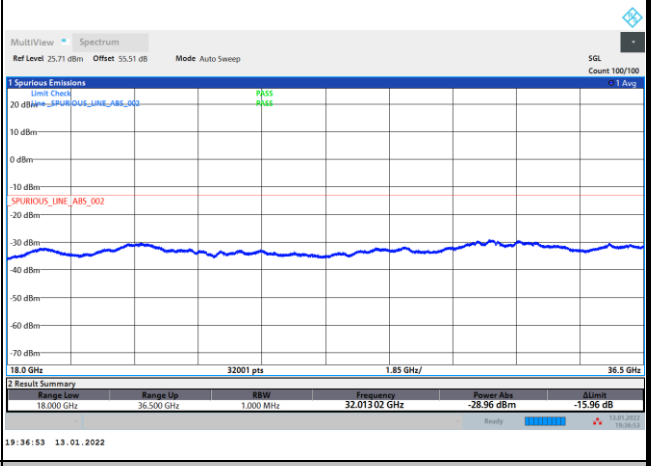

Highest Channel / 50MHz

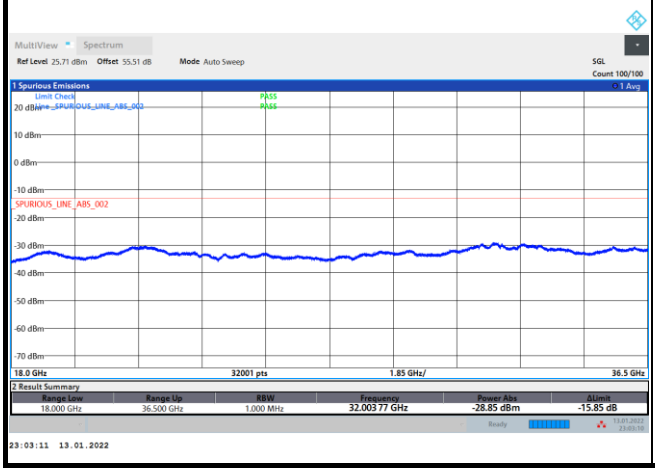

Highest Channel / 100MHz

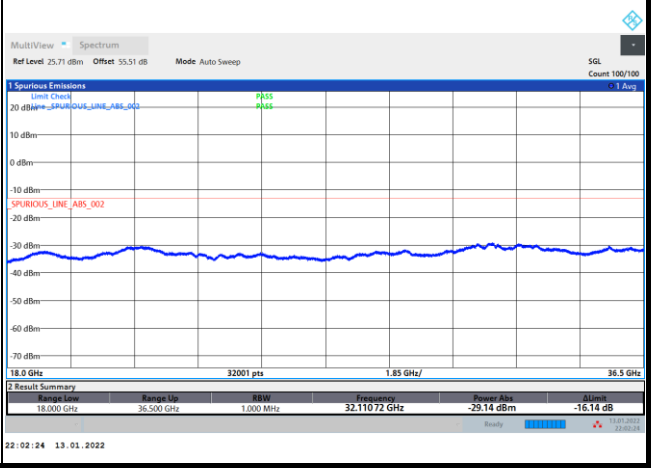

Remark: In band and out of band frequencies are omitted.

DFT-s-OFDM Module 1

NR Band n260 BPSK (18-36.5GHz)	
Lowest Channel / 200MHz	
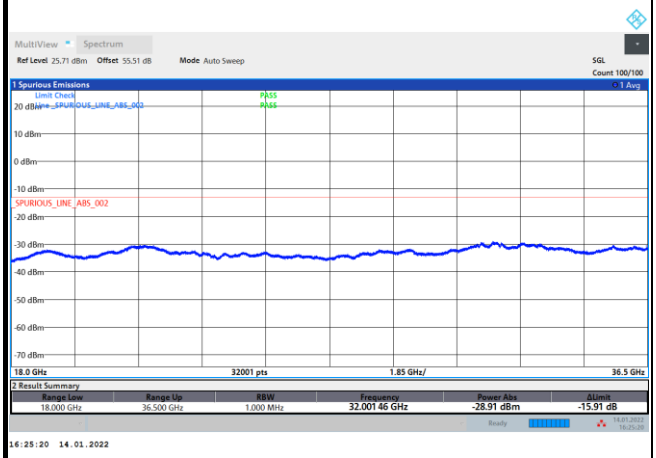	**intentionally blank**
Middle Channel / 200MHz	
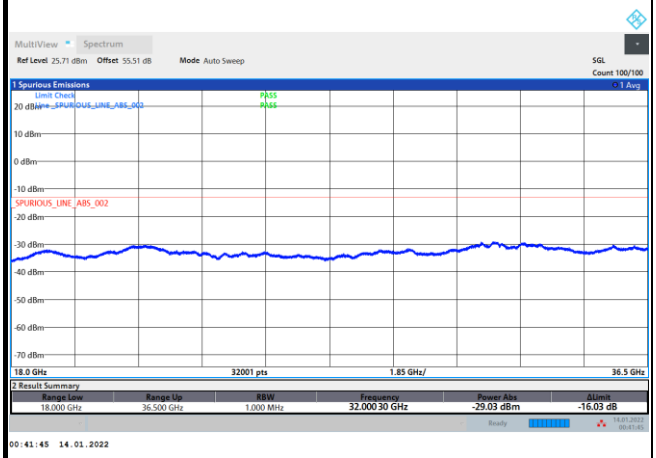	**intentionally blank**
Highest Channel / 200MHz	
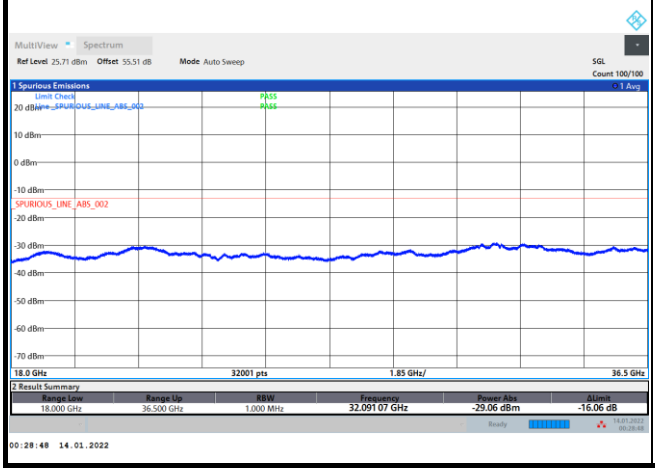	**intentionally blank**

Remark: In band and out of band frequencies are omitted.

DFT-s-OFDM Module 1

NR Band n260 QPSK (18-36.5GHz)

Lowest Channel / 50MHz

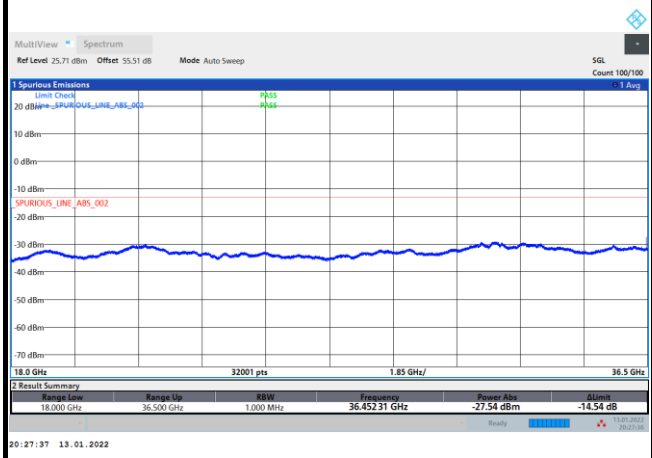

Lowest Channel / 100MHz

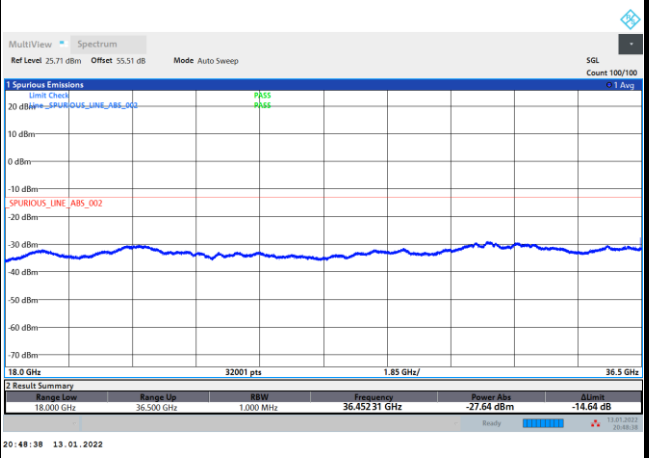

Middle Channel / 50MHz

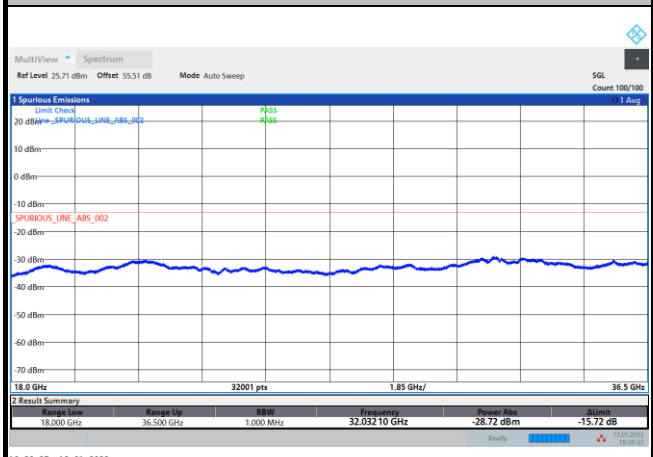

Middle Channel / 100MHz

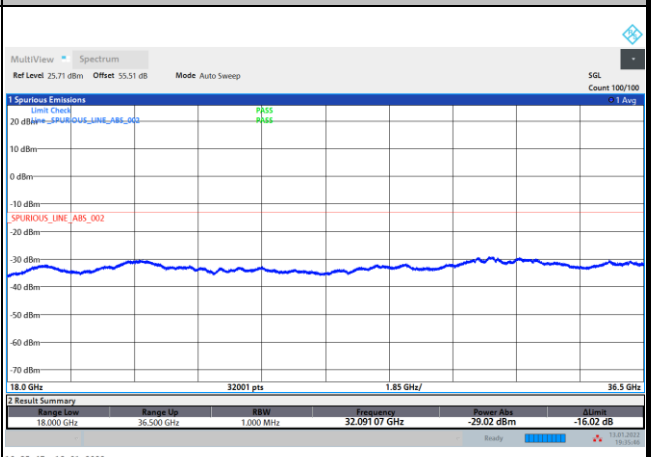

Highest Channel / 50MHz

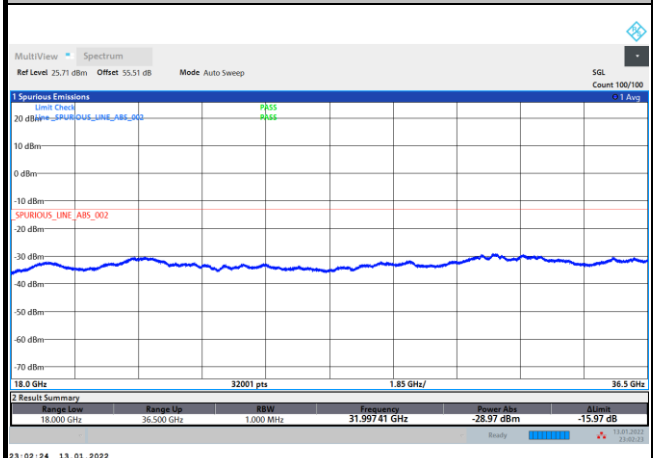

Highest Channel / 100MHz

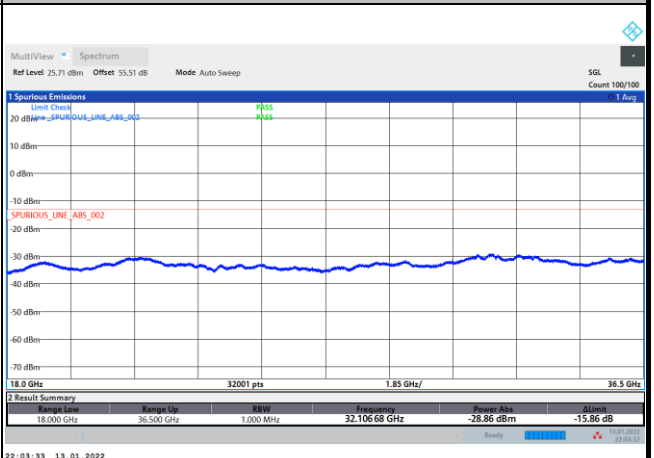

Remark: In band and out of band frequencies are omitted.

DFT-s-OFDM Module 1

NR Band n260 QPSK (18-36.5GHz)	
Lowest Channel / 200MHz	
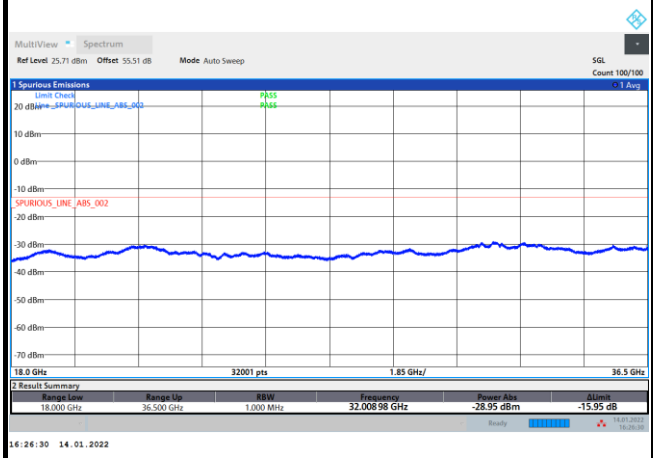	**intentionally blank**
Middle Channel / 200MHz	
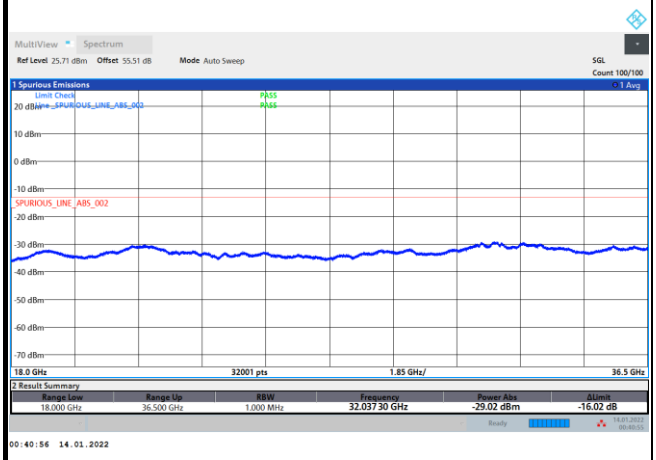	**intentionally blank**
Highest Channel / 200MHz	
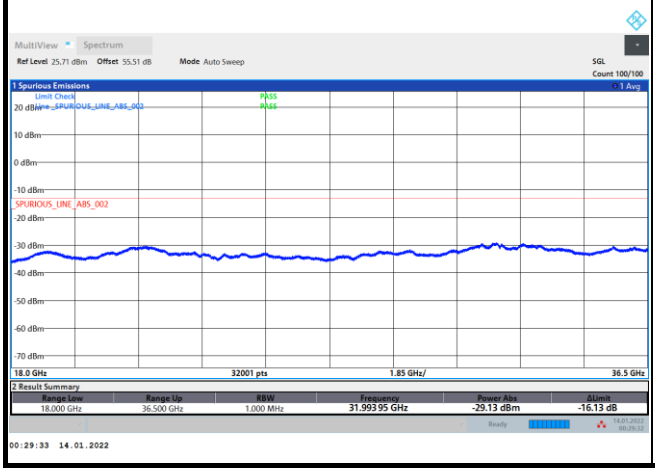	**intentionally blank**

Remark: In band and out of band frequencies are omitted.

CP-OFDM Module 1

NR Band n260 QPSK (18-36.5GHz)

Lowest Channel / 50MHz

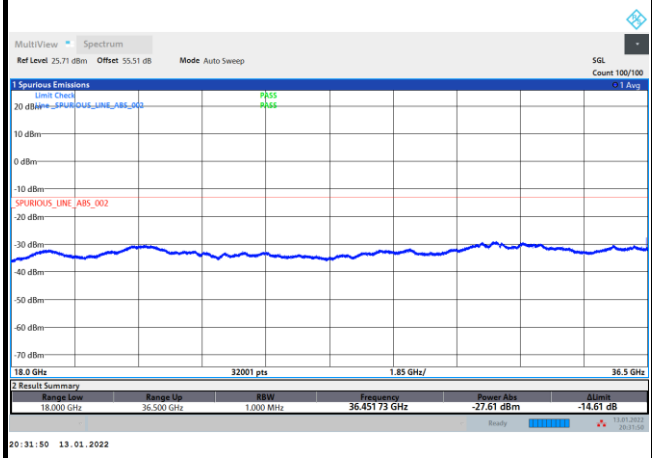

Lowest Channel / 100MHz

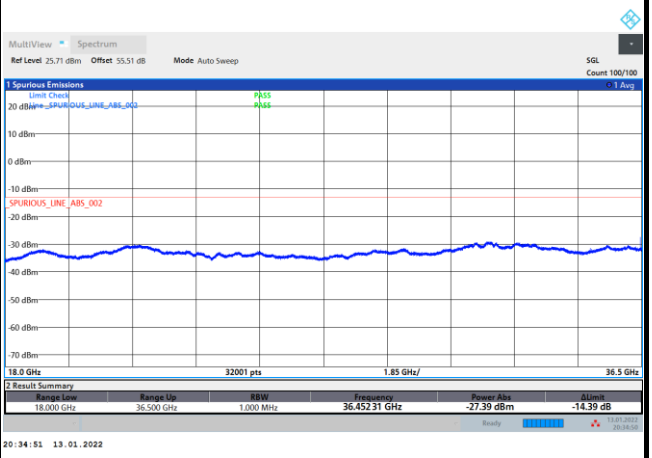

Middle Channel / 50MHz

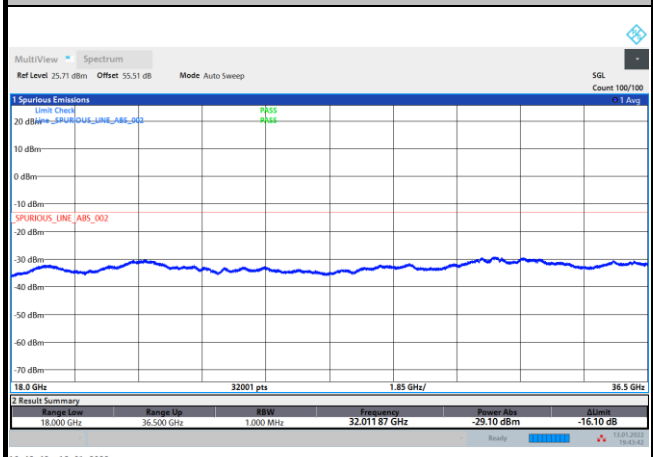

Middle Channel / 100MHz

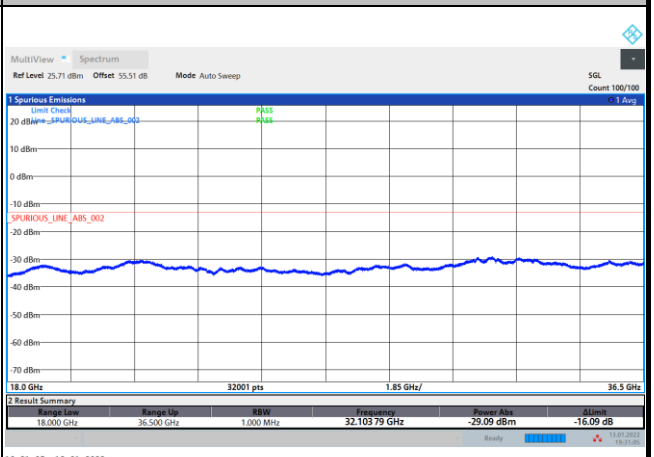

Highest Channel / 50MHz

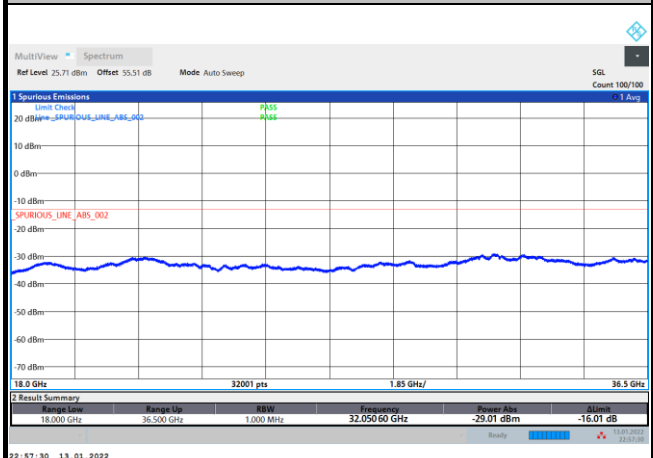

Highest Channel / 100MHz

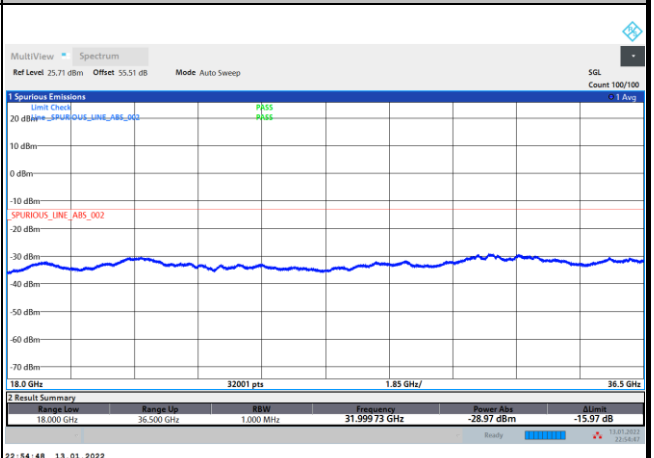

Remark: In band and out of band frequencies are omitted.

CP-OFDM Module 1

NR Band n260 QPSK (18-36.5GHz)	
Lowest Channel / 200MHz	
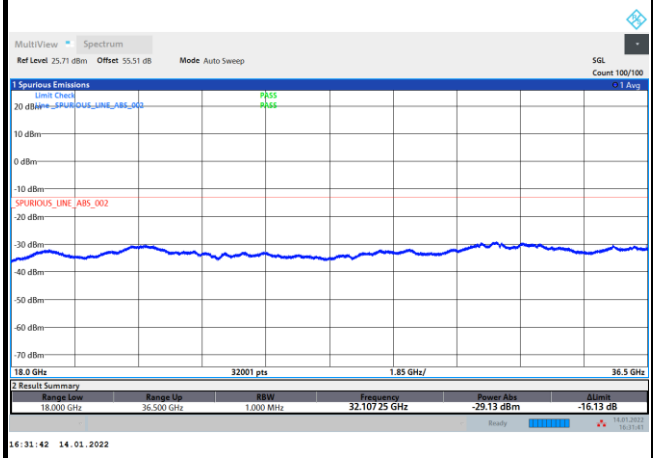	**intentionally blank**
Middle Channel / 200MHz	
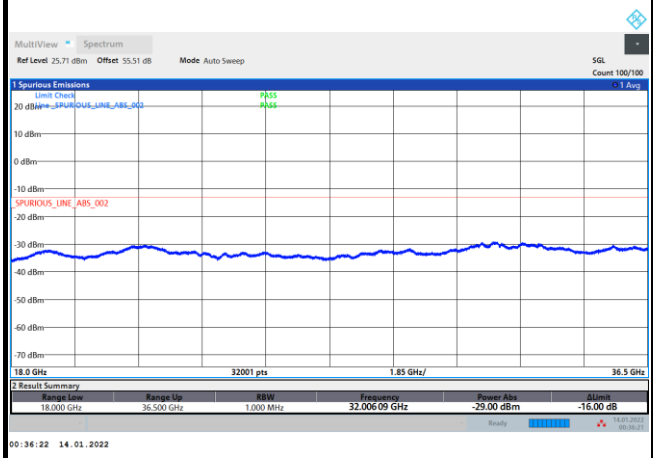	**intentionally blank**
Highest Channel / 200MHz	
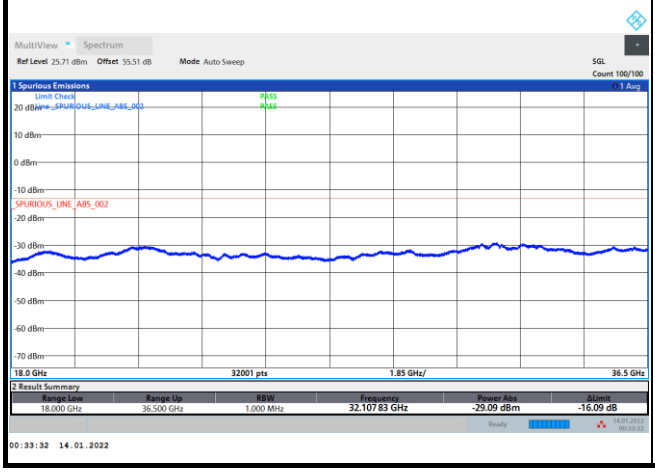	**intentionally blank**

Remark: In band and out of band frequencies are omitted.

There is no significant spurious emission signal found for frequency started from 40GHz up to 200GHz.

Only the noise floor is reported.

NR Band n260
(40GHz-60GHz)

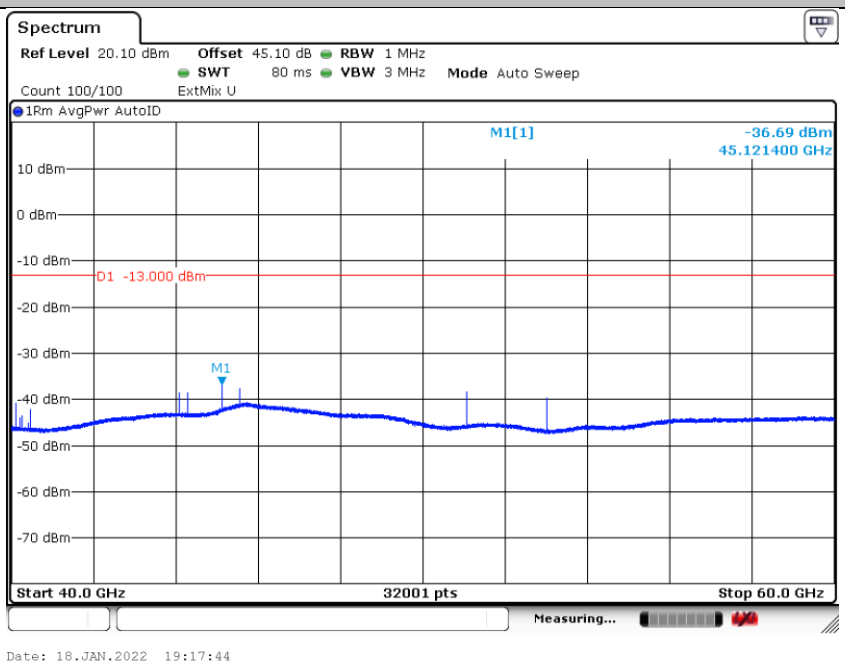

Offset = Antenna Factor (dB/m) + Cable Loss (dB) + 107 + 20log (D) – 104.8

= 42.5 + 0.4 + 107 + 20log(1) – 104.8 = 45.1 (dB)

NR Band n260
(60GHz-90GHz)

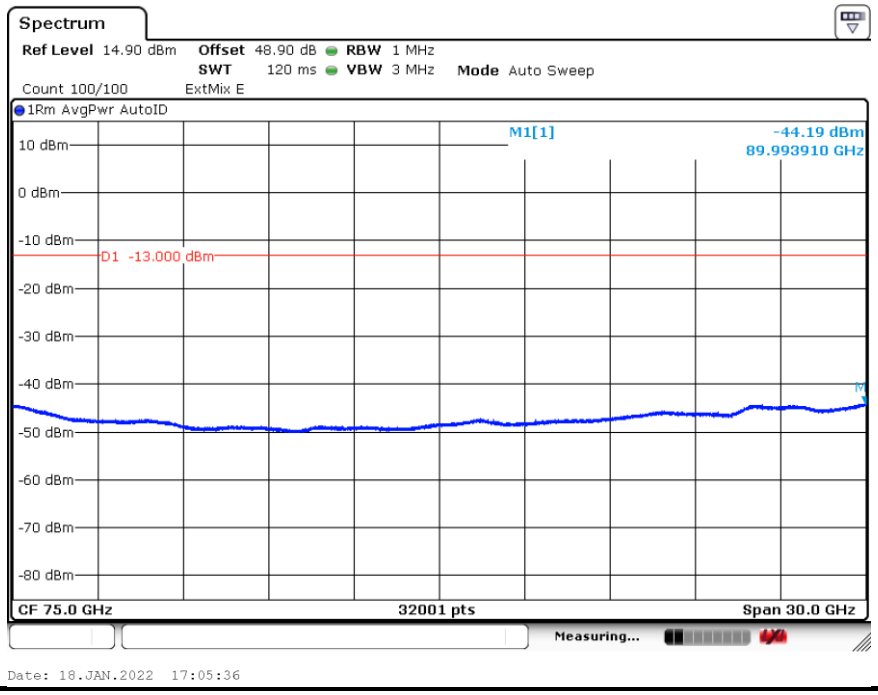

Offset = Antenna Factor (dB/m) + Cable Loss (dB) + 107 + 20log (D) – 104.8

= 46.3+ 0.4 + 107 + 20log(1) – 104.8 = 48.9 (dB)

NR Band n260
(90GHz-140GHz)

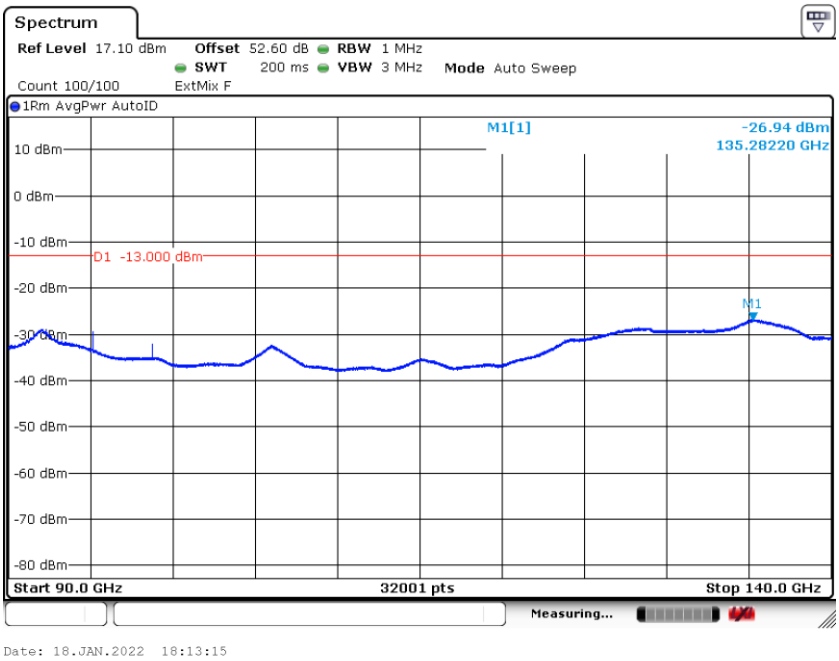

Offset = Antenna Factor (dB/m) + Cable Loss (dB) + 107 + 20log (D) – 104.8

= 50 + 0.4 + 107 + 20log(1) – 104.8 = 52.6 (dB)

NR Band n260
(140GHz-200GHz)

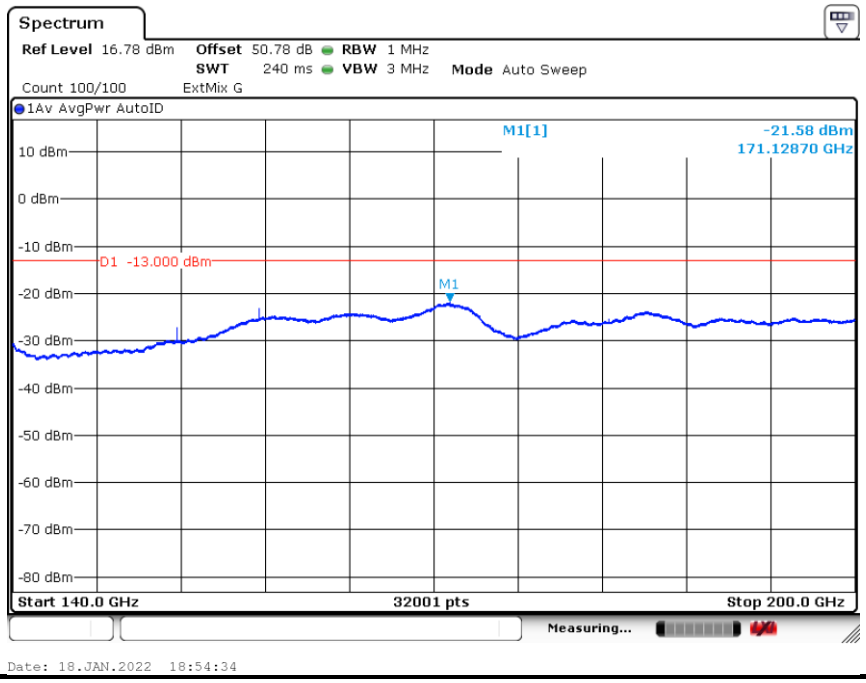

Offset = Antenna Factor (dB/m) + Cable Loss (dB) + 107 + 20log (D) – 104.8

= 54.2 + 0.4 + 107 + 20log(0.5) – 104.8 = 50.78 (dB)

Remark: The spurious emissions were measured from 18GHz to 36.5GHz and 40GHz to 200GHz. The test results within the omitted frequency 36.5GHz to 40GHz were measured and reported in the section of Radiated Out of Band Emission with frequency range, 36.5GHz to 40GHz, and all spurious comply with limits.

Frequency Stability

Test Conditions		NR Band n260 / Middle Channel			Limit
Temperature (°C)	Voltage (Volt)	CW tone			Note 2.
		Frequency (GHz)	Deviation (kHz)	Deviation (ppm)	Result
50	Normal Voltage	38.49992619	74.530	1.936	PASS
40	Normal Voltage	38.49995441	46.310	1.203	
30	Normal Voltage	38.49999204	8.680	0.225	
20(Ref.)	Normal Voltage	38.50000072	0.000	0.000	
10	Normal Voltage	38.50007019	-69.470	1.804	
0	Normal Voltage	38.5002686	-267.880	6.958	
-10	Normal Voltage	38.5003126	-311.880	8.101	
-20	Normal Voltage	38.5003334	-332.680	8.641	
-30	Normal Voltage	38.500301	-300.280	7.799	
20	Maximum Voltage	38.50001085	-10.130	0.263	
20	Normal Voltage	38.5	0.000	0.000	
20	Battery End Point	38.49998046	20.260	0.526	

Note:

1. Normal Voltage =3.87 V. ; Battery End Point (BEP) =3.5 V. ; Maximum Voltage =4.45 V.
2. The frequency fundamental emissions stay within the operation band.

NR Band n261 Module 0

AG0

Occupied Bandwidth

Mode	DFT-s-OFDM Module 0 NR Band n261 : 99%OBW(MHz)											
BW	50MHz				100MHz				200MHz			
Mod.	BPSK	QPSK	16QAM	64QAM	BPSK	QPSK	16QAM	64QAM	BPSK	QPSK	16QAM	64QAM
Lowest CH	45.85	45.89	45.89	45.77	91.26	91.30	91.78	91.28	186.32	186.84	189.87	187.30
Middle CH	45.96	45.99	45.92	45.82	91.57	91.43	91.49	91.40	188.95	188.00	188.43	187.84
Highest CH	45.93	46.16	46.01	46.03	91.29	91.36	91.76	91.30	185.46	185.96	184.90	185.96

Mode	CP-OFDM Module 0 NR Band n261 : 99%OBW(MHz)								
BW	50MHz			100MHz			200MHz		
Mod.	QPSK	16QAM	64QAM	QPSK	16QAM	64QAM	QPSK	16QAM	64QAM
Lowest CH	45.98	45.86	45.94	91.14	91.38	91.21	185.75	185.37	186.60
Middle CH	46.01	45.87	46.00	91.32	91.55	91.56	187.79	187.85	188.23
Highest CH	45.98	45.88	45.83	91.35	91.49	91.25	185.53	185.13	185.54

DFT-s-OFDM Module 0

NR Band n261

Lowest Channel / 50MHz / BPSK

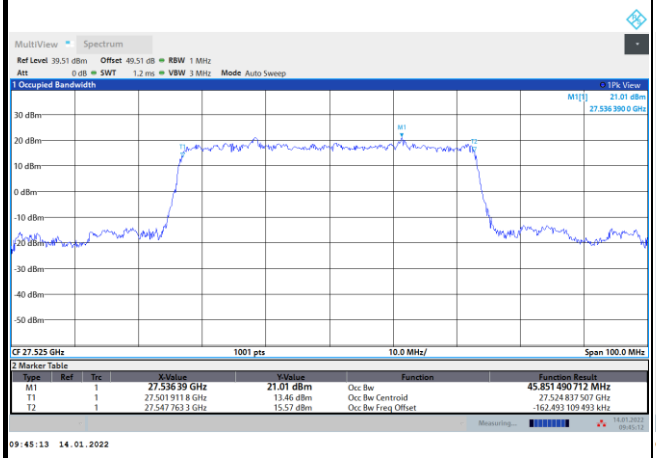

Lowest Channel / 50MHz / QPSK

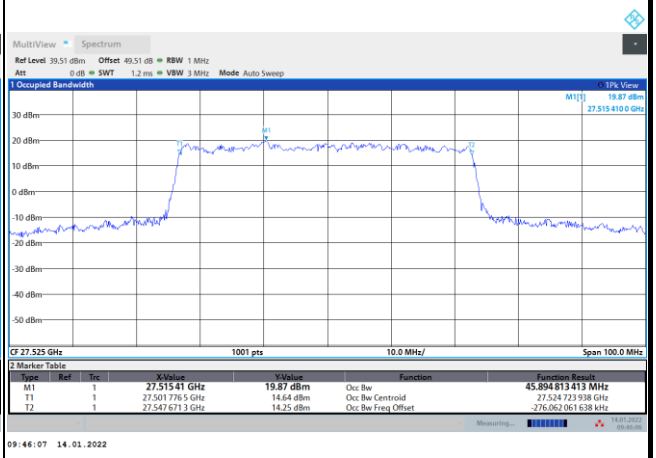

Middle Channel / 50MHz / BPSK

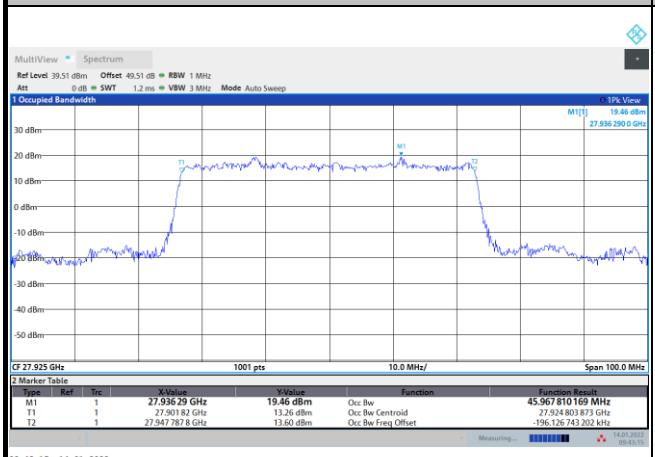

Middle Channel / 50MHz / QPSK

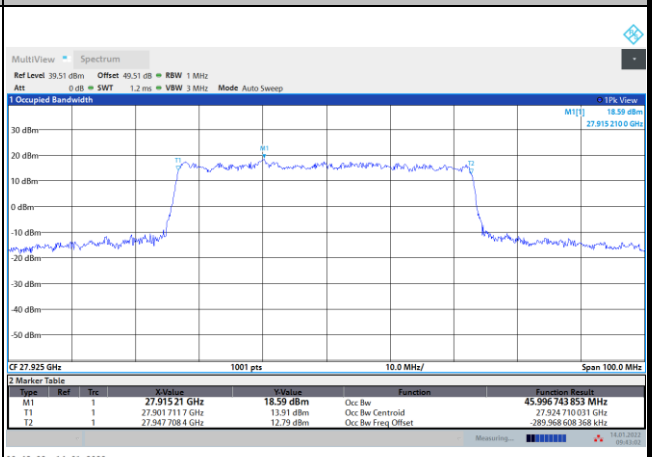

Highest Channel / 50MHz / BPSK

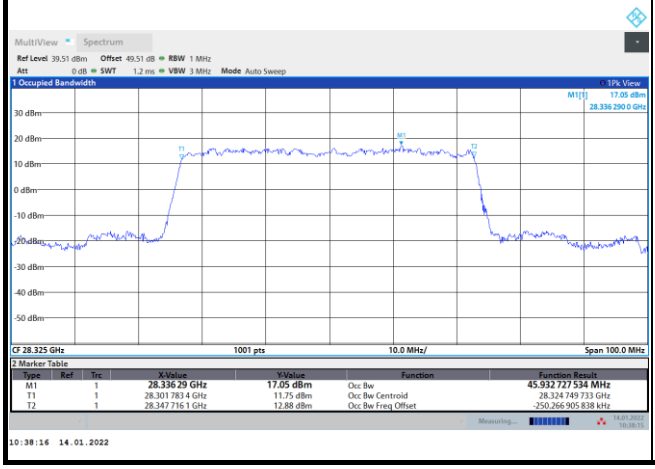

Highest Channel / 50MHz / QPSK

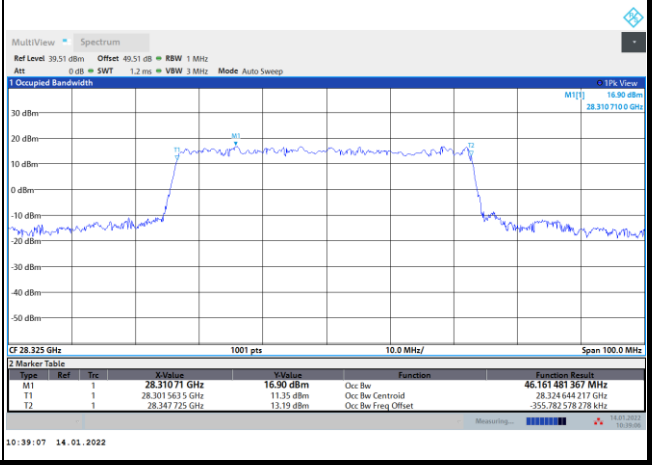

DFT-s-OFDM Module 0

NR Band n261

Lowest Channel / 50MHz / 16QAM

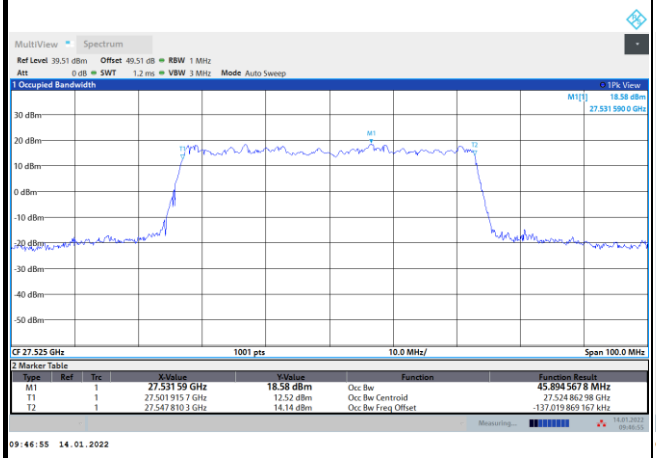

Lowest Channel / 50MHz / 64QAM

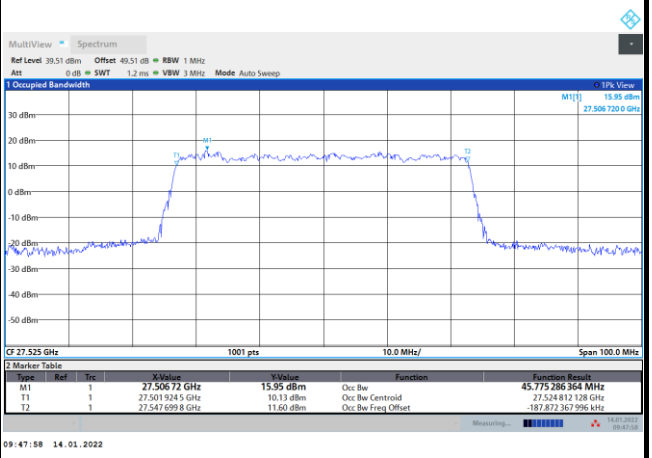

Middle Channel / 50MHz / 16QAM

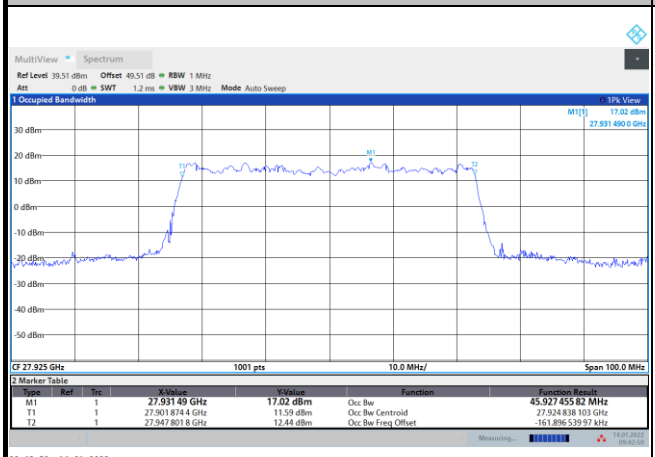

Middle Channel / 50MHz / 64QAM

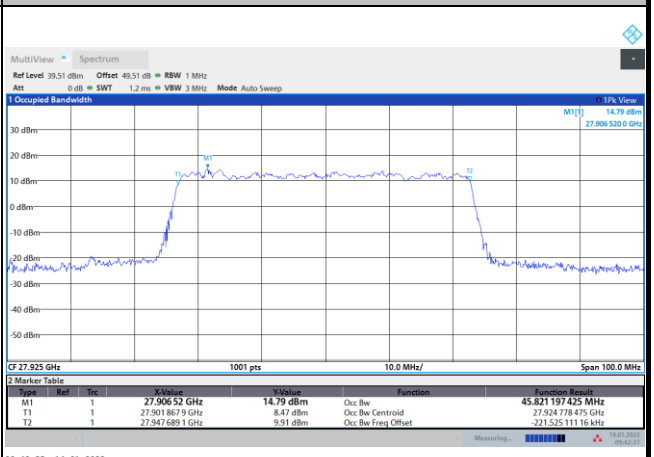

Highest Channel / 50MHz / 16QAM

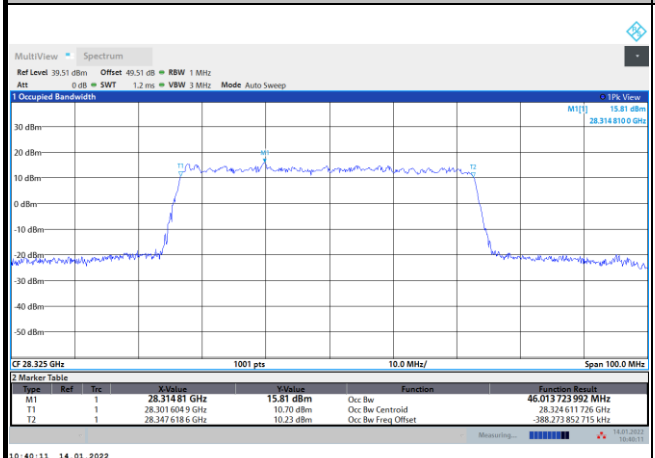

Highest Channel / 50MHz / 64QAM

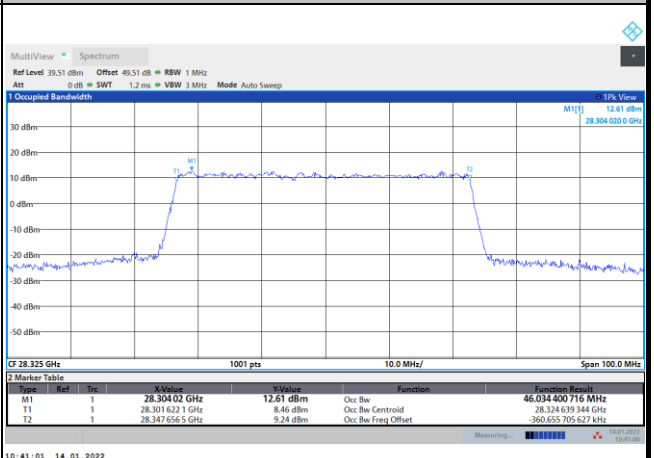

DFT-s-OFDM Module 0

NR Band n261

Lowest Channel / 100MHz / BPSK

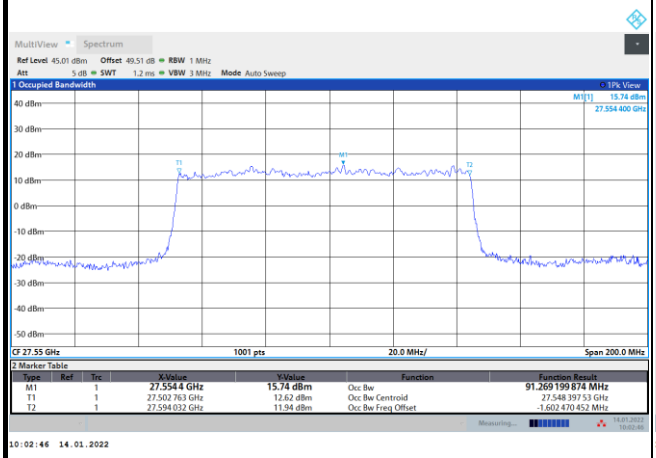

Lowest Channel / 100MHz / QPSK

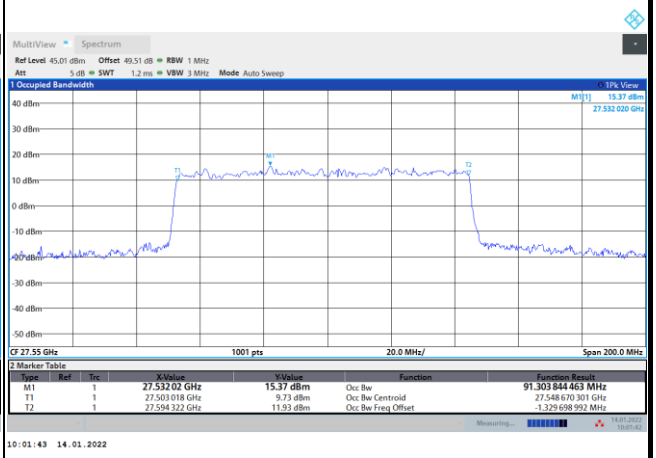

Middle Channel / 100MHz / BPSK

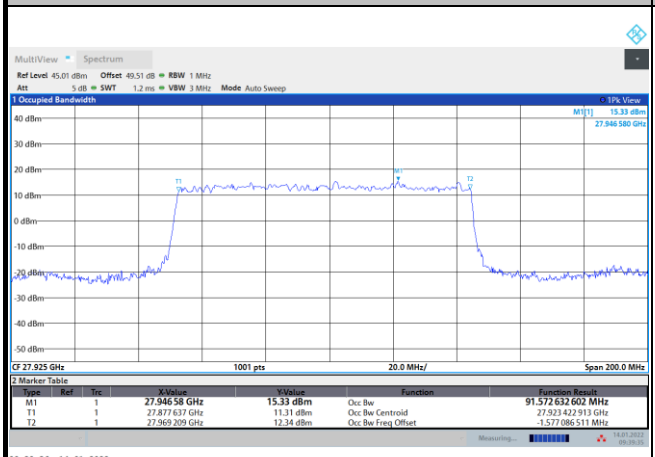

Middle Channel / 100MHz / QPSK

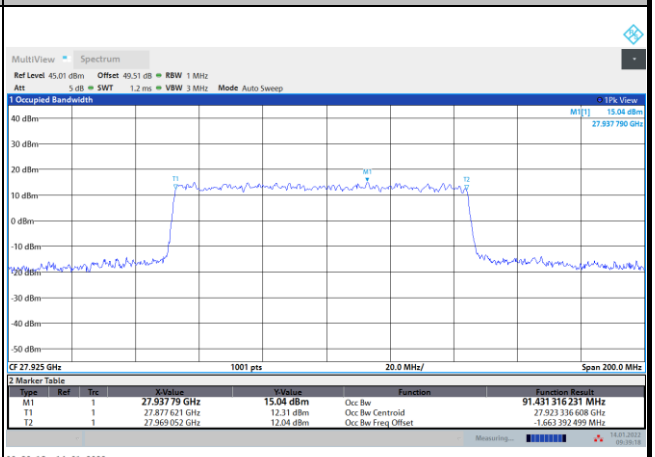

Highest Channel / 100MHz / BPSK

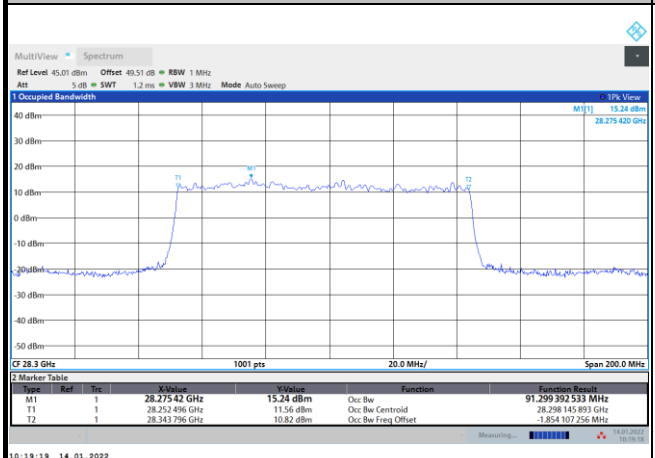

Highest Channel / 100MHz / QPSK

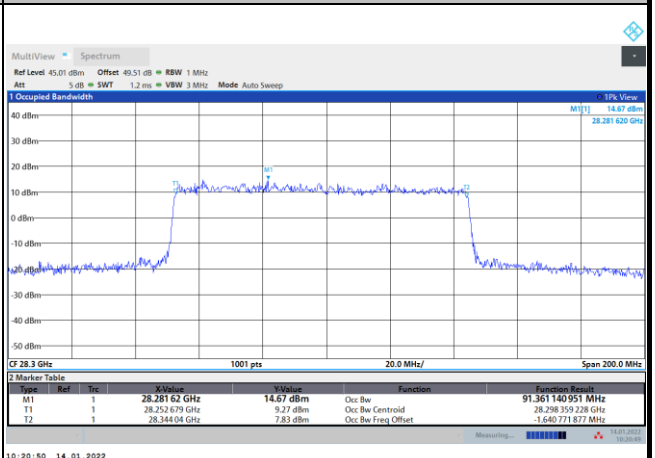

DFT-s-OFDM Module 0

NR Band n261

Lowest Channel / 100MHz / 16QAM

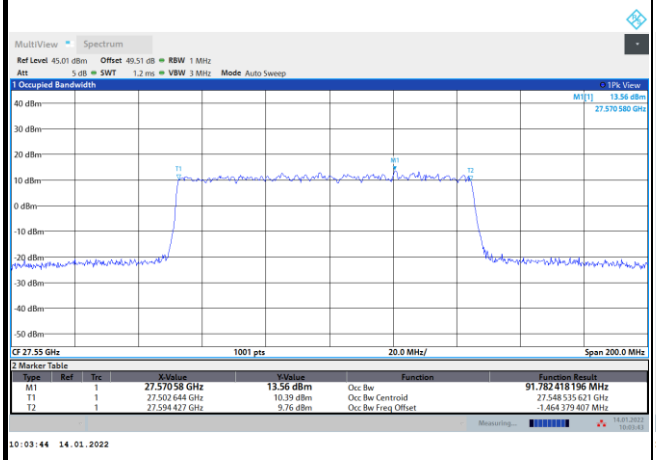

Lowest Channel / 100MHz / 64QAM

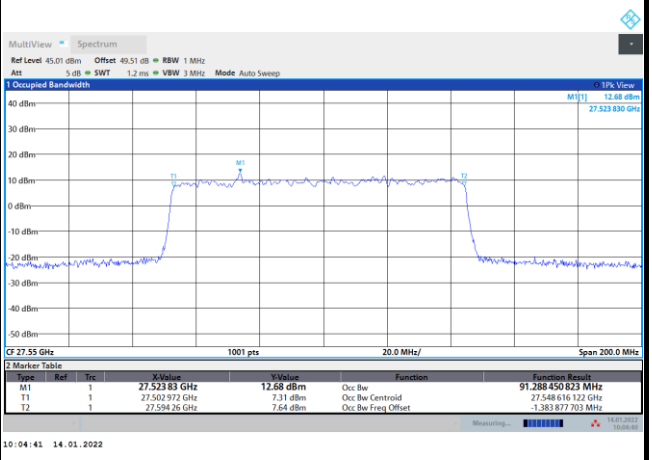

Middle Channel / 100MHz / 16QAM

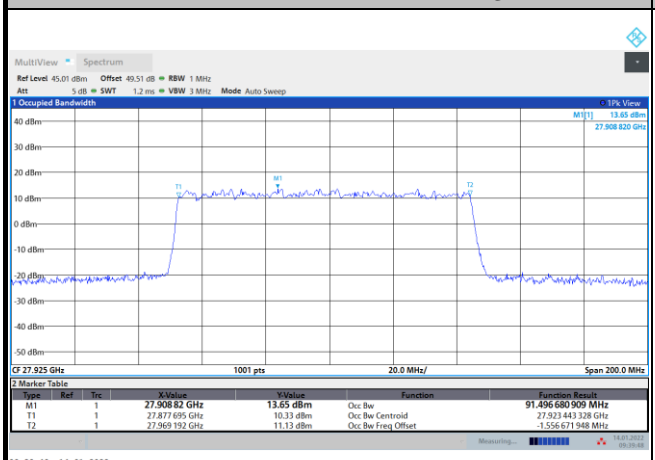

Middle Channel / 100MHz / 64QAM

Highest Channel / 100MHz / 16QAM

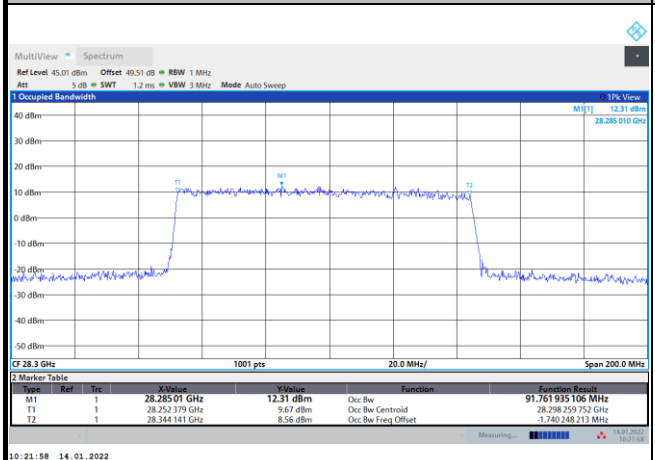

Highest Channel / 100MHz / 64QAM

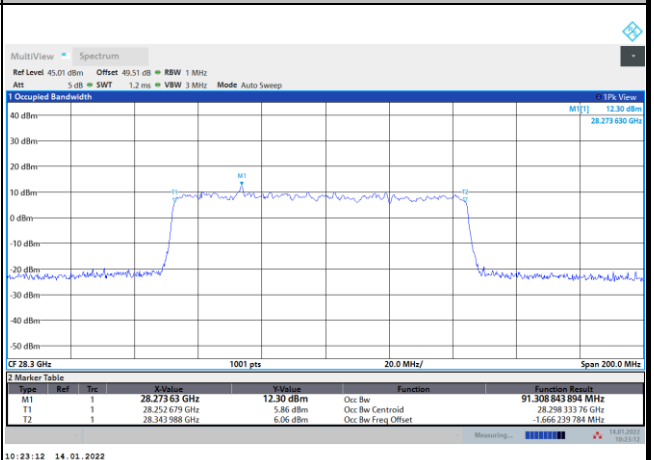

DFT-s-OFDM Module 0

NR Band n261

Lowest Channel / 200MHz / BPSK

Lowest Channel / 200MHz / QPSK

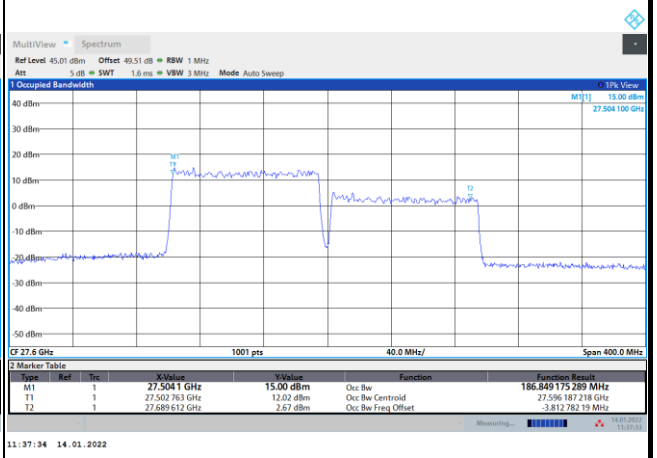

Middle Channel / 200MHz / BPSK

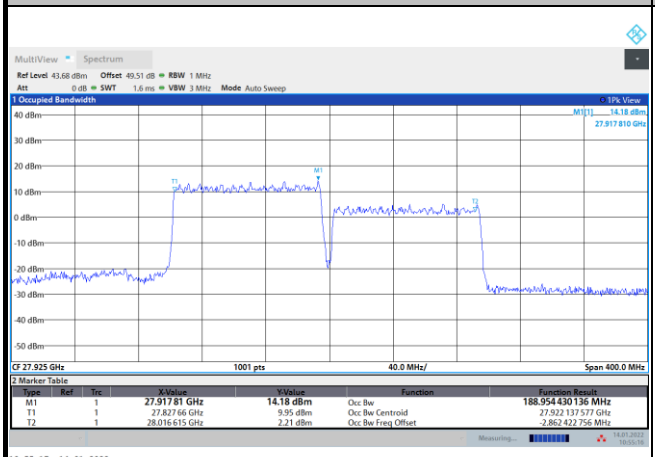

Middle Channel / 200MHz / QPSK

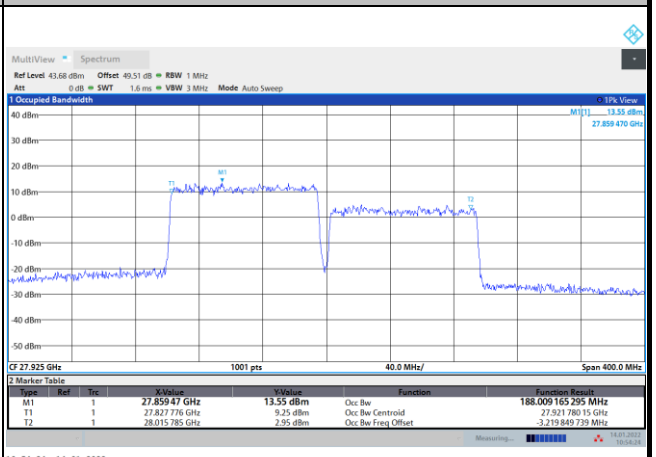

Highest Channel / 200MHz / BPSK

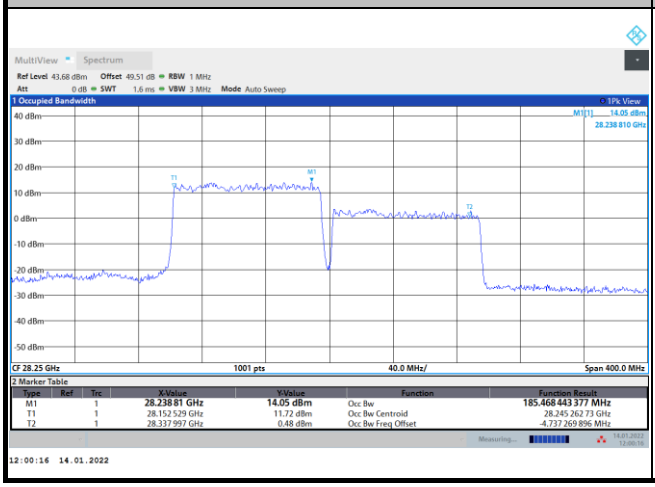
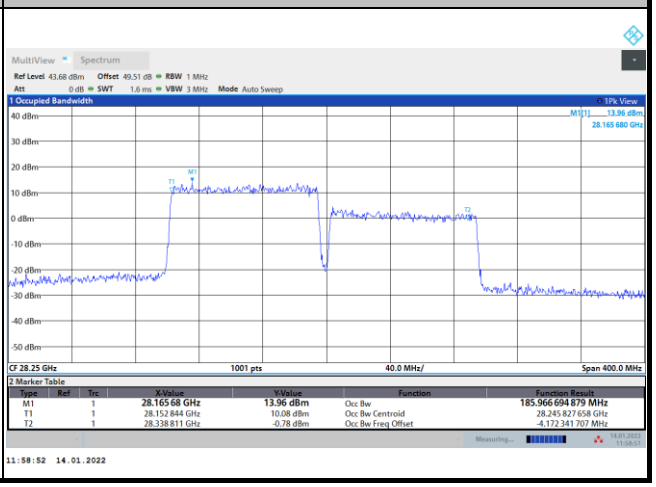
Highest Channel / 200MHz / QPSK