DFT-s-OFDM Module 0

NR Band n261 / 100MHz / 16QAM

Lowest Band Edge / Full RB

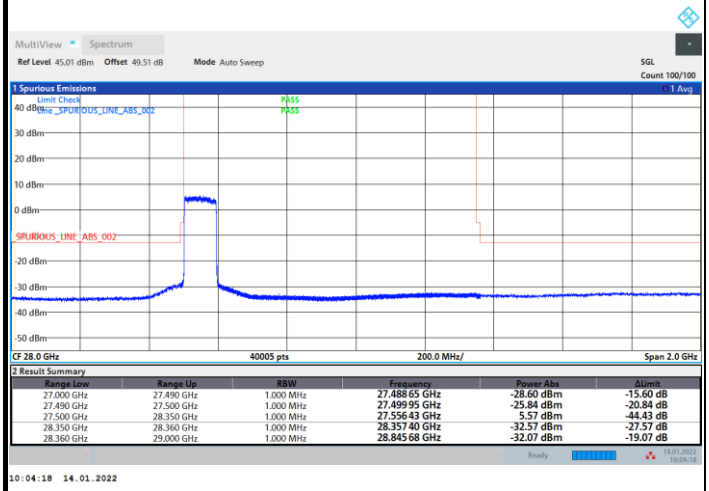

10:04:18 14.01.2022

Highest Band Edge / Full RB

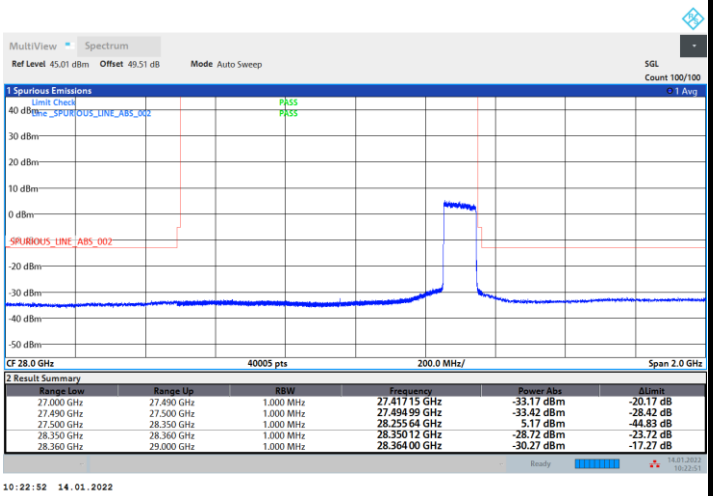

10:22:52 14.01.2022

NR Band n261 / 100MHz / 64QAM

Lowest Band Edge / Full RB

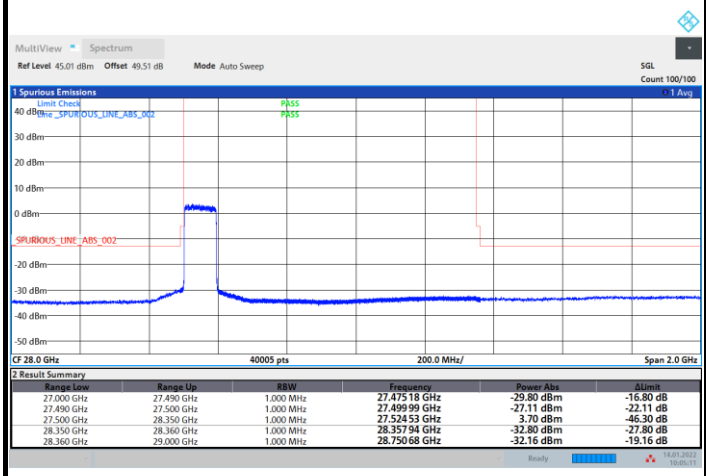

10:05:12 14.01.2022

Highest Band Edge / Full RB

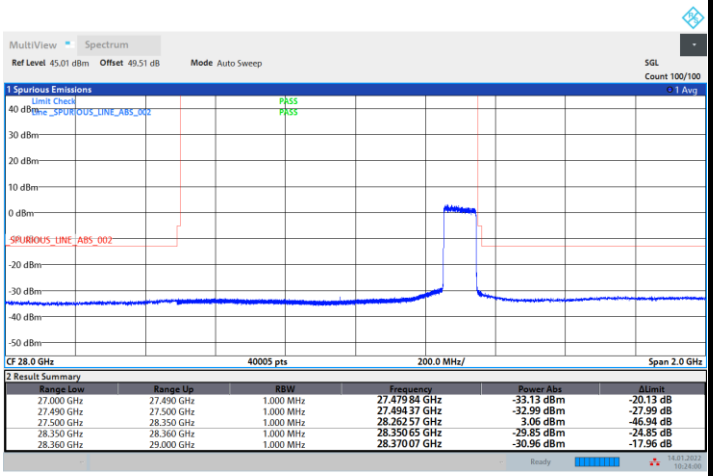

10:24:00 14.01.2022

DFT-s-OFDM Module 0

NR Band n261 / 200MHz / BPSK

Lowest Band Edge / Full RB

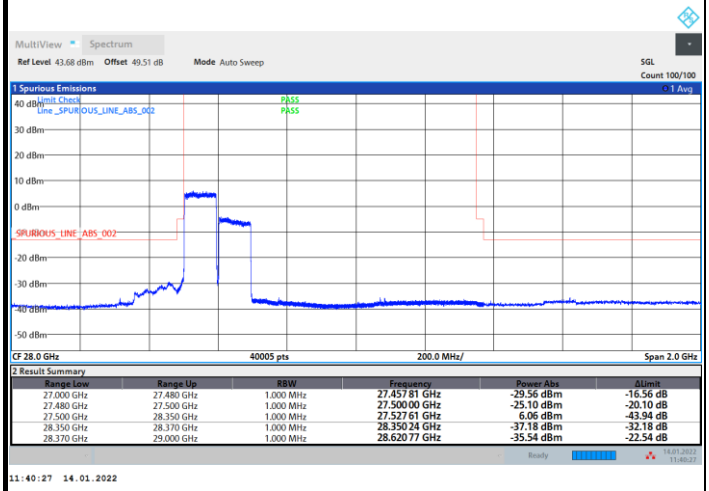

Range Low	Range Up	RBW	Frequency	Power Abs	ΔLimit
27.000 GHz	27.480 GHz	1.000 MHz	27.457 81 GHz	-29.56 dBm	-16.56 dB
27.480 GHz	27.500 GHz	1.000 MHz	27.500 00 GHz	-25.10 dBm	-20.10 dB
27.500 GHz	28.350 GHz	1.000 MHz	27.527 61 GHz	6.06 dBm	-43.94 dB
28.350 GHz	28.370 GHz	1.000 MHz	28.350 24 GHz	-37.18 dBm	-32.18 dB
28.370 GHz	29.000 GHz	1.000 MHz	28.620 77 GHz	-35.54 dBm	-22.54 dB

11:40:27 14.01.2022

Highest Band Edge / Full RB

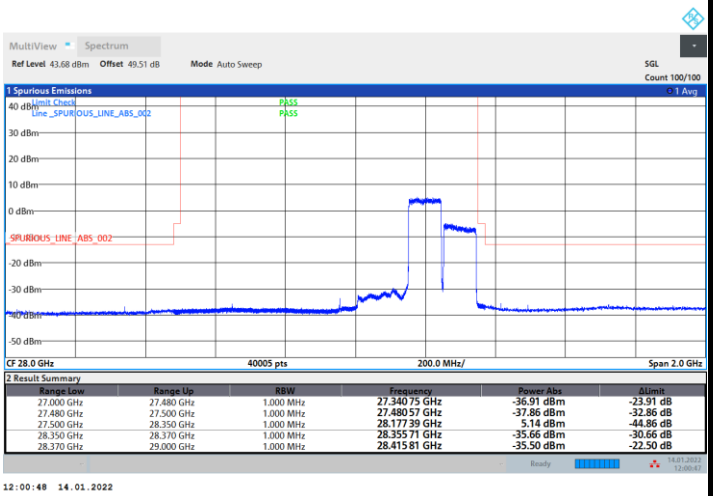

Range Low	Range Up	RBW	Frequency	Power Abs	ΔLimit
27.000 GHz	27.480 GHz	1.000 MHz	27.340 75 GHz	-36.91 dBm	-23.91 dB
27.480 GHz	27.500 GHz	1.000 MHz	27.480 57 GHz	-37.86 dBm	-32.86 dB
27.500 GHz	28.350 GHz	1.000 MHz	28.177 39 GHz	5.14 dBm	-44.86 dB
28.350 GHz	28.370 GHz	1.000 MHz	28.355 71 GHz	-35.66 dBm	-30.66 dB
28.370 GHz	29.000 GHz	1.000 MHz	28.415 81 GHz	-35.50 dBm	-22.50 dB

12:00:48 14.01.2022

NR Band n261 / 200MHz / QPSK

Lowest Band Edge / Full RB

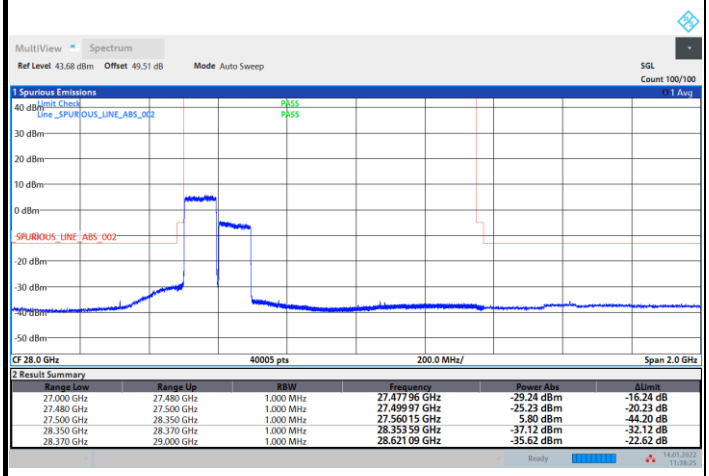

Range Low	Range Up	RBW	Frequency	Power Abs	ΔLimit
27.000 GHz	27.480 GHz	1.000 MHz	27.477 96 GHz	-29.24 dBm	-16.24 dB
27.480 GHz	27.500 GHz	1.000 MHz	27.499 97 GHz	-25.23 dBm	-20.23 dB
27.500 GHz	28.350 GHz	1.000 MHz	27.560 15 GHz	5.80 dBm	-44.20 dB
28.350 GHz	28.370 GHz	1.000 MHz	28.353 59 GHz	-37.12 dBm	-32.12 dB
28.370 GHz	29.000 GHz	1.000 MHz	28.621 09 GHz	-35.62 dBm	-22.62 dB

11:38:25 14.01.2022

Highest Band Edge / Full RB

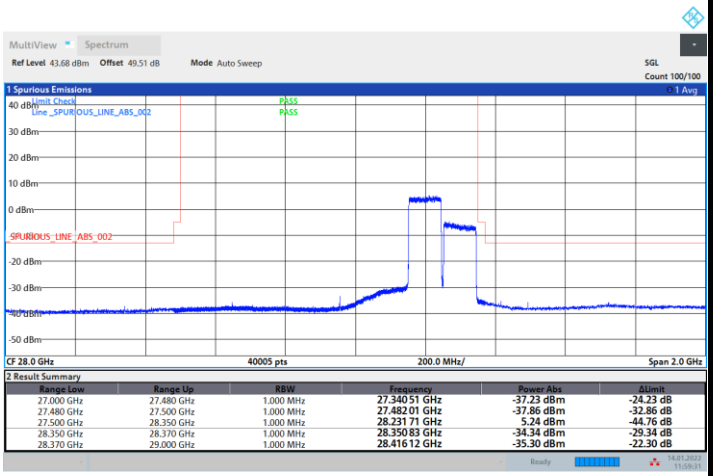

Range Low	Range Up	RBW	Frequency	Power Abs	ΔLimit
27.000 GHz	27.480 GHz	1.000 MHz	27.340 51 GHz	-37.23 dBm	-24.23 dB
27.480 GHz	27.500 GHz	1.000 MHz	27.482 01 GHz	-37.86 dBm	-32.86 dB
27.500 GHz	28.350 GHz	1.000 MHz	28.231 71 GHz	5.24 dBm	-44.76 dB
28.350 GHz	28.370 GHz	1.000 MHz	28.350 83 GHz	-34.34 dBm	-29.34 dB
28.370 GHz	29.000 GHz	1.000 MHz	28.416 12 GHz	-35.30 dBm	-22.30 dB

11:59:31 14.01.2022

DFT-s-OFDM Module 0

NR Band n261 / 200MHz / 16QAM

Lowest Band Edge / Full RB

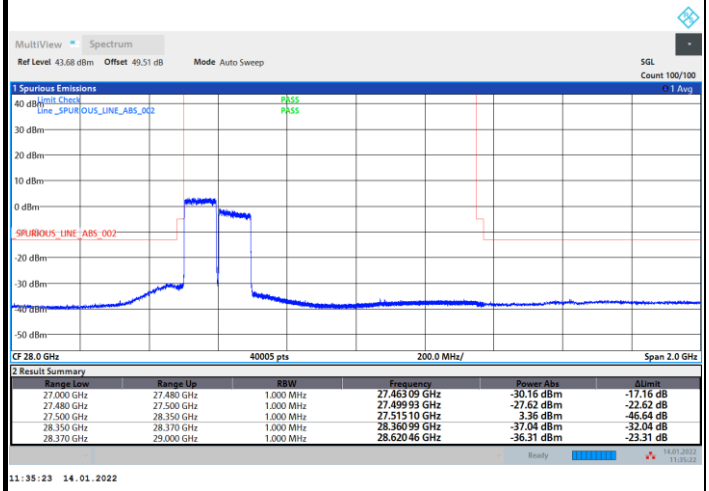

Highest Band Edge / Full RB

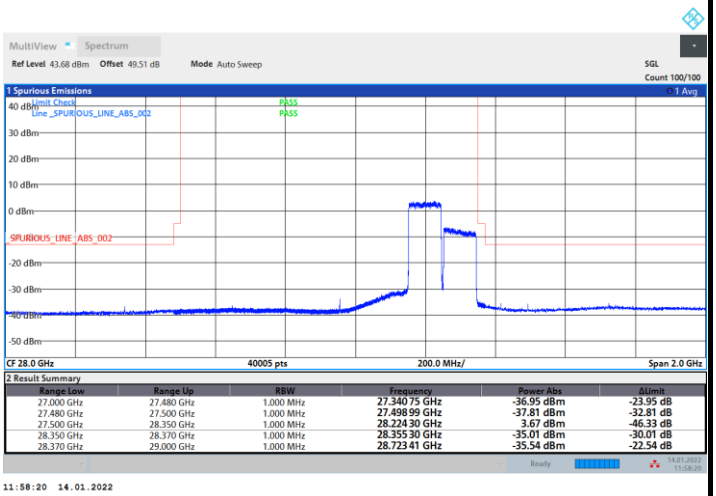

NR Band n261 / 200MHz / 64QAM

Lowest Band Edge / Full RB

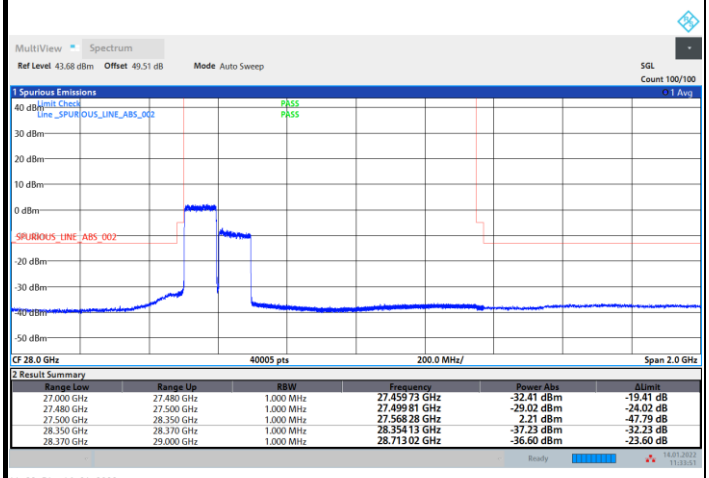

Highest Band Edge / Full RB

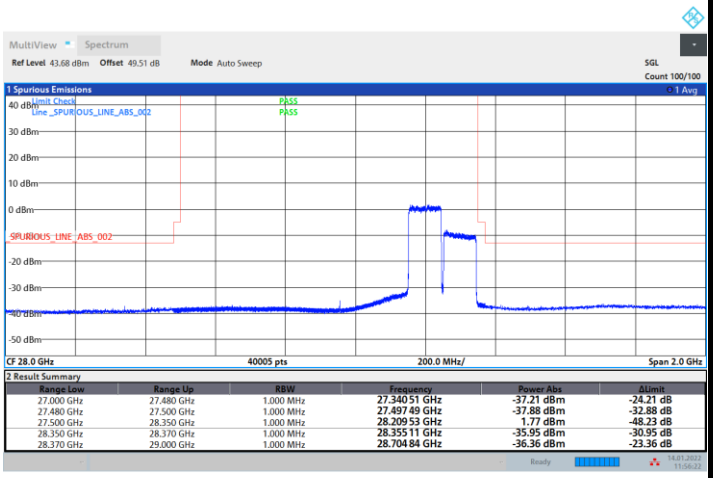

CP-OFDM Module 0

NR Band n261 / 50MHz / QPSK

Lowest Band Edge / Full RB

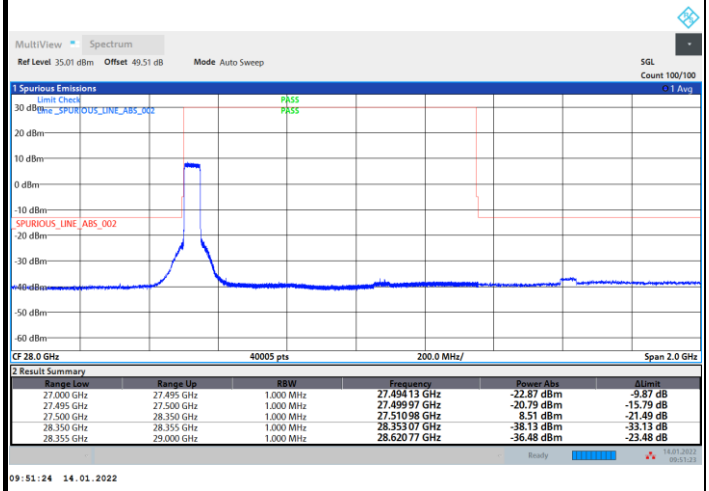

Highest Band Edge / Full RB

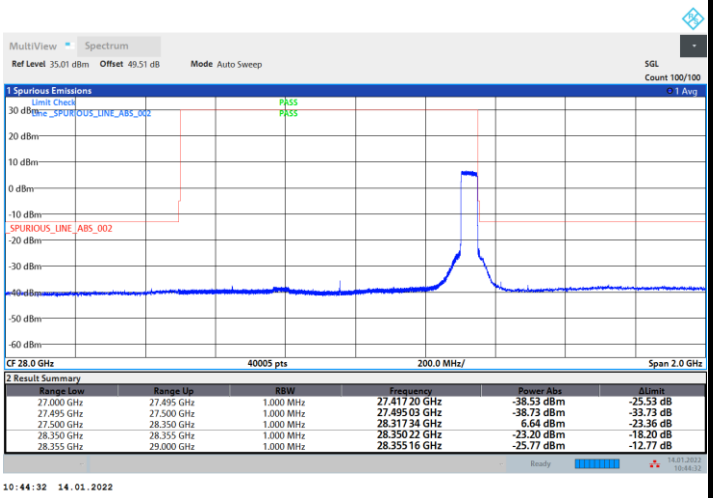

NR Band n261 / 50MHz / 16QAM

Lowest Band Edge / Full RB

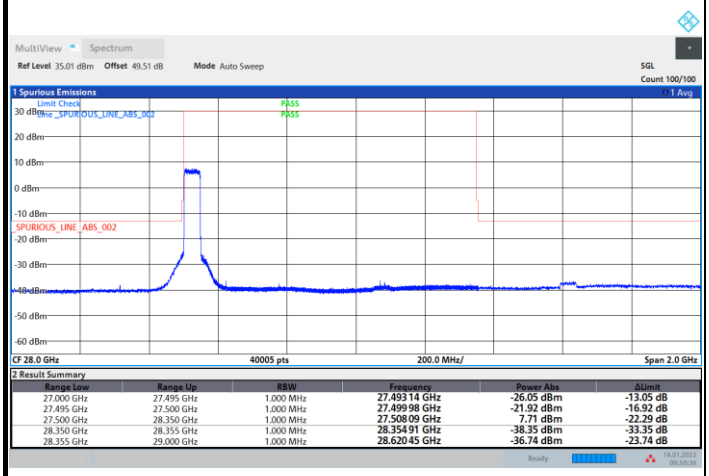

Highest Band Edge / Full RB

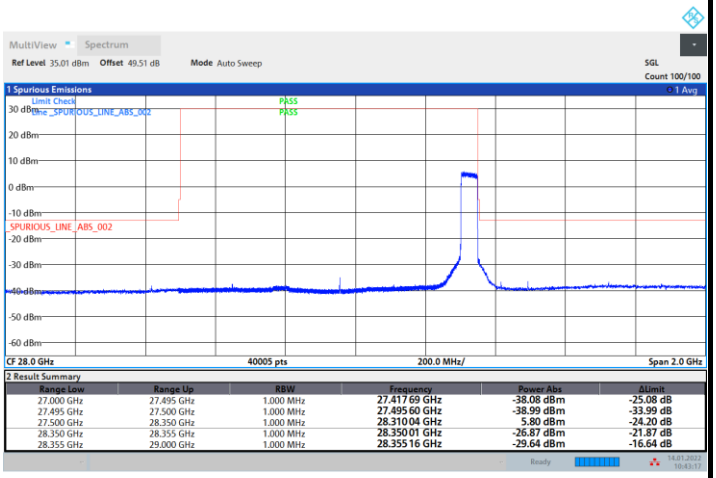

CP-OFDM Module 0

NR Band n261 / 50MHz / 64QAM

Lowest Band Edge / Full RB

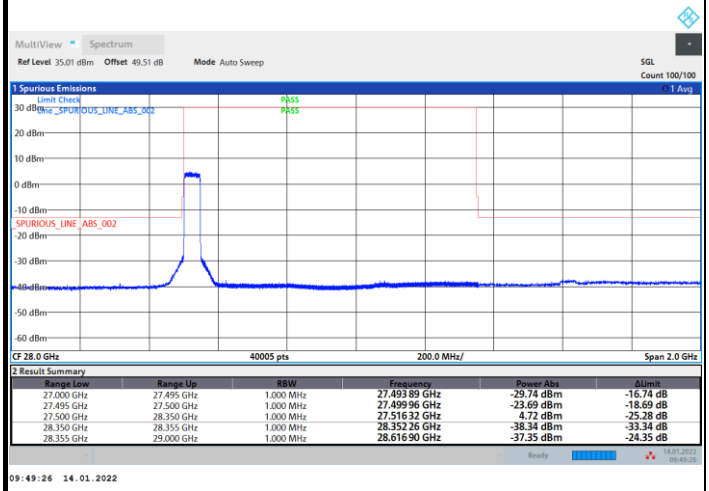

Highest Band Edge / Full RB

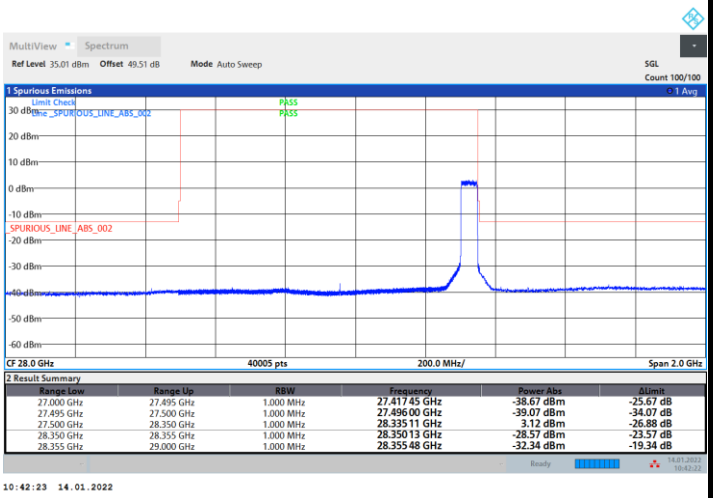

NR Band n261 / 100MHz / QPSK

Lowest Band Edge / Full RB

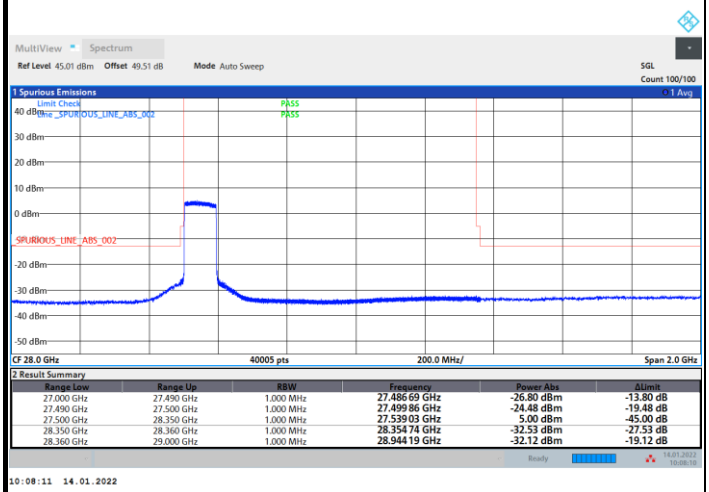

Highest Band Edge / Full RB

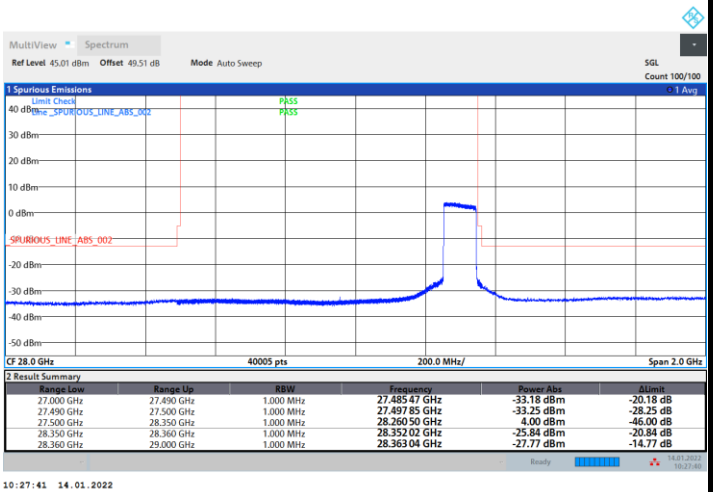

CP-OFDM Module 0

NR Band n261 / 100MHz / 16QAM

Lowest Band Edge / Full RB

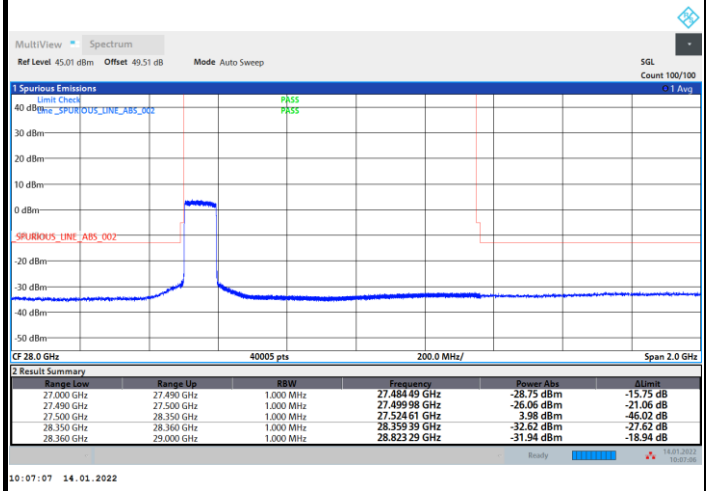

Highest Band Edge / Full RB

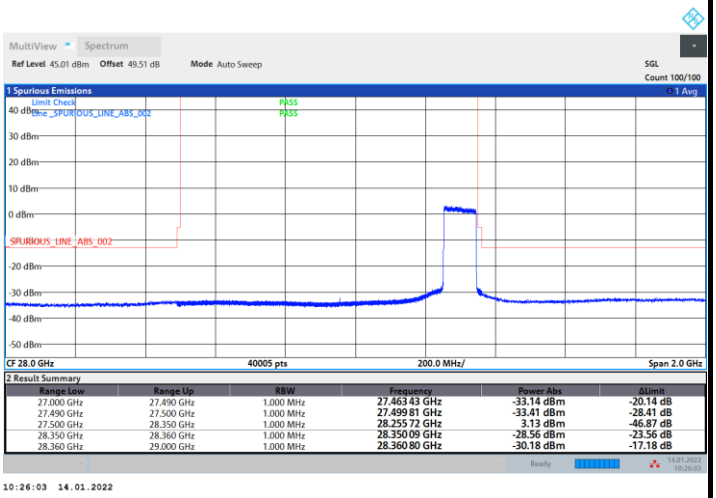

NR Band n261 / 100MHz / 64QAM

Lowest Band Edge / Full RB

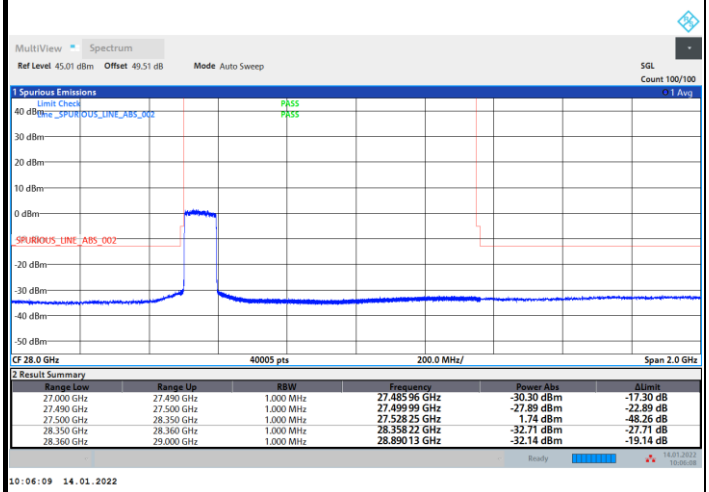

Highest Band Edge / Full RB

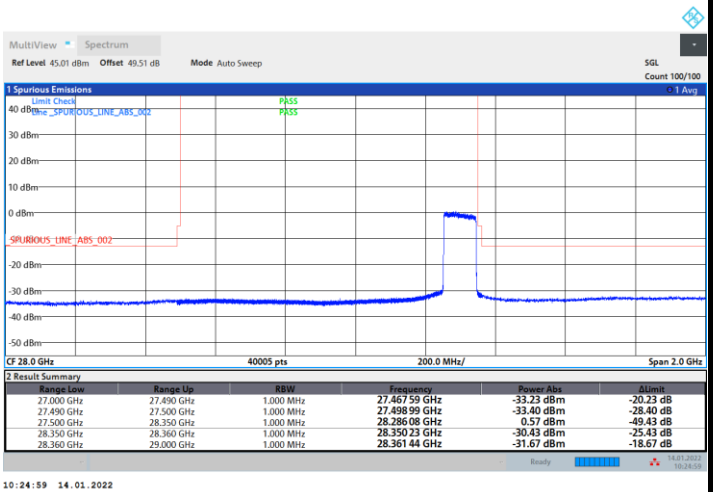

CP-OFDM Module 0

NR Band n261 / 200MHz / QPSK

Lowest Band Edge / Full RB

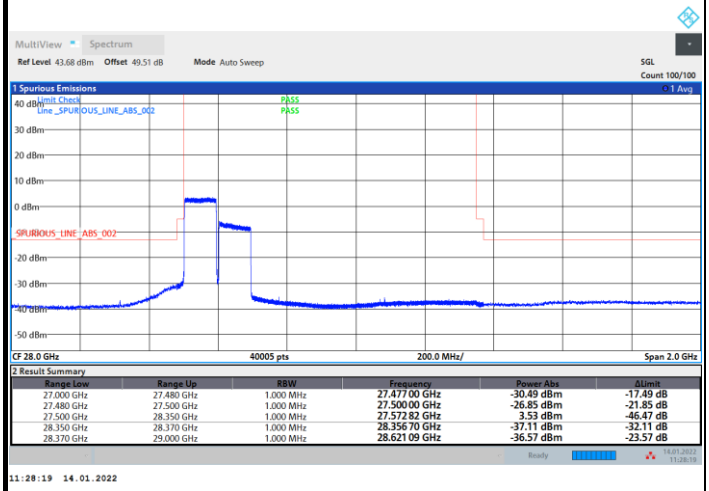

Range Low	Range Up	RBW	Frequency	Power Abs	ΔLimit
27.000 GHz	27.480 GHz	1.000 MHz	27.477 00 GHz	-30.49 dBm	-17.49 dB
27.480 GHz	27.500 GHz	1.000 MHz	27.500 00 GHz	-26.85 dBm	-21.85 dB
27.500 GHz	28.350 GHz	1.000 MHz	27.572 82 GHz	3.53 dBm	-46.47 dB
28.350 GHz	28.370 GHz	1.000 MHz	28.356 70 GHz	-37.11 dBm	-32.11 dB
28.370 GHz	29.000 GHz	1.000 MHz	28.621 09 GHz	-36.57 dBm	-23.57 dB

11:28:19 14.01.2022

Highest Band Edge / Full RB

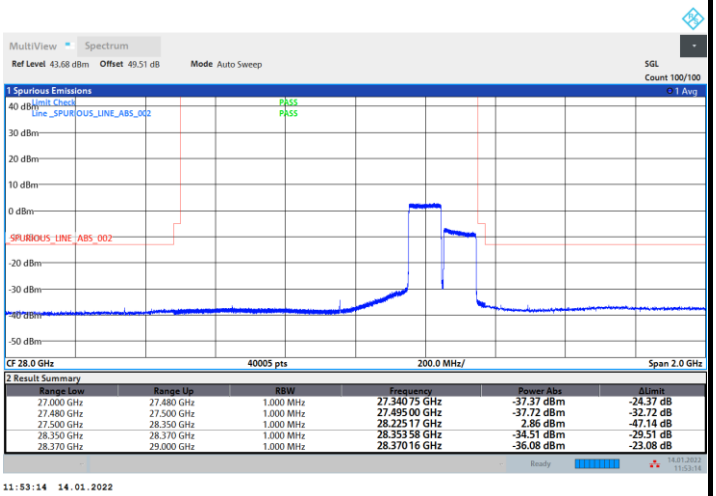

Range Low	Range Up	RBW	Frequency	Power Abs	ΔLimit
27.000 GHz	27.480 GHz	1.000 MHz	27.340 75 GHz	-37.37 dBm	-24.37 dB
27.480 GHz	27.500 GHz	1.000 MHz	27.495 00 GHz	-37.72 dBm	-32.72 dB
27.500 GHz	28.350 GHz	1.000 MHz	28.225 17 GHz	2.86 dBm	-47.14 dB
28.350 GHz	28.370 GHz	1.000 MHz	28.353 58 GHz	-34.51 dBm	-29.51 dB
28.370 GHz	29.000 GHz	1.000 MHz	28.370 16 GHz	-36.08 dBm	-23.08 dB

11:53:14 14.01.2022

NR Band n261 / 200MHz / 16QAM

Lowest Band Edge / Full RB

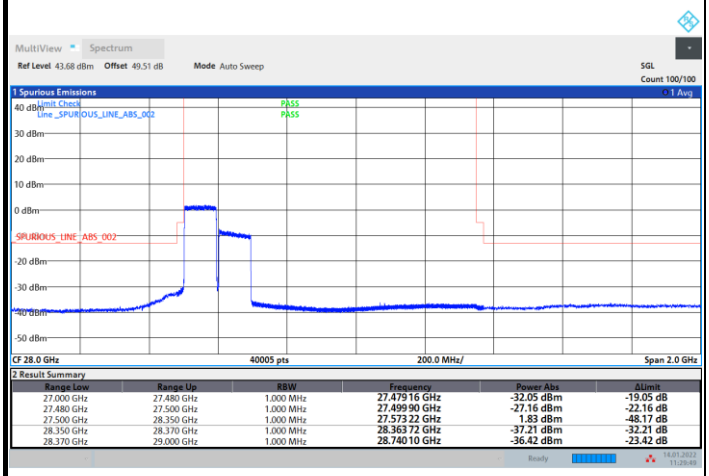

Range Low	Range Up	RBW	Frequency	Power Abs	ΔLimit
27.000 GHz	27.480 GHz	1.000 MHz	27.479 16 GHz	-32.05 dBm	-19.05 dB
27.480 GHz	27.500 GHz	1.000 MHz	27.499 90 GHz	-27.16 dBm	-22.16 dB
27.500 GHz	28.350 GHz	1.000 MHz	27.573 22 GHz	1.83 dBm	-48.17 dB
28.350 GHz	28.370 GHz	1.000 MHz	28.363 72 GHz	-37.21 dBm	-32.21 dB
28.370 GHz	29.000 GHz	1.000 MHz	28.740 10 GHz	-36.42 dBm	-23.42 dB

11:29:49 14.01.2022

Highest Band Edge / Full RB

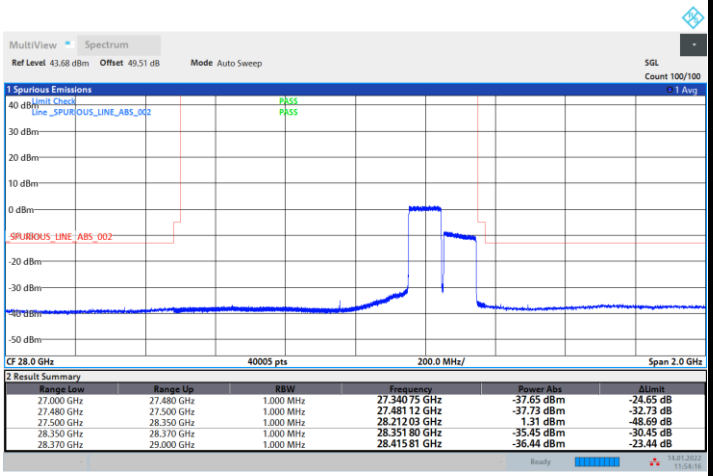

Range Low	Range Up	RBW	Frequency	Power Abs	ΔLimit
27.000 GHz	27.480 GHz	1.000 MHz	27.340 75 GHz	-37.65 dBm	-24.65 dB
27.480 GHz	27.500 GHz	1.000 MHz	27.481 12 GHz	-37.73 dBm	-32.73 dB
27.500 GHz	28.350 GHz	1.000 MHz	28.212 03 GHz	1.31 dBm	-48.69 dB
28.350 GHz	28.370 GHz	1.000 MHz	28.351 80 GHz	-35.45 dBm	-30.45 dB
28.370 GHz	29.000 GHz	1.000 MHz	28.415 81 GHz	-36.44 dBm	-23.44 dB

11:54:16 14.01.2022

CP-OFDM Module 0

NR Band n261 / 200MHz / 64QAM	
Lowest Band Edge / Full RB	**Highest Band Edge / Full RB**
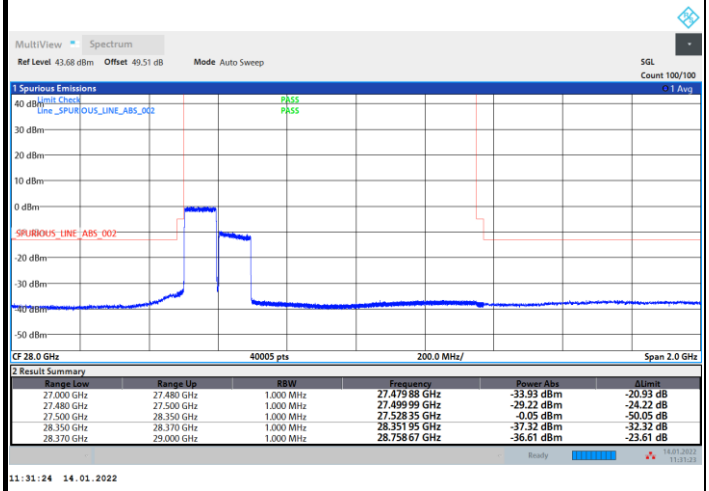	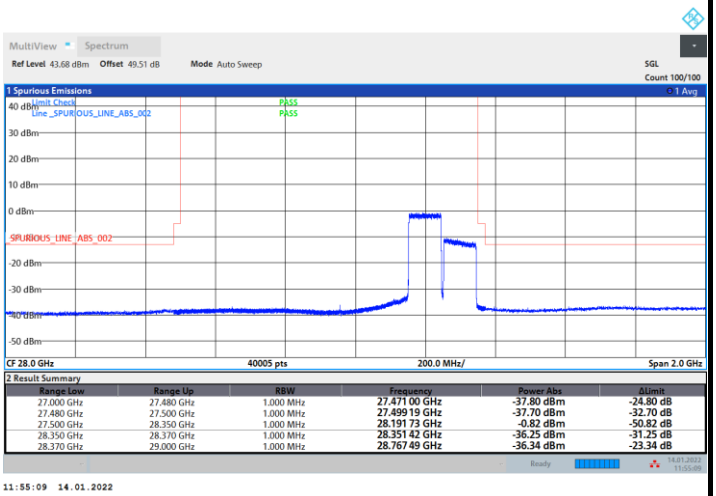

Spurious Emission

Spurious emission between 18GHz to 40GHz worst case plot is reported as following. The other frequency ranges are tested in AG 0+1 in accordance with the higher EIRP Power.

Remark: Below plots, the spurious emissions were measured from 18GHz to 27GHz and 29GHz to 40GHz. The test results within the omitted frequency 27GHz to 29GHz were measured and reported in the section of Radiated Out of Band Emission with frequency range, 27GHz to 29GHz, and all spurious comply with limits.

DFT-s-OFDM Module 0

NR Band n261 BPSK (18-40GHz)	
Lowest Channel / 50MHz	**Lowest Channel / 100MHz**
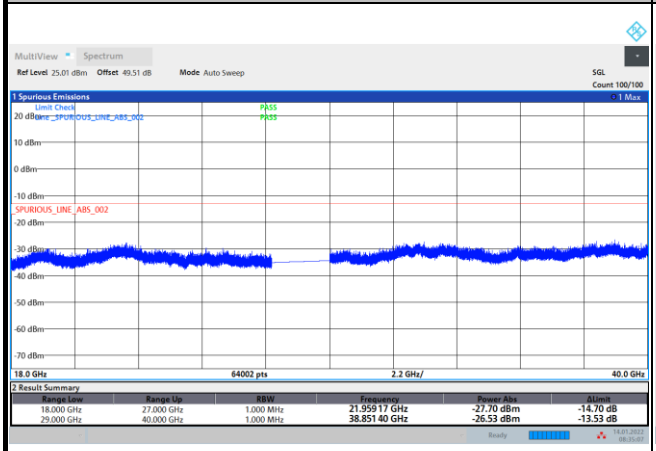	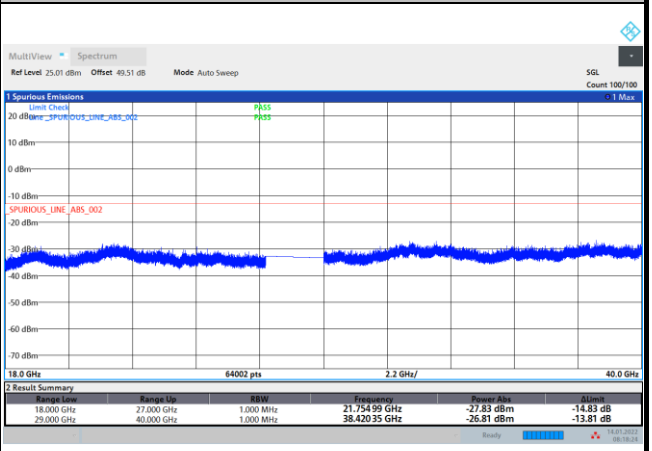
Middle Channel / 50MHz	**Middle Channel / 100MHz**
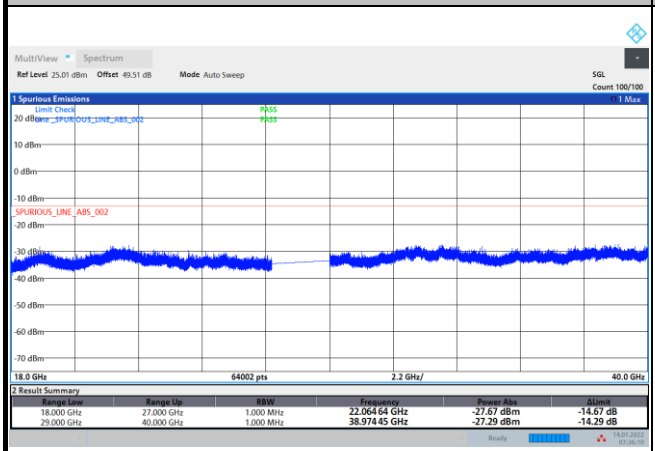	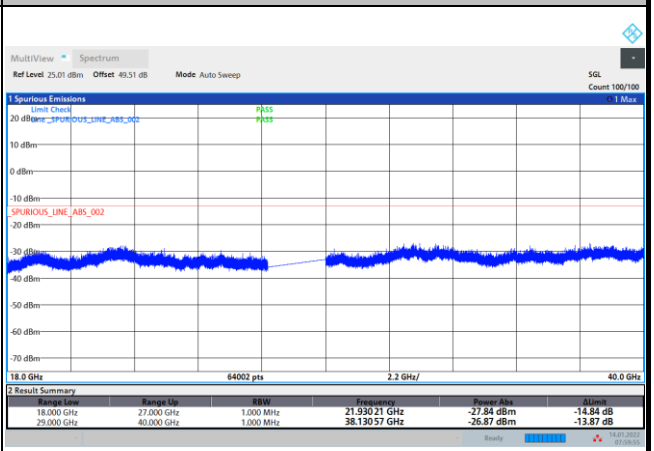

Highest Channel / 50MHz	Highest Channel / 100MHz
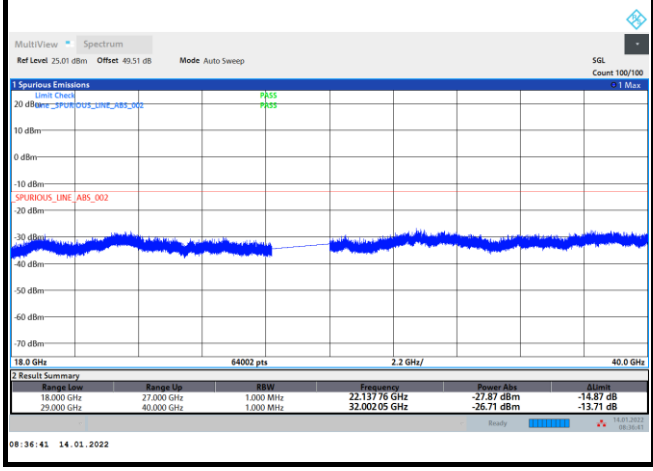	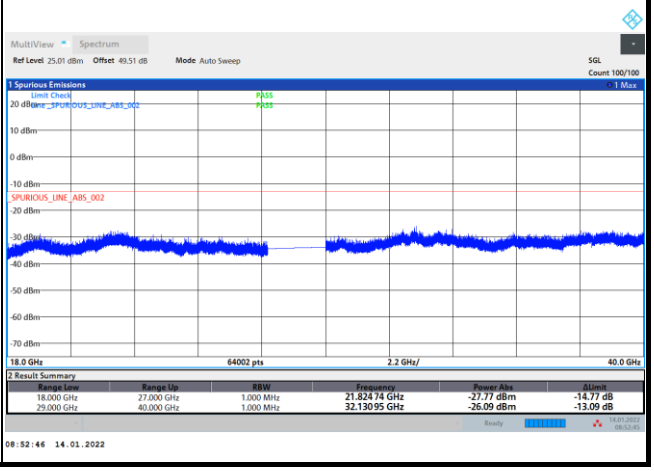

Remark: In band and out of band frequencies are omitted.

DFT-s-OFDM Module 0

NR Band n261 BPSK (18-40GHz)	
Lowest Channel / 200MHz	
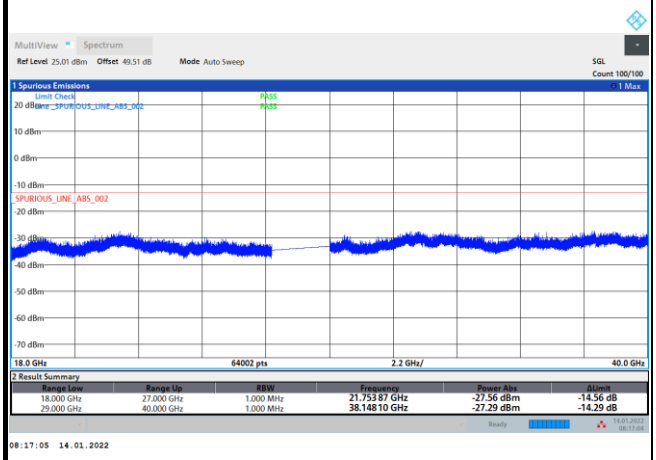	**intentionally blank**
Middle Channel / 200MHz	
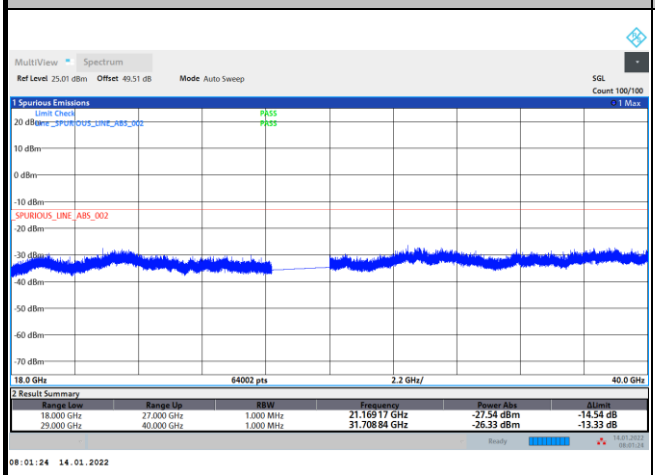	**intentionally blank**
Highest Channel / 200MHz	
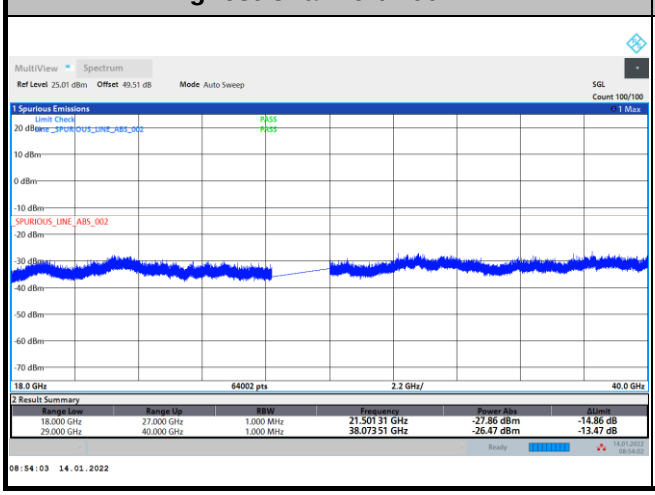	**intentionally blank**

Remark: In band and out of band frequencies are omitted.

DFT-s-OFDM Module 0

NR Band n261 QPSK (18-40GHz)	
Lowest Channel / 50MHz	**Lowest Channel / 100MHz**
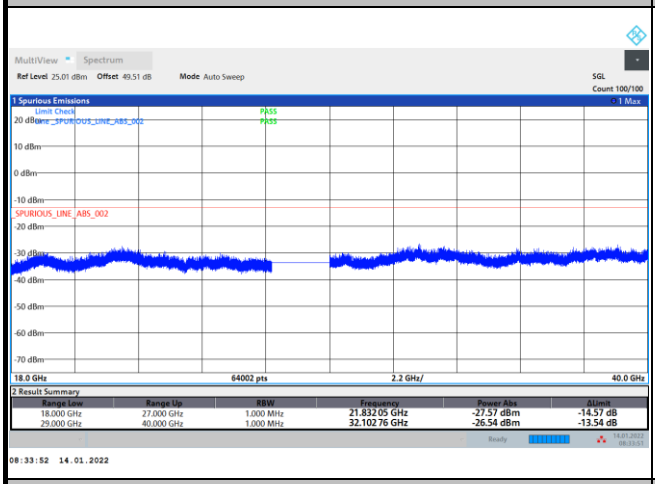	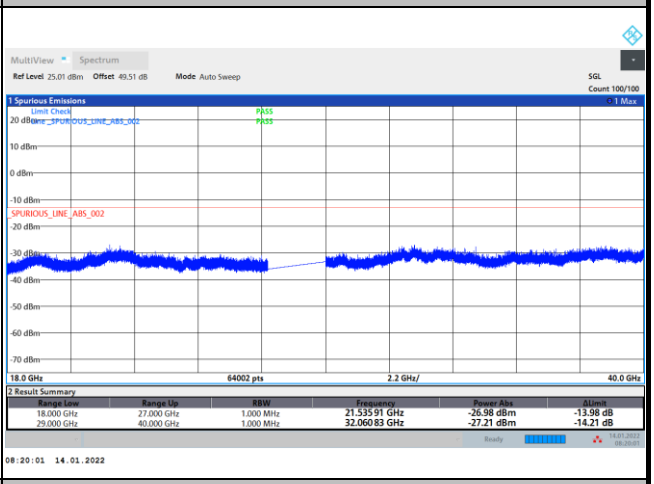
Middle Channel / 50MHz	**Middle Channel / 100MHz**
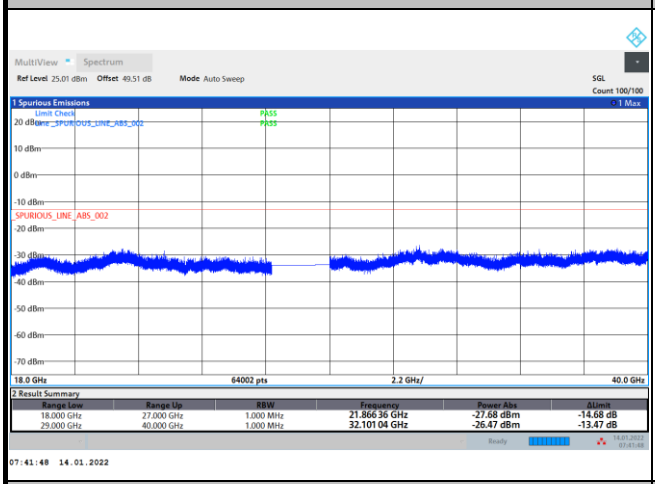	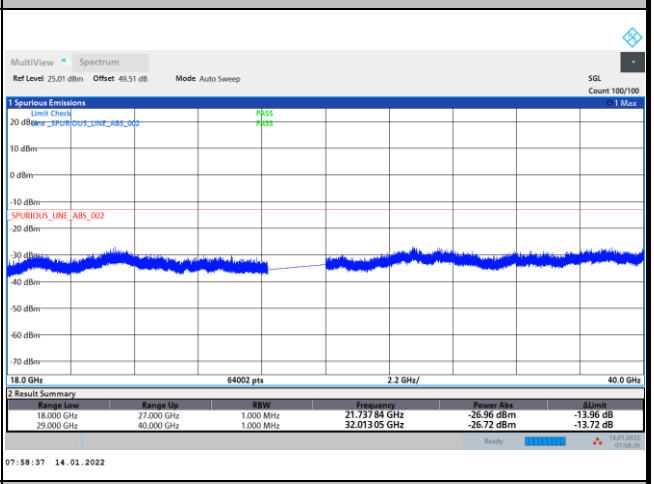
Highest Channel / 50MHz	**Highest Channel / 100MHz**
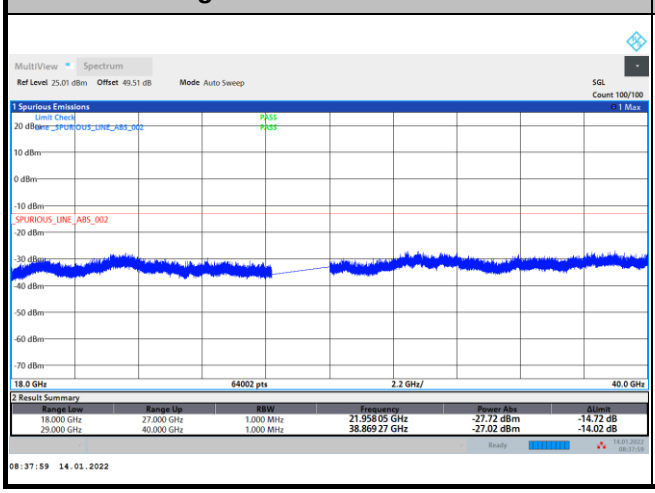	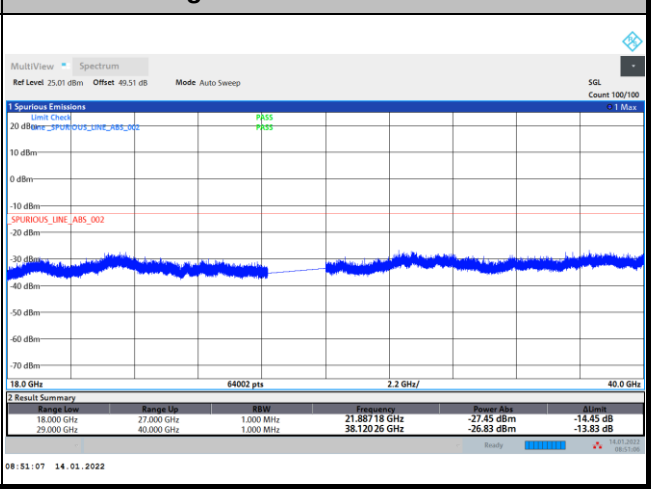

Remark: In band and out of band frequencies are omitted.

DFT-s-OFDM Module 0

NR Band n261 QPSK (18-40GHz)	
Lowest Channel / 200MHz	
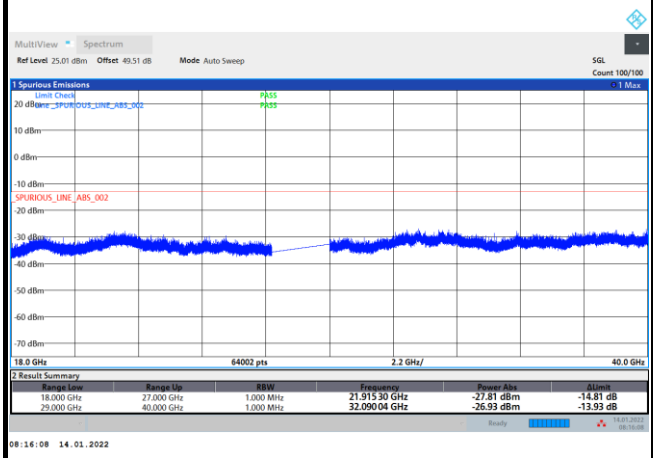	**intentionally blank**
Middle Channel / 200MHz	
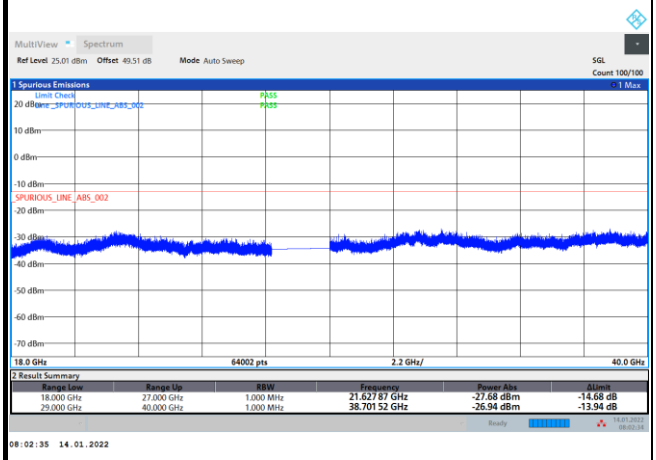	**intentionally blank**
Highest Channel / 200MHz	
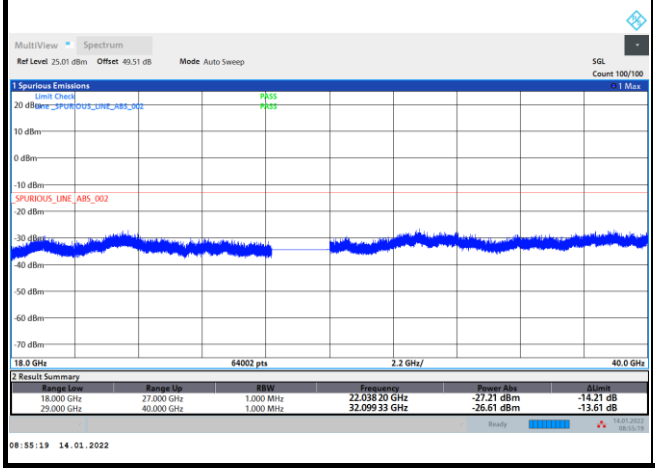	**intentionally blank**

Remark: In band and out of band frequencies are omitted.

CP-OFDM Module 0

NR Band n261 QPSK (18-40GHz)

Lowest Channel / 50MHz

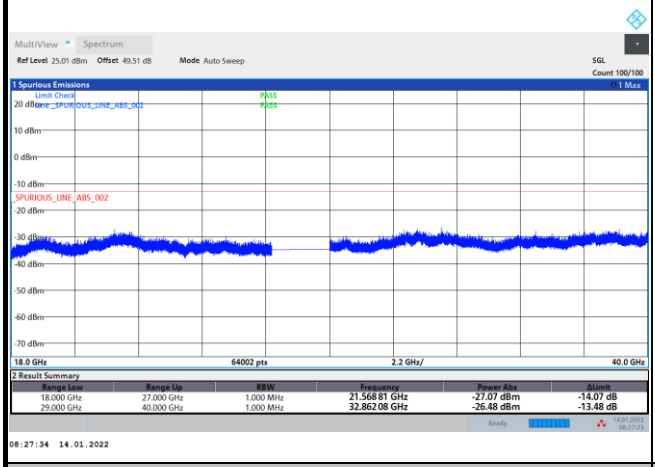

Lowest Channel / 100MHz

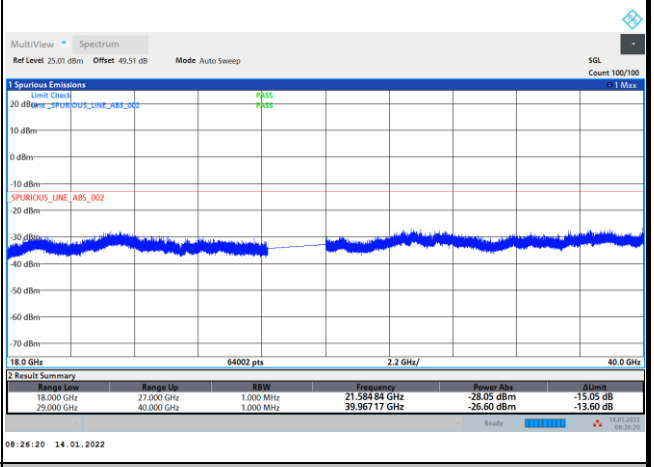

Middle Channel / 50MHz

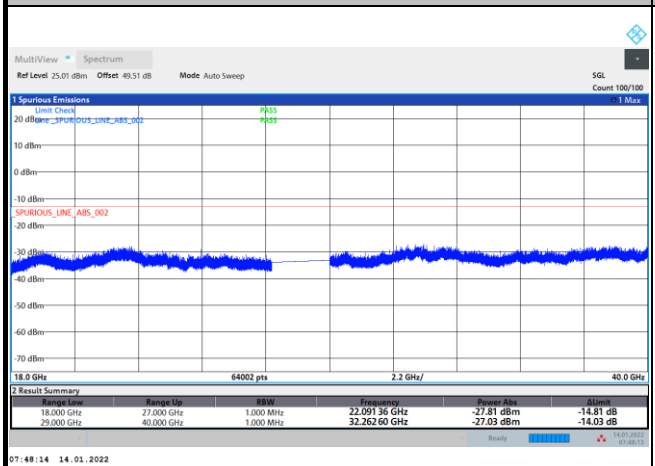

Middle Channel / 100MHz

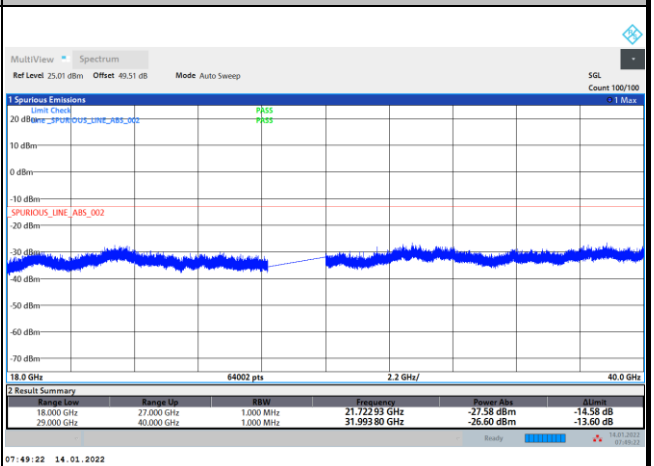

Highest Channel / 50MHz

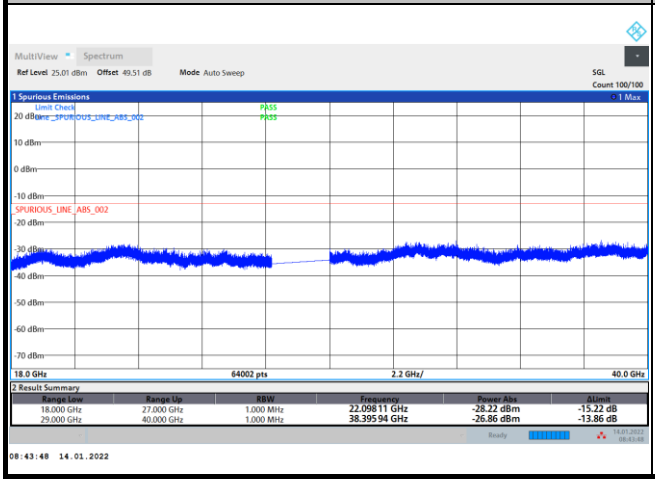

Highest Channel / 100MHz

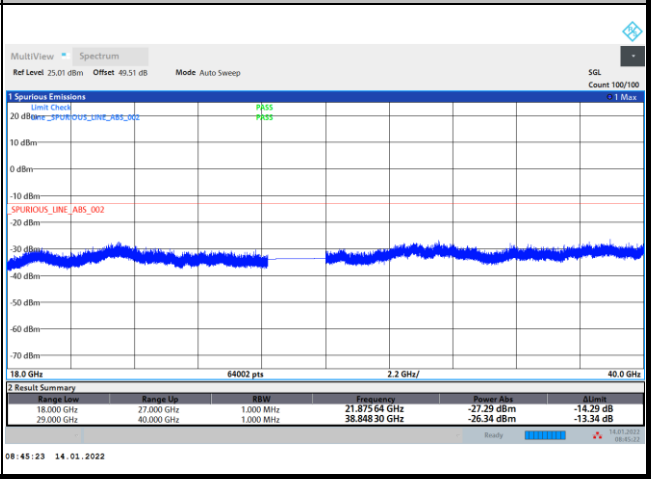

Remark: In band and out of band frequencies are omitted.

CP-OFDM Module 0

NR Band n261 QPSK (18-40GHz)	
Lowest Channel / 200MHz	
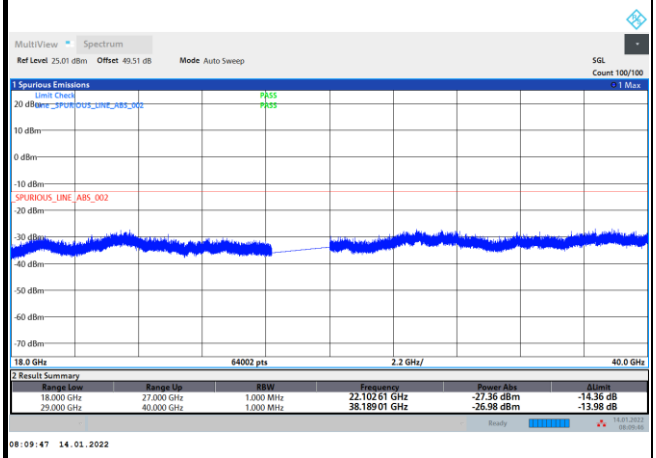	**intentionally blank**
Middle Channel / 200MHz	
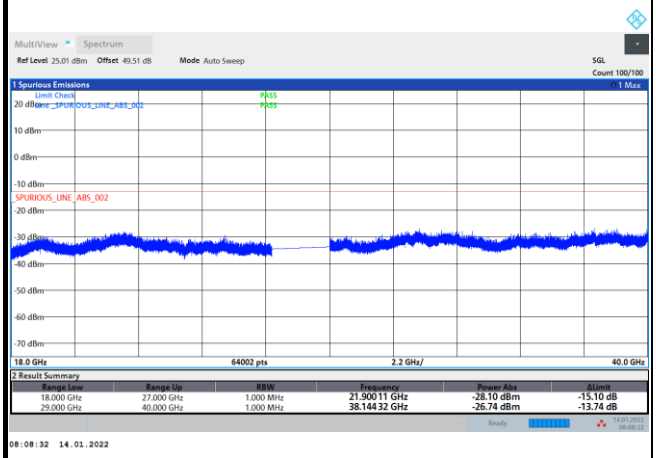	**intentionally blank**
Highest Channel / 200MHz	
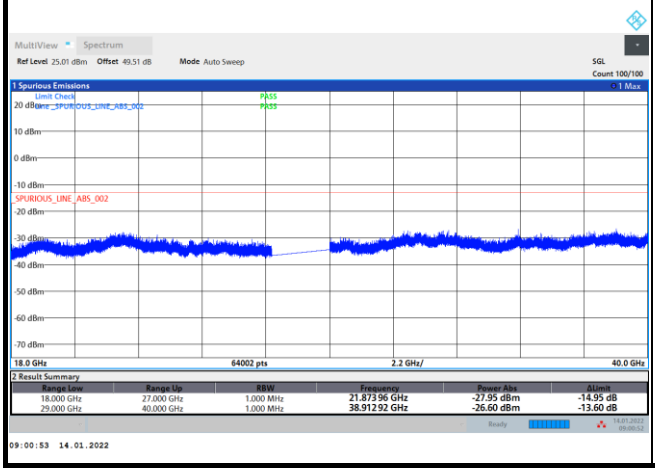	**intentionally blank**

Remark: In band and out of band frequencies are omitted.

Frequency Stability

Test Conditions		NR Band n261 / Middle Channel			Limit
		CW tone			Note 2.
Temperature (°C)	Voltage (Volt)	Frequency (GHz)	Deviation (kHz)	Deviation (ppm)	Result
50	Normal Voltage	27.92492619	73.810	2.643	PASS
40	Normal Voltage	27.9249479	52.100	1.866	
30	Normal Voltage	27.92497829	21.710	0.777	
20(Ref.)	Normal Voltage	27.925	0.000	0.000	
10	Normal Voltage	27.92505933	-59.330	2.125	
0	Normal Voltage	27.92512229	-122.290	4.379	
-10	Normal Voltage	27.92516425	-164.250	5.882	
-20	Normal Voltage	27.92518017	-180.170	6.452	
-30	Normal Voltage	27.92519537	-195.370	6.996	
20	Maximum Voltage	27.9250043	-4.300	0.154	
20	Normal Voltage	27.925	0.000	0.000	
20	Battery End Point	27.92498842	11.580	0.415	

Note:

1. Normal Voltage =3.87 V. ; Battery End Point (BEP) =3.5 V. ; Maximum Voltage =4.45 V.
2. The frequency fundamental emissions stay within the operation band.

NR Band n261 Module 0

AG1

Occupied Bandwidth

Mode	DFT-s-OFDM Module 0 NR Band n261 : 99%OBW(MHz)											
BW	50MHz				100MHz				200MHz			
Mod.	BPSK	QPSK	16QAM	64QAM	BPSK	QPSK	16QAM	64QAM	BPSK	QPSK	16QAM	64QAM
Lowest CH	45.84	45.83	46.24	46.03	91.54	91.39	91.48	91.60	186.65	186.25	186.62	187.16
Middle CH	45.84	45.84	46.25	46.06	91.41	91.30	91.53	91.36	186.46	186.73	187.21	187.26
Highest CH	45.81	45.97	46.17	45.71	91.20	91.37	91.66	91.17	185.34	185.20	185.80	186.28

Mode	CP-OFDM Module 0 NR Band n261 : 99%OBW(MHz)								
BW	50MHz			100MHz			200MHz		
Mod.	QPSK	16QAM	64QAM	QPSK	16QAM	64QAM	QPSK	16QAM	64QAM
Lowest CH	45.92	45.81	45.97	94.34	94.05	94.20	188.79	188.93	189.54
Middle CH	45.92	45.78	45.92	94.47	94.10	94.30	187.13	186.82	186.95
Highest CH	46.04	45.93	45.78	94.38	94.07	94.09	187.57	188.57	187.63

DFT-s-OFDM Module 0

NR Band n261

Lowest Channel / 50MHz / BPSK

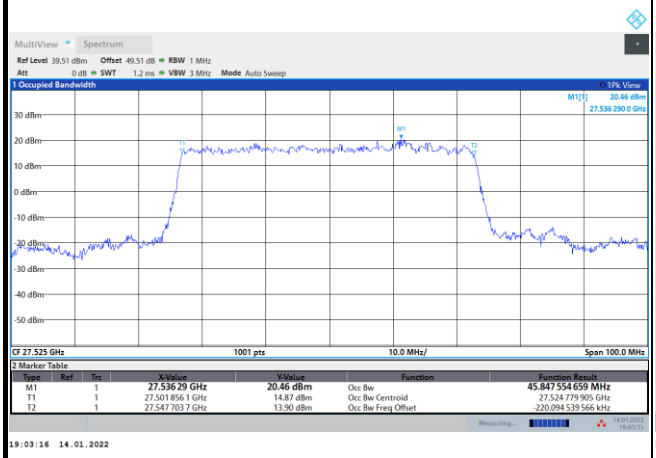

Lowest Channel / 50MHz / QPSK

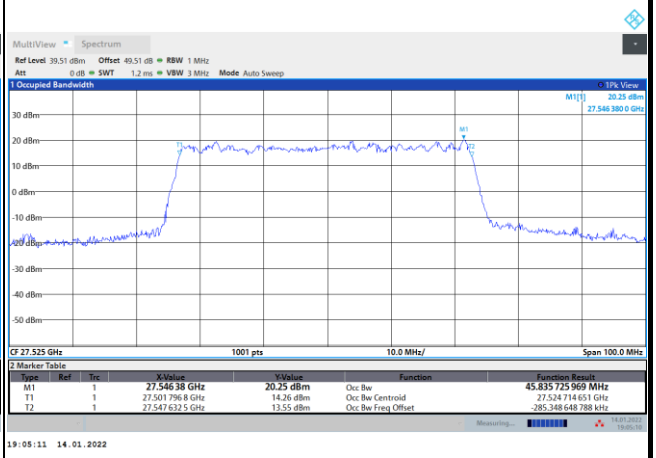

Middle Channel / 50MHz / BPSK

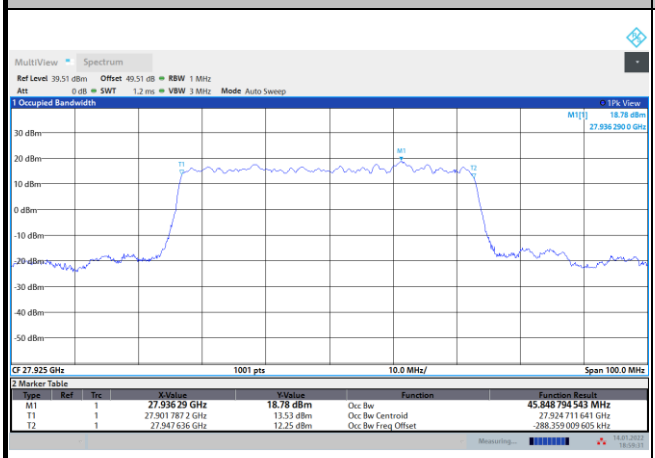

Middle Channel / 50MHz / QPSK

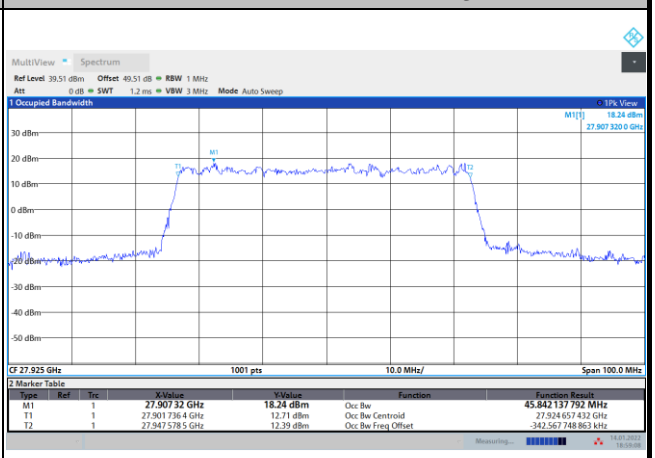

Highest Channel / 50MHz / BPSK

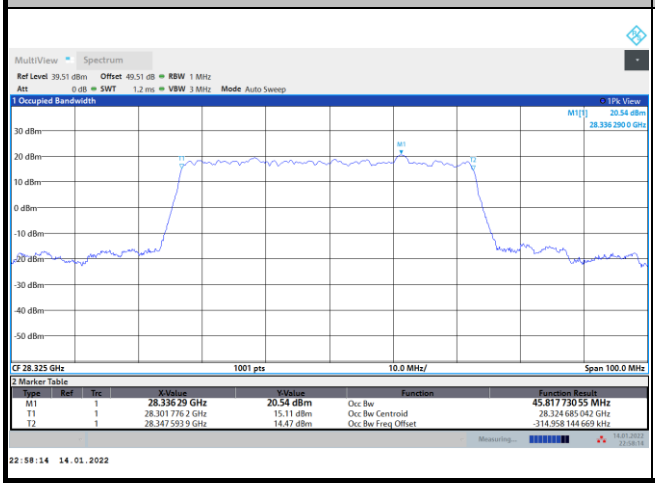

Highest Channel / 50MHz / QPSK

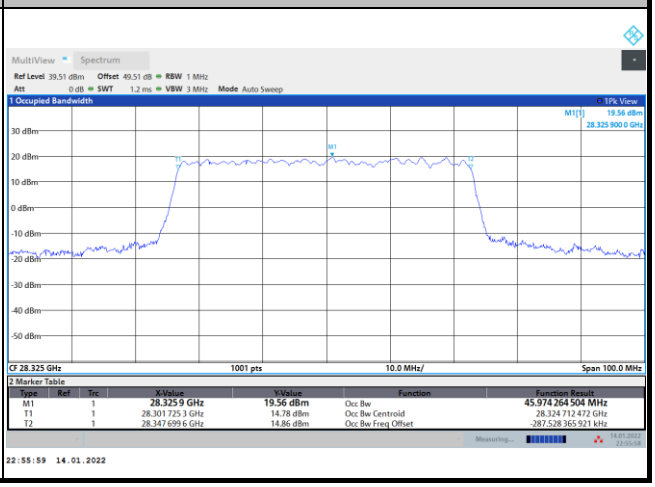

DFT-s-OFDM Module 0

NR Band n261

Lowest Channel / 50MHz / 16QAM

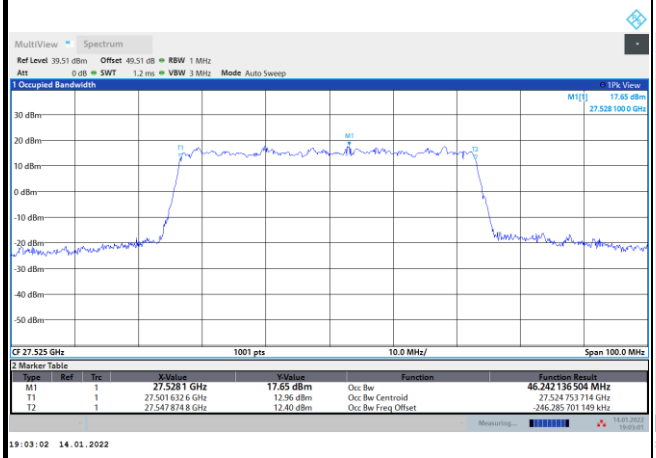

Lowest Channel / 50MHz / 64QAM

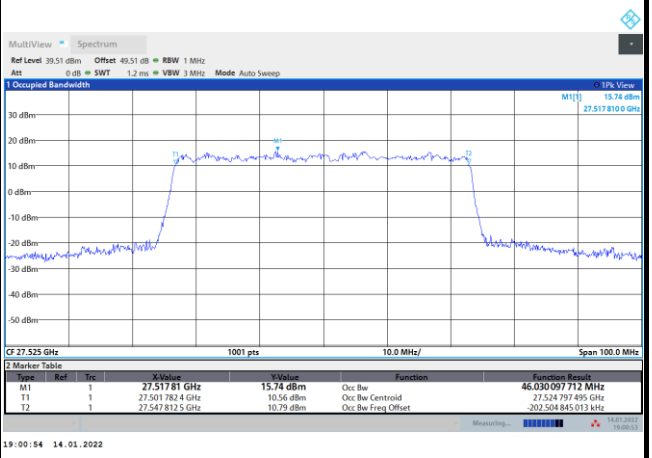

Middle Channel / 50MHz / 16QAM

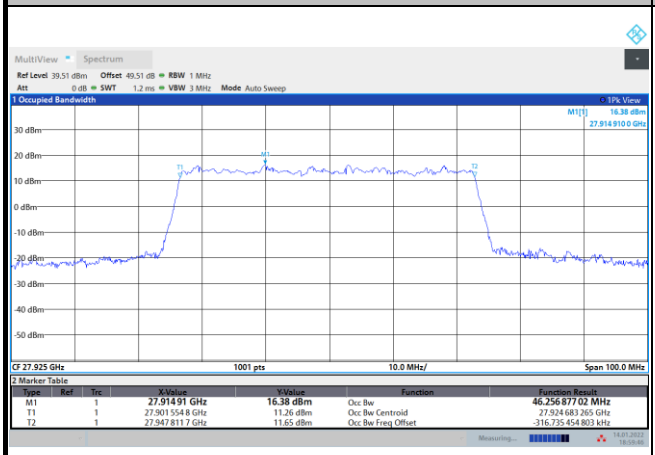

Middle Channel / 50MHz / 64QAM

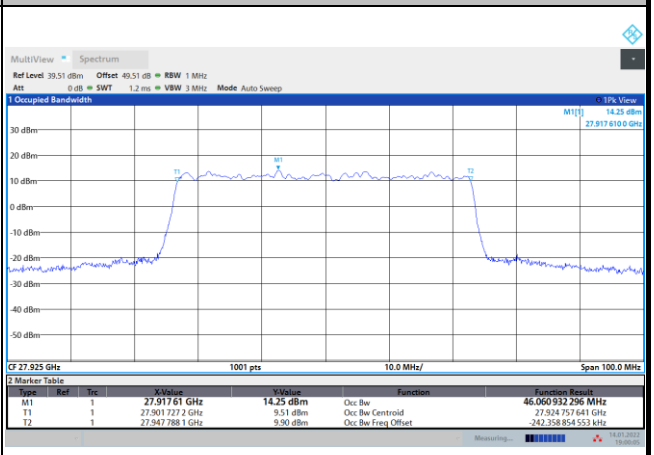

Highest Channel / 50MHz / 16QAM

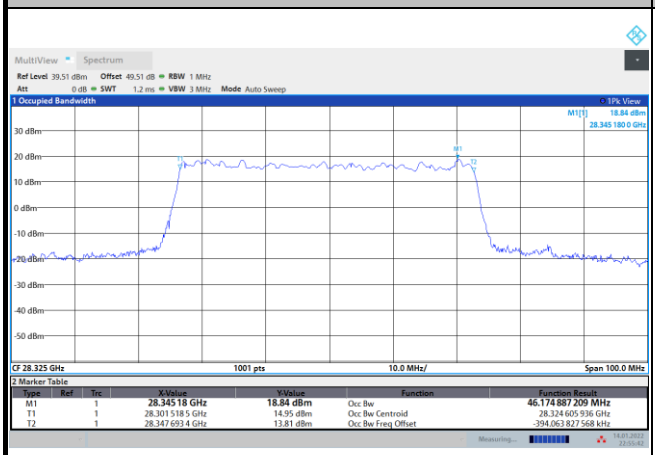

Highest Channel / 50MHz / 64QAM

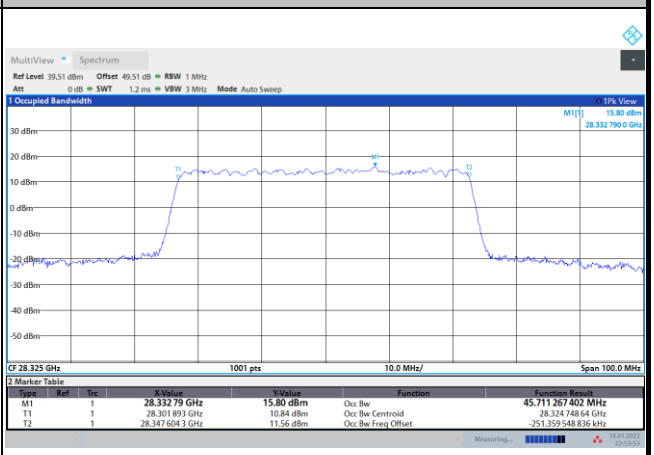

DFT-s-OFDM Module 0

NR Band n261

Lowest Channel / 100MHz / BPSK

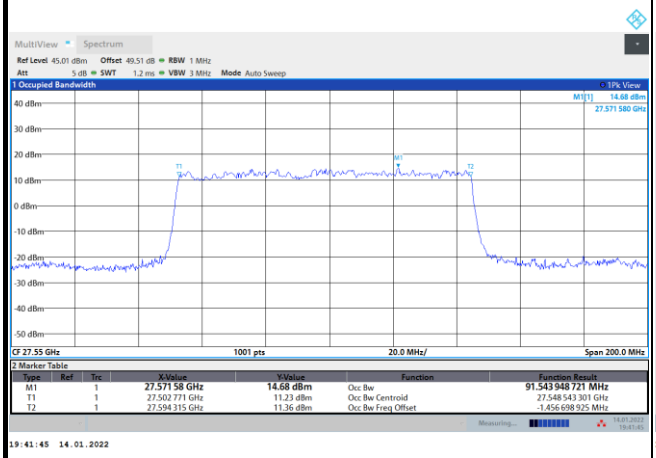

Lowest Channel / 100MHz / QPSK

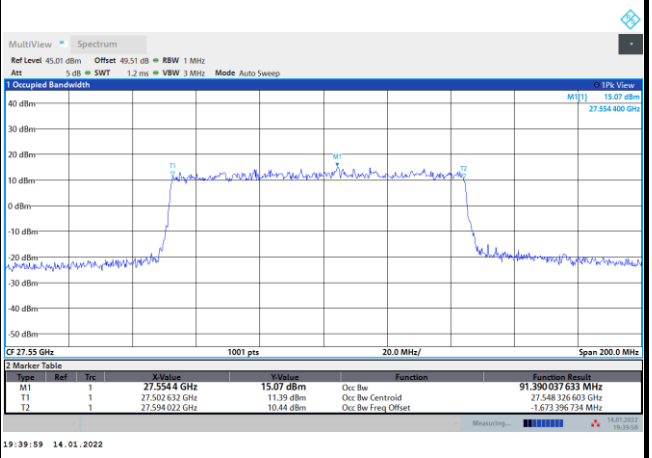

Middle Channel / 100MHz / BPSK

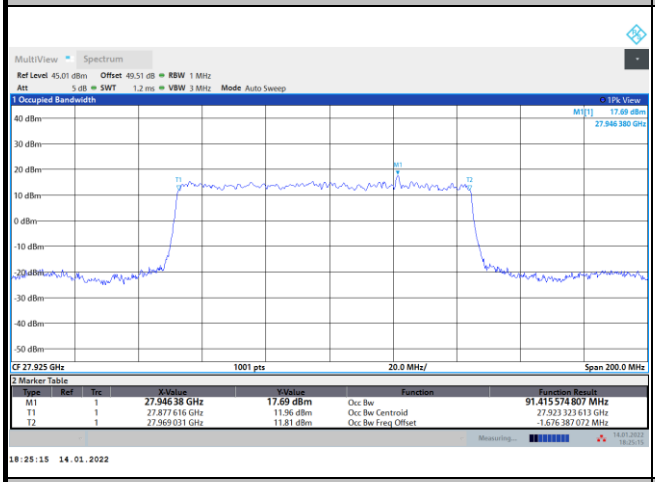

Middle Channel / 100MHz / QPSK

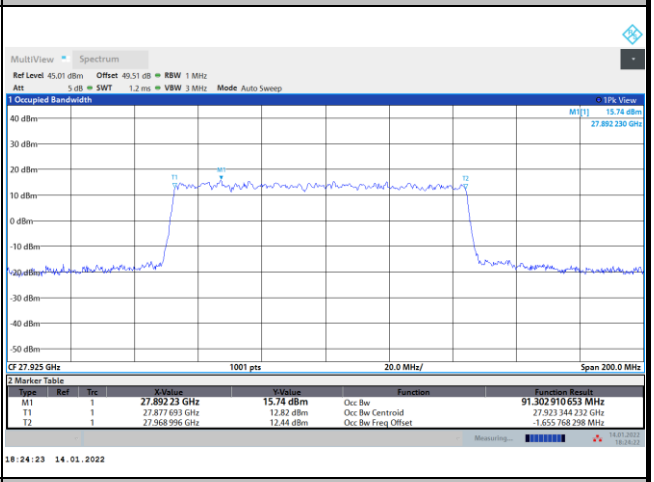

Highest Channel / 100MHz / BPSK

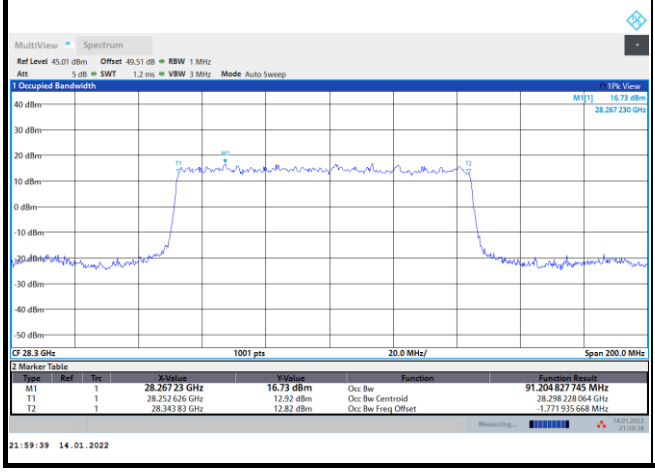

Highest Channel / 100MHz / QPSK

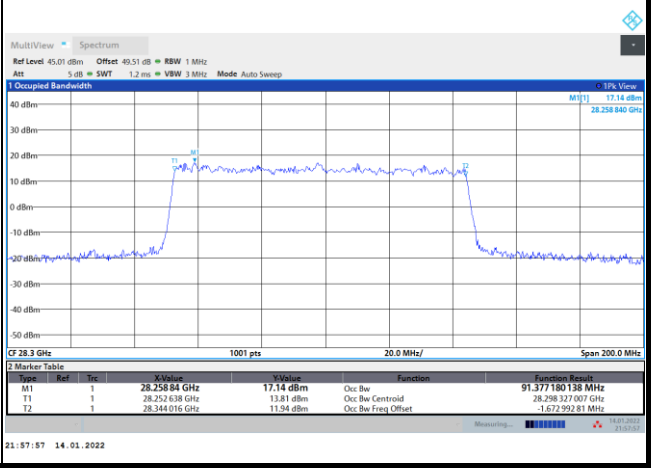

DFT-s-OFDM Module 0

NR Band n261

Lowest Channel / 100MHz / 16QAM

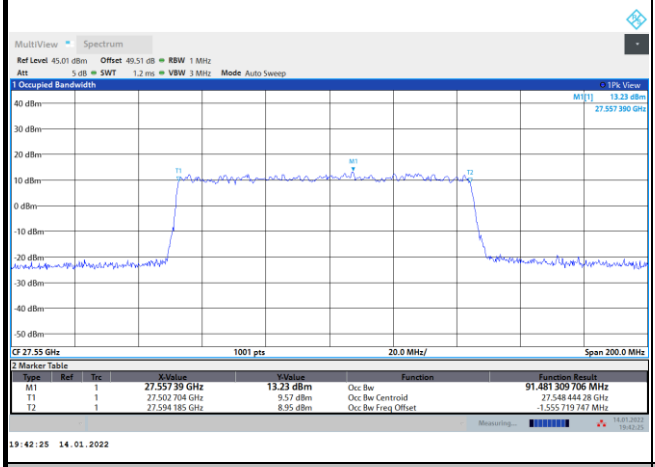

Lowest Channel / 100MHz / 64QAM

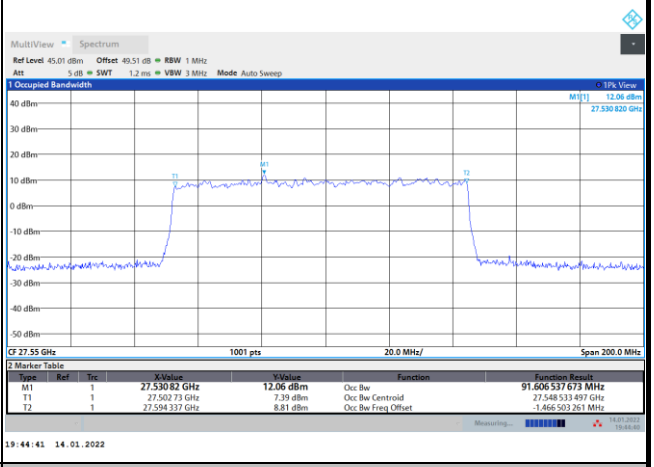

Middle Channel / 100MHz / 16QAM

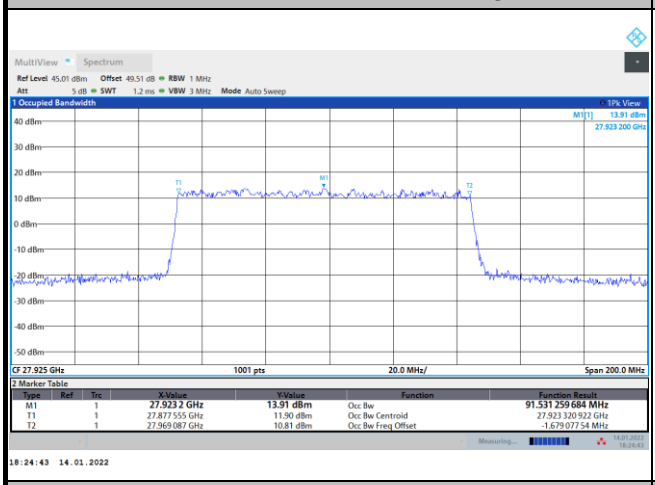

Middle Channel / 100MHz / 64QAM

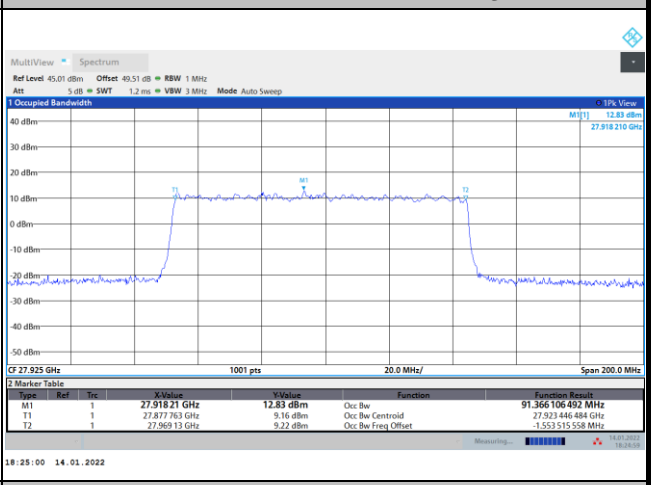

Highest Channel / 100MHz / 16QAM

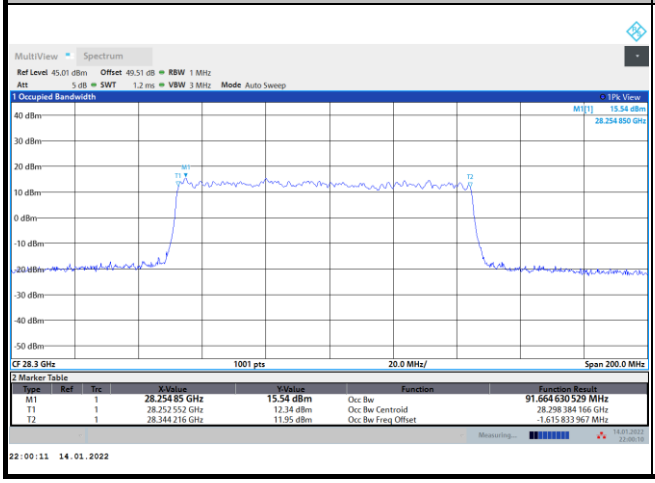

Highest Channel / 100MHz / 64QAM

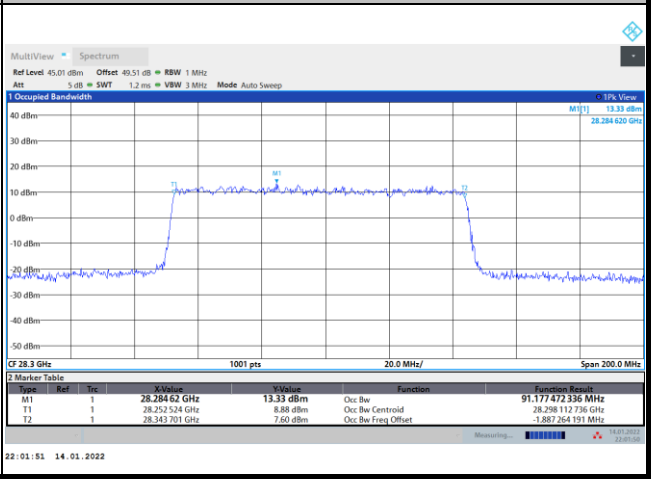

DFT-s-OFDM Module 0

NR Band n261

Lowest Channel / 200MHz / BPSK

Lowest Channel / 200MHz / QPSK

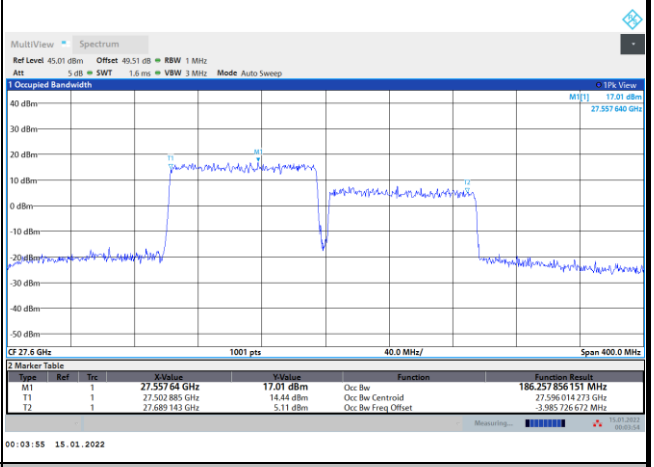

Middle Channel / 200MHz / BPSK

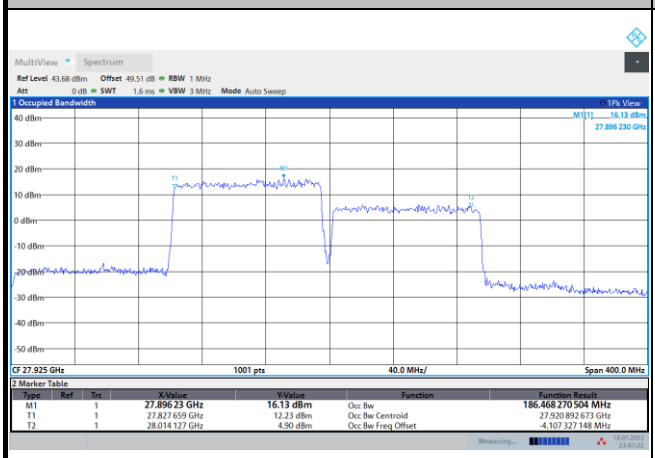

Middle Channel / 200MHz / QPSK

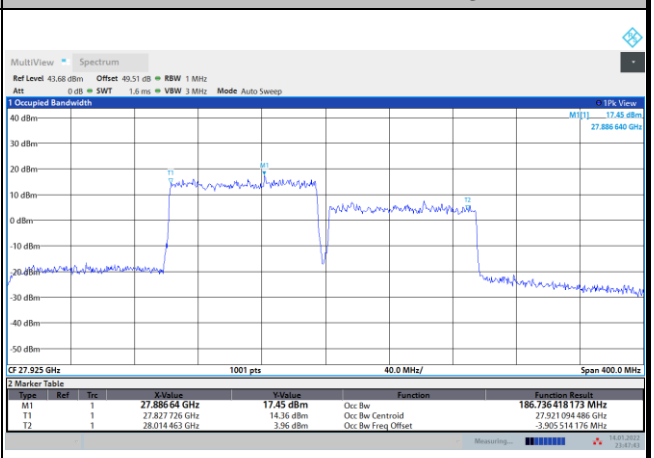

Highest Channel / 200MHz / BPSK

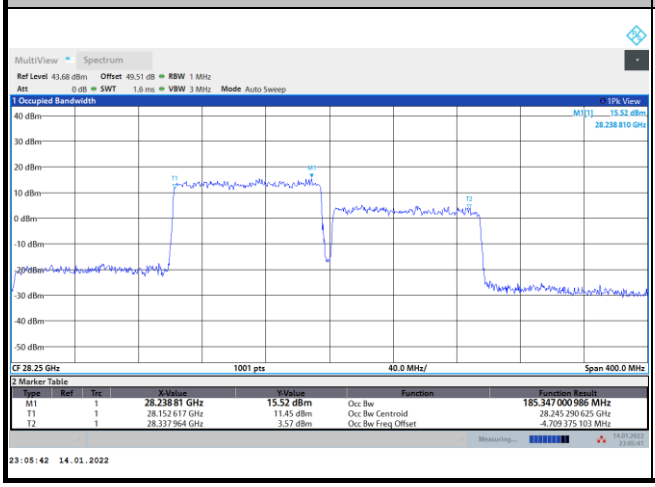

Highest Channel / 200MHz / QPSK

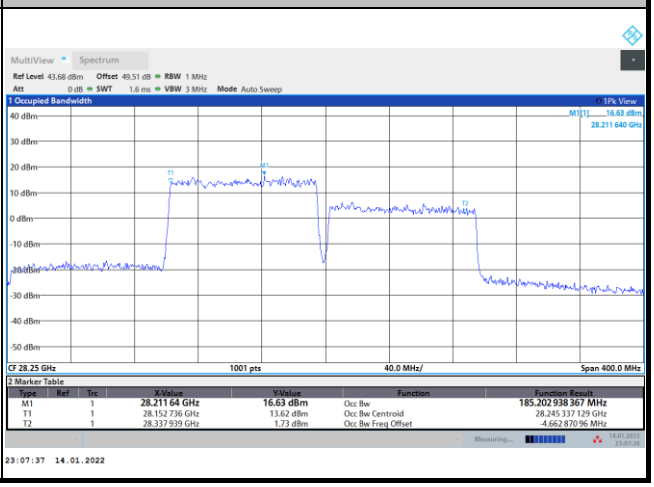

DFT-s-OFDM Module 0

NR Band n261

Lowest Channel / 200MHz / 16QAM

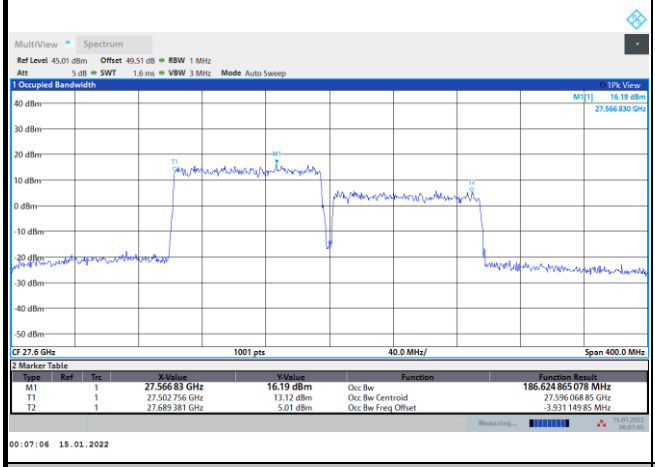

Lowest Channel / 200MHz / 64QAM

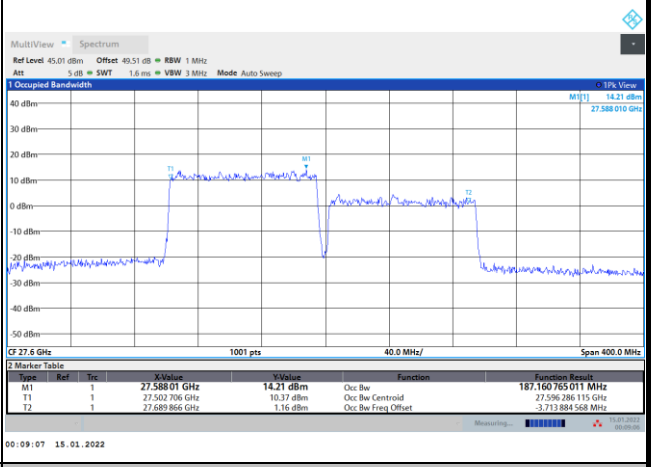

Middle Channel / 200MHz / 16QAM

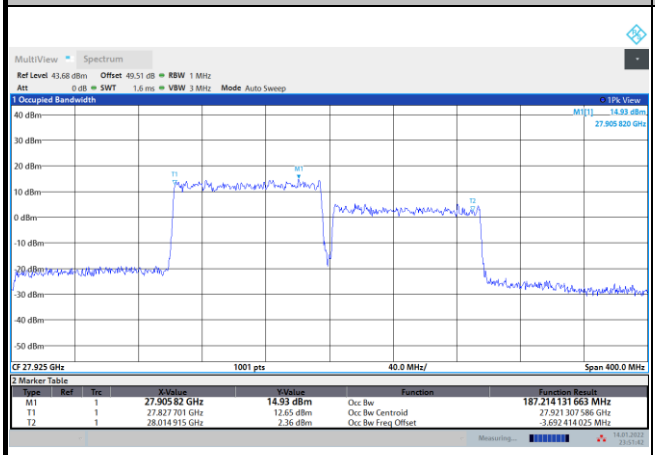

Middle Channel / 200MHz / 64QAM

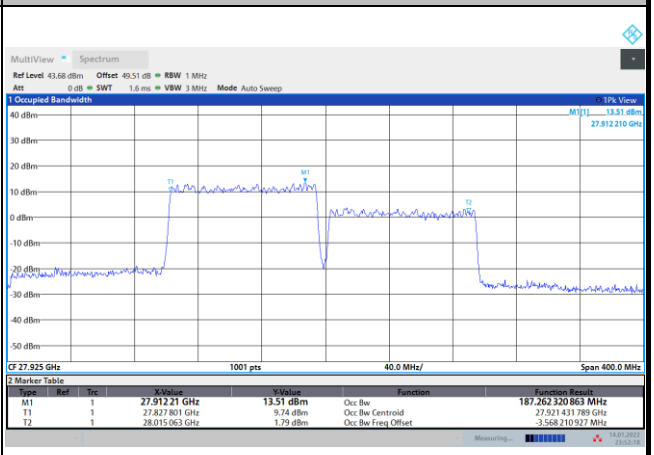

Highest Channel / 200MHz / 16QAM

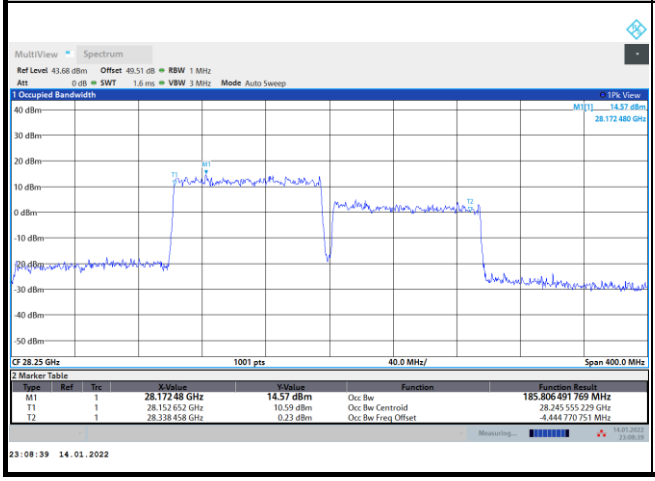
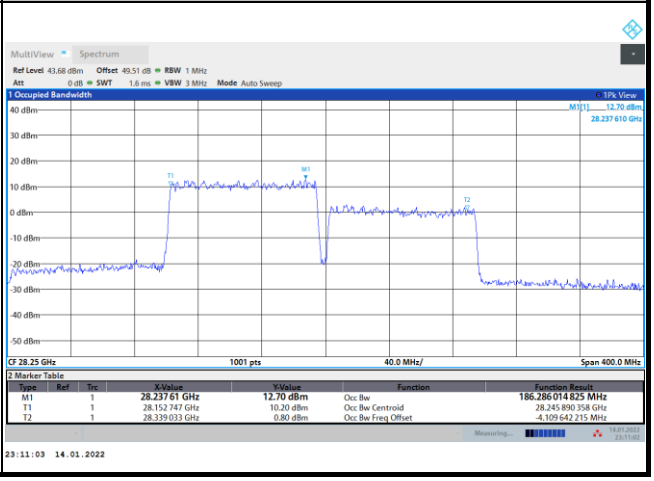
Highest Channel / 200MHz / 64QAM