CP-OFDM Module 0

NR Band n260 / 50MHz / QPSK

Lowest Band Edge / 1 RB

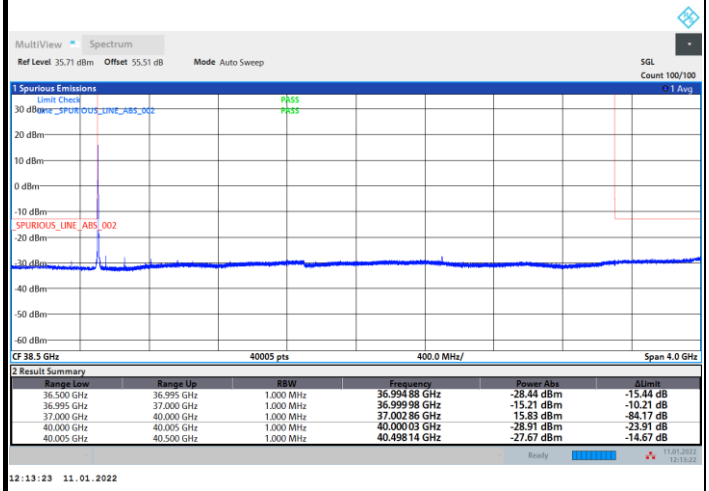

Highest Band Edge / 1 RB

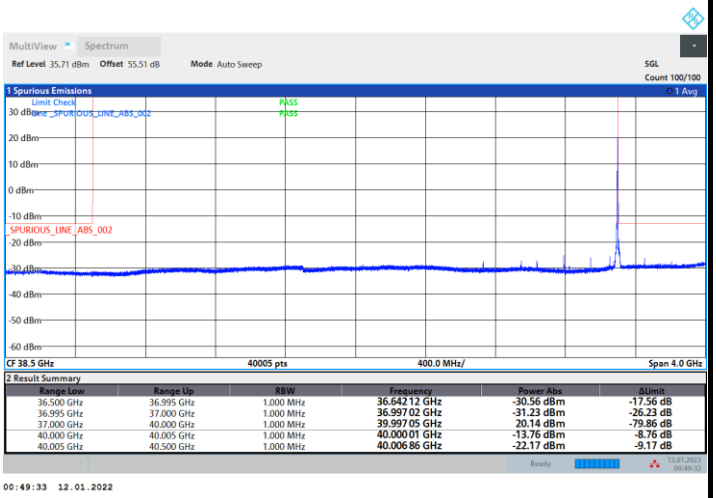

NR Band n260 / 50MHz / 16QAM

Lowest Band Edge / 1 RB

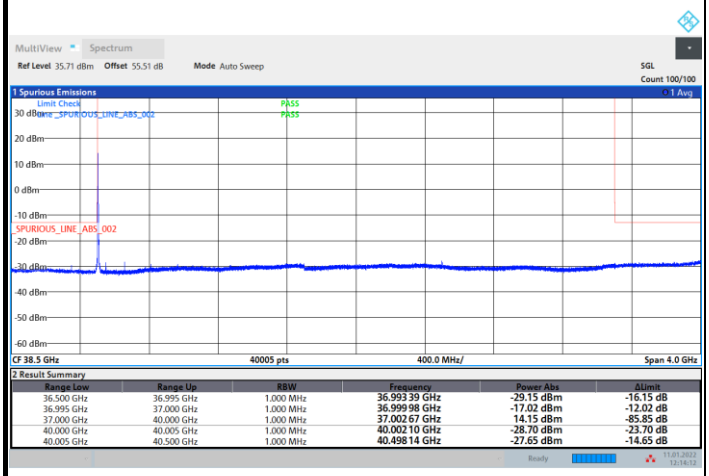

Highest Band Edge / 1 RB

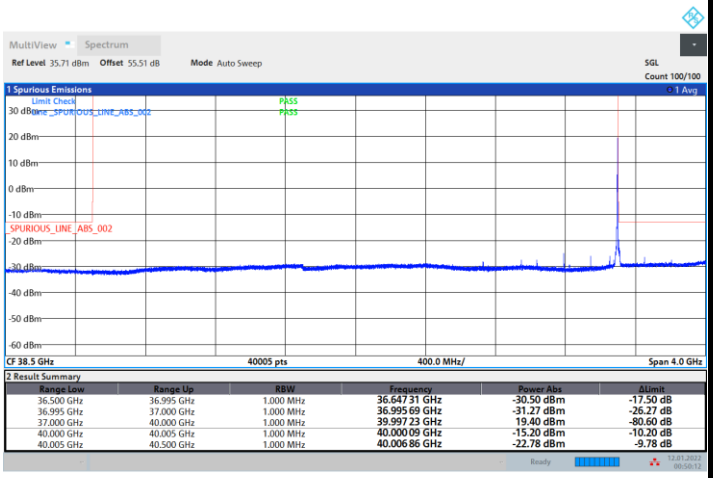

CP-OFDM Module 0

NR Band n260 / 50MHz / 64QAM

Lowest Band Edge / 1 RB

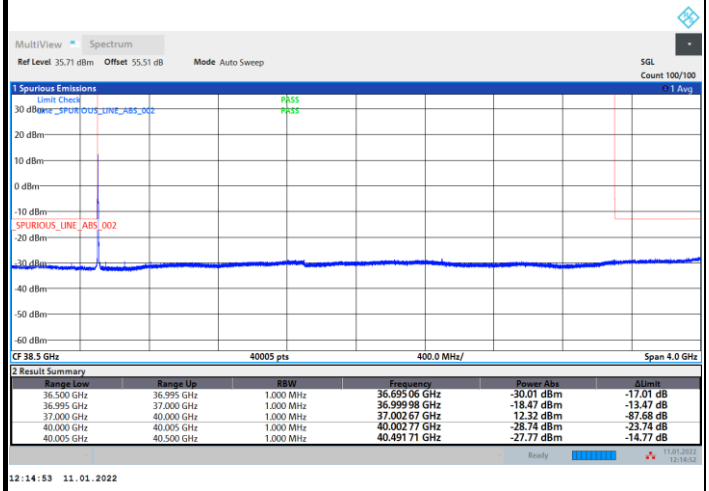

Highest Band Edge / 1 RB

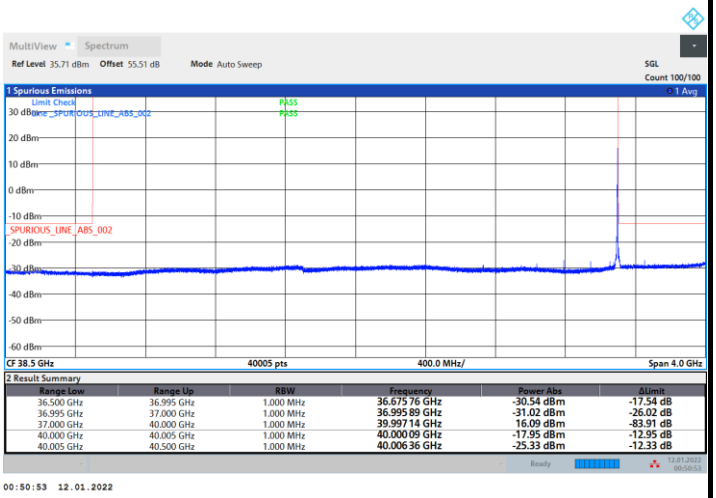

NR Band n260 / 100MHz / QPSK

Lowest Band Edge / 1 RB

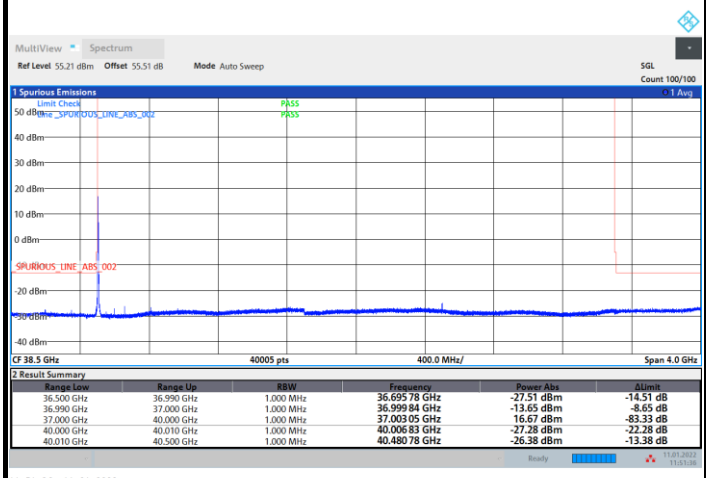

Highest Band Edge / 1 RB

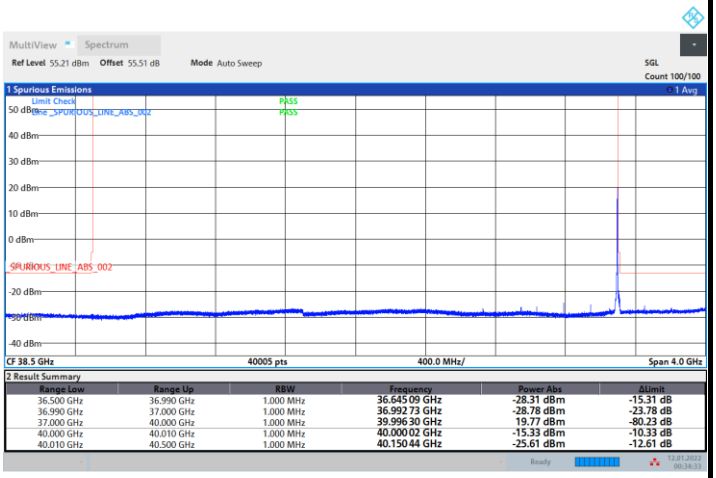

CP-OFDM Module 0

NR Band n260 / 100MHz / 16QAM

Lowest Band Edge / 1 RB

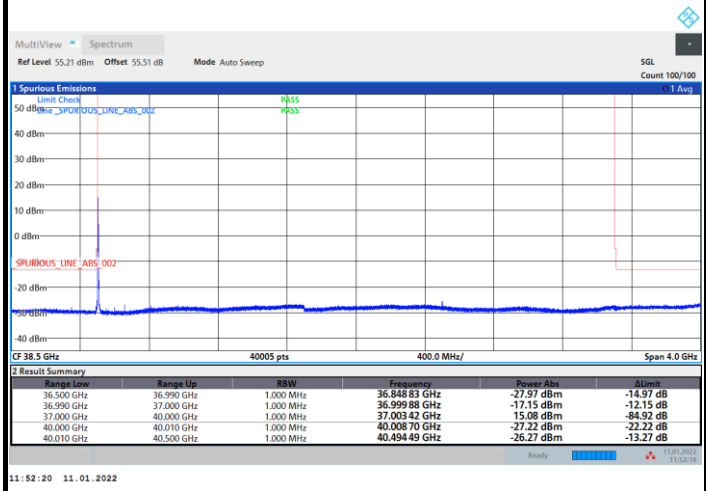

Highest Band Edge / 1 RB

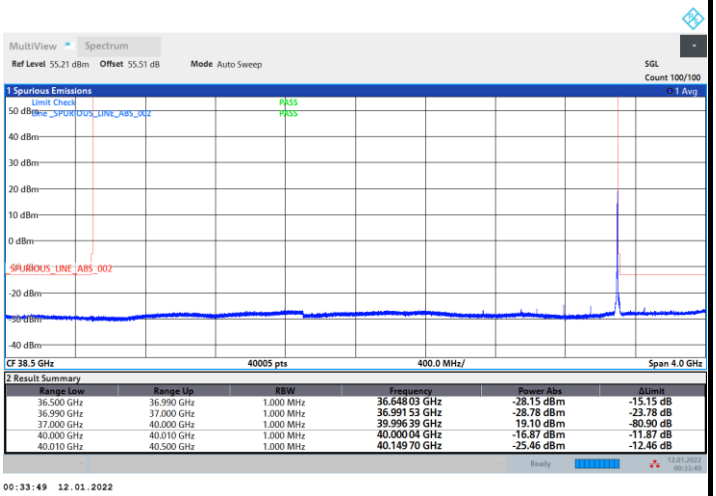

NR Band n260 / 100MHz / 64QAM

Lowest Band Edge / 1 RB

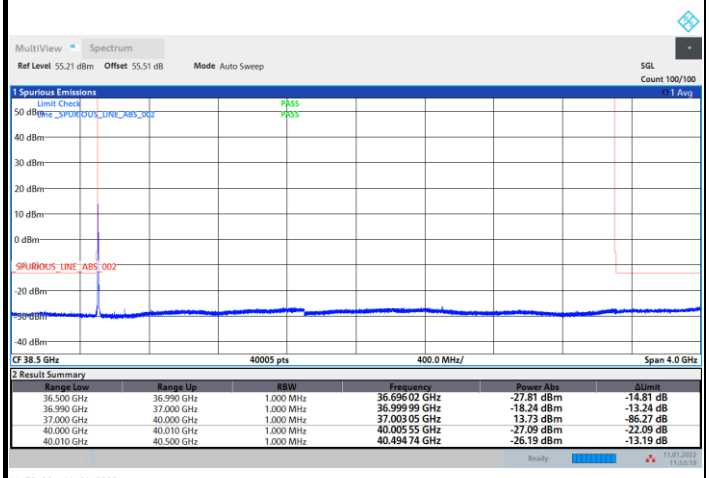

Highest Band Edge / 1 RB

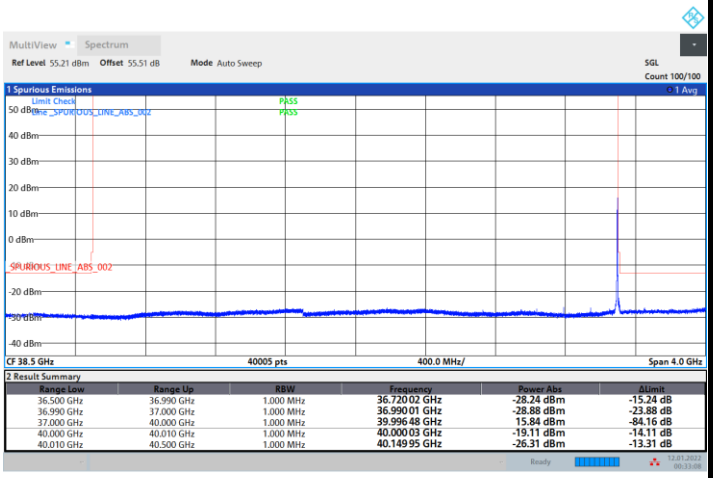

CP-OFDM Module 0

NR Band n260 / 200MHz / QPSK

Lowest Band Edge / 1 RB

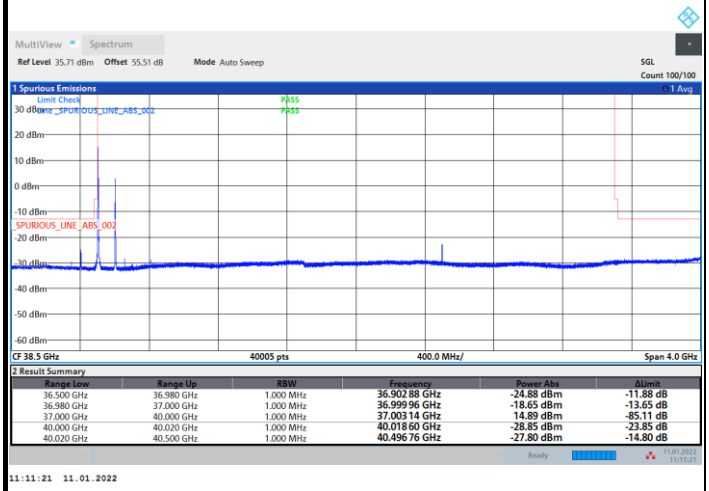

Highest Band Edge / 1 RB

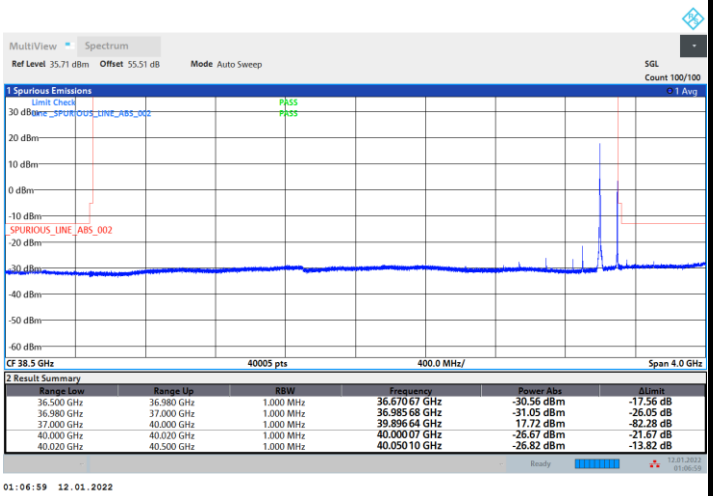

NR Band n260 / 200MHz / 16QAM

Lowest Band Edge / 1 RB

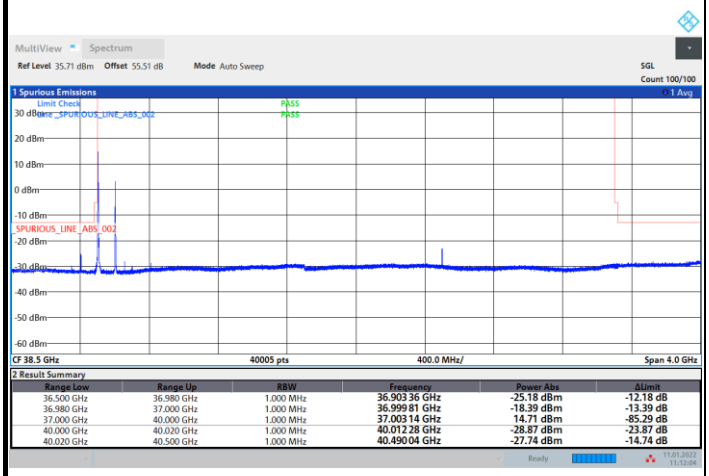

Highest Band Edge / 1 RB

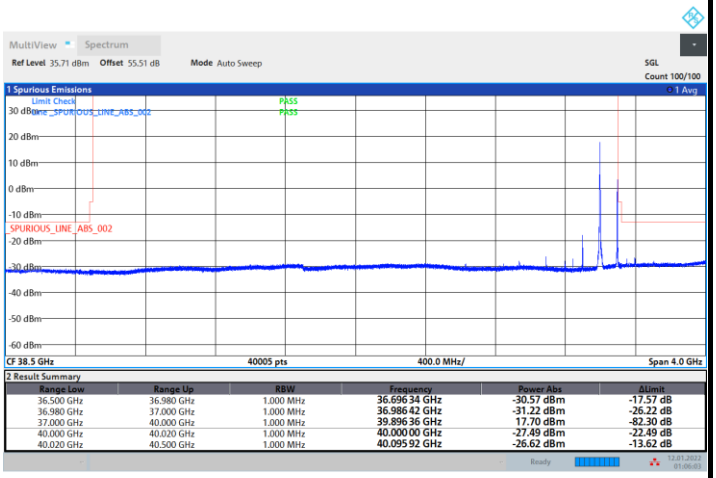

CP-OFDM Module 0

NR Band n260 / 200MHz / 64QAM	
Lowest Band Edge / 1 RB	**Highest Band Edge / 1 RB**
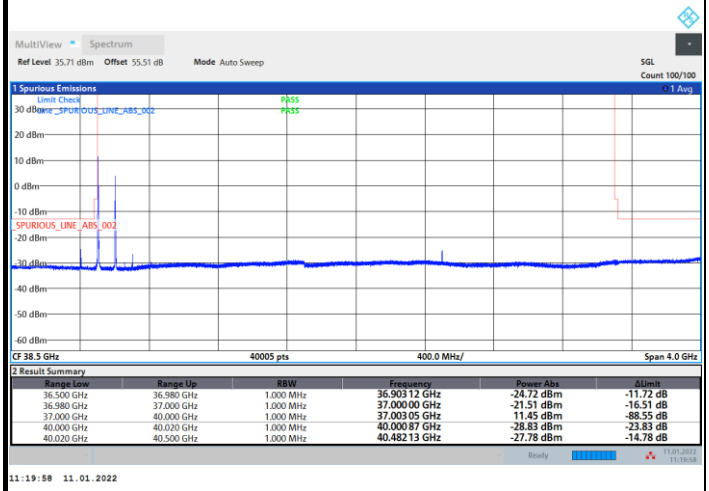	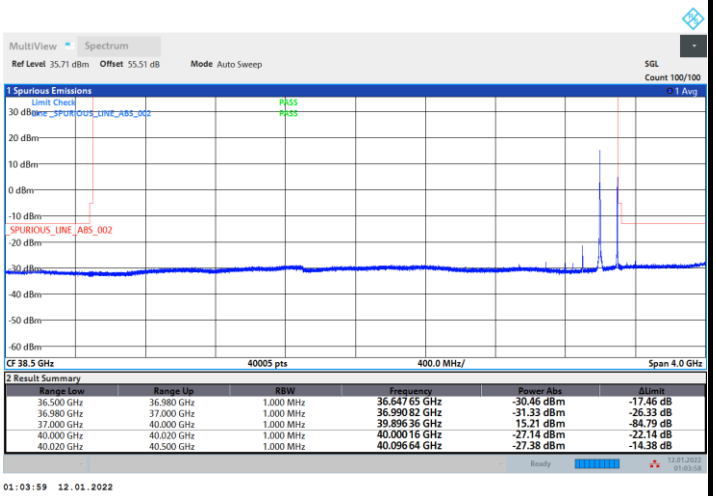

Range Low	Range Up	RBW	Frequency	Power Abs	ΔLimit
36.500 GHz	36.980 GHz	1.000 MHz	36.903 12 GHz	-24.72 dBm	-11.72 dB
36.980 GHz	37.000 GHz	1.000 MHz	37.000 00 GHz	-21.51 dBm	-16.51 dB
37.000 GHz	40.000 GHz	1.000 MHz	37.003 05 GHz	11.45 dBm	-88.55 dB
40.000 GHz	40.020 GHz	1.000 MHz	40.000 87 GHz	-28.83 dBm	-23.83 dB
40.020 GHz	40.500 GHz	1.000 MHz	40.482 13 GHz	-27.78 dBm	-14.78 dB

Range Low	Range Up	RBW	Frequency	Power Abs	ΔLimit
36.500 GHz	36.980 GHz	1.000 MHz	36.647 65 GHz	-30.46 dBm	-17.46 dB
36.980 GHz	37.000 GHz	1.000 MHz	36.990 82 GHz	-31.33 dBm	-26.33 dB
37.000 GHz	40.000 GHz	1.000 MHz	39.896 36 GHz	15.21 dBm	-84.79 dB
40.000 GHz	40.020 GHz	1.000 MHz	40.000 16 GHz	-27.14 dBm	-22.14 dB
40.020 GHz	40.500 GHz	1.000 MHz	40.096 64 GHz	-27.38 dBm	-14.38 dB

DFT-s-OFDM Module 0

NR Band n260 / 50MHz / BPSK

Lowest Band Edge / Full RB

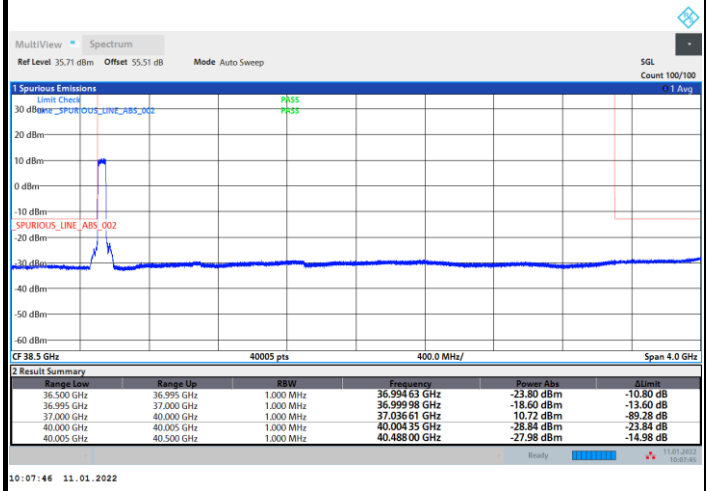

Highest Band Edge / Full RB

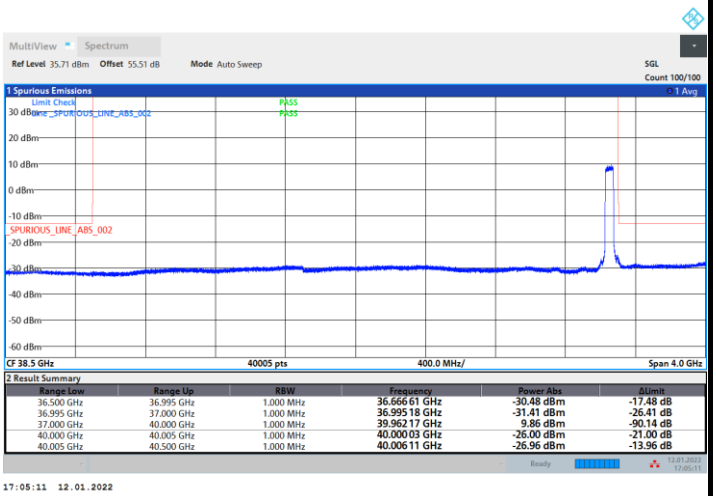

NR Band n260 / 50MHz / QPSK

Lowest Band Edge / Full RB

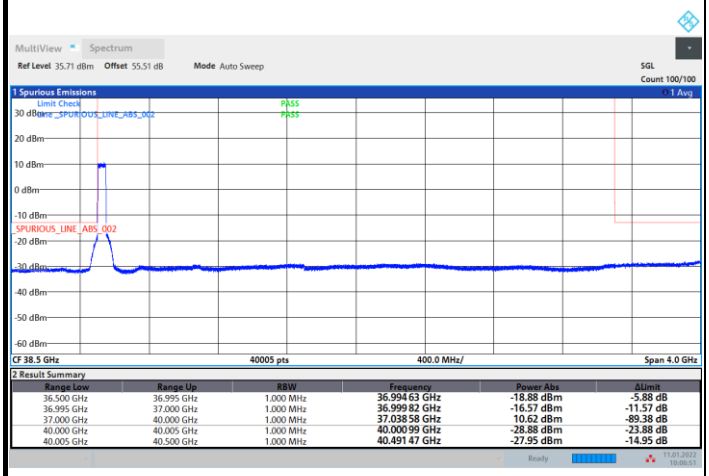

Highest Band Edge / Full RB

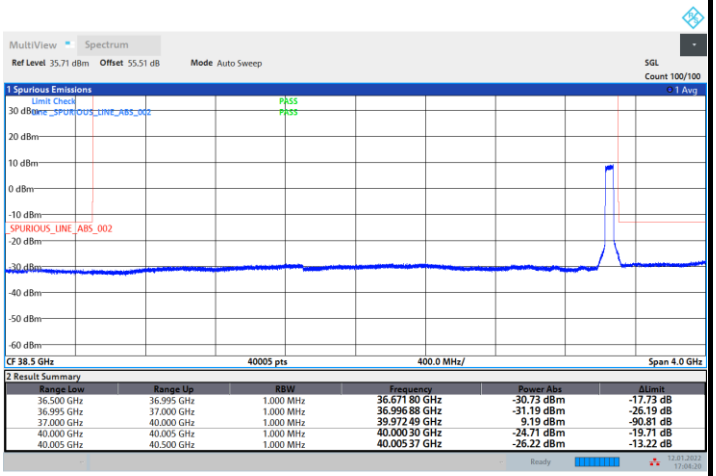

DFT-s-OFDM Module 0

NR Band n260 / 50MHz / 16QAM

Lowest Band Edge / Full RB

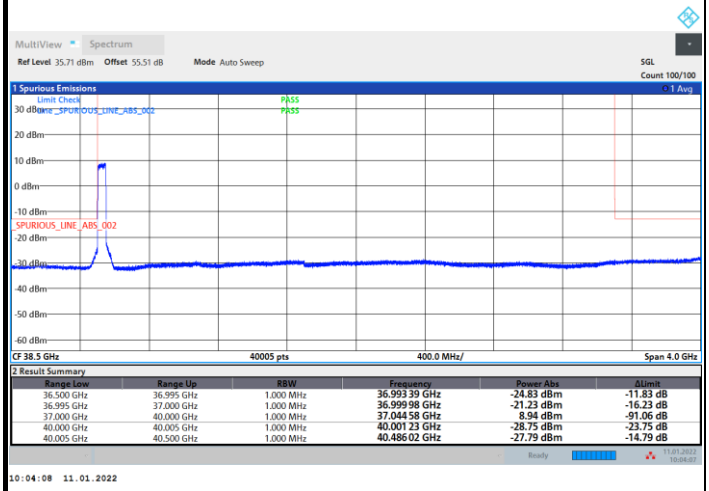

Highest Band Edge / Full RB

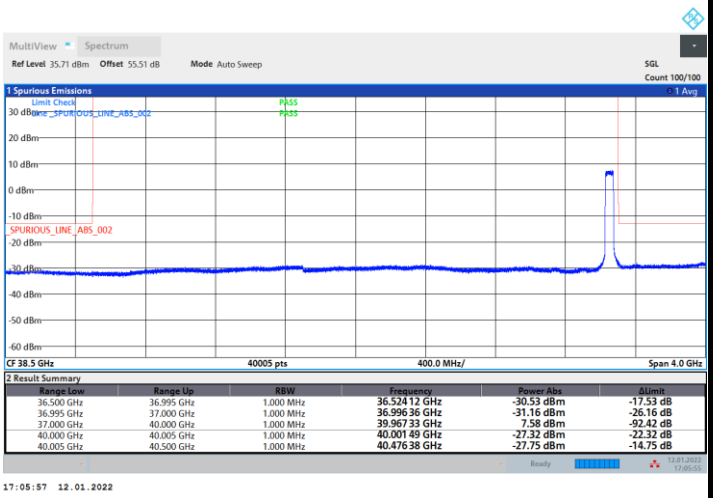

NR Band n260 / 50MHz / 64QAM

Lowest Band Edge / Full RB

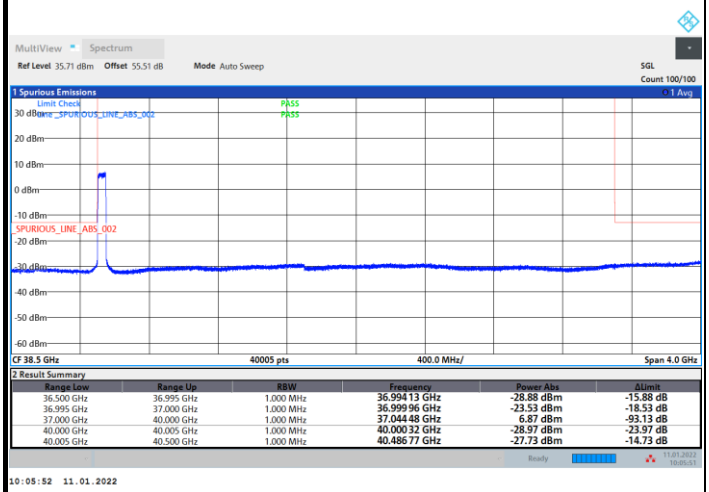

Highest Band Edge / Full RB

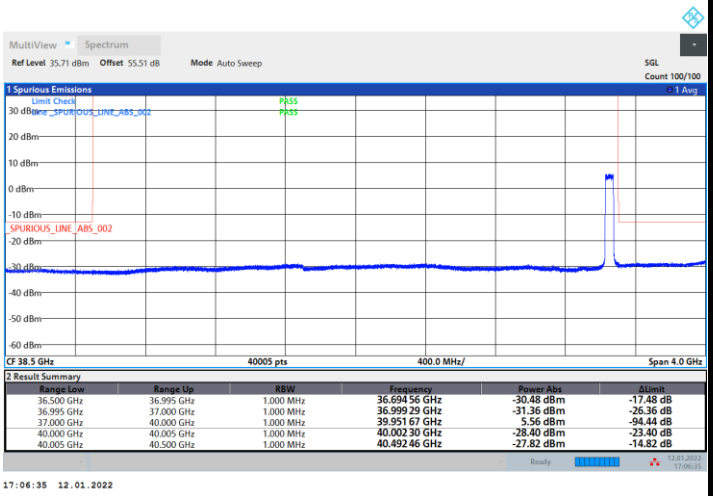

DFT-s-OFDM Module 0

NR Band n260 / 100MHz / BPSK

Lowest Band Edge / Full RB

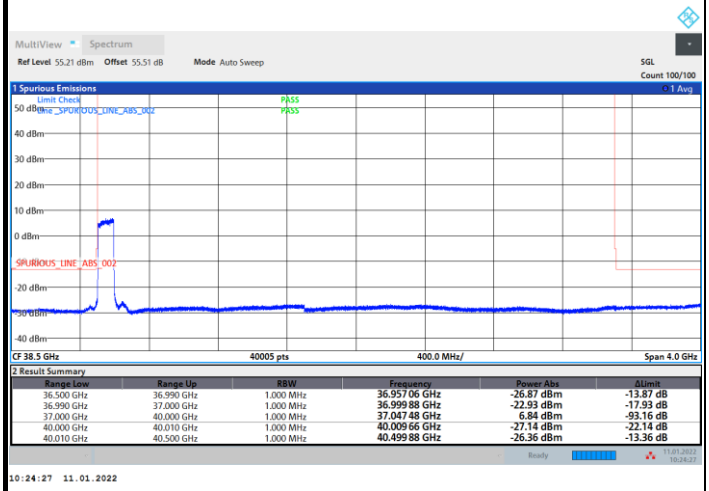

Highest Band Edge / Full RB

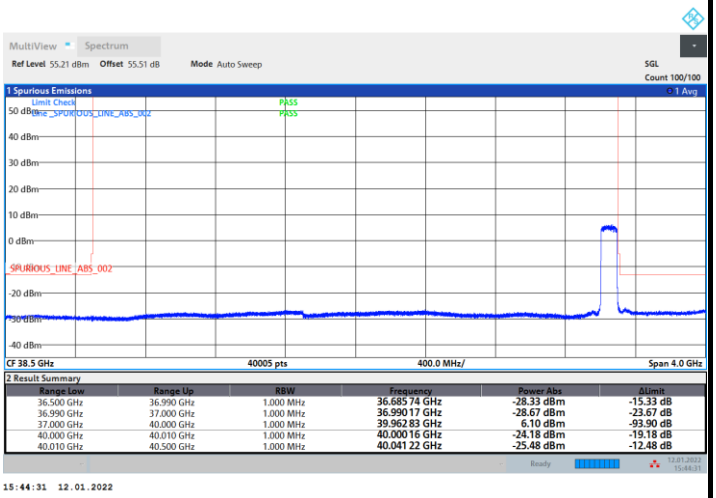

NR Band n260 / 100MHz / QPSK

Lowest Band Edge / Full RB

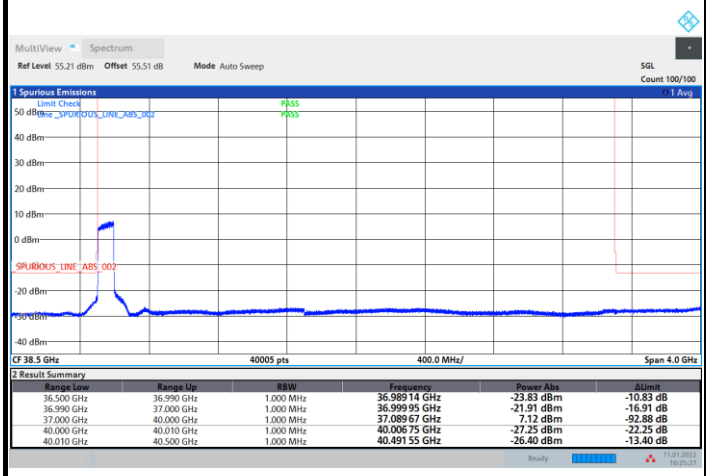

Highest Band Edge / Full RB

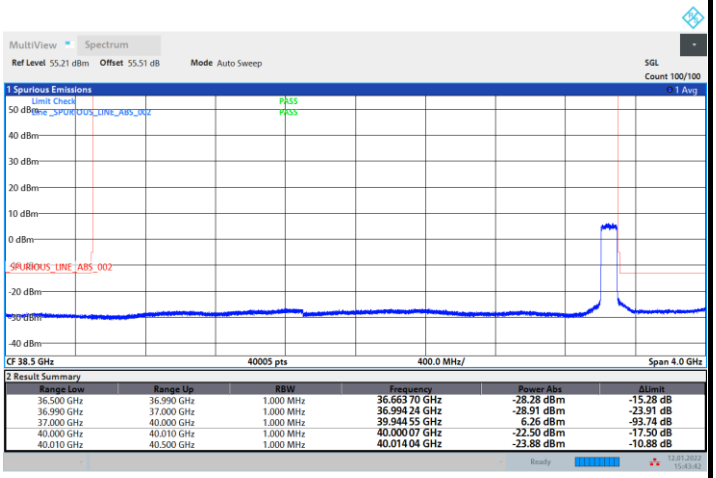

DFT-s-OFDM Module 0

NR Band n260 / 100MHz / 16QAM

Lowest Band Edge / Full RB

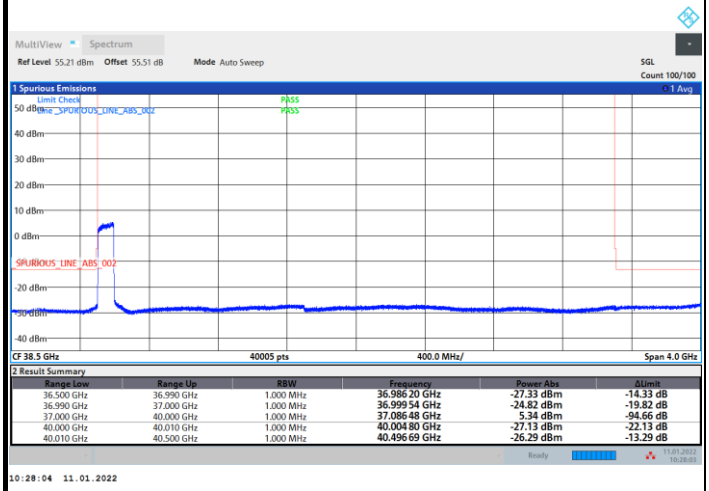

Highest Band Edge / Full RB

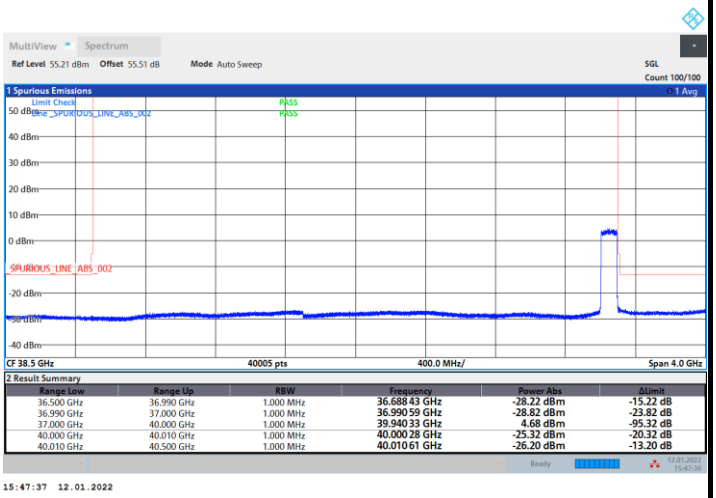

NR Band n260 / 100MHz / 64QAM

Lowest Band Edge / Full RB

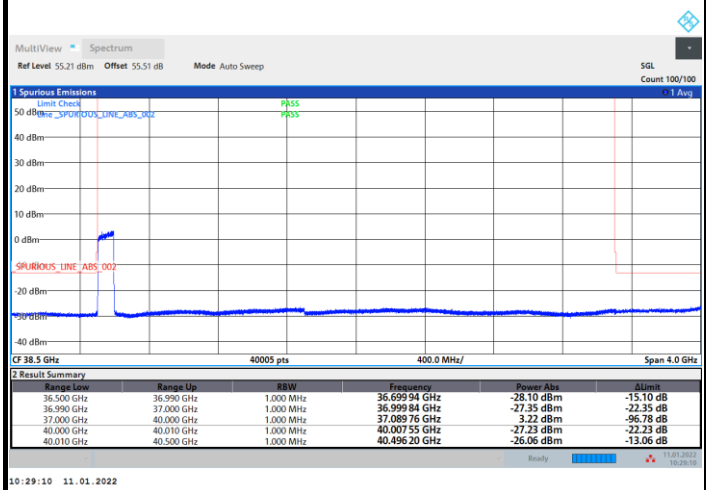

Highest Band Edge / Full RB

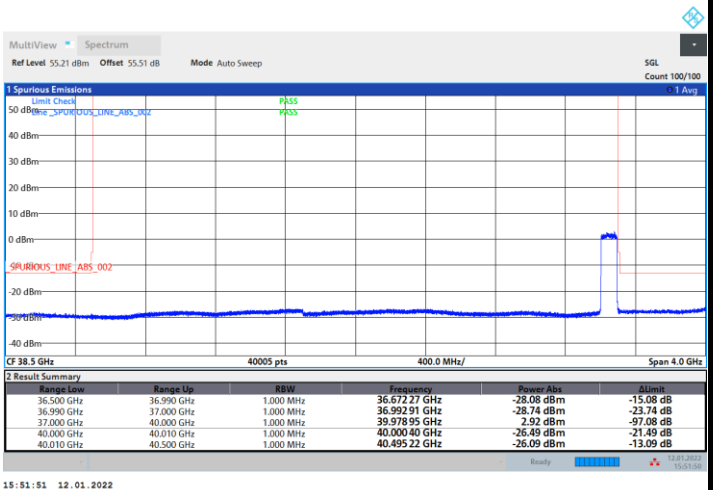

DFT-s-OFDM Module 0

NR Band n260 / 200MHz / BPSK

Lowest Band Edge / Full RB

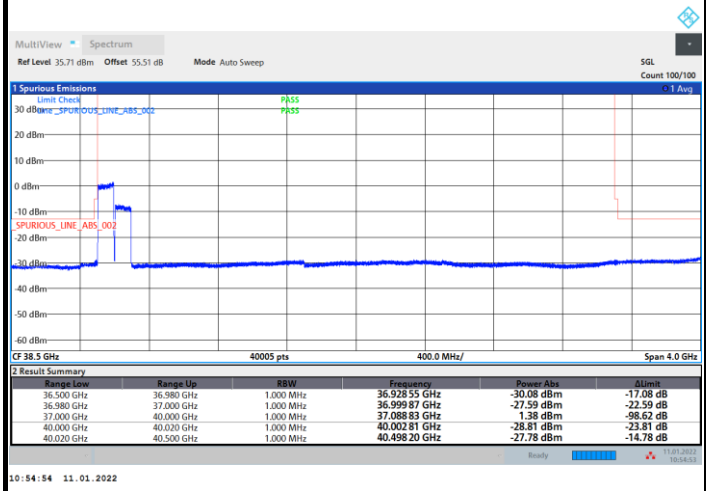

10:54:54 11.01.2022

Highest Band Edge / Full RB

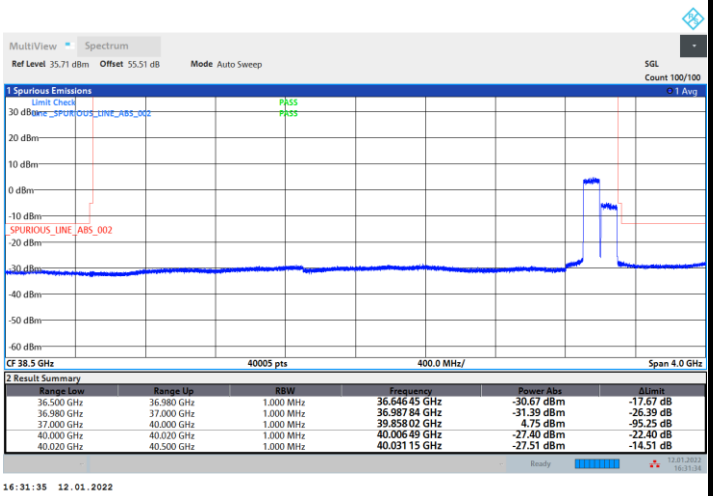

16:31:35 12.01.2022

NR Band n260 / 200MHz / QPSK

Lowest Band Edge / Full RB

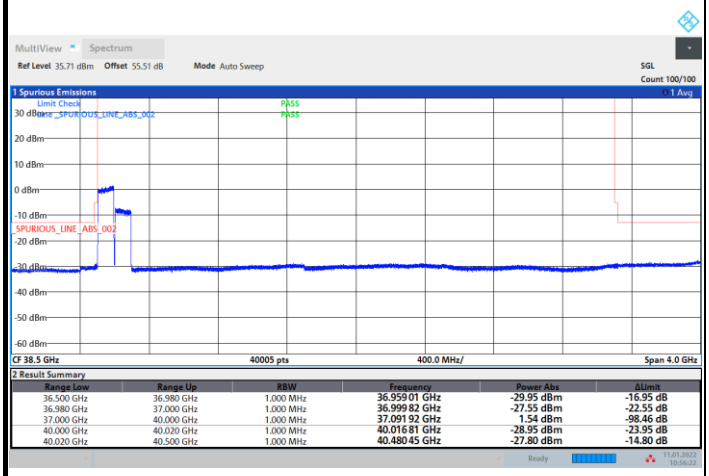

10:56:22 11.01.2022

Highest Band Edge / Full RB

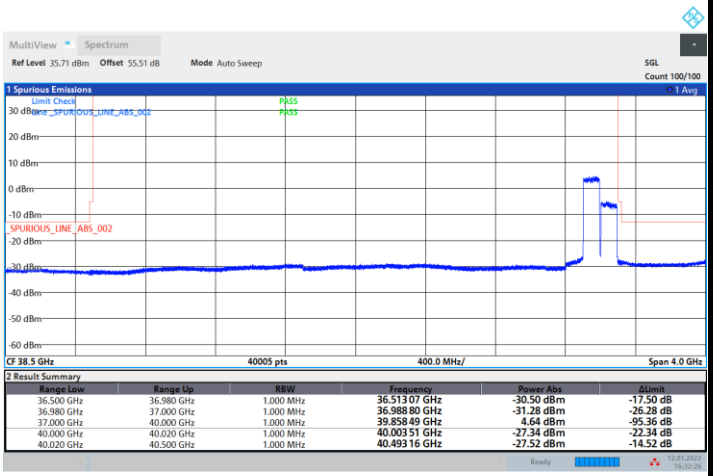

16:32:27 12.01.2022

DFT-s-OFDM Module 0

NR Band n260 / 200MHz / 16QAM

Lowest Band Edge / Full RB

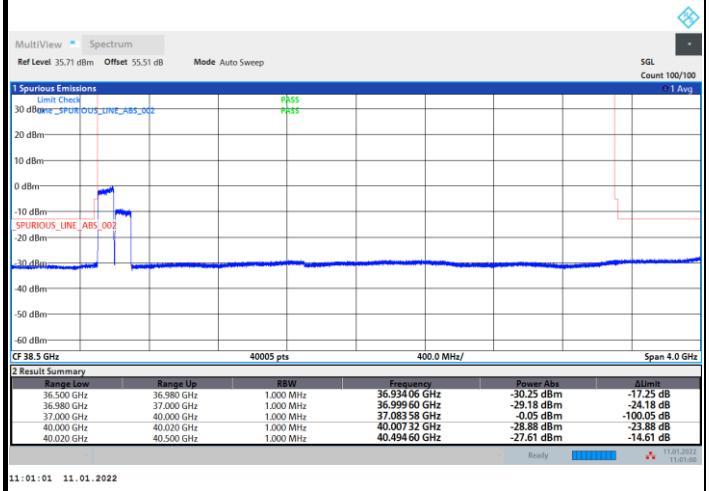

Range Low	Range Up	RBW	Frequency	Power Abs	ΔLimit
36.500 GHz	36.980 GHz	1.000 MHz	36.934 06 GHz	-30.25 dBm	-17.25 dB
36.980 GHz	37.000 GHz	1.000 MHz	36.999 60 GHz	-29.18 dBm	-24.18 dB
37.000 GHz	40.000 GHz	1.000 MHz	37.083 58 GHz	-0.05 dBm	-100.05 dB
40.000 GHz	40.020 GHz	1.000 MHz	40.007 32 GHz	-28.88 dBm	-23.88 dB
40.020 GHz	40.500 GHz	1.000 MHz	40.494 60 GHz	-27.61 dBm	-14.61 dB

11:01:01 11.01.2022

Highest Band Edge / Full RB

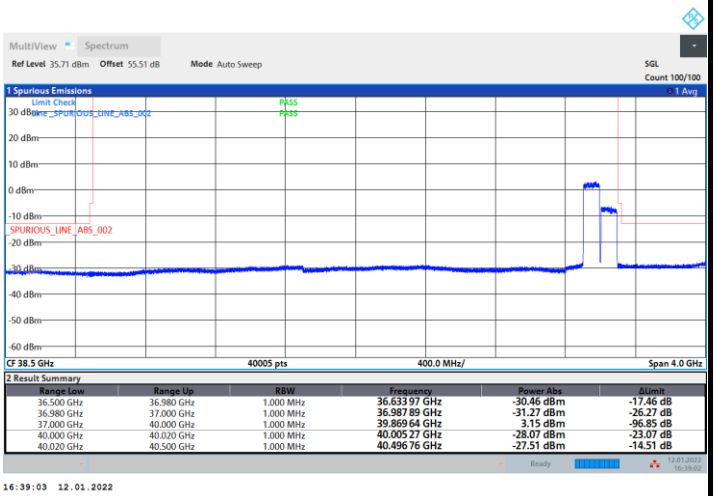

Range Low	Range Up	RBW	Frequency	Power Abs	ΔLimit
36.500 GHz	36.980 GHz	1.000 MHz	36.633 97 GHz	-30.46 dBm	-17.46 dB
36.980 GHz	37.000 GHz	1.000 MHz	36.987 89 GHz	-31.27 dBm	-26.27 dB
37.000 GHz	40.000 GHz	1.000 MHz	39.869 64 GHz	3.15 dBm	-96.85 dB
40.000 GHz	40.020 GHz	1.000 MHz	40.005 27 GHz	-28.07 dBm	-23.07 dB
40.020 GHz	40.500 GHz	1.000 MHz	40.496 76 GHz	-27.51 dBm	-14.51 dB

16:39:03 12.01.2022

NR Band n260 / 200MHz / 64QAM

Lowest Band Edge / Full RB

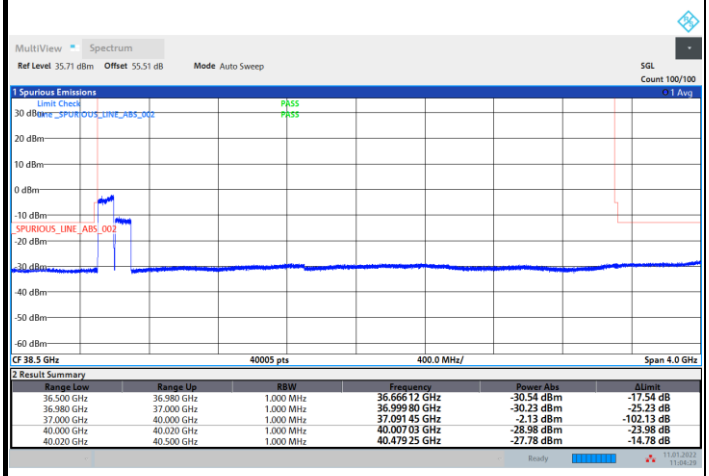

Range Low	Range Up	RBW	Frequency	Power Abs	ΔLimit
36.500 GHz	36.980 GHz	1.000 MHz	36.666 12 GHz	-30.54 dBm	-17.54 dB
36.980 GHz	37.000 GHz	1.000 MHz	36.999 80 GHz	-30.23 dBm	-25.23 dB
37.000 GHz	40.000 GHz	1.000 MHz	37.091 45 GHz	-2.13 dBm	-102.13 dB
40.000 GHz	40.020 GHz	1.000 MHz	40.007 03 GHz	-28.98 dBm	-23.98 dB
40.020 GHz	40.500 GHz	1.000 MHz	40.479 25 GHz	-27.78 dBm	-14.78 dB

11:04:30 11.01.2022

Highest Band Edge / Full RB

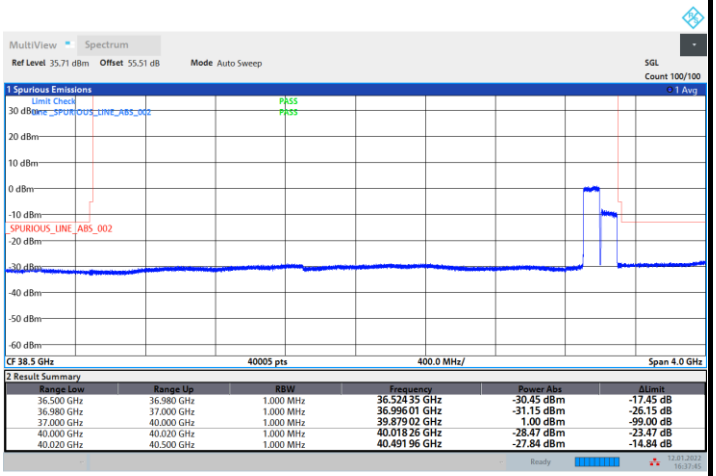

Range Low	Range Up	RBW	Frequency	Power Abs	ΔLimit
36.500 GHz	36.980 GHz	1.000 MHz	36.524 35 GHz	-30.45 dBm	-17.45 dB
36.980 GHz	37.000 GHz	1.000 MHz	36.996 01 GHz	-31.15 dBm	-26.15 dB
37.000 GHz	40.000 GHz	1.000 MHz	39.879 02 GHz	1.00 dBm	-99.00 dB
40.000 GHz	40.020 GHz	1.000 MHz	40.018 26 GHz	-28.47 dBm	-23.47 dB
40.020 GHz	40.500 GHz	1.000 MHz	40.491 96 GHz	-27.84 dBm	-14.84 dB

16:37:45 12.01.2022

CP-OFDM Module 0

NR Band n260 / 50MHz / QPSK

Lowest Band Edge / Full RB

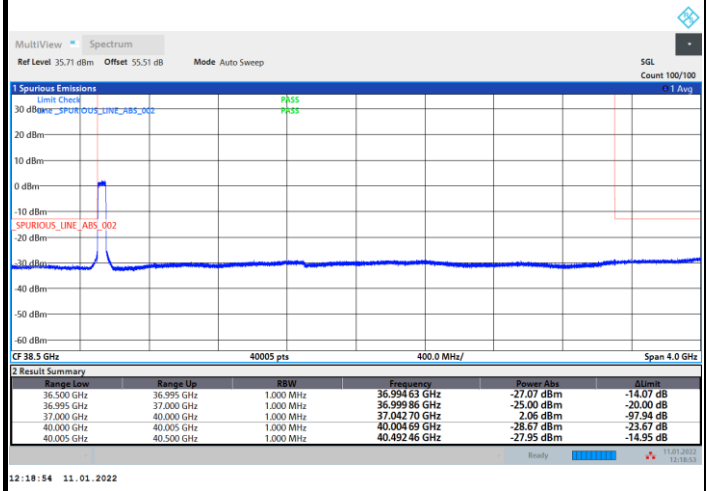

Highest Band Edge / Full RB

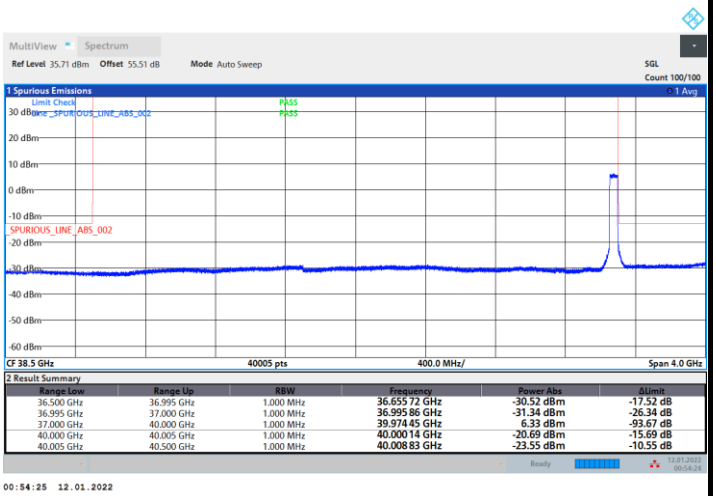

NR Band n260 / 50MHz / 16QAM

Lowest Band Edge / Full RB

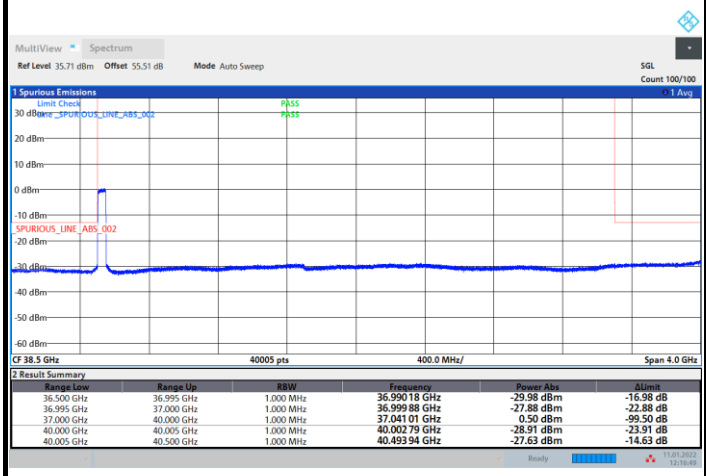

Highest Band Edge / Full RB

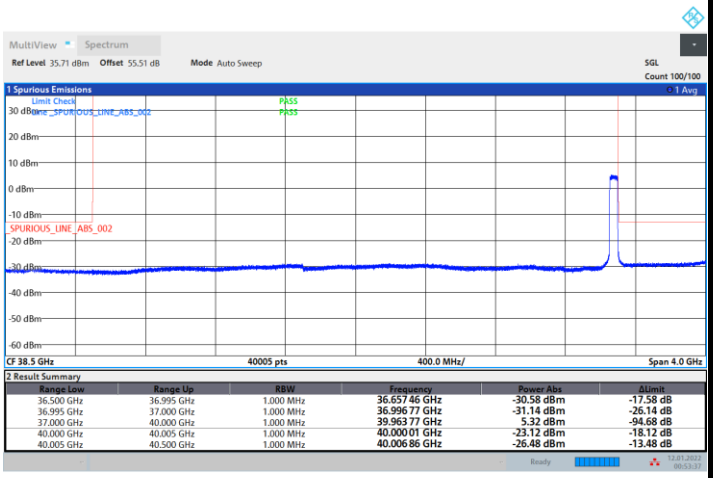

CP-OFDM Module 0

NR Band n260 / 50MHz / 64QAM

Lowest Band Edge / Full RB

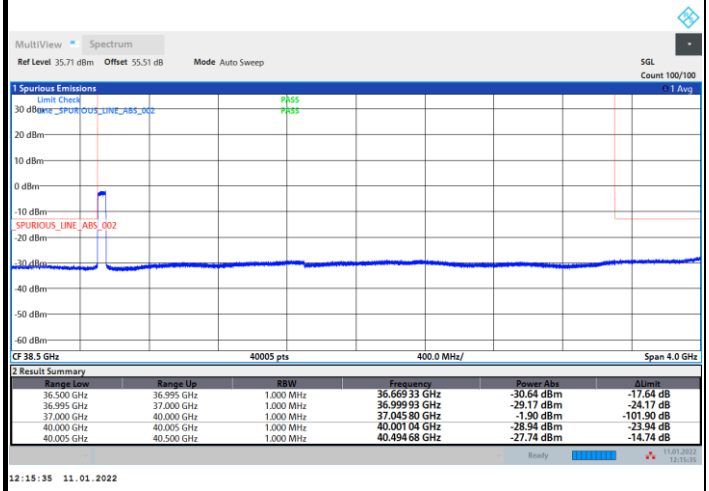

Highest Band Edge / Full RB

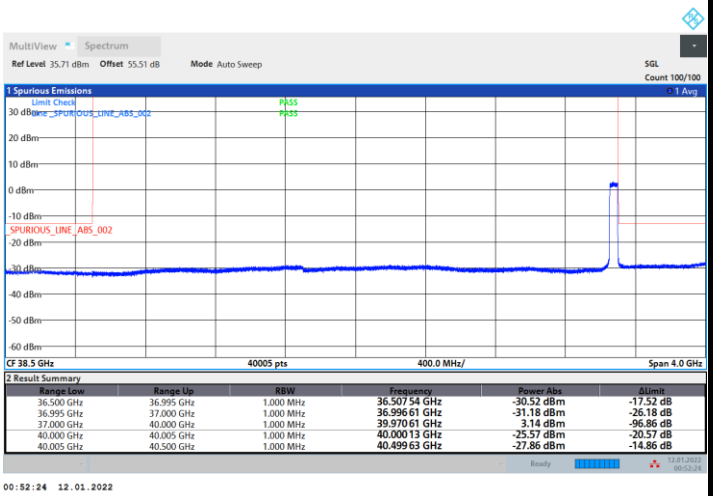

NR Band n260 / 100MHz / QPSK

Lowest Band Edge / Full RB

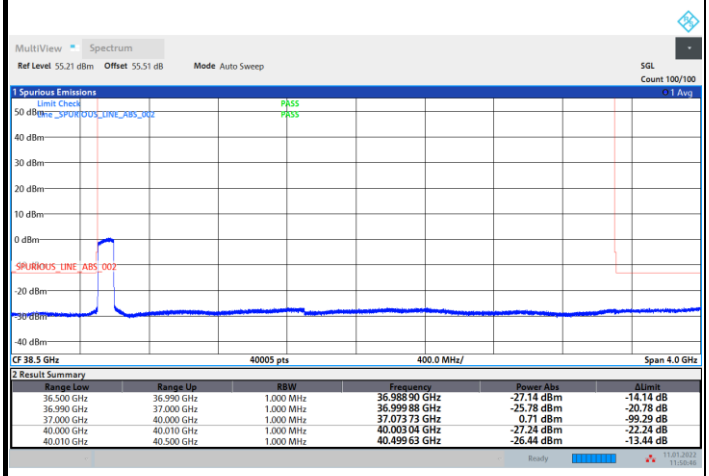

Highest Band Edge / Full RB

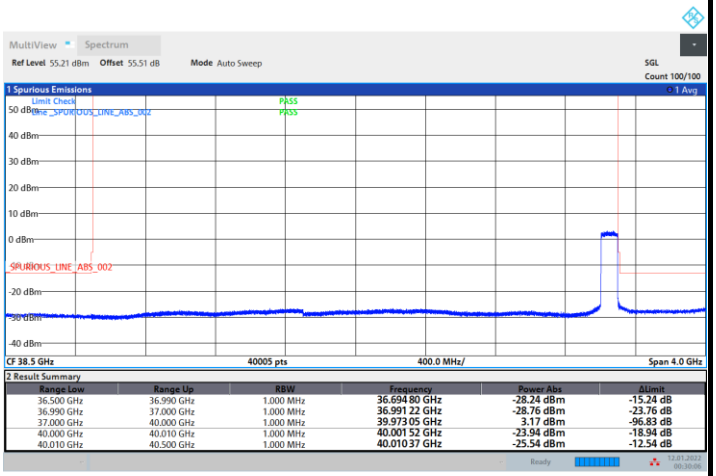

CP-OFDM Module 0

NR Band n260 / 100MHz / 16QAM

Lowest Band Edge / Full RB

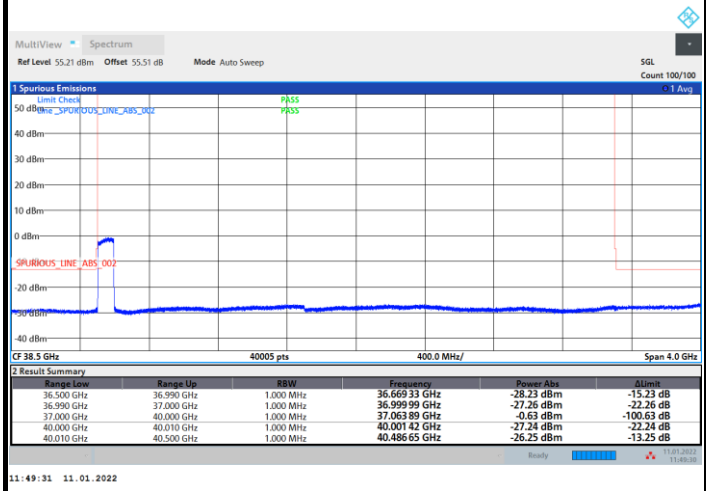

Highest Band Edge / Full RB

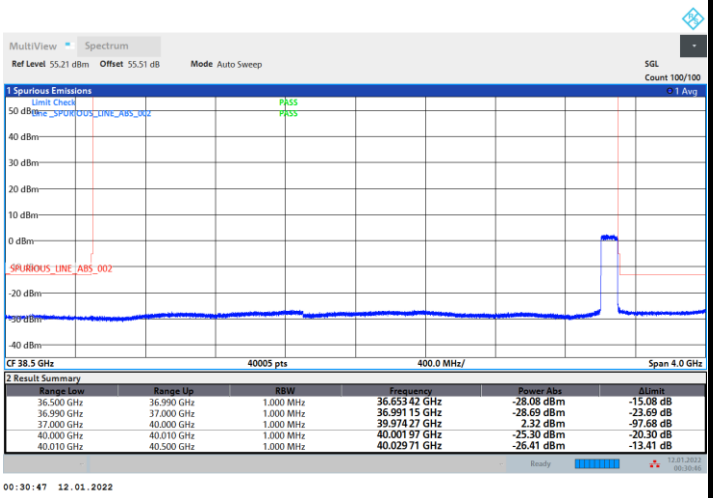

NR Band n260 / 100MHz / 64QAM

Lowest Band Edge / Full RB

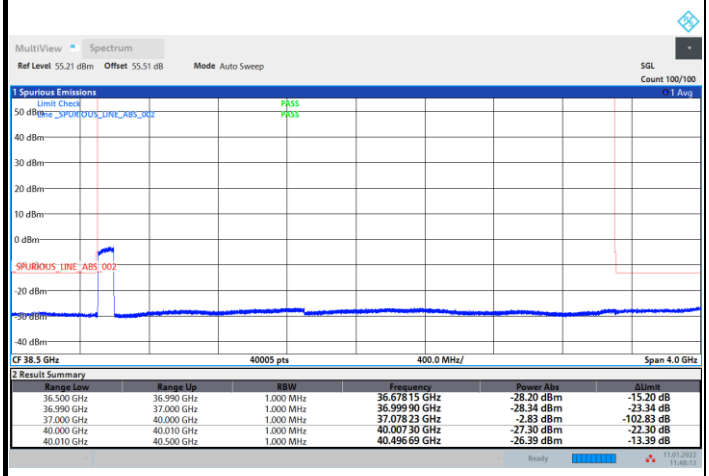

Highest Band Edge / Full RB

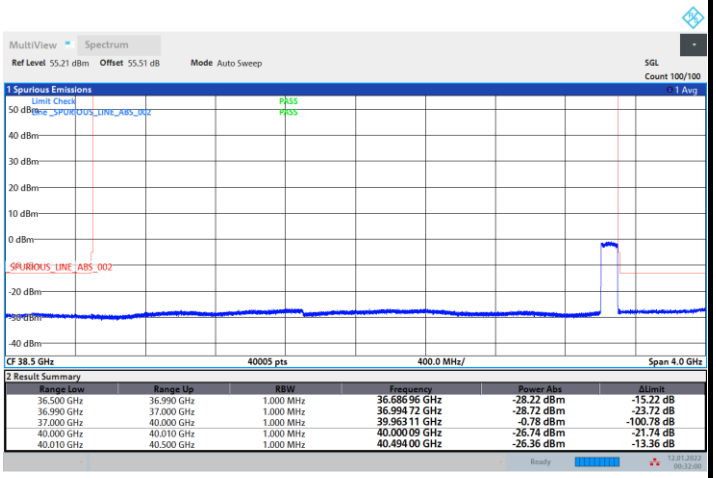

CP-OFDM Module 0

NR Band n260 / 200MHz / QPSK

Lowest Band Edge / Full RB

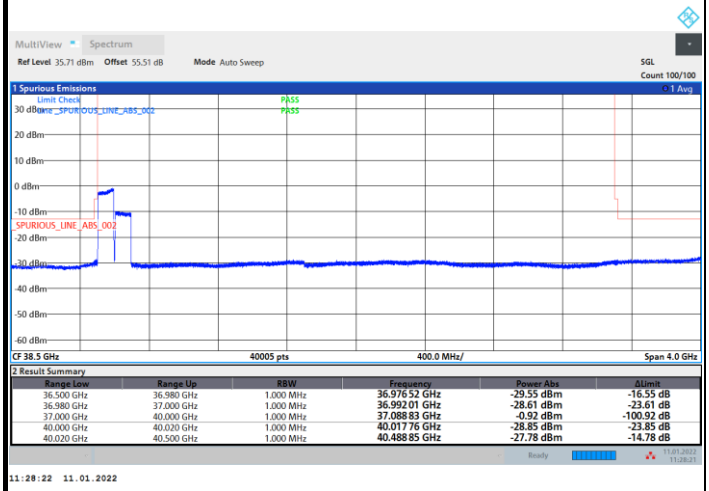

Highest Band Edge / Full RB

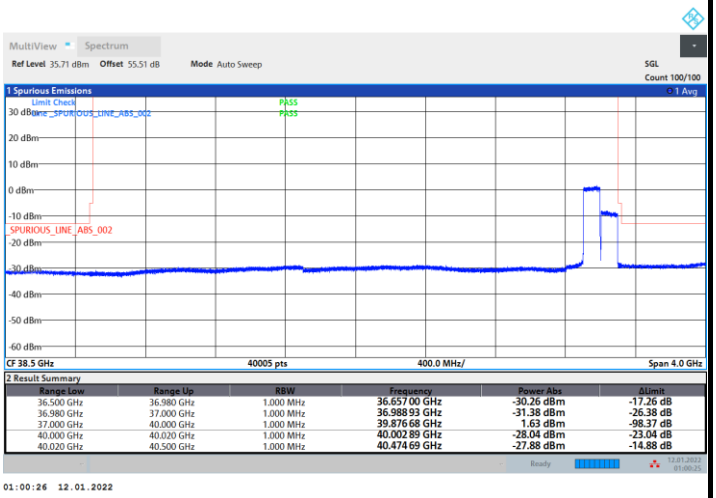

NR Band n260 / 200MHz / 16QAM

Lowest Band Edge / Full RB

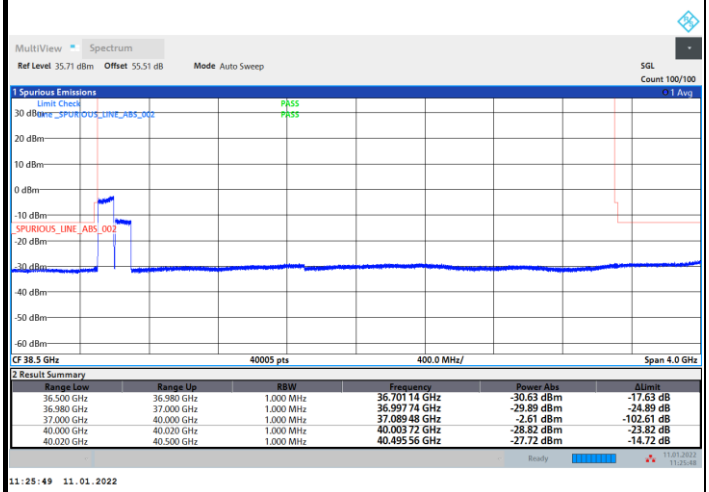

Highest Band Edge / Full RB

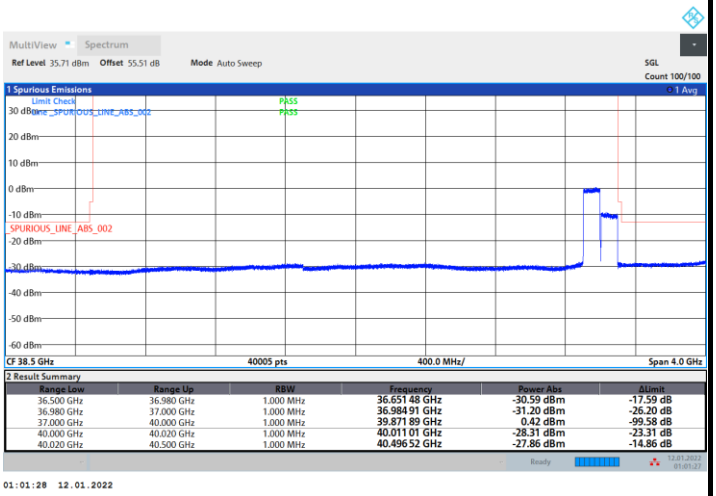

CP-OFDM Module 0

NR Band n260 / 200MHz / 64QAM	
Lowest Band Edge / Full RB	**Highest Band Edge / Full RB**
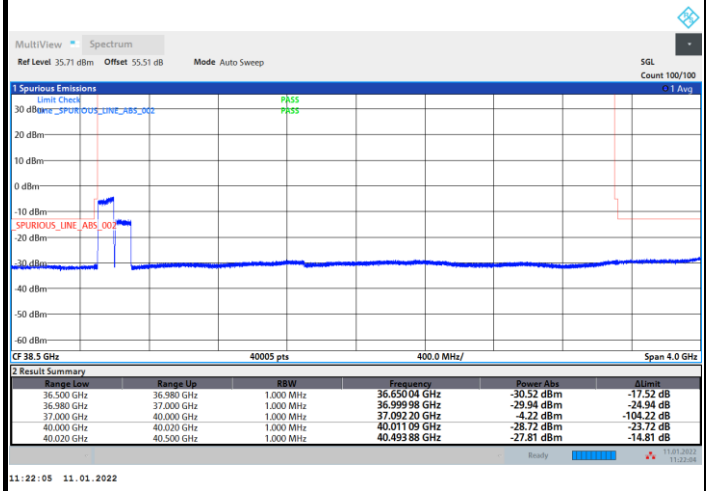	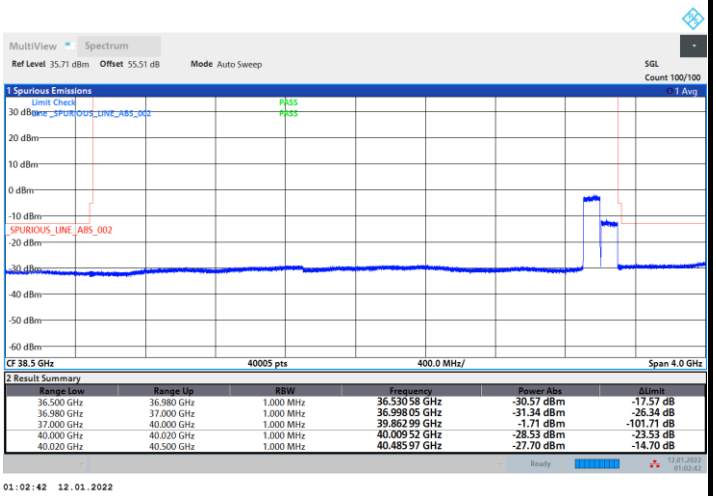

Spurious Emission

Spurious emission between 18GHz to 36.5GHz worst case plot is reported as following. The other frequency ranges are tested in AG 0+1 in accordance with the higher EIRP Power.

DFT-s-OFDM Module 0

NR Band n260 BPSK (18-36.5GHz)	
Lowest Channel / 50MHz	**Lowest Channel / 100MHz**
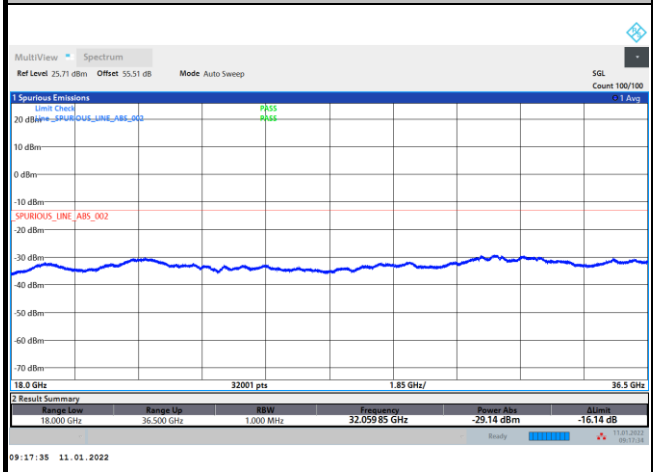	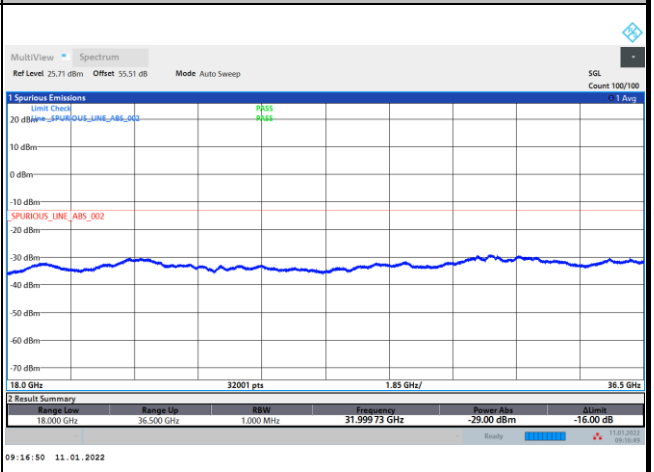
Middle Channel / 50MHz	**Middle Channel / 100MHz**
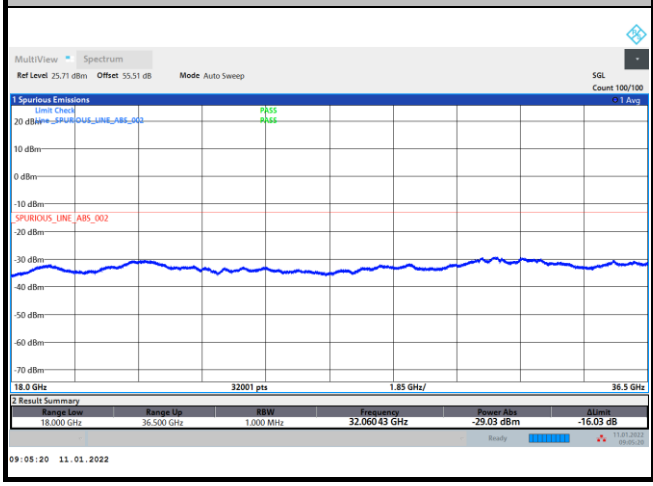	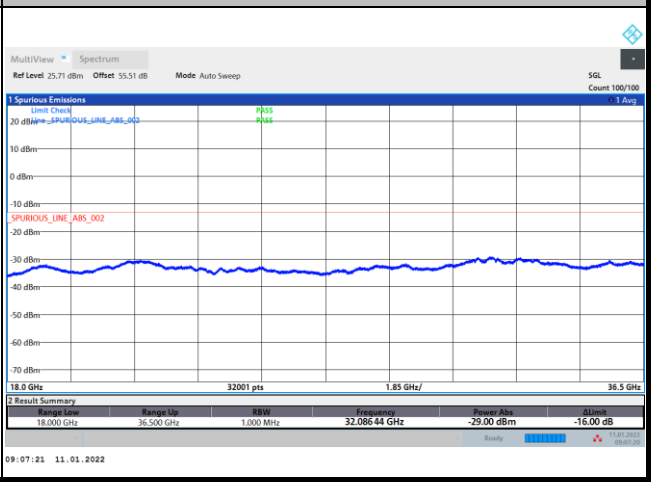

Highest Channel / 50MHz	Highest Channel / 100MHz
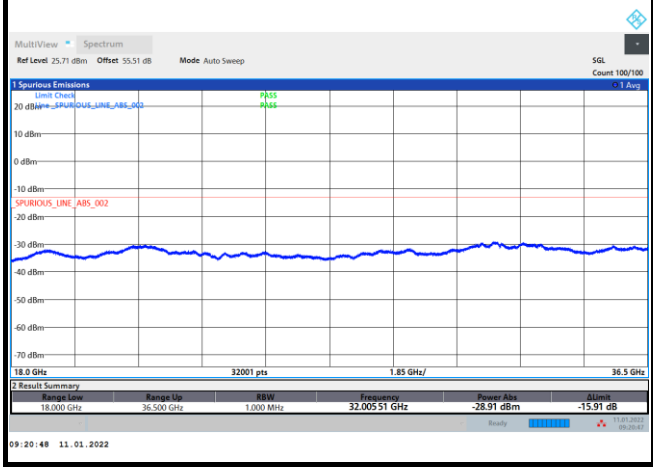	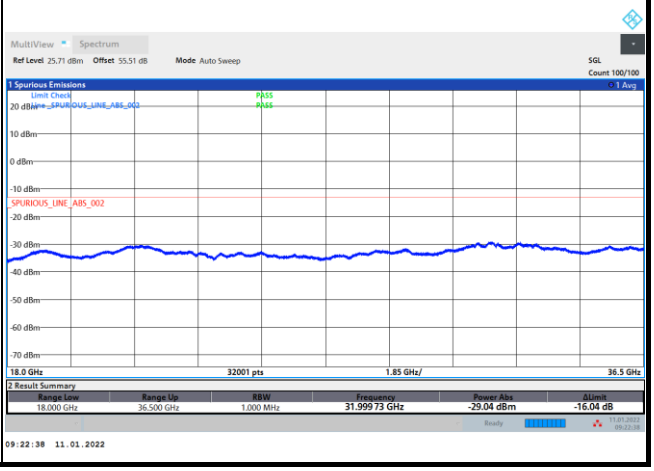

Remark: In band and out of band frequencies are omitted.

DFT-s-OFDM Module 0

NR Band n260 BPSK (18-36.5GHz)	
Lowest Channel / 200MHz	
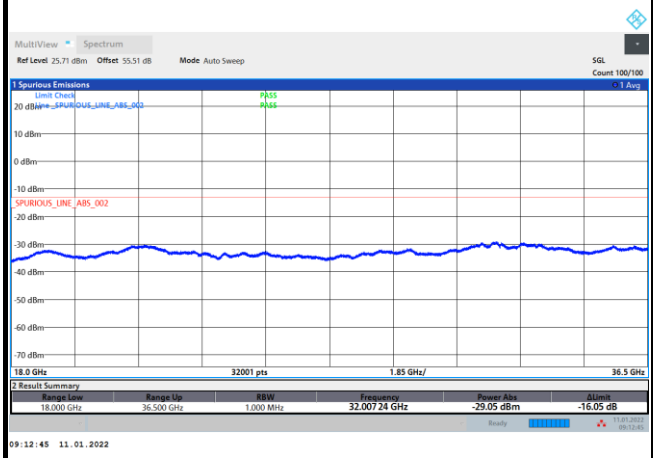	**intentionally blank**
Middle Channel / 200MHz	
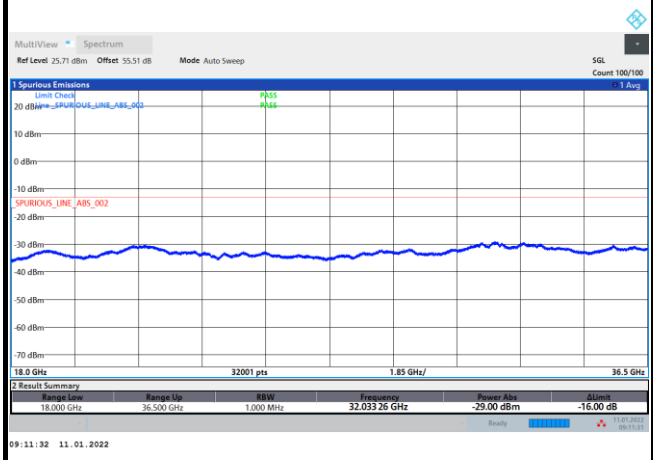	**intentionally blank**
Highest Channel / 200MHz	
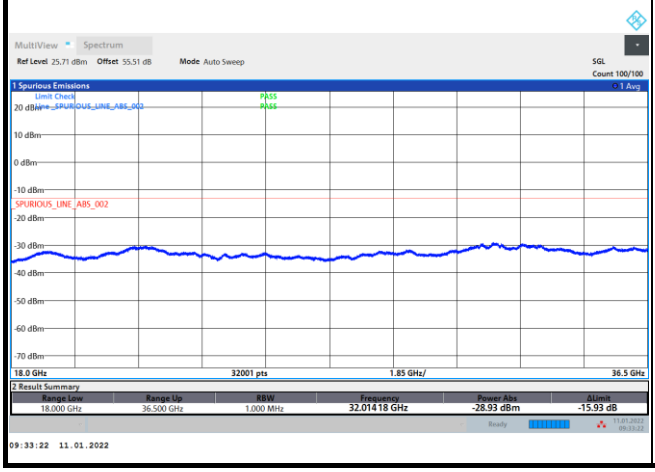	**intentionally blank**

Remark: In band and out of band frequencies are omitted.

DFT-s-OFDM Module 0

NR Band n260 QPSK (18-36.5GHz)

Lowest Channel / 50MHz

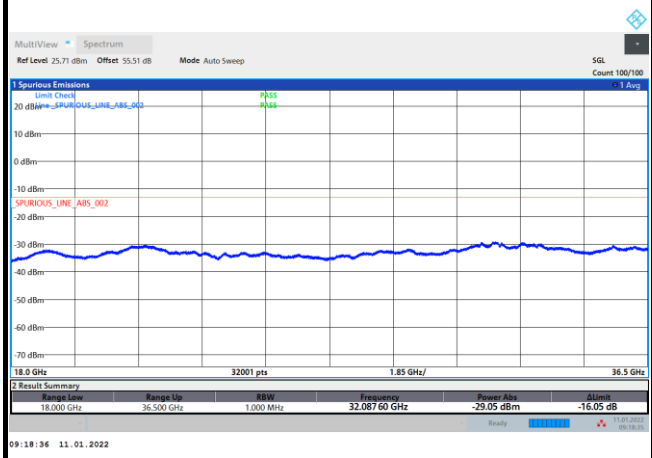

Lowest Channel / 100MHz

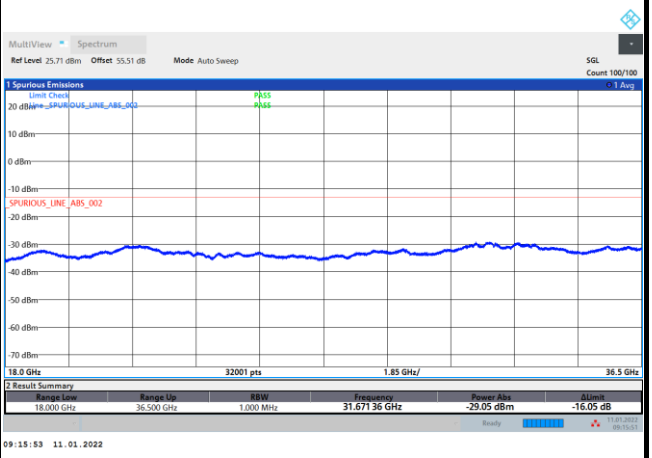

Middle Channel / 50MHz

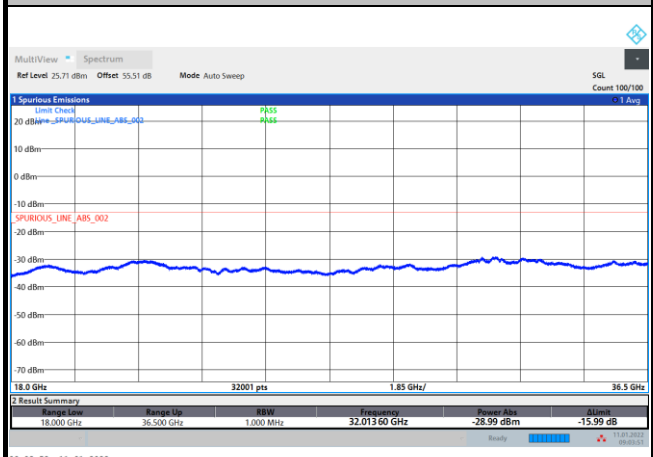

Middle Channel / 100MHz

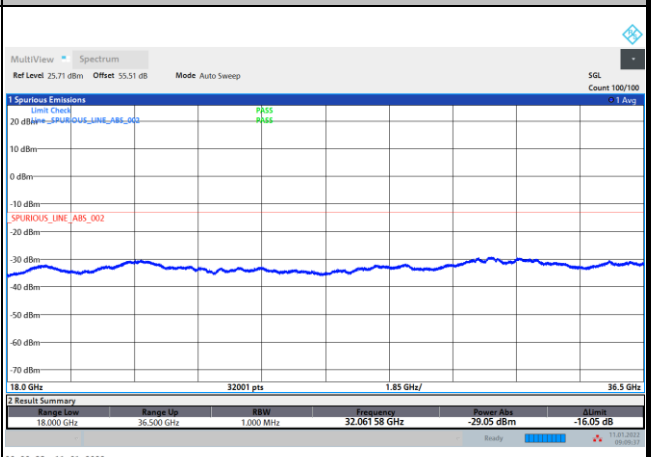

Highest Channel / 50MHz

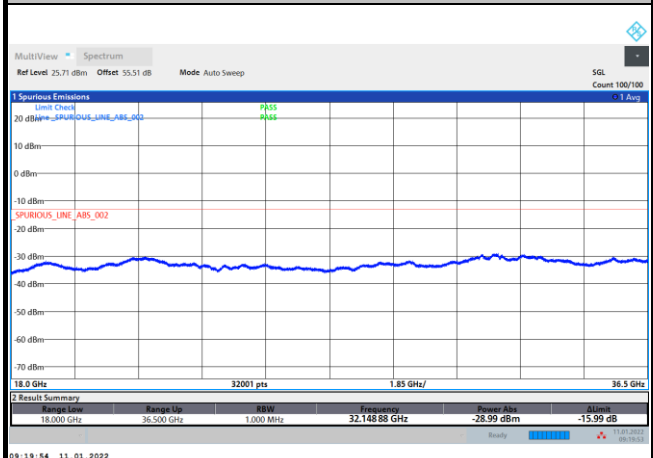

Highest Channel / 100MHz

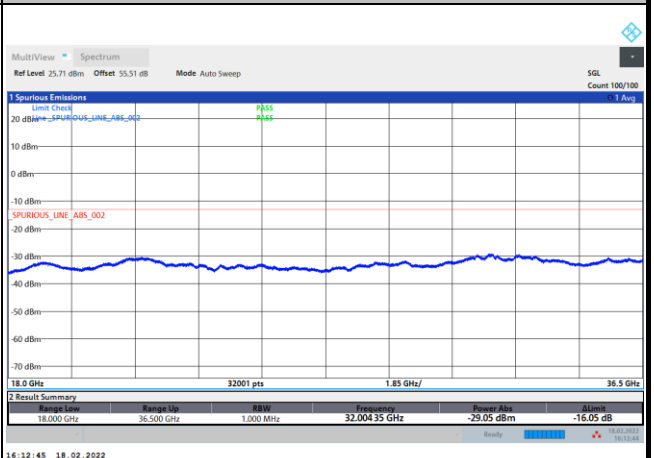

Remark: In band and out of band frequencies are omitted.

DFT-s-OFDM Module 0

NR Band n260 QPSK (18-36.5GHz)	
Lowest Channel / 200MHz	
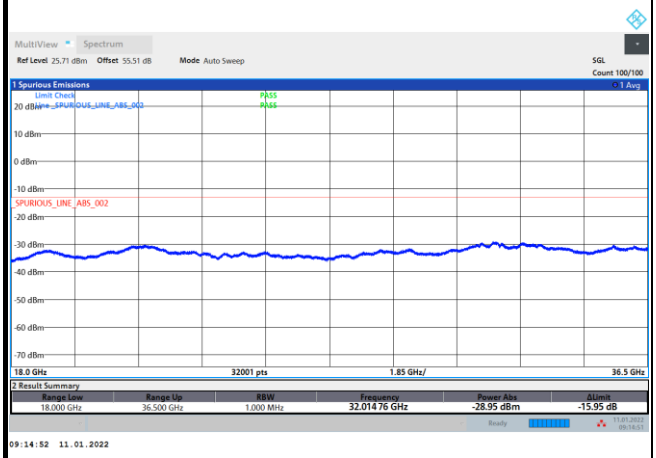	**intentionally blank**
Middle Channel / 200MHz	
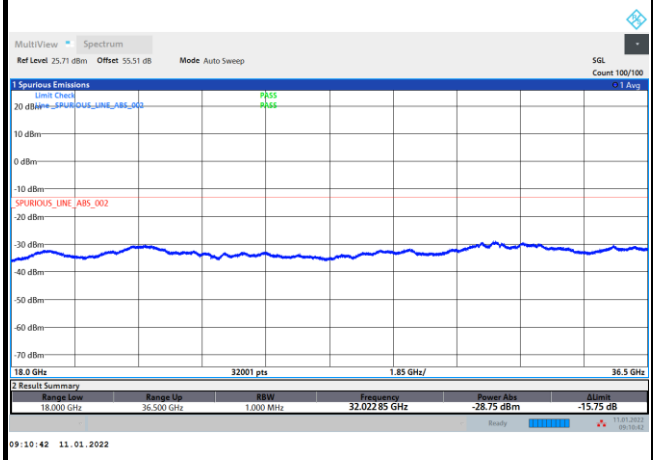	**intentionally blank**
Highest Channel / 200MHz	
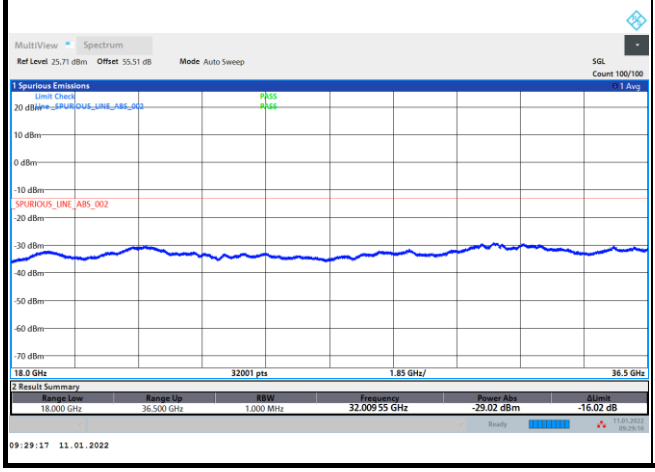	**intentionally blank**

Remark: In band and out of band frequencies are omitted.

CP-OFDM Module 0

NR Band n260 QPSK (18-36.5GHz)

Lowest Channel / 50MHz

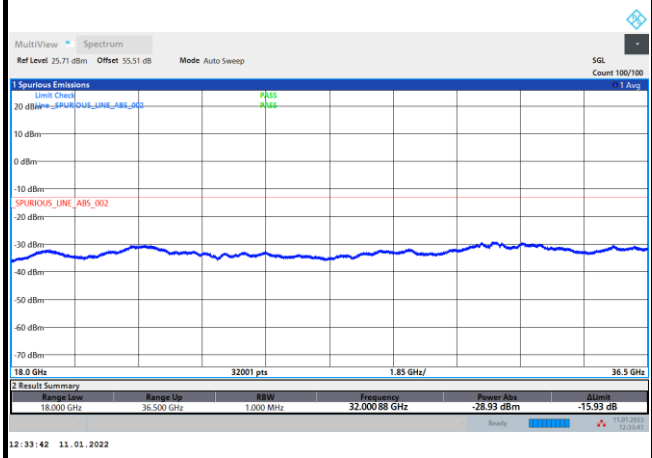

Lowest Channel / 100MHz

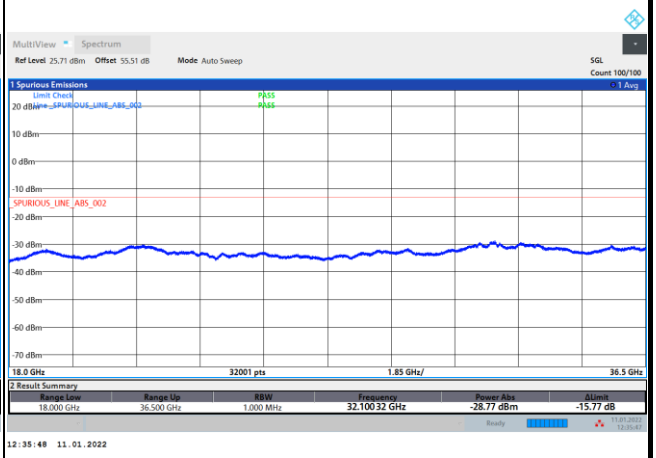

Middle Channel / 50MHz

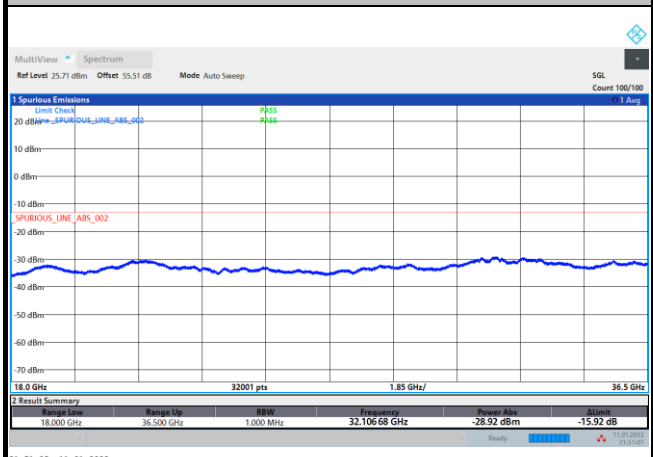

Middle Channel / 100MHz

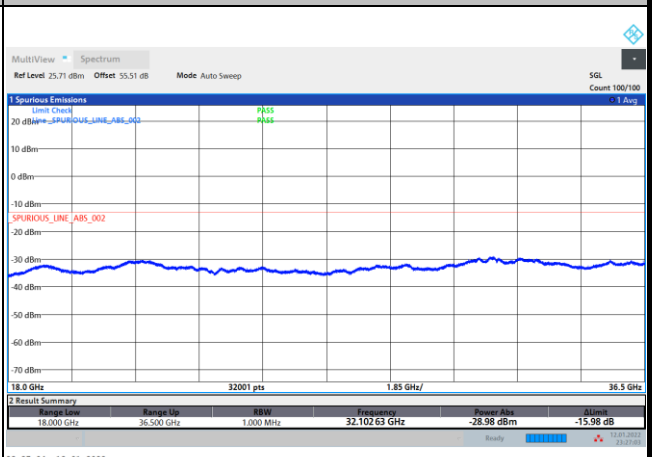

Highest Channel / 50MHz

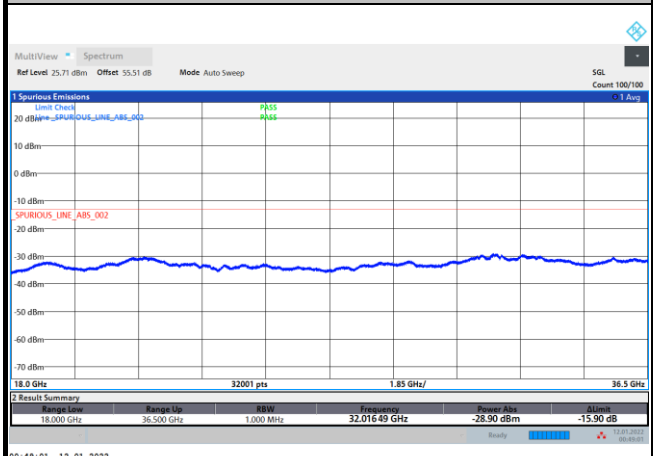

Highest Channel / 100MHz

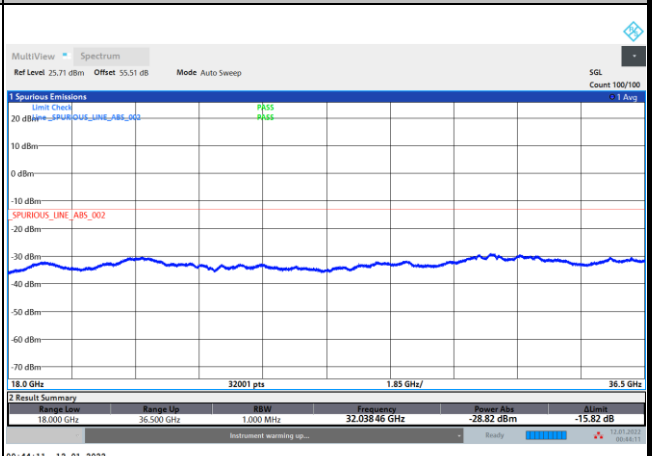

Remark: In band and out of band frequencies are omitted.

CP-OFDM Module 0

NR Band n260 QPSK (18-36.5GHz)	
Lowest Channel / 200MHz	
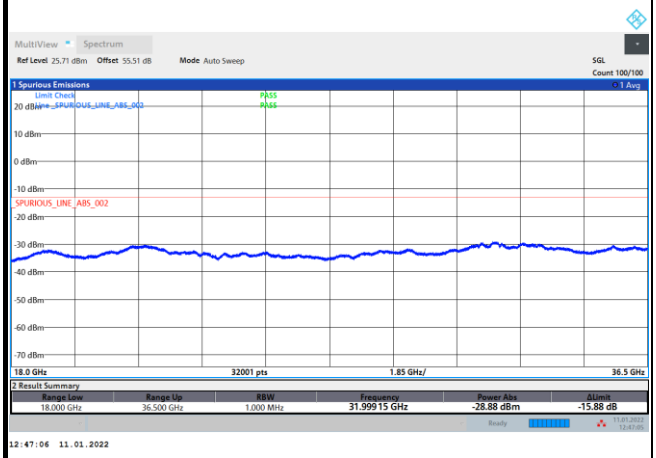	**intentionally blank**
Middle Channel / 200MHz	
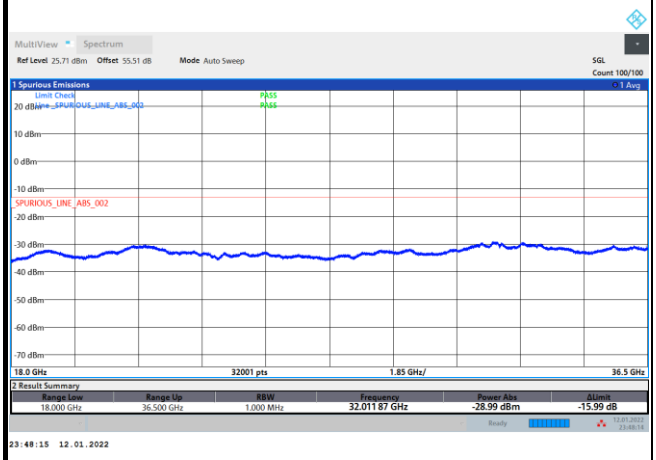	**intentionally blank**
Highest Channel / 200MHz	
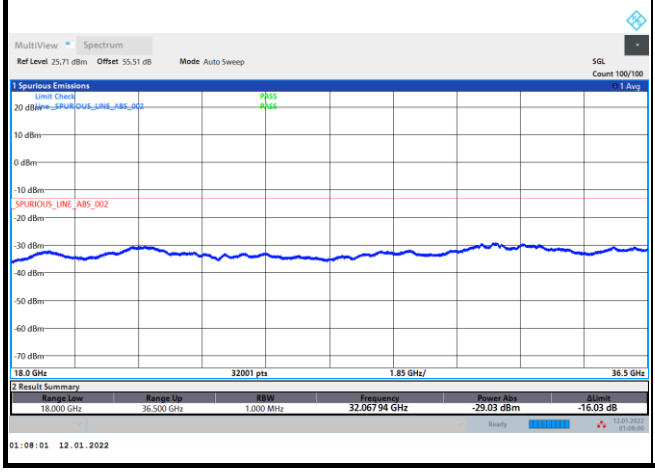	**intentionally blank**

Remark: In band and out of band frequencies are omitted.

Frequency Stability

Test Conditions		NR Band n260 / Middle Channel			Limit
		CW tone			Note 2.
Temperature (°C)	Voltage (Volt)	Frequency (GHz)	Deviation (kHz)	Deviation (ppm)	Result
50	Normal Voltage	38.49992258	78.140	2.030	PASS
40	Normal Voltage	38.49996093	39.790	1.034	
30	Normal Voltage	38.49999204	8.680	0.225	
20(Ref.)	Normal Voltage	38.50000072	0.000	0.000	
10	Normal Voltage	38.50006657	-65.850	1.710	
0	Normal Voltage	38.5002686	-267.880	6.958	
-10	Normal Voltage	38.5003091	-308.380	8.010	
-20	Normal Voltage	38.5003323	-331.580	8.612	
-30	Normal Voltage	38.5003184	-317.680	8.251	
20	Maximum Voltage	38.50001085	-10.130	0.263	
20	Normal Voltage	38.5	0.000	0.000	
20	Battery End Point	38.49998046	20.260	0.526	

Note:

1. Normal Voltage =3.87 V. ; Battery End Point (BEP) =3.5V. ; Maximum Voltage =4.45 V.
2. The frequency fundamental emissions stay within the operation band.

NR Band n260 Module 0

AG0+1

Occupied Bandwidth

Mode	DFT-s-OFDM Module 0 NR Band n260 : 99%OBW(MHz)											
BW	50MHz				100MHz				200MHz			
Mod.	BPSK	QPSK	16QAM	64QAM	BPSK	QPSK	16QAM	64QAM	BPSK	QPSK	16QAM	64QAM
Lowest CH	45.63	45.66	45.79	45.72	91.41	91.01	91.25	90.85	189.82	189.47	190.15	188.87
Middle CH	45.10	45.34	45.04	45.08	91.58	91.41	91.54	91.48	189.90	189.23	189.34	189.48
Highest CH	46.14	46.26	46.23	46.26	91.02	90.02	90.04	90.37	182.93	183.48	186.58	184.14

Mode	CP-OFDM Module 0 NR Band n260 : 99%OBW(MHz)								
BW	50MHz			100MHz			200MHz		
Mod.	QPSK	16QAM	64QAM	QPSK	16QAM	64QAM	QPSK	16QAM	64QAM
Lowest CH	45.71	45.53	45.55	90.94	91.19	90.84	189.16	189.84	189.64
Middle CH	45.05	45.03	45.11	91.67	91.47	91.51	190.56	189.85	190.62
Highest CH	46.59	46.25	46.28	93.26	93.07	93.22	183.90	185.07	185.20