#01_HAC_T-Coil_GSM850_EDGE 2 Tx slots_Ch189_Axial (Z)

Communication System: GSM850; Frequency: 836.4 MHz
Medium: Air Medium parameters used: $\sigma = 0$ S/m, $\varepsilon_r = 1$; $\rho = 0$ kg/m^3
Ambient Temperature：23.5 ℃

DASY5 Configuration
- Probe: AM1DV3 - 3130; ; Calibrated: 2022/8/26
- Sensor-Surface: 0mm (Fix Surface)
- Electronics: DAE4 Sn1696; Calibrated: 2022/11/9
- Phantom: HAC Test Arch with AMCC; Type: SD HAC P01 BA;
- Measurement SW: DASY52, Version 52.10 (4); SEMCAD X Version 14.6.14 (7483)

General Scans/z (axial) 4.2mm 50 x 50/ABM Interpolated SNR(x,y,z) (121x121x1): Interpolated grid: dx=1.000 mm, dy=1.000 mm
ABM1/ABM2 = 31.29 dB
ABM1 comp = 1.35 dBA/m
Location: 4.7, -10.3, 3.7 mm



0 dB = 36.67 = 31.29 dB

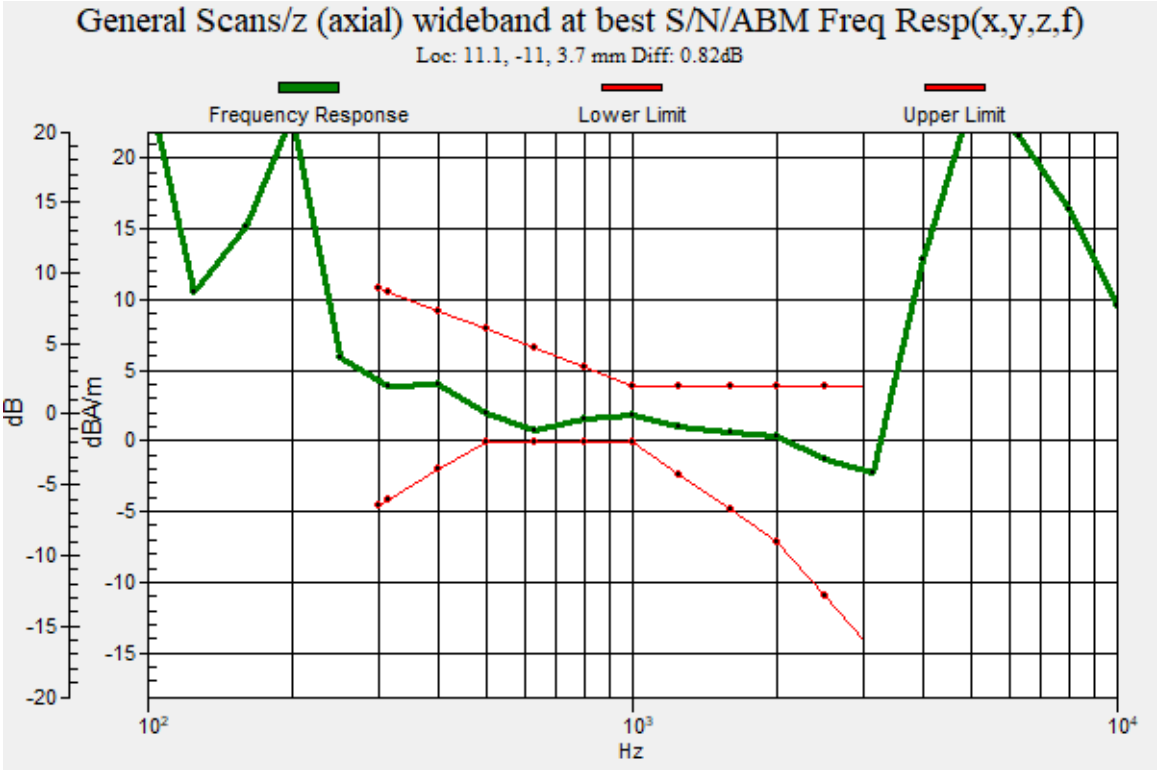
General Scans/z (axial) wideband at best S/N/ABM Freq Resp(x,y,z,f)
Loc: 11.1, -11, 3.7 mm Diff: 0.82dB
Frequency Response
Lower Limit
Upper Limit
dB
dBA/m
Hz

#01_HAC_T-Coil_GSM850_EDGE 2 Tx slots_Ch189_Transversal (Y)

Communication System: GSM850; Frequency: 836.4 MHz
Medium: Air Medium parameters used: $\sigma = 0$ S/m, $\varepsilon_r = 1$; $\rho = 0$ kg/m^3
Ambient Temperature：23.5 ℃

DASY5 Configuration
- Probe: AM1DV3 - 3130; ; Calibrated: 2022/8/26
- Sensor-Surface: 0mm (Fix Surface)
- Electronics: DAE4 Sn1696; Calibrated: 2022/11/9
- Phantom: HAC Test Arch with AMCC; Type: SD HAC P01 BA;
- Measurement SW: DASY52, Version 52.10 (4); SEMCAD X Version 14.6.14 (7483)

General Scans/y (transversal) 4.2mm 50 x 50/ABM Interpolated SNR(x,y,z) (121x121x1):

Interpolated grid: dx=1.000 mm, dy=1.000 mm
ABM1/ABM2 = 30.95 dB
ABM1 comp = -11.11 dBA/m
Location: -0.9, 1.6, 3.7 mm



0 dB = 35.28 = 30.95 dB

#02_HAC_T-Coil_GSM1900_EDGE 2 Tx slots_Ch661_Axial (Z)

Communication System: PCS; Frequency: 1880 MHz
Medium: Air Medium parameters used: $\sigma = 0$ S/m, $\varepsilon_r = 1$; $\rho = 0$ kg/m^3
Ambient Temperature：23.5 ℃

DASY5 Configuration
- Probe: AM1DV3 - 3130; ; Calibrated: 2022/8/26
- Sensor-Surface: 0mm (Fix Surface)
- Electronics: DAE4 Sn1696; Calibrated: 2022/11/9
- Phantom: HAC Test Arch with AMCC; Type: SD HAC P01 BA;
- Measurement SW: DASY52, Version 52.10 (4); SEMCAD X Version 14.6.14 (7483)

General Scans/z (axial) 4.2mm 50 x 50/ABM Interpolated SNR(x,y,z) (121x121x1): Interpolated grid: dx=1.000 mm, dy=1.000 mm
ABM1/ABM2 = 36.33 dB
ABM1 comp = 1.31 dBA/m
Location: 4, -10.3, 3.7 mm



0 dB = 65.54 = 36.33 dB

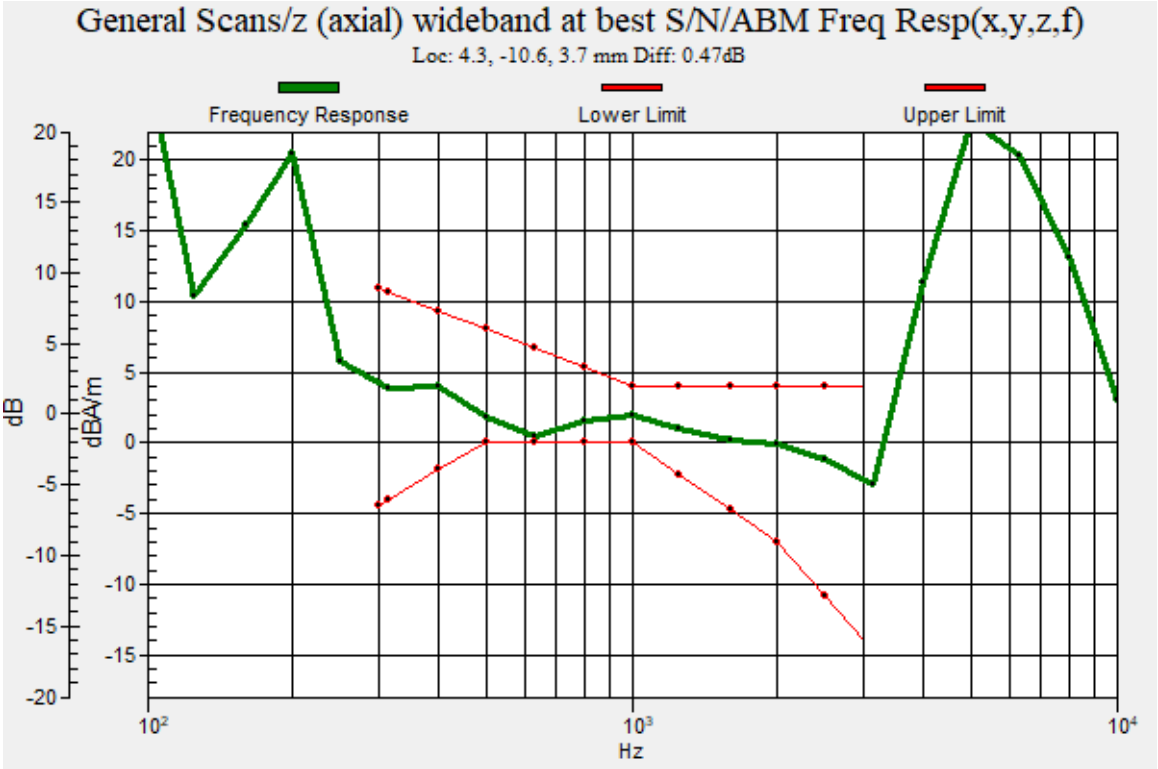
General Scans/z (axial) wideband at best S/N/ABM Freq Resp(x,y,z,f)
Loc: 4.3, -10.6, 3.7 mm Diff: 0.47dB
Frequency Response
Lower Limit
Upper Limit
dB
dBA/m
Hz

#02_HAC_T-Coil_GSM1900_EDGE 2 Tx slots_Ch661_Transversal (Y)

Communication System: PCS; Frequency: 1880 MHz
Medium: Air Medium parameters used: $\sigma = 0$ S/m, $\varepsilon_r = 1$; $\rho = 0$ kg/m^3
Ambient Temperature：23.5 ℃

DASY5 Configuration
- Probe: AM1DV3 - 3130; ; Calibrated: 2022/8/26
- Sensor-Surface: 0mm (Fix Surface)
- Electronics: DAE4 Sn1696; Calibrated: 2022/11/9
- Phantom: HAC Test Arch with AMCC; Type: SD HAC P01 BA;
- Measurement SW: DASY52, Version 52.10 (4); SEMCAD X Version 14.6.14 (7483)

General Scans/y (transversal) 4.2mm 50 x 50/ABM Interpolated SNR(x,y,z) (121x121x1):

Interpolated grid: dx=1.000 mm, dy=1.000 mm
ABM1/ABM2 = 34.42 dB
ABM1 comp = -9.13 dBA/m
Location: 3.3, 2.3, 3.7 mm

0 dB = 52.61 = 34.42 dB

#03_HAC_T-Coil_WCDMA II_HSPA_Ch9400_Axial (Z)

Communication System: WCDMA; Frequency: 1880 MHz
Medium: Air Medium parameters used: $\sigma = 0$ S/m, $\varepsilon_r = 1$; $\rho = 0$ kg/m^3
Ambient Temperature：23.5 ℃

DASY5 Configuration
- Probe: AM1DV3 - 3130; ; Calibrated: 2022/8/26
- Sensor-Surface: 0mm (Fix Surface)
- Electronics: DAE4 Sn1696; Calibrated: 2022/11/9
- Phantom: HAC Test Arch with AMCC; Type: SD HAC P01 BA;
- Measurement SW: DASY52, Version 52.10 (4); SEMCAD X Version 14.6.14 (7483)

General Scans/z (axial) 4.2mm 50 x 50/ABM Interpolated SNR(x,y,z) (121x121x1): Interpolated grid: dx=1.000 mm, dy=1.000 mm
ABM1/ABM2 = 43.68 dB
ABM1 comp = 1.84 dBA/m
Location: 3.3, -11, 3.7 mm



0 dB = 152.8 = 43.68 dB

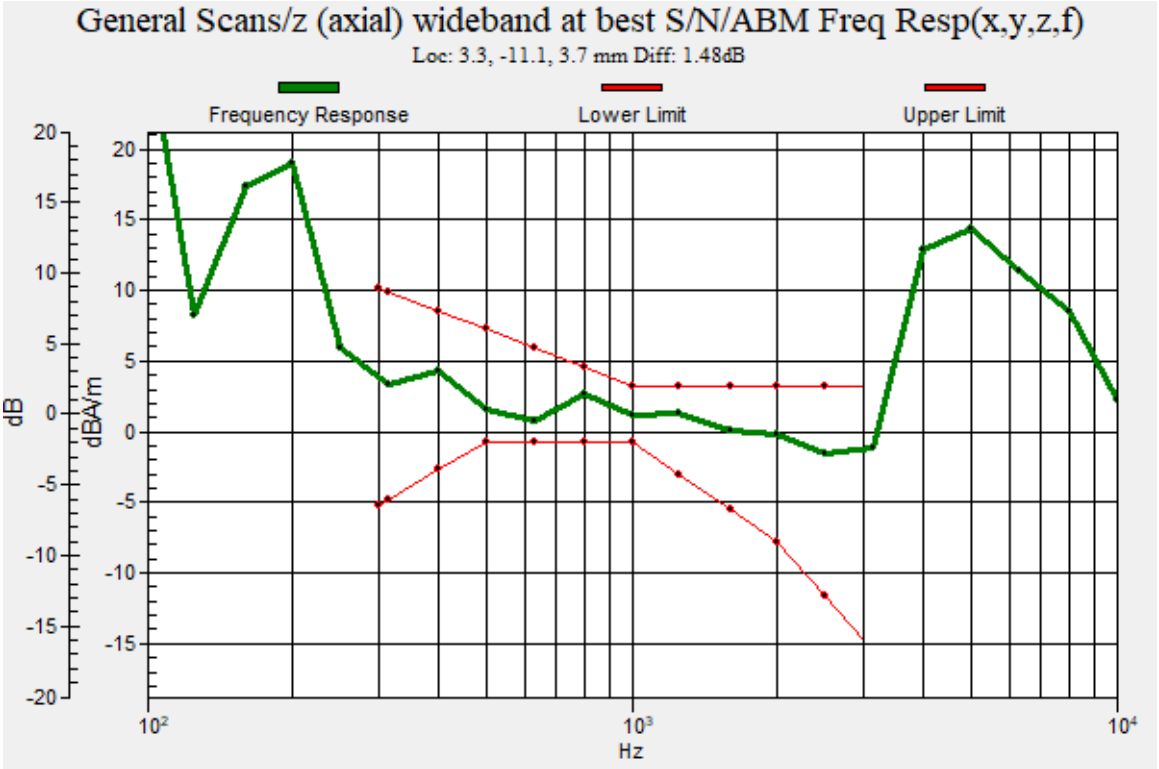
General Scans/z (axial) wideband at best S/N/ABM Freq Resp(x,y,z,f)
Loc: 3.3, -11.1, 3.7 mm Diff: 1.48dB
Frequency Response
Lower Limit
Upper Limit
dB
dBA/m
Hz

#03_HAC_T-Coil_WCDMA II_HSPA_Ch9400_Transversal (Y)

Communication System: WCDMA; Frequency: 1880 MHz
Medium: Air Medium parameters used: $\sigma = 0$ S/m, $\varepsilon_r = 1$; $\rho = 0$ kg/m^3
Ambient Temperature：23.5 ℃

DASY5 Configuration
- Probe: AM1DV3 - 3130; ; Calibrated: 2022/8/26
- Sensor-Surface: 0mm (Fix Surface)
- Electronics: DAE4 Sn1696; Calibrated: 2022/11/9
- Phantom: HAC Test Arch with AMCC; Type: SD HAC P01 BA;
- Measurement SW: DASY52, Version 52.10 (4); SEMCAD X Version 14.6.14 (7483)

General Scans/y (transversal) 4.2mm 50 x 50/ABM Interpolated SNR(x,y,z) (121x121x1):

Interpolated grid: dx=1.000 mm, dy=1.000 mm
ABM1/ABM2 = 35.24 dB
ABM1 comp = -6.97 dBA/m
Location: 3.3, 0.2, 3.7 mm

0 dB = 57.78 = 35.24 dB

#04_HAC_T-Coil_WCDMA IV_HSPA_Ch1413_Axial (Z)

Communication System: WCDMA; Frequency: 1732.6 MHz
Medium: Air Medium parameters used: $\sigma = 0$ S/m, $\varepsilon_r = 1$; $\rho = 0$ kg/m^3
Ambient Temperature：23.5 ℃

DASY5 Configuration
- Probe: AM1DV3 - 3130; ; Calibrated: 2022/8/26
- Sensor-Surface: 0mm (Fix Surface)
- Electronics: DAE4 Sn1696; Calibrated: 2022/11/9
- Phantom: HAC Test Arch with AMCC; Type: SD HAC P01 BA;
- Measurement SW: DASY52, Version 52.10 (4); SEMCAD X Version 14.6.14 (7483)

General Scans/z (axial) 4.2mm 50 x 50/ABM Interpolated SNR(x,y,z) (121x121x1): Interpolated grid: dx=1.000 mm, dy=1.000 mm
ABM1/ABM2 = 44.70 dB
ABM1 comp = 1.46 dBA/m
Location: 4, -11, 3.7 mm



0 dB = 171.8 = 44.70 dB

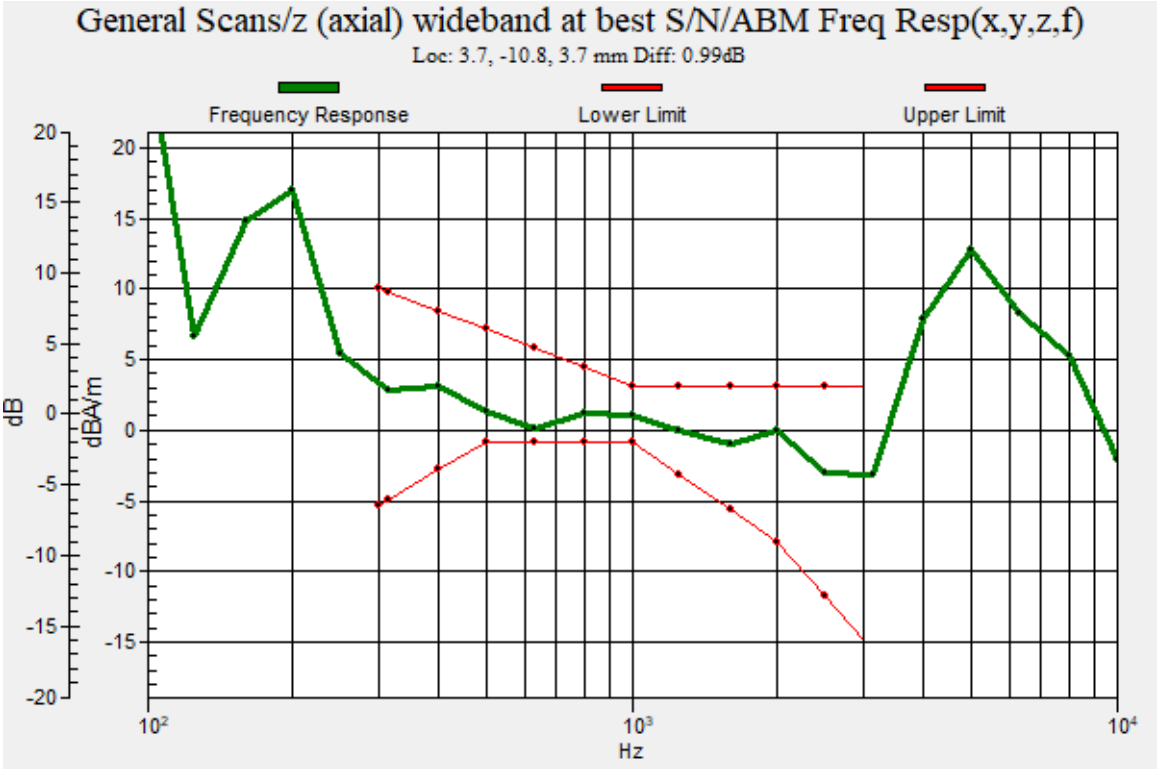
General Scans/z (axial) wideband at best S/N/ABM Freq Resp(x,y,z,f)
Loc: 3.7, -10.8, 3.7 mm Diff: 0.99dB
Frequency Response
Lower Limit
Upper Limit
dB
dBA/m
Hz

#04_HAC_T-Coil_WCDMA IV_HSPA_Ch1413_Transversal (Y)

Communication System: WCDMA; Frequency: 1732.6 MHz
Medium: Air Medium parameters used: $\sigma = 0$ S/m, $\varepsilon_r = 1$; $\rho = 0$ kg/m^3
Ambient Temperature：23.5 ℃

DASY5 Configuration
- Probe: AM1DV3 - 3130; ; Calibrated: 2022/8/26
- Sensor-Surface: 0mm (Fix Surface)
- Electronics: DAE4 Sn1696; Calibrated: 2022/11/9
- Phantom: HAC Test Arch with AMCC; Type: SD HAC P01 BA;
- Measurement SW: DASY52, Version 52.10 (4); SEMCAD X Version 14.6.14 (7483)

General Scans/y (transversal) 4.2mm 50 x 50/ABM Interpolated SNR(x,y,z) (121x121x1):

Interpolated grid: dx=1.000 mm, dy=1.000 mm
ABM1/ABM2 = 36.31 dB
ABM1 comp = -7.85 dBA/m
Location: 3.3, 2.3, 3.7 mm

0 dB = 65.38 = 36.31 dB

#05_HAC_T-Coil_WCDMA V_HSPA_Ch4182_Axial (Z)

Communication System: WCDMA; Frequency: 836.4 MHz
Medium: Air Medium parameters used: $\sigma = 0$ S/m, $\varepsilon_r = 1$; $\rho = 0$ kg/m^3
Ambient Temperature：23.5 ℃

DASY5 Configuration
- Probe: AM1DV3 - 3130; ; Calibrated: 2022/8/26
- Sensor-Surface: 0mm (Fix Surface)
- Electronics: DAE4 Sn1696; Calibrated: 2022/11/9
- Phantom: HAC Test Arch with AMCC; Type: SD HAC P01 BA;
- Measurement SW: DASY52, Version 52.10 (4); SEMCAD X Version 14.6.14 (7483)

General Scans/z (axial) 4.2mm 50 x 50/ABM Interpolated SNR(x,y,z) (121x121x1): Interpolated grid: dx=1.000 mm, dy=1.000 mm
ABM1/ABM2 = 44.72 dB
ABM1 comp = 1.47 dBA/m
Location: 4, -11, 3.7 mm

0 dB = 172.2 = 44.72 dB

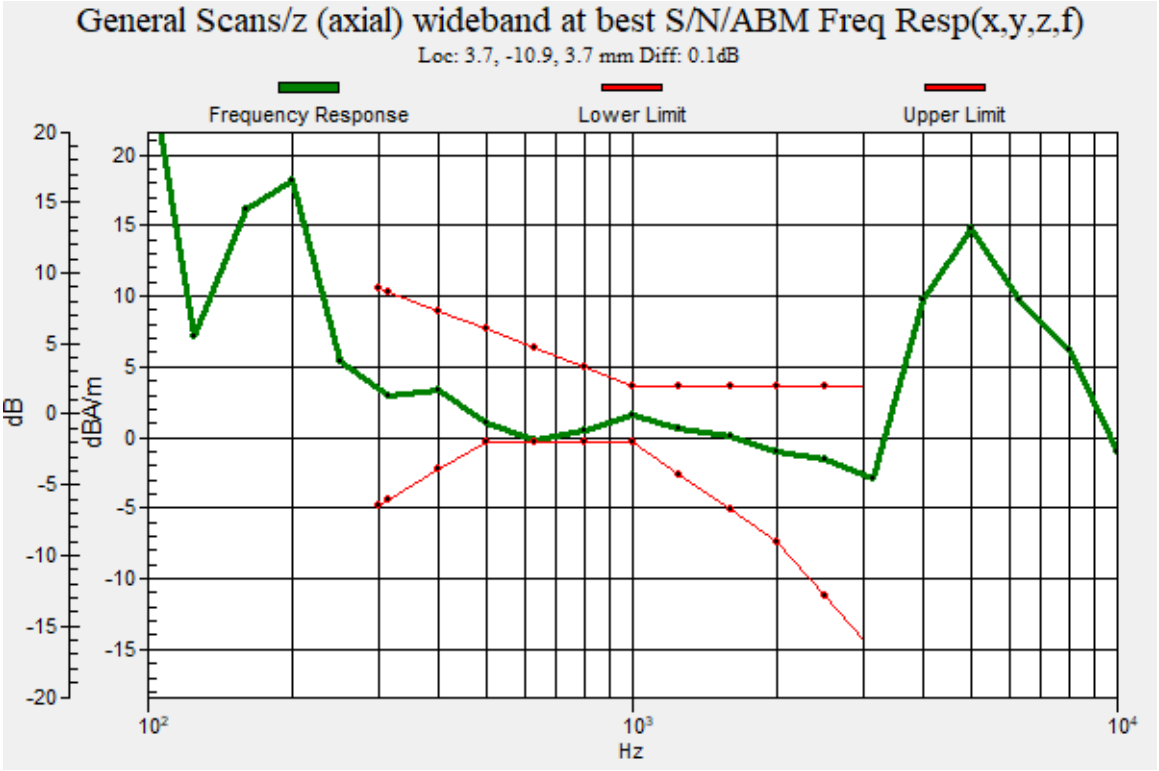
General Scans/z (axial) wideband at best S/N/ABM Freq Resp(x,y,z,f)
Loc: 3.7, -10.9, 3.7 mm Diff: 0.1dB
Frequency Response
Lower Limit
Upper Limit
dB
dBA/m
Hz

#05_HAC_T-Coil_WCDMA V_HSPA_Ch4182_Transversal (Y)

Communication System: WCDMA; Frequency: 836.4 MHz
Medium: Air Medium parameters used: $\sigma = 0$ S/m, $\varepsilon_r = 1$; $\rho = 0$ kg/m^3
Ambient Temperature：23.5 ℃

DASY5 Configuration
- Probe: AM1DV3 - 3130; ; Calibrated: 2022/8/26
- Sensor-Surface: 0mm (Fix Surface)
- Electronics: DAE4 Sn1696; Calibrated: 2022/11/9
- Phantom: HAC Test Arch with AMCC; Type: SD HAC P01 BA;
- Measurement SW: DASY52, Version 52.10 (4); SEMCAD X Version 14.6.14 (7483)

General Scans/y (transversal) 4.2mm 50 x 50/ABM Interpolated SNR(x,y,z) (121x121x1):

Interpolated grid: dx=1.000 mm, dy=1.000 mm
ABM1/ABM2 = 35.92 dB
ABM1 comp = -7.64 dBA/m
Location: 3.3, 0.9, 3.7 mm

0 dB = 62.54 = 35.92 dB

#06_HAC_T-Coil_LTE Band 7_20M_16QAM_1_0_Ch21100_Axial (Z)

Communication System: LTE; Frequency: 2535 MHz
Medium: Air Medium parameters used: $\sigma = 0$ S/m, $\varepsilon_r = 1$; $\rho = 0$ kg/m^3
Ambient Temperature：23.5 ℃
DASY5 Configuration
- Probe: AM1DV3 - 3130; ; Calibrated: 2022/8/26
- Sensor-Surface: 0mm (Fix Surface)
- Electronics: DAE4 Sn1696; Calibrated: 2022/11/9
- Phantom: HAC Test Arch with AMCC; Type: SD HAC P01 BA;
- Measurement SW: DASY52, Version 52.10 (4); SEMCAD X Version 14.6.14 (7483)

General Scans/z (axial) 4.2mm 50 x 50/ABM Interpolated SNR(x,y,z) (121x121x1): Interpolated grid: dx=1.000 mm, dy=1.000 mm
ABM1/ABM2 = 40.40 dB
ABM1 comp = 1.17 dBA/m
Location: 4, -11, 3.7 mm

0 dB = 104.8 = 40.41 dB

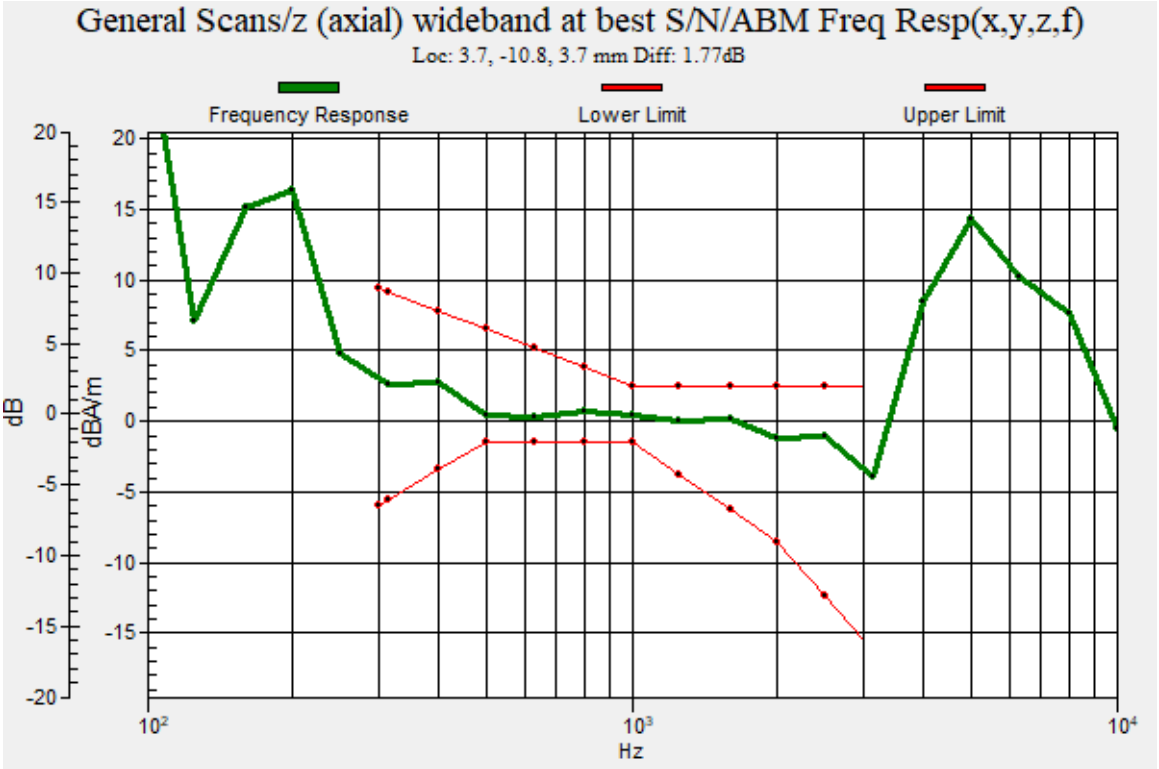
General Scans/z (axial) wideband at best S/N/ABM Freq Resp(x,y,z,f)
Loc: 3.7, -10.8, 3.7 mm Diff: 1.77dB
Frequency Response
Lower Limit
Upper Limit
dB
dBA/m
Hz

#06_HAC_T-Coil_LTE Band 7_20M_16QAM_1_0_Ch21100_Transversal (Y)

Communication System: LTE; Frequency: 2535 MHz
Medium: Air Medium parameters used: $\sigma = 0$ S/m, $\varepsilon_r = 1$; $\rho = 0$ kg/m^3
Ambient Temperature：23.5 ℃
DASY5 Configuration
- Probe: AM1DV3 - 3130; ; Calibrated: 2022/8/26
- Sensor-Surface: 0mm (Fix Surface)
- Electronics: DAE4 Sn1696; Calibrated: 2022/11/9
- Phantom: HAC Test Arch with AMCC; Type: SD HAC P01 BA;
- Measurement SW: DASY52, Version 52.10 (4); SEMCAD X Version 14.6.14 (7483)

General Scans/y (transversal) 4.2mm 50 x 50/ABM Interpolated SNR(x,y,z) (121x121x1):

Interpolated grid: dx=1.000 mm, dy=1.000 mm
ABM1/ABM2 = 34.85 dB
ABM1 comp = -7.69 dBA/m
Location: 3.3, 0.9, 3.7 mm



0 dB = 55.24 = 34.85 dB

#07_HAC_T-Coil_LTE Band 48_20M_16QAM_1_0_Ch55830_Axial (Z)

Communication System: LTE TDD; Frequency: 3609 MHz
Medium: Air Medium parameters used: $\sigma = 0$ S/m, $\varepsilon_r = 1$; $\rho = 0$ kg/m^3
Ambient Temperature：23.5 ℃
DASY5 Configuration
- Probe: AM1DV3 - 3130; ; Calibrated: 2022/8/26
- Sensor-Surface: 0mm (Fix Surface)
- Electronics: DAE4 Sn1696; Calibrated: 2022/11/9
- Phantom: HAC Test Arch with AMCC; Type: SD HAC P01 BA;
- Measurement SW: DASY52, Version 52.10 (4); SEMCAD X Version 14.6.14 (7483)

General Scans/z (axial) 4.2mm 50 x 50/ABM Interpolated SNR(x,y,z) (121x121x1): Interpolated grid: dx=1.000 mm, dy=1.000 mm
ABM1/ABM2 = 27.39 dB
ABM1 comp = 2.76 dBA/m
Location: 3.3, -10.3, 3.7 mm

0 dB = 23.40 = 27.38 dB

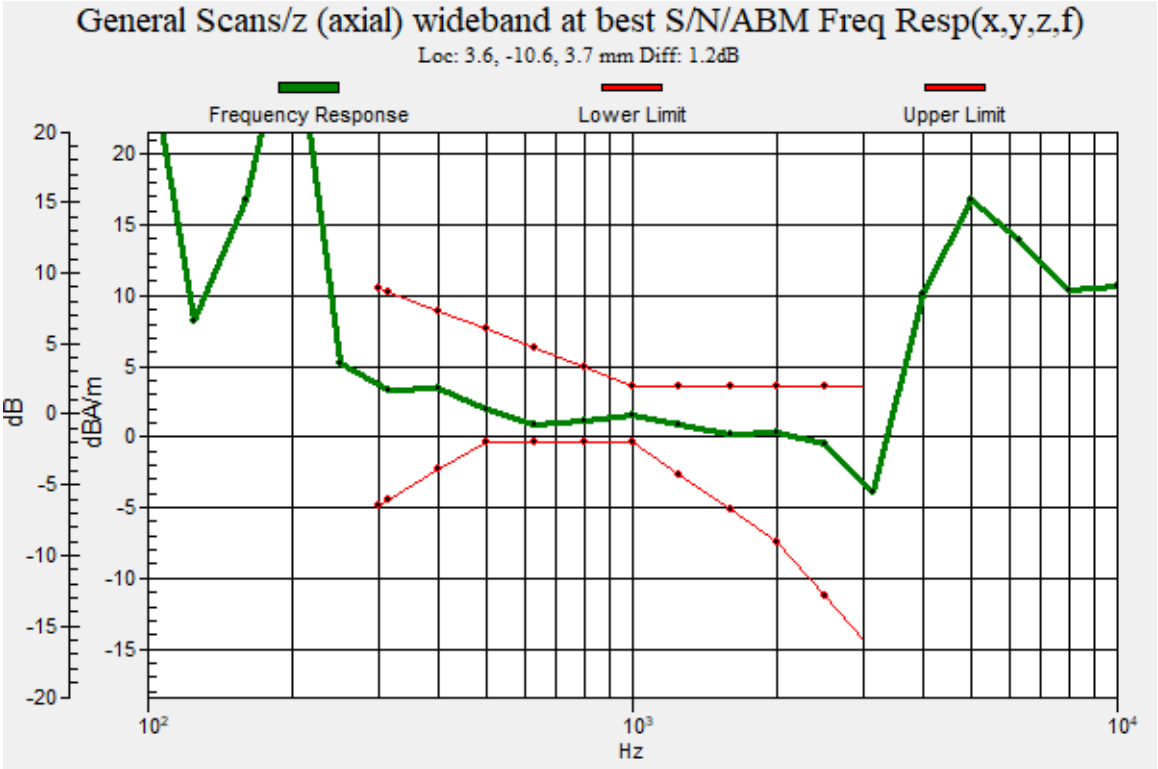
General Scans/z (axial) wideband at best S/N/ABM Freq Resp(x,y,z,f)
Loc: 3.6, -10.6, 3.7 mm Diff: 1.2dB
Frequency Response
Lower Limit
Upper Limit
dB
dBA/m
Hz

#07_HAC_T-Coil_LTE Band 48_20M_16QAM_1_0_Ch55830_Transversal (Y)

Communication System: LTE TDD; Frequency: 3609 MHz
Medium: Air Medium parameters used: $\sigma = 0$ S/m, $\varepsilon_r = 1$; $\rho = 0$ kg/m^3
Ambient Temperature：23.5 ℃
DASY5 Configuration
- Probe: AM1DV3 - 3130; ; Calibrated: 2022/8/26
- Sensor-Surface: 0mm (Fix Surface)
- Electronics: DAE4 Sn1696; Calibrated: 2022/11/9
- Phantom: HAC Test Arch with AMCC; Type: SD HAC P01 BA;
- Measurement SW: DASY52, Version 52.10 (4); SEMCAD X Version 14.6.14 (7483)

General Scans/y (transversal) 4.2mm 50 x 50/ABM Interpolated SNR(x,y,z) (121x121x1):

Interpolated grid: dx=1.000 mm, dy=1.000 mm
Cursor:
ABM1/ABM2 = 29.64 dB
ABM1 comp = -8.77 dBA/m
Location: 0.5, -1.9, 3.7 mm

0 dB = 30.35 = 29.64 dB

#08_HAC_T-Coil_WLAN2.4GHz_802.11b 1Mbps_Ch6_Axial (Z)

Communication System: 802.11b; Frequency: 2437 MHz
Medium: Air Medium parameters used: $\sigma = 0$ S/m, $\varepsilon_r = 1$; $\rho = 0$ kg/m^3
Ambient Temperature：23.5 ℃
DASY5 Configuration
- Probe: AM1DV3 - 3130; ; Calibrated: 2022/8/26
- Sensor-Surface: 0mm (Fix Surface)
- Electronics: DAE4 Sn1696; Calibrated: 2022/11/9
- Phantom: HAC Test Arch with AMCC; Type: SD HAC P01 BA;
- Measurement SW: DASY52, Version 52.10 (4); SEMCAD X Version 14.6.14 (7483)

General Scans/z (axial) 4.2mm 50 x 50/ABM Interpolated SNR(x,y,z) (121x121x1): Interpolated grid: dx=1.000 mm, dy=1.000 mm
ABM1/ABM2 = 41.76 dB
ABM1 comp = 1.61 dBA/m
Location: 2.6, -11.7, 3.7 mm



0 dB = 122.5 = 41.76 dB

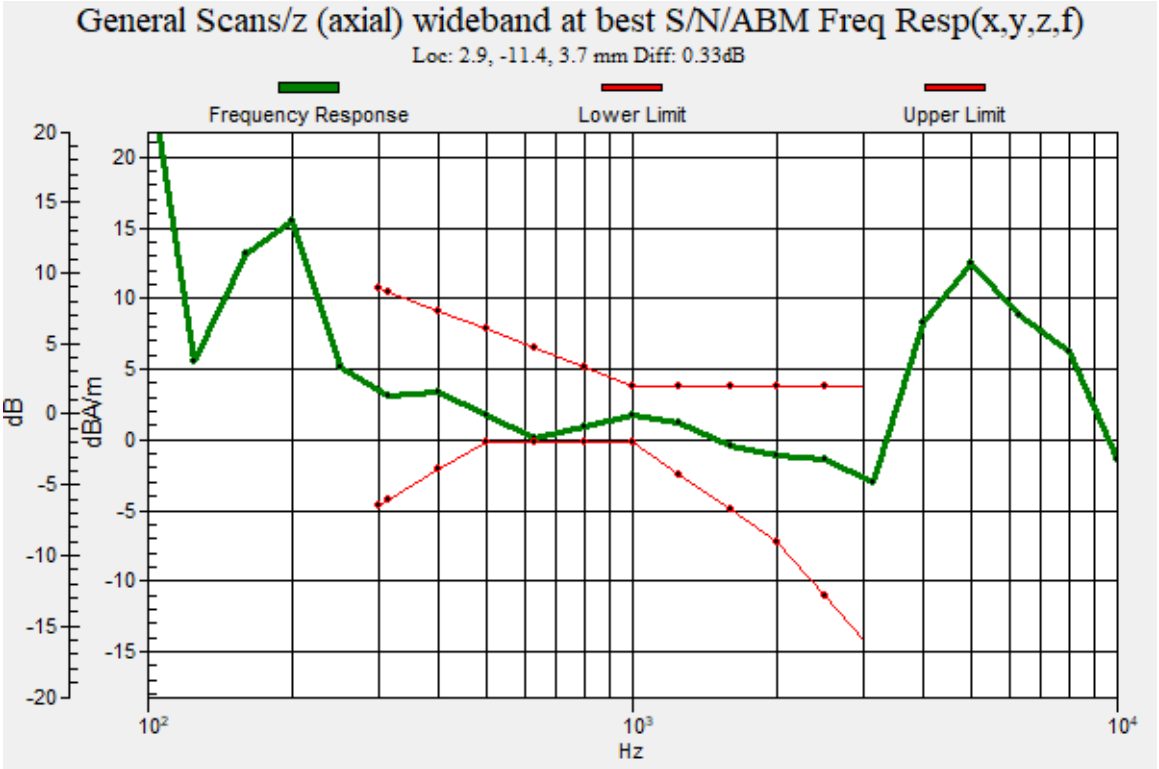
General Scans/z (axial) wideband at best S/N/ABM Freq Resp(x,y,z,f)
Loc: 2.9, -11.4, 3.7 mm Diff: 0.33dB
Frequency Response
Lower Limit
Upper Limit
dB
dBA/m
Hz

#08_HAC_T-Coil_WLAN2.4GHz_802.11b 1Mbps_Ch6_Transversal (Y)

Communication System: 802.11b; Frequency: 2437 MHz
Medium: Air Medium parameters used: $\sigma = 0$ S/m, $\varepsilon_r = 1$; $\rho = 0$ kg/m^3
Ambient Temperature：23.5 ℃
DASY5 Configuration
- Probe: AM1DV3 - 3130; ; Calibrated: 2022/8/26
- Sensor-Surface: 0mm (Fix Surface)
- Electronics: DAE4 Sn1696; Calibrated: 2022/11/9
- Phantom: HAC Test Arch with AMCC; Type: SD HAC P01 BA;
- Measurement SW: DASY52, Version 52.10 (4); SEMCAD X Version 14.6.14 (7483)

General Scans/y (transversal) 4.2mm 50 x 50/ABM Interpolated SNR(x,y,z) (121x121x1):

Interpolated grid: dx=1.000 mm, dy=1.000 mm
ABM1/ABM2 = 28.32 dB
ABM1 comp = -10.01 dBA/m
Location: -0.2, 3, 3.7 mm



0 dB = 26.07 = 28.32 dB

#09_HAC_T-Coil_WLAN5GHz_802.11a 6Mbps_Ch157_Axial (Z)

Communication System: 802.11a; Frequency: 5785 MHz
Medium: Air Medium parameters used: $\sigma = 0$ S/m, $\varepsilon_r = 1$; $\rho = 0$ kg/m^3
Ambient Temperature：23.5 ℃
DASY5 Configuration
- Probe: AM1DV3 - 3130; ; Calibrated: 2022/8/26
- Sensor-Surface: 0mm (Fix Surface)
- Electronics: DAE4 Sn1696; Calibrated: 2022/11/9
- Phantom: HAC Test Arch with AMCC; Type: SD HAC P01 BA;
- Measurement SW: DASY52, Version 52.10 (4); SEMCAD X Version 14.6.14 (7483)

General Scans/z (axial) 4.2mm 50 x 50/ABM Interpolated SNR(x,y,z) (121x121x1): Interpolated grid: dx=1.000 mm, dy=1.000 mm
ABM1/ABM2 = 44.06 dB
ABM1 comp = 2.24 dBA/m
Location: 3.3, -11, 3.7 mm

0 dB = 159.6 = 44.06 dB

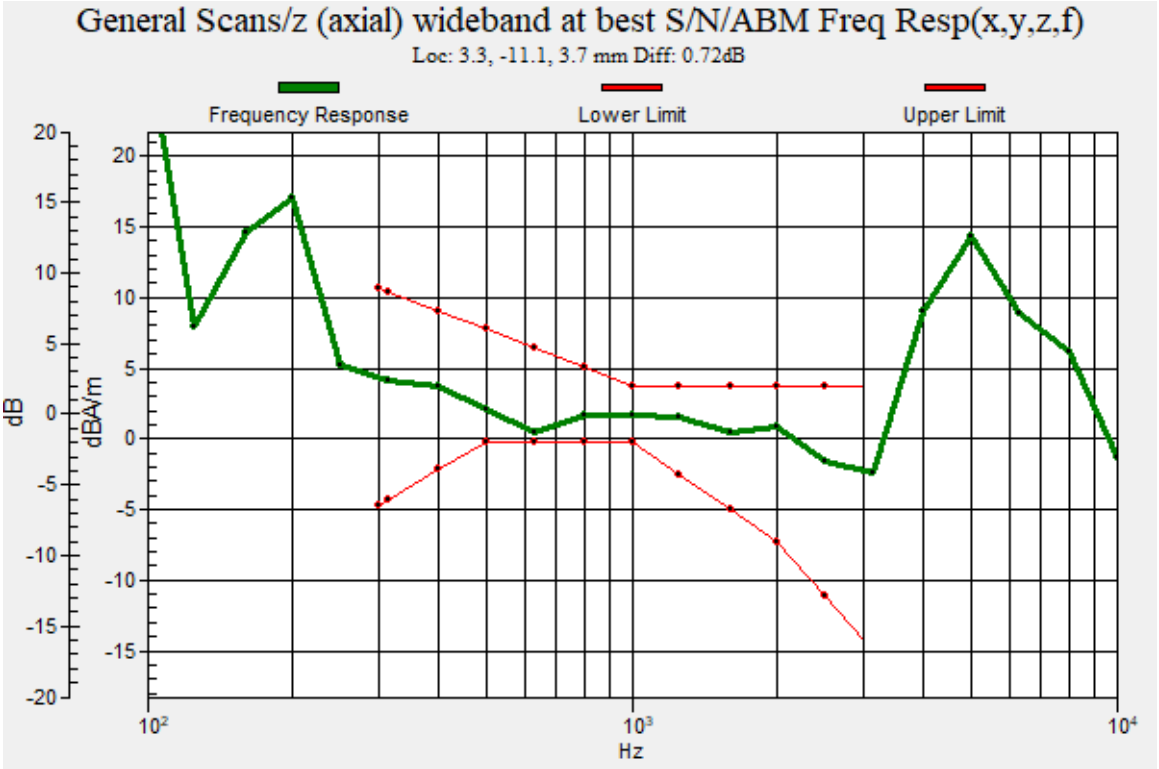
General Scans/z (axial) wideband at best S/N/ABM Freq Resp(x,y,z,f)
Loc: 3.3, -11.1, 3.7 mm Diff: 0.72dB
Frequency Response
Lower Limit
Upper Limit
dB
dBA/m
Hz

#09_HAC_T-Coil_WLAN5GHz_802.11a 6Mbps_Ch157_Transversal (Y)

Communication System: 802.11a; Frequency: 5785 MHz
Medium: Air Medium parameters used: $\sigma = 0$ S/m, $\varepsilon_r = 1$; $\rho = 0$ kg/m^3
Ambient Temperature：23.5 ℃
DASY5 Configuration
- Probe: AM1DV3 - 3130; ; Calibrated: 2022/8/26
- Sensor-Surface: 0mm (Fix Surface)
- Electronics: DAE4 Sn1696; Calibrated: 2022/11/9
- Phantom: HAC Test Arch with AMCC; Type: SD HAC P01 BA;
- Measurement SW: DASY52, Version 52.10 (4); SEMCAD X Version 14.6.14 (7483)

General Scans/y (transversal) 4.2mm 50 x 50/ABM Interpolated SNR(x,y,z) (121x121x1):

Interpolated grid: dx=1.000 mm, dy=1.000 mm
ABM1/ABM2 = 31.14 dB
ABM1 comp = -6.36 dBA/m
Location: 1.9, -19.4, 3.7 mm



0 dB = 36.08 = 31.15 dB

#10_HAC_T-Coil_LTE Band 14_10M_16QAM_1_0_Ch23330_Axial (Z)

Communication System: LTE; Frequency: 793 MHz
Medium: Air Medium parameters used: $\sigma = 0$ S/m, $\varepsilon_r = 1$; $\rho = 0$ kg/m^3
Ambient Temperature：23.5 ℃
DASY5 Configuration
- Probe: AM1DV3 - 3130; ; Calibrated: 2022/8/26
- Sensor-Surface: 0mm (Fix Surface)
- Electronics: DAE4 Sn1696; Calibrated: 2022/11/9
- Phantom: HAC Test Arch with AMCC; Type: SD HAC P01 BA;
- Measurement SW: DASY52, Version 52.10 (4); SEMCAD X Version 14.6.14 (7483)

General Scans/z (axial) 4.2mm 50 x 50/ABM Interpolated SNR(x,y,z) (121x121x1): Interpolated grid: dx=1.000 mm, dy=1.000 mm
ABM1/ABM2 = 42.70 dB
ABM1 comp = 0.96 dBA/m
Location: 4, -11, 3.7 mm

0 dB = 136.5 = 42.70 dB

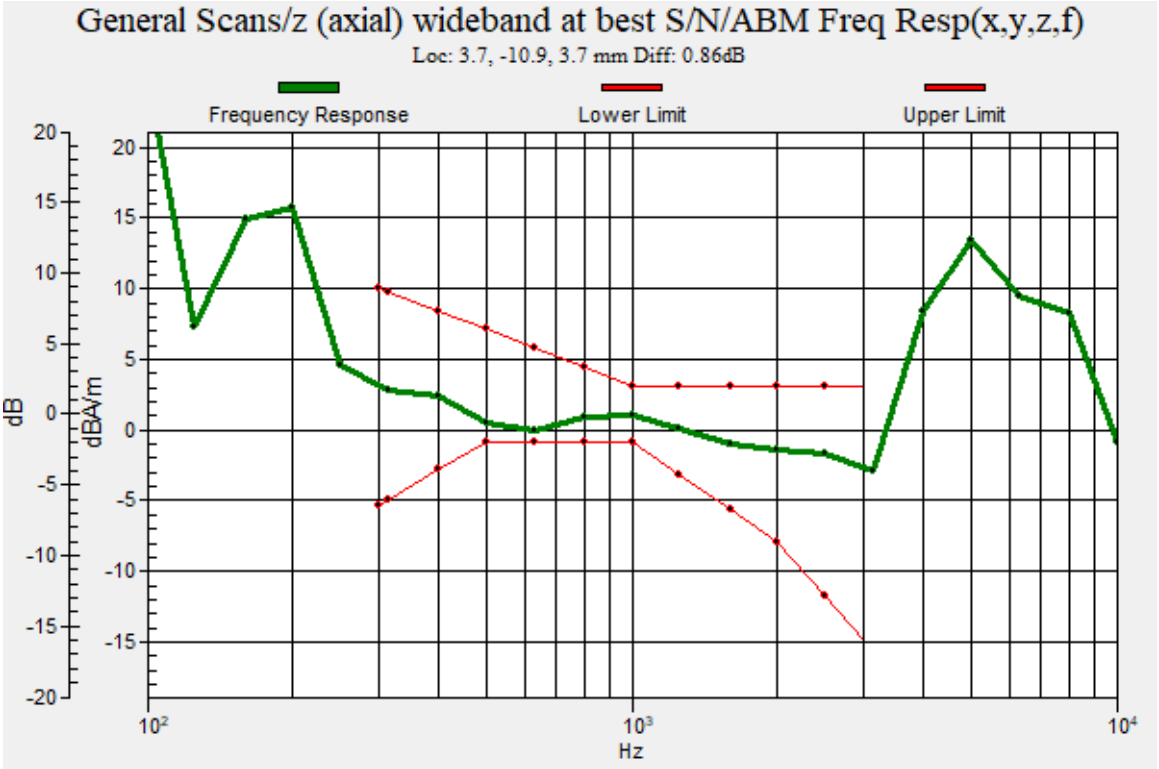
General Scans/z (axial) wideband at best S/N/ABM Freq Resp(x,y,z,f)
Loc: 3.7, -10.9, 3.7 mm Diff: 0.86dB
Frequency Response
Lower Limit
Upper Limit
dB
dBA/m
Hz

#10_HAC_T-Coil_LTE Band 14_10M_16QAM_1_0_Ch23330_Transversal (Y)

Communication System: LTE; Frequency: 793 MHz
Medium: Air Medium parameters used: $\sigma = 0$ S/m, $\varepsilon_r = 1$; $\rho = 0$ kg/m^3
Ambient Temperature：23.5 ℃
DASY5 Configuration
- Probe: AM1DV3 - 3130; ; Calibrated: 2022/8/26
- Sensor-Surface: 0mm (Fix Surface)
- Electronics: DAE4 Sn1696; Calibrated: 2022/11/9
- Phantom: HAC Test Arch with AMCC; Type: SD HAC P01 BA;
- Measurement SW: DASY52, Version 52.10 (4); SEMCAD X Version 14.6.14 (7483)

General Scans/y (transversal) 4.2mm 50 x 50/ABM Interpolated SNR(x,y,z) (121x121x1):

Interpolated grid: dx=1.000 mm, dy=1.000 mm
ABM1/ABM2 = 35.45 dB
ABM1 comp = -8.39 dBA/m
Location: 2.6, 1.6, 3.7 mm



0 dB = 59.22 = 35.45 dB