Test Laboratory: Sporton International Inc. SAR/HAC Testing Lab Date: 2022/12/13

**1_HAC T-Coil GSM850_Voice_Ch189(Z)**

Communication System: UID 0, GSM850 (0); Frequency: 836.4 MHz;Duty Cycle: 1:8.3
Medium: Air Medium parameters used: $\sigma = 0$ S/m, $\varepsilon_r = 1$; $\rho = 0$ kg/m$^3$
Ambient Temperature：23.3 °C;

DASY5 Configuration:
- Probe: AM1DV3 - 3093; Calibrated: 2022/1/26
- Sensor-Surface: 0mm (Fix Surface)
- Electronics: DAE4 Sn1650; Calibrated: 2022/8/5
- Phantom: HAC Test Arch with AMCC; Type: SD HAC P01 BA
- Measurement SW: DASY52, Version 52.10 (4); SEMCAD X Version 14.6.14 (7501)

**Ch189/z (axial) 4.2mm 50 x 50/ABM SNR(x,y,z) (13x13x1):** Measurement grid: dx=10mm, dy=10mm
ABM1/ABM2 = 29.76 dB
ABM1 comp = 5.49 dBA/m
Location: 8.3, -12.5, 3.7 mm




0 dB = 30.77 = 29.76 dB

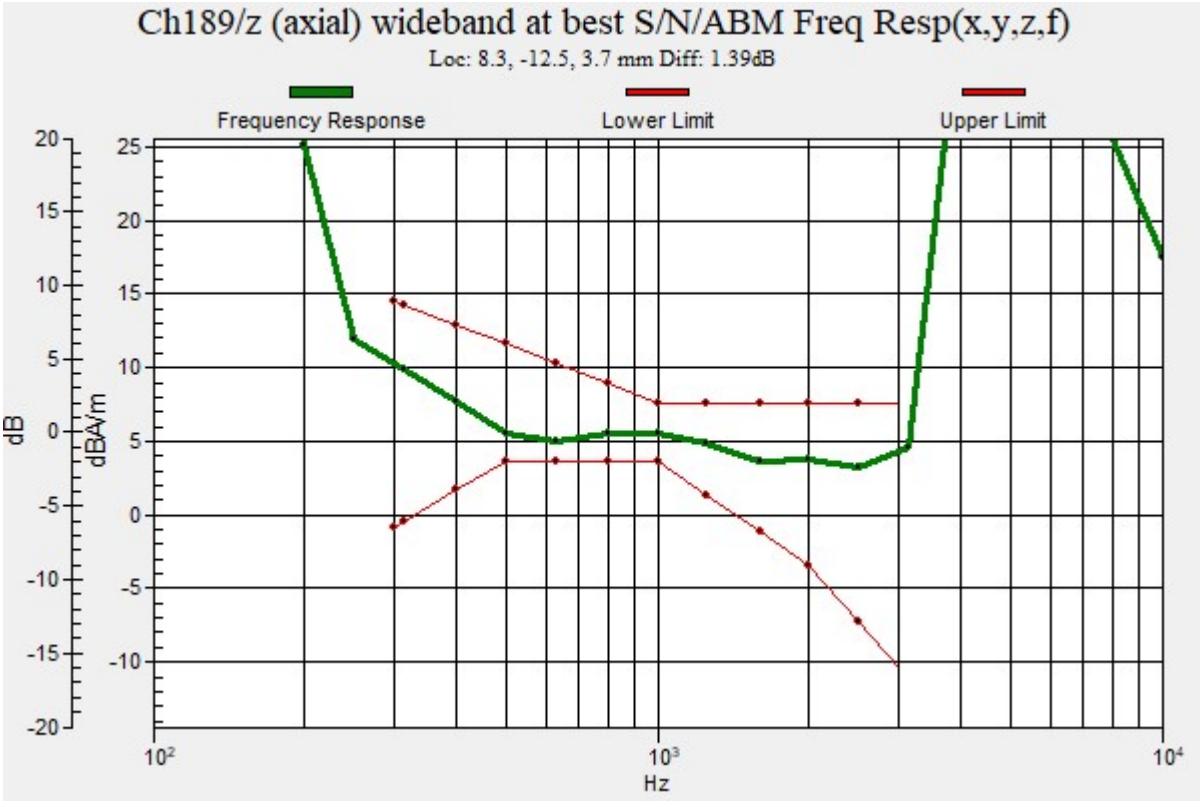
Ch189/z (axial) wideband at best S/N/ABM Freq Resp(x,y,z,f)
Loc: 8.3, -12.5, 3.7 mm Diff: 1.39dB
Frequency Response
Lower Limit
Upper Limit
dB
dBA/m
Hz

**1_HAC T-Coil GSM850_Voice_Ch189(Y)**

Communication System: UID 0, GSM850 (0); Frequency: 836.4 MHz;Duty Cycle: 1:8.3
Medium: Air Medium parameters used: $\sigma = 0$ S/m, $\varepsilon_r = 1$; $\rho = 0$ kg/m$^3$
Ambient Temperature：23.3 °C;

DASY5 Configuration:
- Probe: AM1DV3 - 3093; Calibrated: 2022/1/26
- Sensor-Surface: 0mm (Fix Surface)
- Electronics: DAE4 Sn1650; Calibrated: 2022/8/5
- Phantom: HAC Test Arch with AMCC; Type: SD HAC P01 BA
- Measurement SW: DASY52, Version 52.10 (4); SEMCAD X Version 14.6.14 (7501)

**Ch189/y (transversal) 4.2mm 50 x 50/ABM SNR(x,y,z) (13x13x1):** Measurement grid: dx=10mm, dy=10mm
ABM1/ABM2 = 37.33 dB
ABM1 comp = -7.04 dBA/m
Location: 0, 0, 3.7 mm

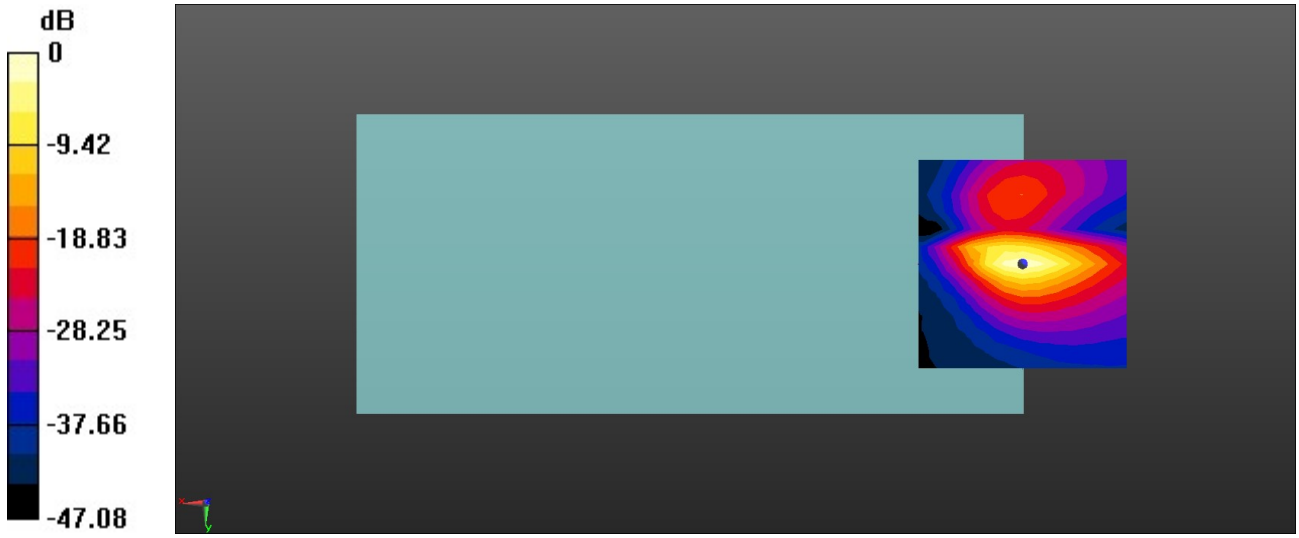


0 dB = 73.52 = 37.33 dB

**2_HAC T-Coil GSM1900_Voice_Ch661(Z)**

Communication System: UID 0, PCS (0); Frequency: 1880 MHz;Duty Cycle: 1:8.3
Medium: Air Medium parameters used: $\sigma = 0$ S/m, $\varepsilon_r = 1$; $\rho = 0$ kg/m$^3$
Ambient Temperature：23.3 °C;

DASY5 Configuration:
- Probe: AM1DV3 - 3093; Calibrated: 2022/1/26
- Sensor-Surface: 0mm (Fix Surface)
- Electronics: DAE4 Sn1650; Calibrated: 2022/8/5
- Phantom: HAC Test Arch with AMCC; Type: SD HAC P01 BA
- Measurement SW: DASY52, Version 52.10 (4); SEMCAD X Version 14.6.14 (7501)

**Ch661/z (axial) 4.2mm 50 x 50/ABM SNR(x,y,z) (13x13x1):** Measurement grid: dx=10mm, dy=10mm
ABM1/ABM2 = 32.78 dB
ABM1 comp = 3.53 dBA/m
Location: 4.2, -8.3, 3.7 mm




0 dB = 43.53 = 32.78 dB

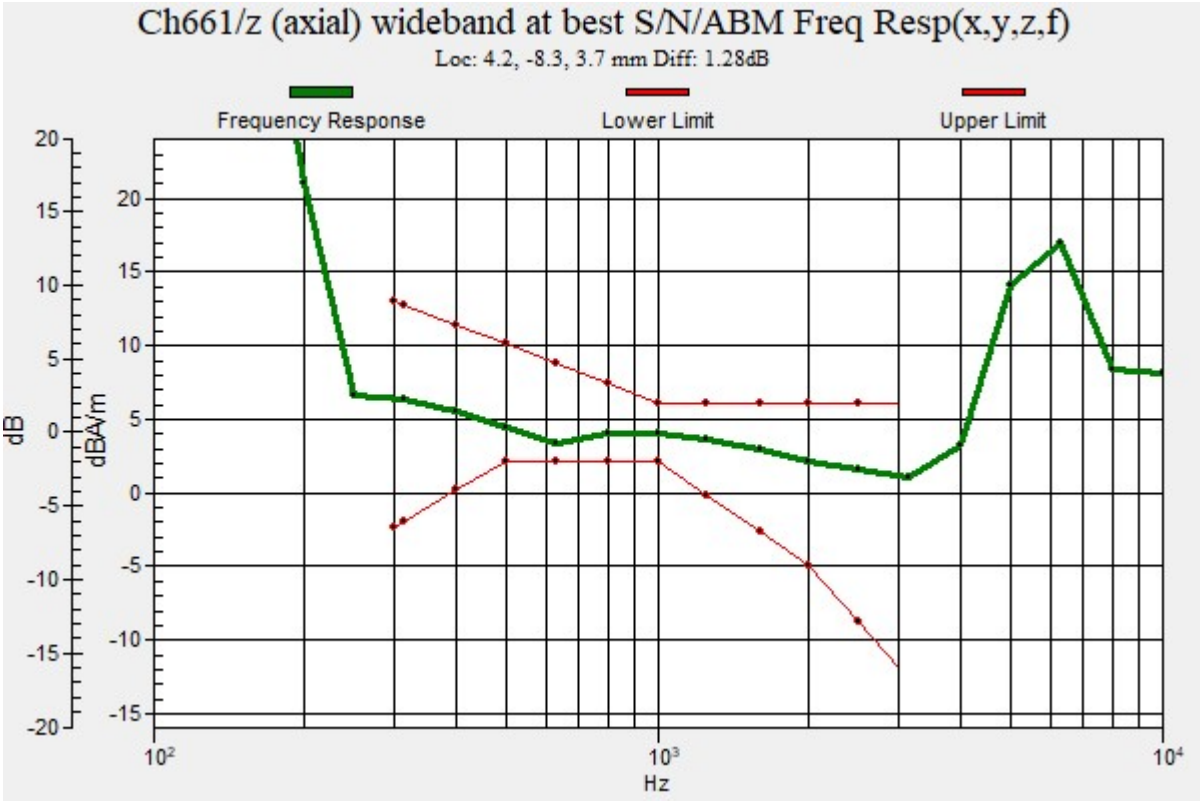
Ch661/z (axial) wideband at best S/N/ABM Freq Resp(x,y,z,f)
Loc: 4.2, -8.3, 3.7 mm Diff: 1.28dB
Frequency Response
Lower Limit
Upper Limit
dB
dBA/m
Hz

**2_HAC T-Coil GSM1900_Voice_Ch661(Y)**

Communication System: UID 0, PCS (0); Frequency: 1880 MHz;Duty Cycle: 1:8.3
Medium: Air Medium parameters used: $\sigma = 0$ S/m, $\varepsilon_r = 1$; $\rho = 0$ kg/m$^3$
Ambient Temperature：23.3 °C;

DASY5 Configuration:
- Probe: AM1DV3 - 3093; Calibrated: 2022/1/26
- Sensor-Surface: 0mm (Fix Surface)
- Electronics: DAE4 Sn1650; Calibrated: 2022/8/5
- Phantom: HAC Test Arch with AMCC; Type: SD HAC P01 BA
- Measurement SW: DASY52, Version 52.10 (4); SEMCAD X Version 14.6.14 (7501)

**Ch661/y (transversal) 4.2mm 50 x 50/ABM SNR(x,y,z) (13x13x1):** Measurement grid: dx=10mm, dy=10mm
ABM1/ABM2 = 37.90 dB
ABM1 comp = -4.64 dBA/m
Location: 4.2, 0, 3.7 mm

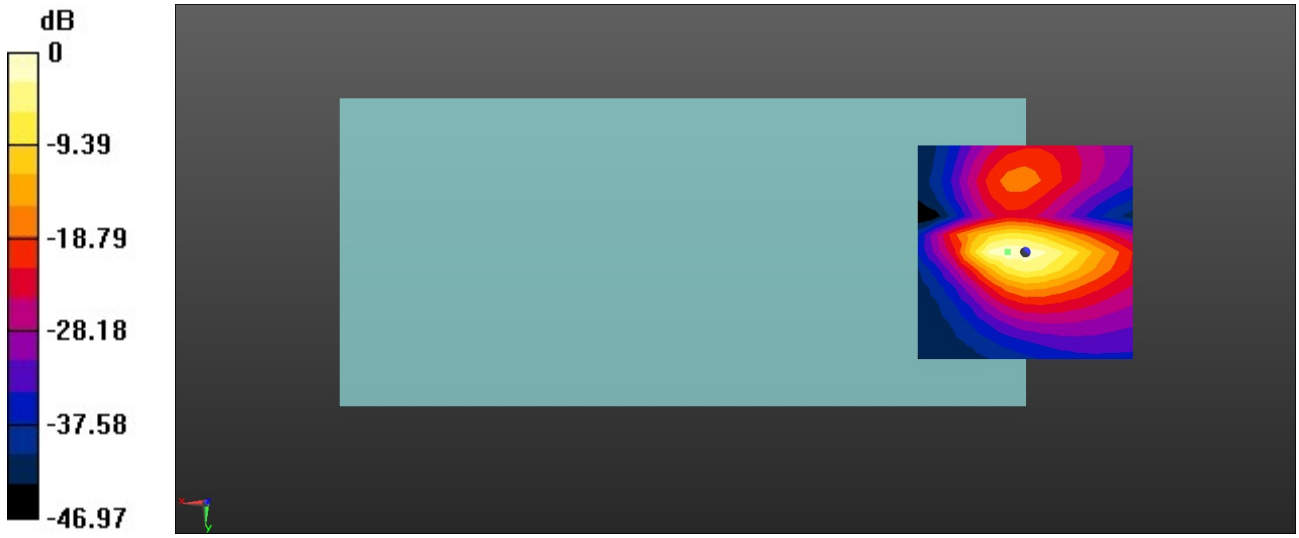


0 dB = 78.50 = 37.90 dB

**3_HAC T-Coil WCDMA II_Voice_Ch9400(Z)**

Communication System: UID 0, WCDMA (0); Frequency: 1880 MHz;Duty Cycle: 1:1
Medium: Air Medium parameters used: $\sigma = 0$ S/m, $\varepsilon_r = 1$; $\rho = 0$ kg/m$^3$
Ambient Temperature：23.3 °C;

DASY5 Configuration:
- Probe: AM1DV3 - 3093; Calibrated: 2022/1/26
- Sensor-Surface: 0mm (Fix Surface)
- Electronics: DAE4 Sn1650; Calibrated: 2022/8/5
- Phantom: HAC Test Arch with AMCC; Type: SD HAC P01 BA
- Measurement SW: DASY52, Version 52.10 (4); SEMCAD X Version 14.6.14 (7501)

**Ch9400/z (axial) 4.2mm 50 x 50/ABM SNR(x,y,z) (13x13x1):** Measurement grid: dx=10mm, dy=10mm
ABM1/ABM2 = 46.14 dB
ABM1 comp = 5.12 dBA/m
Location: 4.2, -12.5, 3.7 mm




0 dB = 202.8 = 46.14 dB

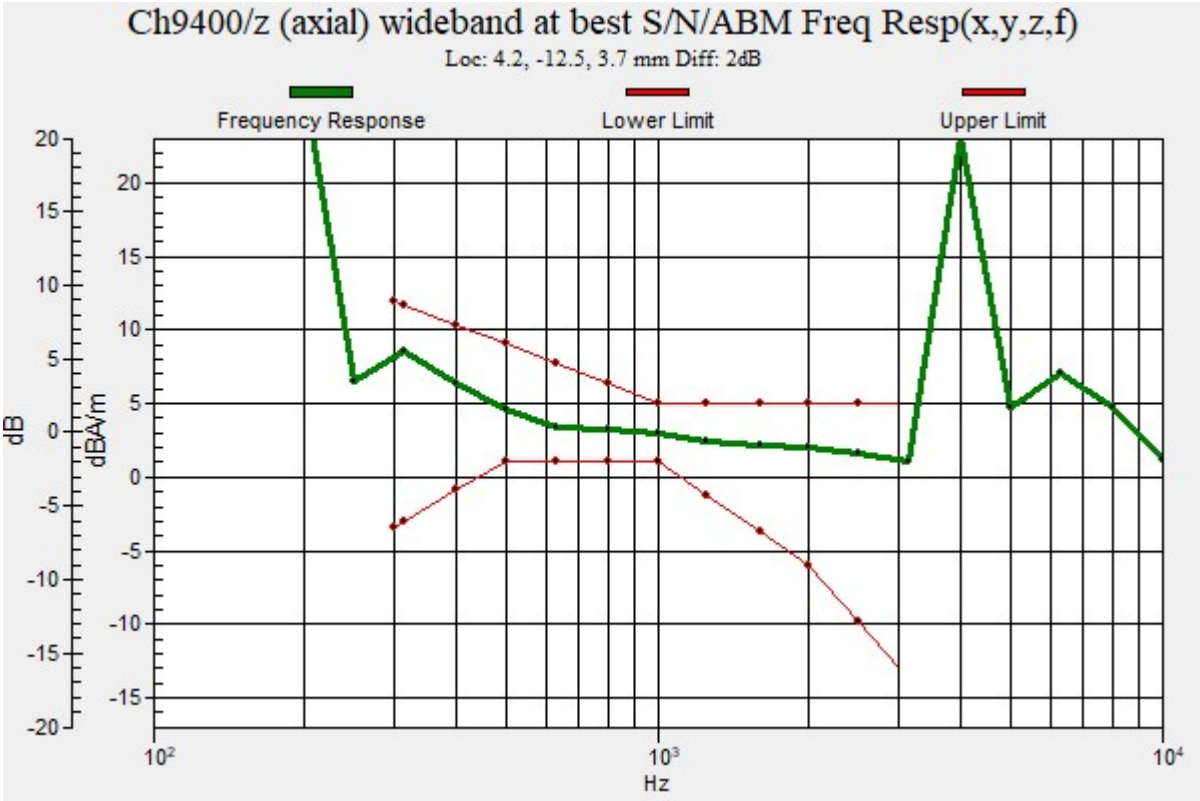
Ch9400/z (axial) wideband at best S/N/ABM Freq Resp(x,y,z,f)
Loc: 4.2, -12.5, 3.7 mm Diff: 2dB
Frequency Response
Lower Limit
Upper Limit
dB
dBA/m
Hz

**3_HAC T-Coil WCDMA II_Voice_Ch9400(Y)**

Communication System: UID 0, WCDMA (0); Frequency: 1880 MHz;Duty Cycle: 1:1
Medium: Air Medium parameters used: $\sigma = 0$ S/m, $\varepsilon_r = 1$; $\rho = 0$ kg/m$^3$
Ambient Temperature：23.3 °C;

DASY5 Configuration:
- Probe: AM1DV3 - 3093; Calibrated: 2022/1/26
- Sensor-Surface: 0mm (Fix Surface)
- Electronics: DAE4 Sn1650; Calibrated: 2022/8/5
- Phantom: HAC Test Arch with AMCC; Type: SD HAC P01 BA
- Measurement SW: DASY52, Version 52.10 (4); SEMCAD X Version 14.6.14 (7501)

**Ch9400/y (transversal) 4.2mm 50 x 50/ABM SNR(x,y,z) (13x13x1):** Measurement grid: dx=10mm, dy=10mm
ABM1/ABM2 = 41.57 dB
ABM1 comp = -2.87 dBA/m
Location: 4.2, -4.2, 3.7 mm

0 dB = 119.8 = 41.57 dB

**4_HAC T-Coil WCDMA IV_Voice_Ch1413(Z)**

Communication System: UID 0, WCDMA (0); Frequency: 1732.6 MHz;Duty Cycle: 1:1
Medium: Air Medium parameters used: $\sigma = 0$ S/m, $\varepsilon_r = 1$; $\rho = 0$ kg/m$^3$
Ambient Temperature：23.3 °C;

DASY5 Configuration:
- Probe: AM1DV3 - 3093; Calibrated: 2022/1/26
- Sensor-Surface: 0mm (Fix Surface)
- Electronics: DAE4 Sn1650; Calibrated: 2022/8/5
- Phantom: HAC Test Arch with AMCC; Type: SD HAC P01 BA
- Measurement SW: DASY52, Version 52.10 (4); SEMCAD X Version 14.6.14 (7501)

**Ch1413/z (axial) 4.2mm 50 x 50/ABM SNR(x,y,z) (13x13x1):** Measurement grid: dx=10mm, dy=10mm
ABM1/ABM2 = 45.50 dB
ABM1 comp = 5.02 dBA/m
Location: 4.2, -12.5, 3.7 mm




0 dB = 188.4 = 45.50 dB

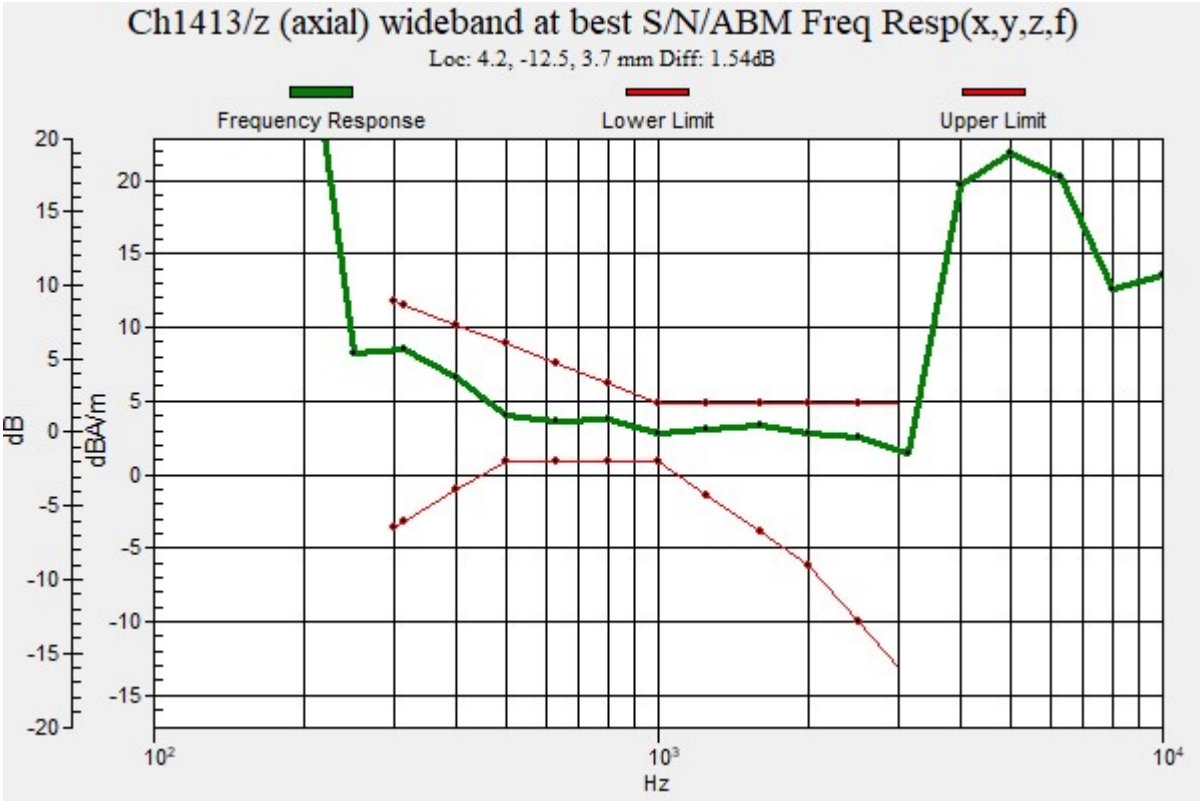
Ch1413/z (axial) wideband at best S/N/ABM Freq Resp(x,y,z,f)
Loc: 4.2, -12.5, 3.7 mm Diff: 1.54dB
Frequency Response
Lower Limit
Upper Limit
dB
dBA/m
Hz

Test Laboratory: Sporton International Inc. SAR/HAC Testing Lab Date: 2022/12/13

**4_HAC T-Coil WCDMA IV_Voice_Ch1413(Y)**

Communication System: UID 0, WCDMA (0); Frequency: 1732.6 MHz;Duty Cycle: 1:1
Medium: Air Medium parameters used: $\sigma = 0$ S/m, $\varepsilon_r = 1$; $\rho = 0$ kg/m$^3$
Ambient Temperature：23.3 °C;

DASY5 Configuration:
- Probe: AM1DV3 - 3093; Calibrated: 2022/1/26
- Sensor-Surface: 0mm (Fix Surface)
- Electronics: DAE4 Sn1650; Calibrated: 2022/8/5
- Phantom: HAC Test Arch with AMCC; Type: SD HAC P01 BA
- Measurement SW: DASY52, Version 52.10 (4); SEMCAD X Version 14.6.14 (7501)

**Ch1413/y (transversal) 4.2mm 50 x 50/ABM SNR(x,y,z) (13x13x1):** Measurement grid: dx=10mm, dy=10mm
ABM1/ABM2 = 34.12 dB
ABM1 comp = -3.01 dBA/m
Location: 4.2, 0, 3.7 mm




0 dB = 50.84 = 34.12 dB

Test Laboratory: Sporton International Inc. SAR/HAC Testing Lab Date: 2022/12/13

**5_HAC T-Coil WCDMA V_Voice_Ch4182(Z)**

Communication System: UID 0, WCDMA (0); Frequency: 836.4 MHz;Duty Cycle: 1:1
Medium: Air Medium parameters used: $\sigma = 0$ S/m, $\varepsilon_r = 1$; $\rho = 0$ kg/m$^3$
Ambient Temperature：23.3 °C;

DASY5 Configuration:
- Probe: AM1DV3 - 3093; Calibrated: 2022/1/26
- Sensor-Surface: 0mm (Fix Surface)
- Electronics: DAE4 Sn1650; Calibrated: 2022/8/5
- Phantom: HAC Test Arch with AMCC; Type: SD HAC P01 BA
- Measurement SW: DASY52, Version 52.10 (4); SEMCAD X Version 14.6.14 (7501)

**Ch4182/z (axial) 4.2mm 50 x 50/ABM SNR(x,y,z) (13x13x1):** Measurement grid: dx=10mm, dy=10mm
ABM1/ABM2 = 46.91 dB
ABM1 comp = 3.72 dBA/m
Location: 4.2, -12.5, 3.7 mm




0 dB = 221.4 = 46.91 dB

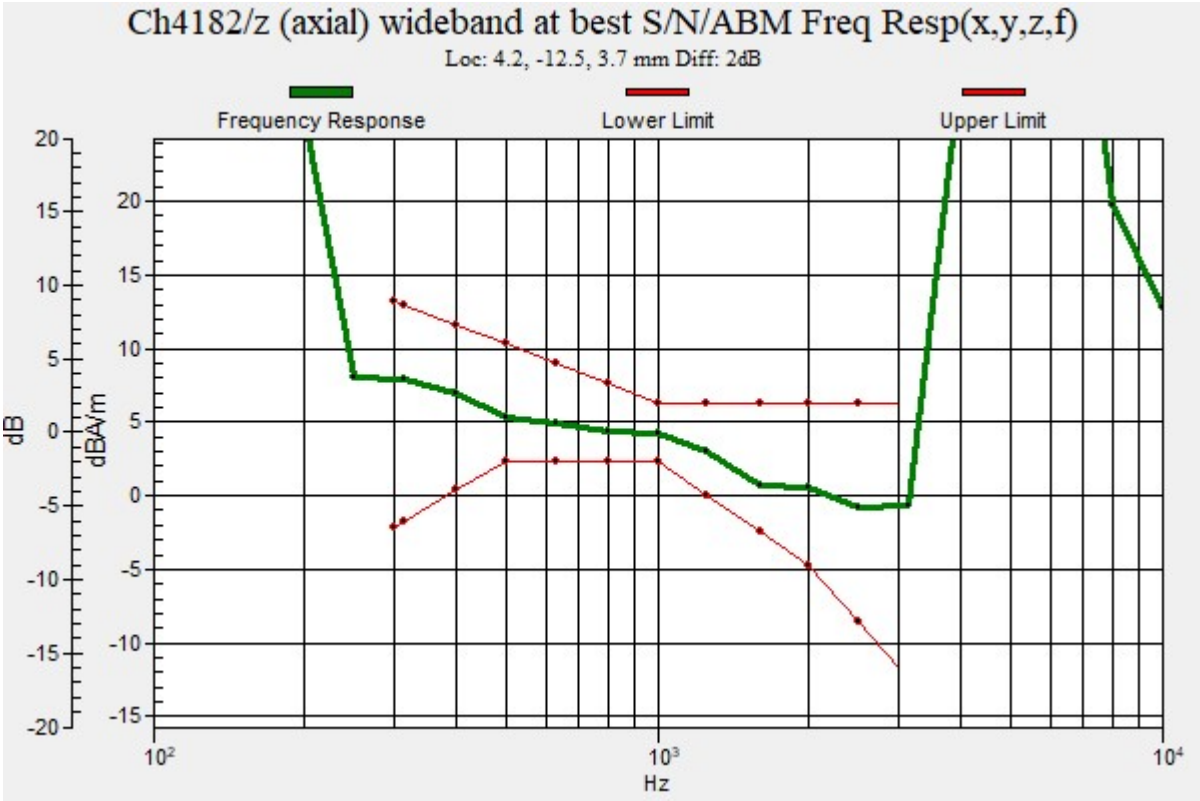
Ch4182/z (axial) wideband at best S/N/ABM Freq Resp(x,y,z,f)
Loc: 4.2, -12.5, 3.7 mm Diff: 2dB
Frequency Response
Lower Limit
Upper Limit
dB
dBA/m
Hz

**5_HAC T-Coil WCDMA V_Voice_Ch4182(Y)**

Communication System: UID 0, WCDMA (0); Frequency: 836.4 MHz;Duty Cycle: 1:1
Medium: Air Medium parameters used: $\sigma = 0$ S/m, $\varepsilon_r = 1$; $\rho = 0$ kg/m$^3$
Ambient Temperature：23.3 °C;

DASY5 Configuration:
- Probe: AM1DV3 - 3093; Calibrated: 2022/1/26
- Sensor-Surface: 0mm (Fix Surface)
- Electronics: DAE4 Sn1650; Calibrated: 2022/8/5
- Phantom: HAC Test Arch with AMCC; Type: SD HAC P01 BA
- Measurement SW: DASY52, Version 52.10 (4); SEMCAD X Version 14.6.14 (7501)

**Ch4182/y (transversal) 4.2mm 50 x 50/ABM SNR(x,y,z) (13x13x1):** Measurement grid: dx=10mm, dy=10mm
ABM1/ABM2 = 44.98 dB
ABM1 comp = -2.90 dBA/m
Location: 4.2, 0, 3.7 mm




0 dB = 177.4 = 44.98 dB

**6_HAC T-Coil_LTE Band 2_20M_16QAM_1RB_0Offset_Ch18900(Z)**

Communication System: UID 0, LTE-FDD (0); Frequency: 1880 MHz;Duty Cycle: 1:1
Medium: Air Medium parameters used: $\sigma = 0$ S/m, $\varepsilon_r = 1$; $\rho = 0$ kg/m$^3$
Ambient Temperature：23.3 °C;

DASY5 Configuration:
- Probe: AM1DV3 - 3093; Calibrated: 2022/1/26
- Sensor-Surface: 0mm (Fix Surface)
- Electronics: DAE4 Sn1650; Calibrated: 2022/8/5
- Phantom: HAC Test Arch with AMCC; Type: SD HAC P01 BA
- Measurement SW: DASY52, Version 52.10 (4); SEMCAD X Version 14.6.14 (7501)

**Ch18900/z (axial) 4.2mm 50 x 50/ABM SNR(x,y,z) (13x13x1):** Measurement grid: dx=10mm, dy=10mm
ABM1/ABM2 = 41.66 dB
ABM1 comp = 2.21 dBA/m
Location: 4.2, -8.3, 3.7 mm




0 dB = 121.1 = 41.66 dB

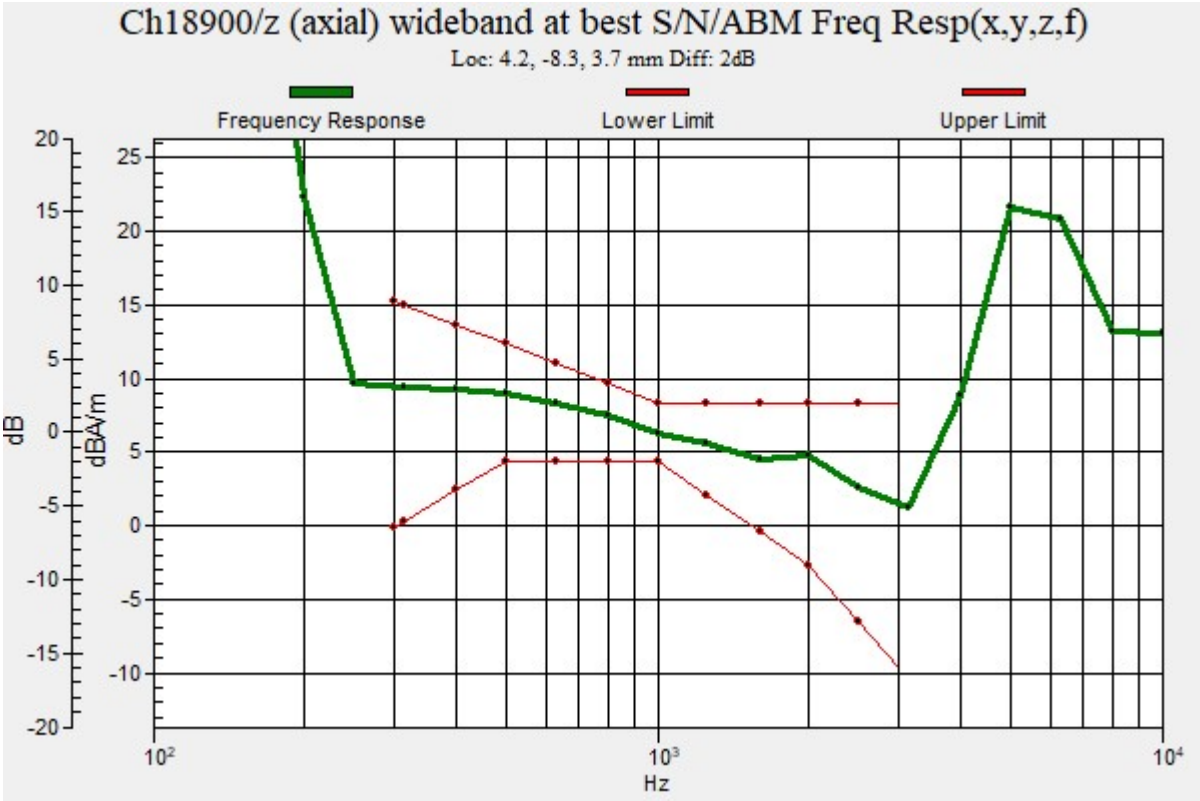
Ch18900/z (axial) wideband at best S/N/ABM Freq Resp(x,y,z,f)
Loc: 4.2, -8.3, 3.7 mm Diff: 2dB
Frequency Response
Lower Limit
Upper Limit
dB
dBA/m
Hz

**6_HAC T-Coil_LTE Band 2_20M_16QAM_1RB_0Offset_Ch18900(Y)**

Communication System: UID 0, LTE-FDD (0); Frequency: 1880 MHz;Duty Cycle: 1:1
Medium: Air Medium parameters used: $\sigma = 0$ S/m, $\varepsilon_r = 1$; $\rho = 0$ kg/m$^3$
Ambient Temperature：23.3 °C;

DASY5 Configuration:
- Probe: AM1DV3 - 3093; Calibrated: 2022/1/26
- Sensor-Surface: 0mm (Fix Surface)
- Electronics: DAE4 Sn1650; Calibrated: 2022/8/5
- Phantom: HAC Test Arch with AMCC; Type: SD HAC P01 BA
- Measurement SW: DASY52, Version 52.10 (4); SEMCAD X Version 14.6.14 (7501)

**Ch18900/y (transversal) 4.2mm 50 x 50/ABM SNR(x,y,z) (13x13x1):** Measurement grid: dx=10mm, dy=10mm
ABM1/ABM2 = 43.24 dB
ABM1 comp = -4.79 dBA/m
Location: 4.2, 0, 3.7 mm




0 dB = 145.2 = 43.24 dB

Test Laboratory: Sporton International Inc. SAR/HAC Testing Lab Date: 2022/12/14

**7_HAC T-Coil_LTE Band 7_20M_16QAM_1RB_0Offset_Ch21100(Z)**

Communication System: UID 0, LTE-FDD (0); Frequency: 2535 MHz;Duty Cycle: 1:1
Medium: Air Medium parameters used: $\sigma = 0$ S/m, $\varepsilon_r = 1$; $\rho = 0$ kg/m$^3$
Ambient Temperature：23.3 °C;

DASY5 Configuration:
- Probe: AM1DV3 - 3093; Calibrated: 2022/1/26
- Sensor-Surface: 0mm (Fix Surface)
- Electronics: DAE4 Sn1650; Calibrated: 2022/8/5
- Phantom: HAC Test Arch with AMCC; Type: SD HAC P01 BA
- Measurement SW: DASY52, Version 52.10 (4); SEMCAD X Version 14.6.14 (7501)

**Ch21100/z (axial) 4.2mm 50 x 50/ABM SNR(x,y,z) (13x13x1):** Measurement grid: dx=10mm, dy=10mm
ABM1/ABM2 = 39.39 dB
ABM1 comp = -3.41 dBA/m
Location: 0, -8.3, 3.7 mm




0 dB = 93.23 = 39.39 dB

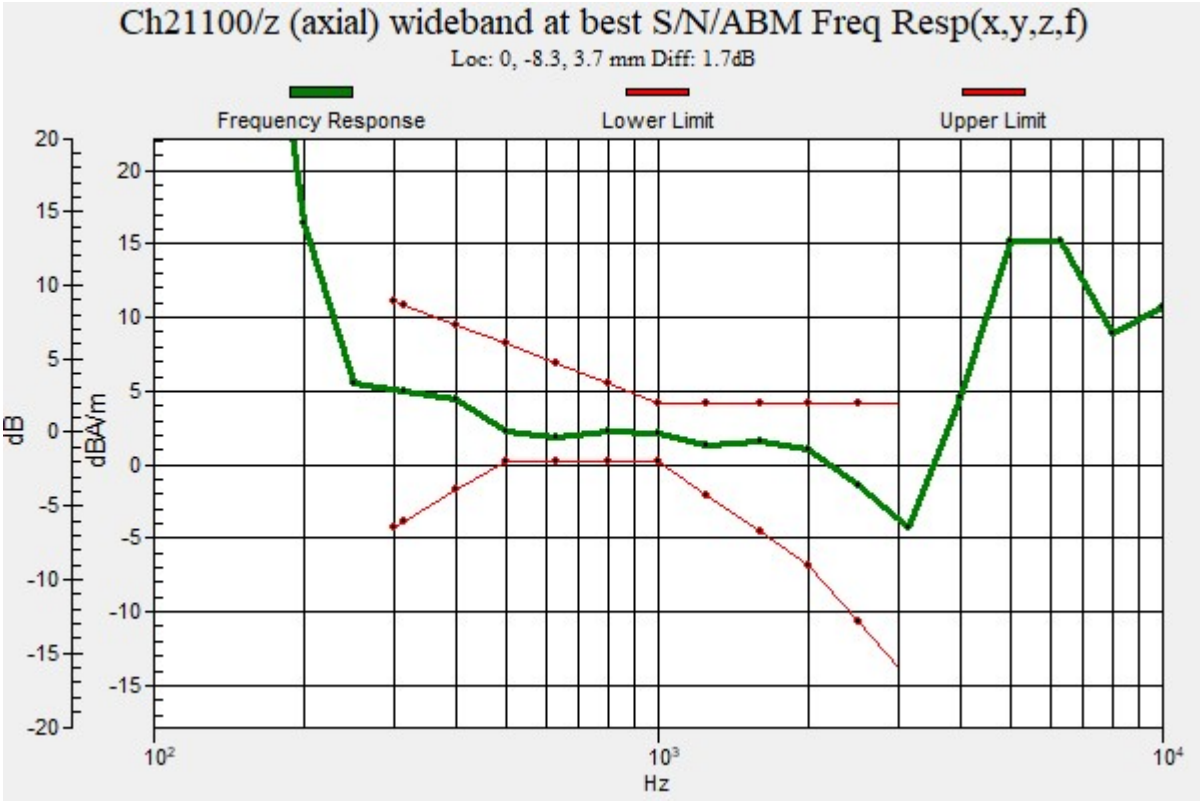
Ch21100/z (axial) wideband at best S/N/ABM Freq Resp(x,y,z,f)
Loc: 0, -8.3, 3.7 mm Diff: 1.7dB
Frequency Response
Lower Limit
Upper Limit
dB
dBA/m
Hz

Test Laboratory: Sporton International Inc. SAR/HAC Testing Lab Date: 2022/12/14

**7_HAC T-Coil_LTE Band 7_20M_16QAM_1RB_0Offset_Ch21100(Y)**

Communication System: UID 0, LTE-FDD (0); Frequency: 2535 MHz;Duty Cycle: 1:1
Medium: Air Medium parameters used: $\sigma = 0$ S/m, $\varepsilon_r = 1$; $\rho = 0$ kg/m$^3$
Ambient Temperature：23.3 °C;

DASY5 Configuration:
- Probe: AM1DV3 - 3093; Calibrated: 2022/1/26
- Sensor-Surface: 0mm (Fix Surface)
- Electronics: DAE4 Sn1650; Calibrated: 2022/8/5
- Phantom: HAC Test Arch with AMCC; Type: SD HAC P01 BA
- Measurement SW: DASY52, Version 52.10 (4); SEMCAD X Version 14.6.14 (7501)

**Ch21100/y (transversal) 4.2mm 50 x 50/ABM SNR(x,y,z) (13x13x1):** Measurement grid: dx=10mm, dy=10mm
ABM1/ABM2 = 44.14 dB
ABM1 comp = -6.70 dBA/m
Location: 0, 0, 3.7 mm




0 dB = 161.1 = 44.14 dB

Test Laboratory: Sporton International Inc. SAR/HAC Testing Lab Date: 2022/12/13

**8_HAC T-Coil_LTE Band 12_10M_16QAM_1RB_0Offset_Ch23095(Z)**

Communication System: UID 0, LTE-FDD (0); Frequency: 707.5 MHz;Duty Cycle: 1:1
Medium: Air Medium parameters used: $\sigma = 0$ S/m, $\varepsilon_r = 1$; $\rho = 0$ kg/m$^3$
Ambient Temperature：23.3 °C;

DASY5 Configuration:
- Probe: AM1DV3 - 3093; Calibrated: 2022/1/26
- Sensor-Surface: 0mm (Fix Surface)
- Electronics: DAE4 Sn1650; Calibrated: 2022/8/5
- Phantom: HAC Test Arch with AMCC; Type: SD HAC P01 BA
- Measurement SW: DASY52, Version 52.10 (4); SEMCAD X Version 14.6.14 (7501)

**Ch23095/z (axial) wideband at best S/N/ABM Freq Resp(x,y,z,f) (1x1x1):** Measurement grid: dx=10mm, dy=10mm
ABM1/ABM2 = 42.90 dB
ABM1 comp = 3.26 dBA/m
Location: 4.2, -8.3, 3.7 mm




0 dB = 1.00 dB

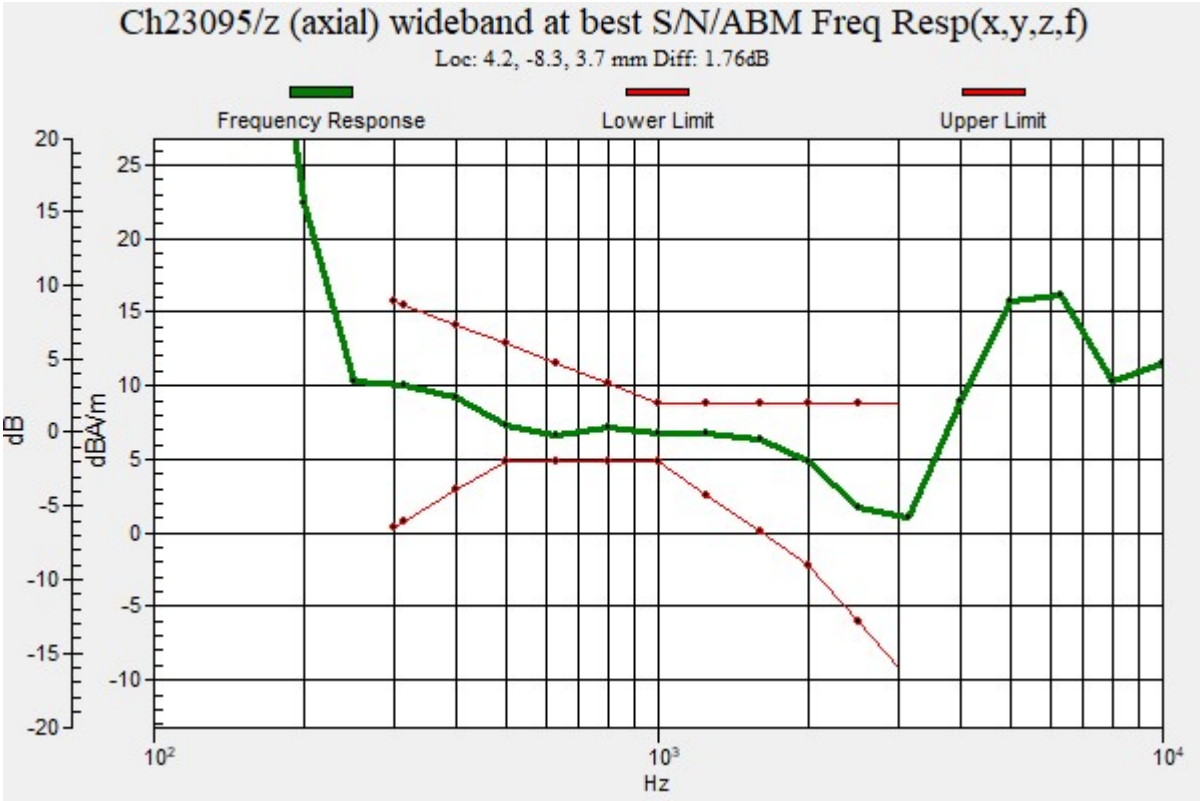
Ch23095/z (axial) wideband at best S/N/ABM Freq Resp(x,y,z,f)
Loc: 4.2, -8.3, 3.7 mm Diff: 1.76dB
Frequency Response
Lower Limit
Upper Limit
dB
dBA/m
Hz

**8_HAC T-Coil_LTE Band 12_10M_16QAM_1RB_0Offset_Ch23095(Y)**

Communication System: UID 0, LTE-FDD (0); Frequency: 707.5 MHz;Duty Cycle: 1:1
Medium: Air Medium parameters used: $\sigma = 0$ S/m, $\varepsilon_r = 1$; $\rho = 0$ kg/m$^3$
Ambient Temperature：23.3 °C;

DASY5 Configuration:
- Probe: AM1DV3 - 3093; Calibrated: 2022/1/26
- Sensor-Surface: 0mm (Fix Surface)
- Electronics: DAE4 Sn1650; Calibrated: 2022/8/5
- Phantom: HAC Test Arch with AMCC; Type: SD HAC P01 BA
- Measurement SW: DASY52, Version 52.10 (4); SEMCAD X Version 14.6.14 (7501)

**Ch23095/y (transversal) 4.2mm 50 x 50/ABM SNR(x,y,z) (13x13x1):** Measurement grid: dx=10mm, dy=10mm
ABM1/ABM2 = 42.33 dB
ABM1 comp = -8.47 dBA/m
Location: 0, 0, 3.7 mm




0 dB = 130.7 = 42.33 dB

**9_HAC T-Coil_LTE Band 13_10M_16QAM_1RB_0Offset_Ch23230(Z)**

Communication System: UID 0, LTE-FDD (0); Frequency: 782 MHz;Duty Cycle: 1:1
Medium: Air Medium parameters used: $\sigma = 0$ S/m, $\varepsilon_r = 1$; $\rho = 0$ kg/m$^3$
Ambient Temperature：23.3 °C;

DASY5 Configuration:
- Probe: AM1DV3 - 3093; Calibrated: 2022/1/26
- Sensor-Surface: 0mm (Fix Surface)
- Electronics: DAE4 Sn1650; Calibrated: 2022/8/5
- Phantom: HAC Test Arch with AMCC; Type: SD HAC P01 BA
- Measurement SW: DASY52, Version 52.10 (4); SEMCAD X Version 14.6.14 (7501)

**Ch23230/z (axial) 4.2mm 50 x 50/ABM SNR(x,y,z) (13x13x1):** Measurement grid: dx=10mm, dy=10mm
ABM1/ABM2 = 43.17 dB
ABM1 comp = 2.45 dBA/m
Location: 4.2, -12.5, 3.7 mm




0 dB = 144.0 = 43.17 dB

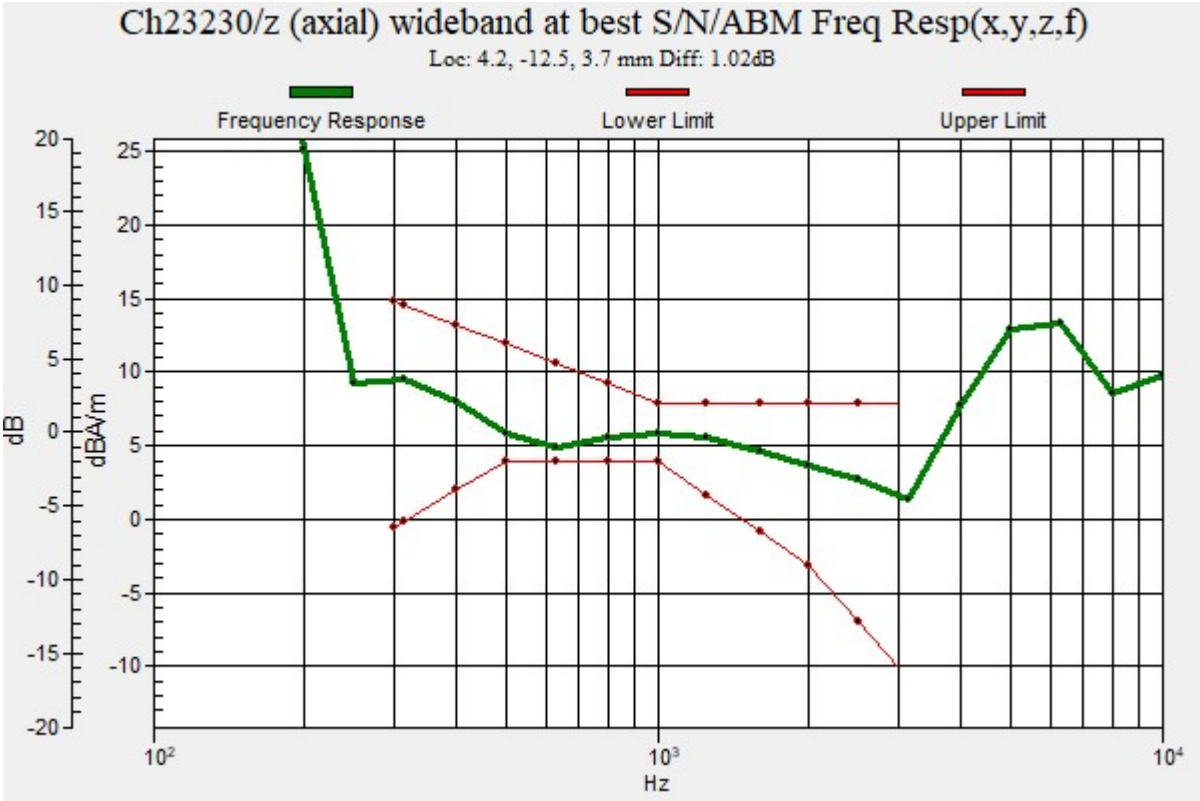
Ch23230/z (axial) wideband at best S/N/ABM Freq Resp(x,y,z,f)
Loc: 4.2, -12.5, 3.7 mm Diff: 1.02dB
Frequency Response
Lower Limit
Upper Limit
dB
dBA/m
Hz

Test Laboratory: Sporton International Inc. SAR/HAC Testing Lab Date: 2022/12/13

**9_HAC T-Coil_LTE Band 13_10M_16QAM_1RB_0Offset_Ch23230(Y)**

Communication System: UID 0, LTE-FDD (0); Frequency: 782 MHz;Duty Cycle: 1:1
Medium: Air Medium parameters used: $\sigma = 0$ S/m, $\varepsilon_r = 1$; $\rho = 0$ kg/m$^3$
Ambient Temperature：23.3 °C;

DASY5 Configuration:
- Probe: AM1DV3 - 3093; Calibrated: 2022/1/26
- Sensor-Surface: 0mm (Fix Surface)
- Electronics: DAE4 Sn1650; Calibrated: 2022/8/5
- Phantom: HAC Test Arch with AMCC; Type: SD HAC P01 BA
- Measurement SW: DASY52, Version 52.10 (4); SEMCAD X Version 14.6.14 (7501)

**Ch23230/y (transversal) 4.2mm 50 x 50/ABM SNR(x,y,z) (13x13x1):** Measurement grid: dx=10mm, dy=10mm
ABM1/ABM2 = 41.62 dB
ABM1 comp = -5.42 dBA/m
Location: 4.2, 0, 3.7 mm




0 dB = 120.5 = 41.62 dB

Test Laboratory: Sporton International Inc. SAR/HAC Testing Lab Date: 2022/12/13

**10_HAC T-Coil_LTE Band 14_10M_16QAM_1RB_0Offset_Ch23330(Z)**

Communication System: UID 0, LTE-FDD (0); Frequency: 793 MHz;Duty Cycle: 1:1
Medium: Air Medium parameters used: $\sigma = 0$ S/m, $\varepsilon_r = 1$; $\rho = 0$ kg/m$^3$
Ambient Temperature：23.3 °C;

DASY5 Configuration:
- Probe: AM1DV3 - 3093; Calibrated: 2022/1/26
- Sensor-Surface: 0mm (Fix Surface)
- Electronics: DAE4 Sn1650; Calibrated: 2022/8/5
- Phantom: HAC Test Arch with AMCC; Type: SD HAC P01 BA
- Measurement SW: DASY52, Version 52.10 (4); SEMCAD X Version 14.6.14 (7501)

**Ch23330/z (axial) 4.2mm 50 x 50/ABM SNR(x,y,z) (13x13x1):** Measurement grid: dx=10mm, dy=10mm
ABM1/ABM2 = 43.30 dB
ABM1 comp = -1.03 dBA/m
Location: 0, -8.3, 3.7 mm




0 dB = 146.2 = 43.30 dB

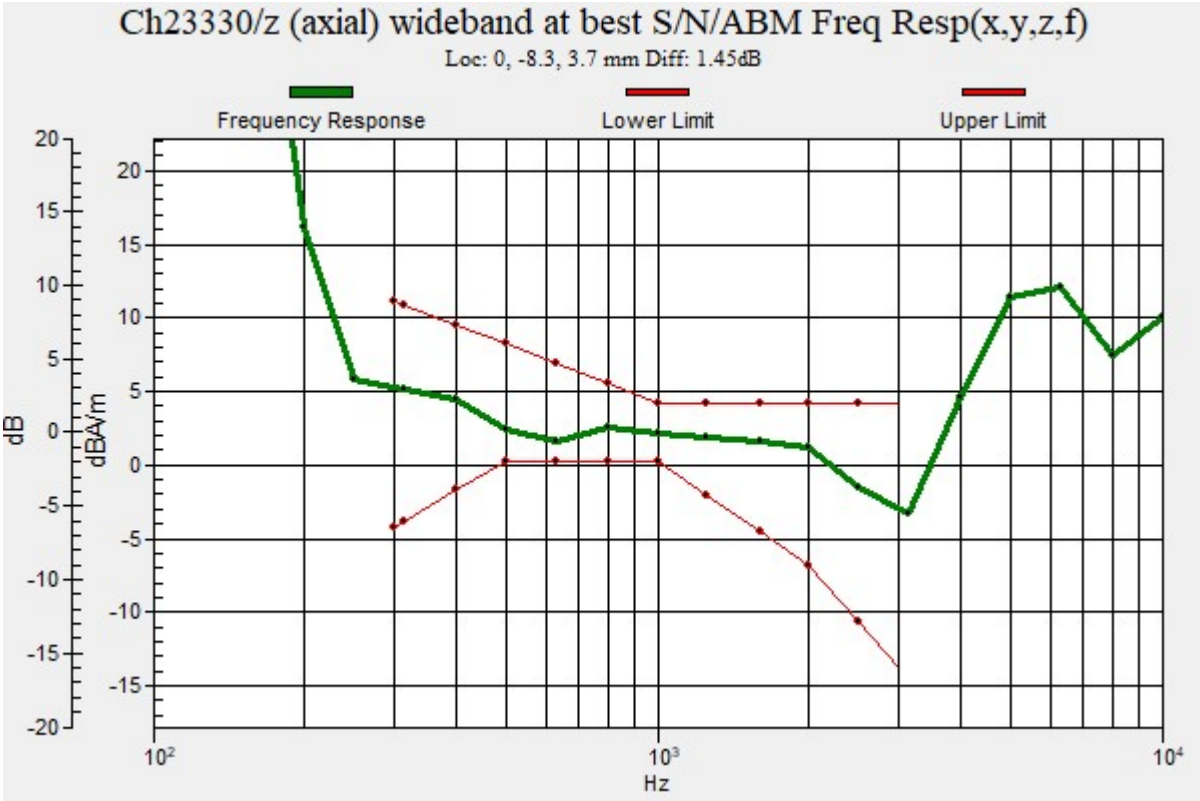
Ch23330/z (axial) wideband at best S/N/ABM Freq Resp(x,y,z,f)
Loc: 0, -8.3, 3.7 mm Diff: 1.45dB
Frequency Response
Lower Limit
Upper Limit
dB
dBA/m
Hz

**10_HAC T-Coil_LTE Band 14_10M_16QAM_1RB_0Offset_Ch23330(Y)**

Communication System: UID 0, LTE-FDD (0); Frequency: 793 MHz;Duty Cycle: 1:1
Medium: Air Medium parameters used: $\sigma = 0$ S/m, $\varepsilon_r = 1$; $\rho = 0$ kg/m$^3$
Ambient Temperature：23.3 °C;

DASY5 Configuration:
- Probe: AM1DV3 - 3093; Calibrated: 2022/1/26
- Sensor-Surface: 0mm (Fix Surface)
- Electronics: DAE4 Sn1650; Calibrated: 2022/8/5
- Phantom: HAC Test Arch with AMCC; Type: SD HAC P01 BA
- Measurement SW: DASY52, Version 52.10 (4); SEMCAD X Version 14.6.14 (7501)

**Ch23330/y (transversal) 4.2mm 50 x 50/ABM SNR(x,y,z) (13x13x1):** Measurement grid: dx=10mm, dy=10mm
ABM1/ABM2 = 43.22 dB
ABM1 comp = -7.45 dBA/m
Location: 0, 0, 3.7 mm




0 dB = 144.8 = 43.22 dB

**11_HAC T-Coil_LTE Band 26_15M_16QAM_1RB_0Offset_Ch26865(Z)**

Communication System: UID 0, LTE-FDD (0); Frequency: 831.5 MHz;Duty Cycle: 1:1
Medium: Air Medium parameters used: $\sigma = 0$ S/m, $\varepsilon_r = 1$; $\rho = 0$ kg/m$^3$
Ambient Temperature：23.3 °C;

DASY5 Configuration:
- Probe: AM1DV3 - 3093; Calibrated: 2022/1/26
- Sensor-Surface: 0mm (Fix Surface)
- Electronics: DAE4 Sn1650; Calibrated: 2022/8/5
- Phantom: HAC Test Arch with AMCC; Type: SD HAC P01 BA
- Measurement SW: DASY52, Version 52.10 (4); SEMCAD X Version 14.6.14 (7501)

**Ch26865/z (axial) 4.2mm 50 x 50/ABM SNR(x,y,z) (13x13x1):** Measurement grid: dx=10mm, dy=10mm
ABM1/ABM2 = 42.19 dB
ABM1 comp = 2.64 dBA/m
Location: 4.2, -8.3, 3.7 mm




0 dB = 128.6 = 42.19 dB

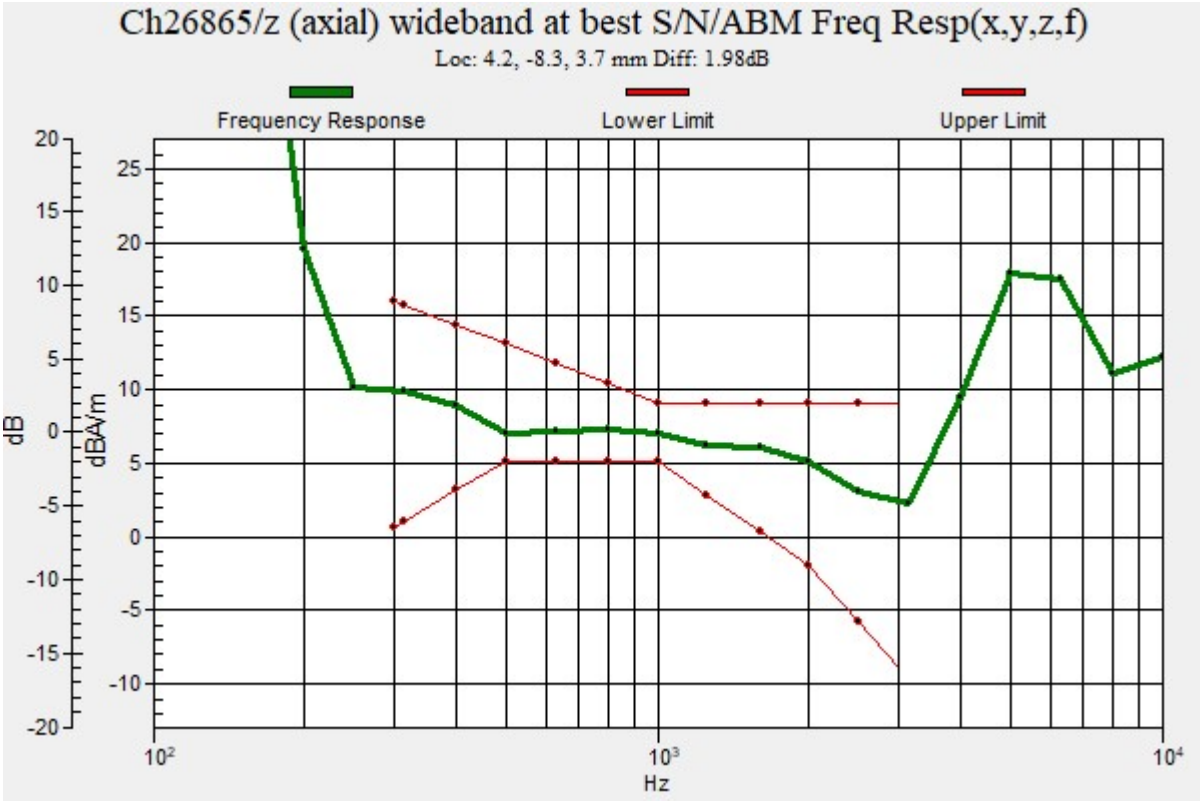
Ch26865/z (axial) wideband at best S/N/ABM Freq Resp(x,y,z,f)
Loc: 4.2, -8.3, 3.7 mm Diff: 1.98dB
Frequency Response
Lower Limit
Upper Limit
dB
dBA/m
Hz