11_HAC T-Coil_LTE Band 26_15M_16QAM_1RB_0Offset_Ch26865(Y)

Communication System: UID 0, LTE-FDD (0); Frequency: 831.5 MHz;Duty Cycle: 1:1
Medium: Air Medium parameters used: $\sigma = 0$ S/m, $\varepsilon_r = 1$; $\rho = 0$ kg/m^3
Ambient Temperature：23.3 °C;

DASY5 Configuration:
- Probe: AM1DV3 - 3093; Calibrated: 2022/1/26
- Sensor-Surface: 0mm (Fix Surface)
- Electronics: DAE4 Sn1650; Calibrated: 2022/8/5
- Phantom: HAC Test Arch with AMCC; Type: SD HAC P01 BA
- Measurement SW: DASY52, Version 52.10 (4); SEMCAD X Version 14.6.14 (7501)

Ch26865/y (transversal) 4.2mm 50 x 50/ABM SNR(x,y,z) (13x13x1): Measurement grid: dx=10mm, dy=10mm
ABM1/ABM2 = 42.58 dB
ABM1 comp = -5.81 dBA/m
Location: 4.2, 0, 3.7 mm



0 dB = 134.7 = 42.58 dB

Test Laboratory: Sporton International Inc. SAR/HAC Testing Lab Date: 2022/12/13

12_HAC T-Coil_LTE Band 66_20M_16QAM_1RB_0Offset_Ch132322(Z)

Communication System: UID 0, LTE-FDD (0); Frequency: 1745 MHz;Duty Cycle: 1:1
Medium: Air Medium parameters used: $\sigma = 0$ S/m, $\varepsilon_r = 1$; $\rho = 0$ kg/m^3
Ambient Temperature：23.3 °C;

DASY5 Configuration:
- Probe: AM1DV3 - 3093; Calibrated: 2022/1/26
- Sensor-Surface: 0mm (Fix Surface)
- Electronics: DAE4 Sn1650; Calibrated: 2022/8/5
- Phantom: HAC Test Arch with AMCC; Type: SD HAC P01 BA
- Measurement SW: DASY52, Version 52.10 (4); SEMCAD X Version 14.6.14 (7501)

Ch132322/z (axial) 4.2mm 50 x 50/ABM SNR(x,y,z) (13x13x1): Measurement grid: dx=10mm, dy=10mm
ABM1/ABM2 = 42.17 dB
ABM1 comp = 2.25 dBA/m
Location: 4.2, -8.3, 3.7 mm



0 dB = 128.4 = 42.17 dB

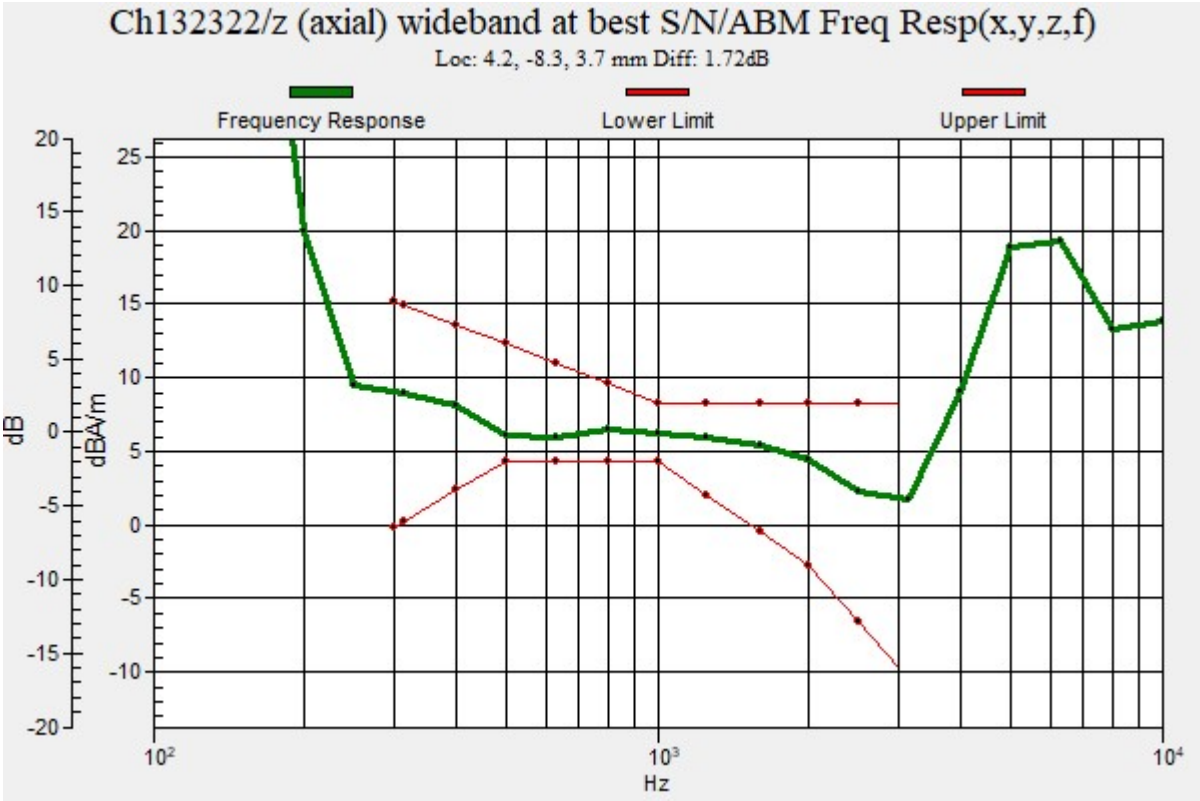
Ch132322/z (axial) wideband at best S/N/ABM Freq Resp(x,y,z,f)
Loc: 4.2, -8.3, 3.7 mm Diff: 1.72dB
Frequency Response
Lower Limit
Upper Limit
dB
dBA/m
Hz

12_HAC T-Coil_LTE Band 66_20M_16QAM_1RB_0Offset_Ch132322(Y)

Communication System: UID 0, LTE-FDD (0); Frequency: 1745 MHz;Duty Cycle: 1:1
Medium: Air Medium parameters used: $\sigma = 0$ S/m, $\varepsilon_r = 1$; $\rho = 0$ kg/m^3
Ambient Temperature：23.3 °C;

DASY5 Configuration:
- Probe: AM1DV3 - 3093; Calibrated: 2022/1/26
- Sensor-Surface: 0mm (Fix Surface)
- Electronics: DAE4 Sn1650; Calibrated: 2022/8/5
- Phantom: HAC Test Arch with AMCC; Type: SD HAC P01 BA
- Measurement SW: DASY52, Version 52.10 (4); SEMCAD X Version 14.6.14 (7501)

Ch132322/y (transversal) 4.2mm 50 x 50/ABM SNR(x,y,z) (13x13x1): Measurement grid: dx=10mm, dy=10mm
ABM1/ABM2 = 40.60 dB
ABM1 comp = -6.00 dBA/m
Location: 4.2, -4.2, 3.7 mm



0 dB = 107.2 = 40.60 dB

Test Laboratory: Sporton International Inc. SAR/HAC Testing Lab Date: 2022/12/13

13_HAC T-Coil_LTE Band 71_20M_16QAM_1RB_0Offset_Ch133322(Z)

Communication System: UID 0, LTE-FDD (0); Frequency: 683 MHz;Duty Cycle: 1:1
Medium: Air Medium parameters used: $\sigma = 0$ S/m, $\varepsilon_r = 1$; $\rho = 0$ kg/m^3
Ambient Temperature：23.3 °C;

DASY5 Configuration:
- Probe: AM1DV3 - 3093; Calibrated: 2022/1/26
- Sensor-Surface: 0mm (Fix Surface)
- Electronics: DAE4 Sn1650; Calibrated: 2022/8/5
- Phantom: HAC Test Arch with AMCC; Type: SD HAC P01 BA
- Measurement SW: DASY52, Version 52.10 (4); SEMCAD X Version 14.6.14 (7501)

Ch133322/z (axial) 4.2mm 50 x 50/ABM SNR(x,y,z) (13x13x1): Measurement grid: dx=10mm, dy=10mm
ABM1/ABM2 = 43.30 dB
ABM1 comp = 3.55 dBA/m
Location: 4.2, -8.3, 3.7 mm



0 dB = 146.2 = 43.30 dB

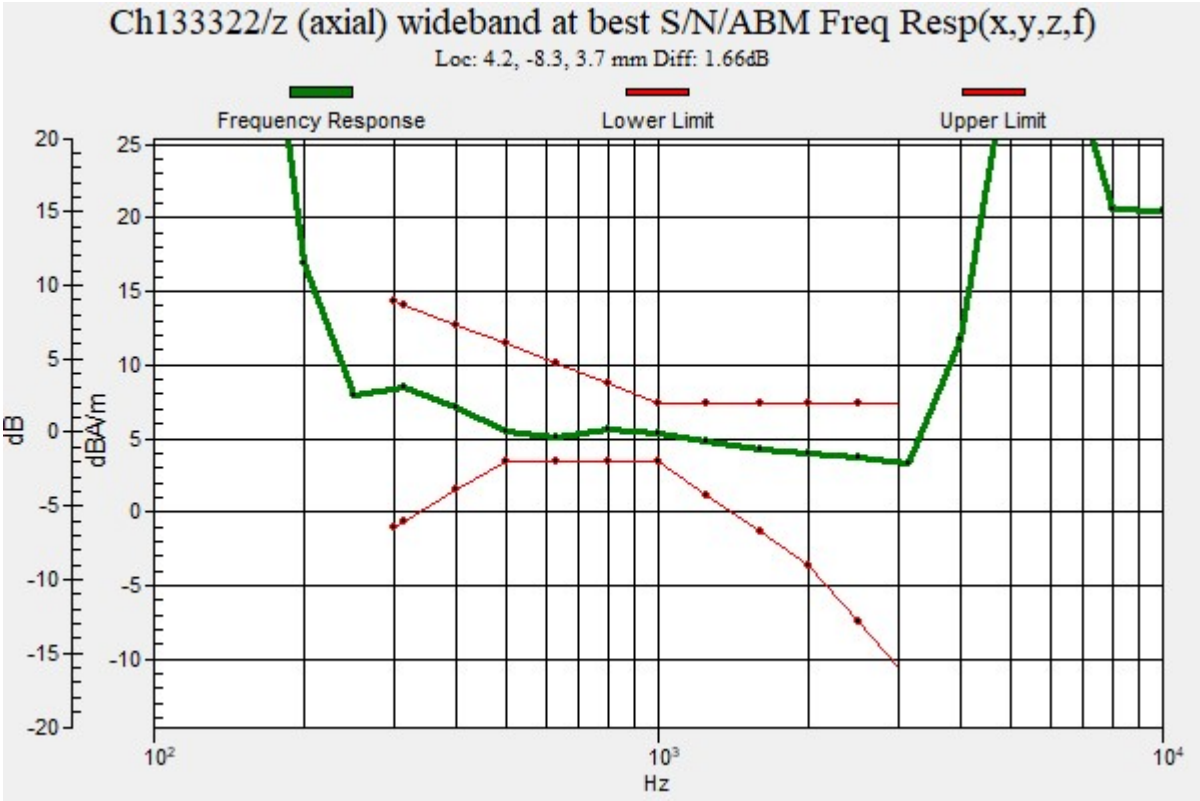
Ch133322/z (axial) wideband at best S/N/ABM Freq Resp(x,y,z,f)
Loc: 4.2, -8.3, 3.7 mm Diff: 1.66dB
Frequency Response
Lower Limit
Upper Limit
dB
dBA/m
Hz

Test Laboratory: Sporton International Inc. SAR/HAC Testing Lab Date: 2022/12/13

13_HAC T-Coil_LTE Band 71_20M_16QAM_1RB_0Offset_Ch133322(Y)

Communication System: UID 0, LTE-FDD (0); Frequency: 683 MHz;Duty Cycle: 1:1
Medium: Air Medium parameters used: $\sigma = 0$ S/m, $\varepsilon_r = 1$; $\rho = 0$ kg/m^3
Ambient Temperature：23.3 °C;

DASY5 Configuration:
- Probe: AM1DV3 - 3093; Calibrated: 2022/1/26
- Sensor-Surface: 0mm (Fix Surface)
- Electronics: DAE4 Sn1650; Calibrated: 2022/8/5
- Phantom: HAC Test Arch with AMCC; Type: SD HAC P01 BA
- Measurement SW: DASY52, Version 52.10 (4); SEMCAD X Version 14.6.14 (7501)

Ch133322/y (transversal) 4.2mm 50 x 50/ABM SNR(x,y,z) (13x13x1): Measurement grid: dx=10mm, dy=10mm
ABM1/ABM2 = 43.48 dB
ABM1 comp = -4.26 dBA/m
Location: 4.2, 0, 3.7 mm



0 dB = 149.3 = 43.48 dB

Test Laboratory: Sporton International Inc. SAR/HAC Testing Lab Date: 2022/12/14

14_HAC T-Coil_LTE Band 41_HPUE_20M_16QAM_1RB_0Offset_Ch40620(Z)

Communication System: UID 0, LTE-HPUE (0); Frequency: 2593 MHz;Duty Cycle: 1:2.33
Medium: Air Medium parameters used: $\sigma = 0$ S/m, $\varepsilon_r = 1$; $\rho = 0$ kg/m^3
Ambient Temperature：23.3 °C;

DASY5 Configuration:
- Probe: AM1DV3 - 3093; Calibrated: 2022/1/26
- Sensor-Surface: 0mm (Fix Surface)
- Electronics: DAE4 Sn1650; Calibrated: 2022/8/5
- Phantom: HAC Test Arch with AMCC; Type: SD HAC P01 BA
- Measurement SW: DASY52, Version 52.10 (4); SEMCAD X Version 14.6.14 (7501)

Ch40620/z (axial) 4.2mm 50 x 50/ABM SNR(x,y,z) (13x13x1): Measurement grid: dx=10mm, dy=10mm
ABM1/ABM2 = 38.16 dB
ABM1 comp = 2.14 dBA/m
Location: 4.2, -8.3, 3.7 mm



0 dB = 80.86 = 38.16 dB

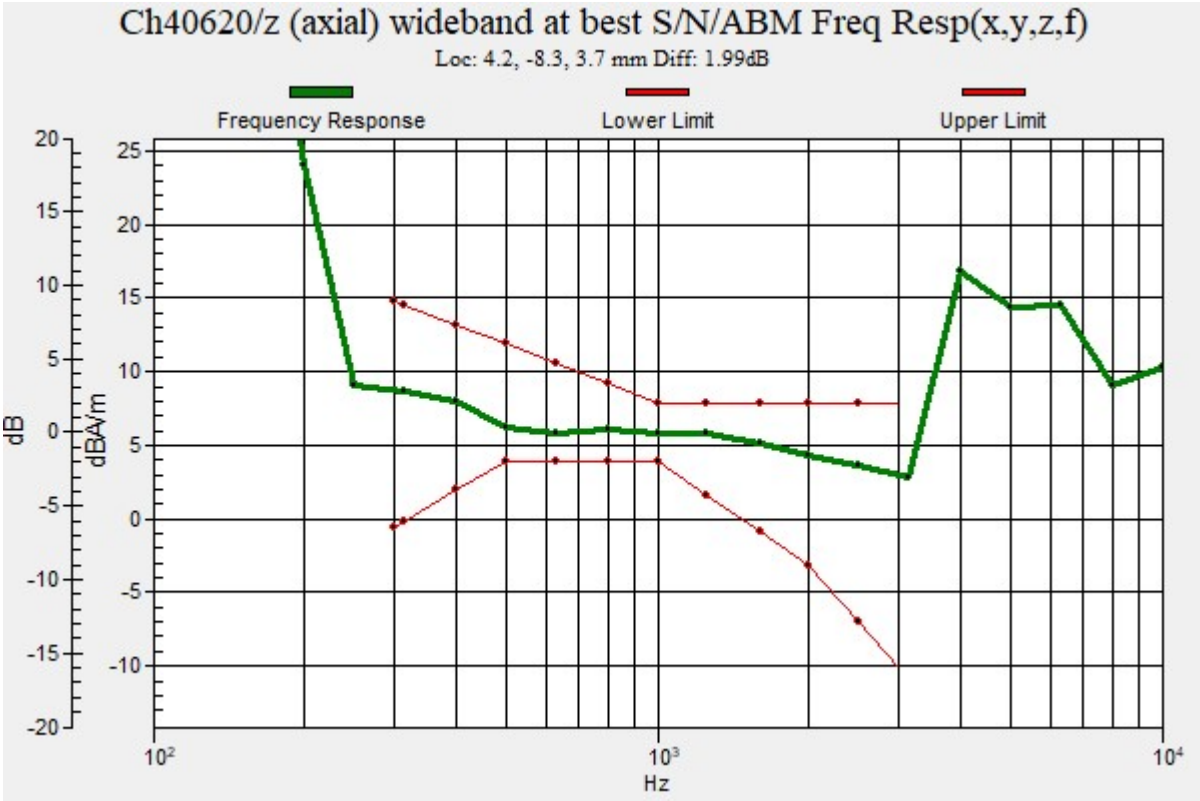
Ch40620/z (axial) wideband at best S/N/ABM Freq Resp(x,y,z,f)
Loc: 4.2, -8.3, 3.7 mm Diff: 1.99dB
Frequency Response
Lower Limit
Upper Limit
dB
dBA/m
Hz

Test Laboratory: Sporton International Inc. SAR/HAC Testing Lab Date: 2022/12/14

14_HAC T-Coil_LTE Band 41_HPUE_20M_16QAM_1RB_0Offset_Ch40620(Y)

Communication System: UID 0, LTE-HPUE (0); Frequency: 2593 MHz;Duty Cycle: 1:2.33
Medium: Air Medium parameters used: $\sigma = 0$ S/m, $\varepsilon_r = 1$; $\rho = 0$ kg/m^3
Ambient Temperature：23.3 °C;

DASY5 Configuration:
- Probe: AM1DV3 - 3093; Calibrated: 2022/1/26
- Sensor-Surface: 0mm (Fix Surface)
- Electronics: DAE4 Sn1650; Calibrated: 2022/8/5
- Phantom: HAC Test Arch with AMCC; Type: SD HAC P01 BA
- Measurement SW: DASY52, Version 52.10 (4); SEMCAD X Version 14.6.14 (7501)

Ch40620/y (transversal) 4.2mm 50 x 50/ABM SNR(x,y,z) (13x13x1): Measurement grid: dx=10mm, dy=10mm
ABM1/ABM2 = 43.85 dB
ABM1 comp = -1.47 dBA/m
Location: 4.2, 0, 3.7 mm

0 dB = 155.8 = 43.85 dB

15_HAC T-Coil_LTE Band 48_20M_16QAM_1RB_0Offset_Ch55830(Z)

Communication System: UID 0, LTE-TDD (0); Frequency: 3609 MHz;Duty Cycle: 1:1.59
Medium: Air Medium parameters used: $\sigma = 0$ S/m, $\varepsilon_r = 1$; $\rho = 0$ kg/m^3
Ambient Temperature：23.3 °C;

DASY5 Configuration:
- Probe: AM1DV3 - 3093; Calibrated: 2022/1/26
- Sensor-Surface: 0mm (Fix Surface)
- Electronics: DAE4 Sn1650; Calibrated: 2022/8/5
- Phantom: HAC Test Arch with AMCC; Type: SD HAC P01 BA
- Measurement SW: DASY52, Version 52.10 (4); SEMCAD X Version 14.6.14 (7501)

Ch55830/z (axial) 4.2mm 50 x 50/ABM SNR(x,y,z) (13x13x1): Measurement grid: dx=10mm, dy=10mm
ABM1/ABM2 = 29.03 dB
ABM1 comp = 6.07 dBA/m
Location: 4.2, -8.3, 3.7 mm



0 dB = 28.29 = 29.03 dB

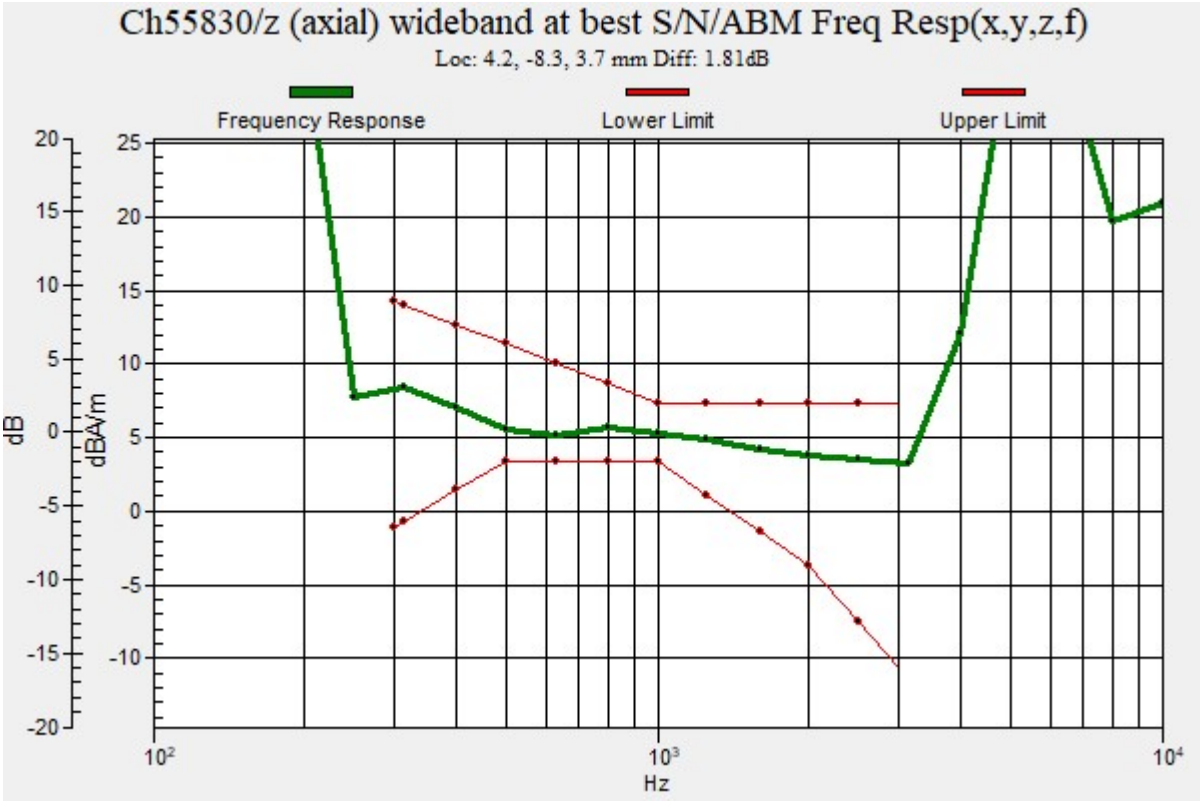
Ch55830/z (axial) wideband at best S/N/ABM Freq Resp(x,y,z,f)
Loc: 4.2, -8.3, 3.7 mm Diff: 1.81dB
Frequency Response
Lower Limit
Upper Limit
dB
dBA/m
Hz

15_HAC T-Coil_LTE Band 48_20M_16QAM_1RB_0Offset_Ch55830(Y)

Communication System: UID 0, LTE-TDD (0); Frequency: 3609 MHz;Duty Cycle: 1:1.59
Medium: Air Medium parameters used: $\sigma = 0$ S/m, $\varepsilon_r = 1$; $\rho = 0$ kg/m^3
Ambient Temperature：23.3 °C;

DASY5 Configuration:
- Probe: AM1DV3 - 3093; Calibrated: 2022/1/26
- Sensor-Surface: 0mm (Fix Surface)
- Electronics: DAE4 Sn1650; Calibrated: 2022/8/5
- Phantom: HAC Test Arch with AMCC; Type: SD HAC P01 BA
- Measurement SW: DASY52, Version 52.10 (4); SEMCAD X Version 14.6.14 (7501)

Ch55830/y (transversal) 4.2mm 50 x 50/ABM SNR(x,y,z) (13x13x1): Measurement grid: dx=10mm, dy=10mm
ABM1/ABM2 = 31.49 dB
ABM1 comp = -7.58 dBA/m
Location: 0, 0, 3.7 mm



0 dB = 37.52 = 31.49 dB

16_HAC T-Coil_WLAN2.4G_802.11b 1Mbps_Ch6(Z)

Communication System: UID 0, WLAN2.4GHz (0); Frequency: 2437 MHz;Duty Cycle: 1:1
Medium: Air Medium parameters used: $\sigma = 0$ S/m, $\varepsilon_r = 1$; $\rho = 0$ kg/m^3
Ambient Temperature：23.3 °C;

DASY5 Configuration:
- Probe: AM1DV3 - 3093; Calibrated: 2022/1/26
- Sensor-Surface: 0mm (Fix Surface)
- Electronics: DAE4 Sn1650; Calibrated: 2022/8/5
- Phantom: HAC Test Arch with AMCC; Type: SD HAC P01 BA
- Measurement SW: DASY52, Version 52.10 (4); SEMCAD X Version 14.6.14 (7501)

Ch6/z (axial) 4.2mm 50 x 50/ABM SNR(x,y,z) (13x13x1): Measurement grid: dx=10mm, dy=10mm
ABM1/ABM2 = 42.03 dB
ABM1 comp = 1.21 dBA/m
Location: 4.2, -12.5, 3.7 mm



0 dB = 126.3 = 42.03 dB

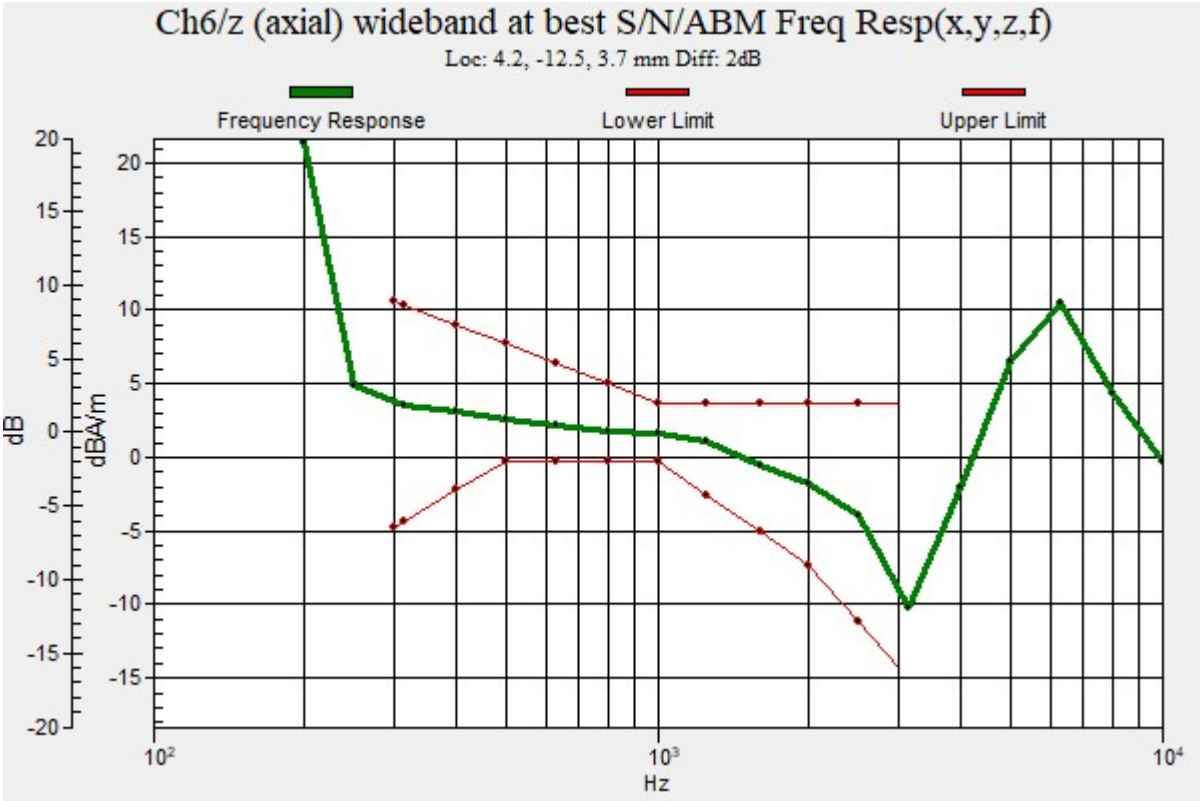
Ch6/z (axial) wideband at best S/N/ABM Freq Resp(x,y,z,f)
Loc: 4.2, -12.5, 3.7 mm Diff: 2dB
Frequency Response
Lower Limit
Upper Limit
dB
dBA/m
20
15
10
5
0
-5
-10
-15
-20
10^2
10^3
10^4
Hz

Test Laboratory: Sporton International Inc. SAR/HAC Testing Lab Date: 2022/12/14

16_HAC T-Coil_WLAN2.4G_802.11b 1Mbps_Ch6(Y)

Communication System: UID 0, WLAN2.4GHz (0); Frequency: 2437 MHz;Duty Cycle: 1:1
Medium: Air Medium parameters used: $\sigma = 0$ S/m, $\varepsilon_r = 1$; $\rho = 0$ kg/m^3
Ambient Temperature：23.3 °C;

DASY5 Configuration:
- Probe: AM1DV3 - 3093; Calibrated: 2022/1/26
- Sensor-Surface: 0mm (Fix Surface)
- Electronics: DAE4 Sn1650; Calibrated: 2022/8/5
- Phantom: HAC Test Arch with AMCC; Type: SD HAC P01 BA
- Measurement SW: DASY52, Version 52.10 (4); SEMCAD X Version 14.6.14 (7501)

Ch6/y (transversal) 4.2mm 50 x 50/ABM SNR(x,y,z) (13x13x1): Measurement grid: dx=10mm, dy=10mm
ABM1/ABM2 = 31.57 dB
ABM1 comp = -12.71 dBA/m
Location: 0, 0, 3.7 mm



0 dB = 37.87 = 31.57 dB

Test Laboratory: Sporton International Inc. SAR/HAC Testing Lab Date: 2023/1/5

17_HAC T-Coil_WLAN 5GHz_802.11a 6Mbps_Ch40(Z)

Communication System: UID 0, WLAN5GHz (0); Frequency: 5200 MHz;Duty Cycle: 1:1
Medium: Air Medium parameters used: $\sigma = 0$ S/m, $\varepsilon_r = 1$; $\rho = 0$ kg/m^3
Ambient Temperature：23.3 °C;

DASY5 Configuration:
- Probe: AM1DV3 - 3093; Calibrated: 2022/1/26
- Sensor-Surface: 0mm (Fix Surface)
- Electronics: DAE4 Sn1650; Calibrated: 2022/8/5
- Phantom: HAC Test Arch with AMCC; Type: SD HAC P01 BA
- Measurement SW: DASY52, Version 52.10 (4); SEMCAD X Version 14.6.14 (7501)

Ch40/z (axial) 4.2mm 50 x 50/ABM SNR(x,y,z) (13x13x1): Measurement grid: dx=10mm, dy=10mm
ABM1/ABM2 = 37.62 dB
ABM1 comp = -6.84 dBA/m
Location: 0, -8.3, 3.7 mm



0 dB = 76.02 = 37.62 dB

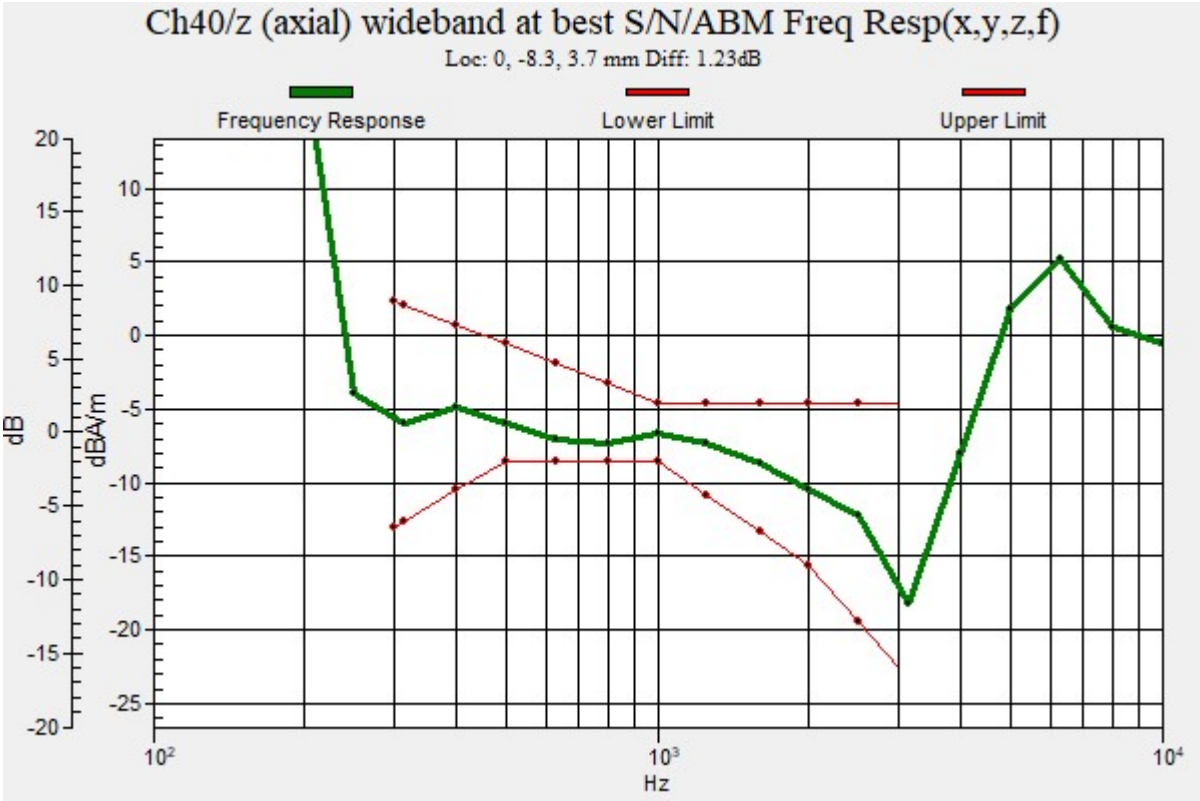
Ch40/z (axial) wideband at best S/N/ABM Freq Resp(x,y,z,f)
Loc: 0, -8.3, 3.7 mm Diff: 1.23dB
Frequency Response
Lower Limit
Upper Limit
dB
dBA/m
Hz

Test Laboratory: Sporton International Inc. SAR/HAC Testing Lab Date: 2023/1/5

17_HAC T-Coil_WLAN 5GHz_802.11a 6Mbps_Ch40(Y)

Communication System: UID 0, WLAN5GHz (0); Frequency: 5200 MHz;Duty Cycle: 1:1
Medium: Air Medium parameters used: $\sigma = 0$ S/m, $\varepsilon_r = 1$; $\rho = 0$ kg/m^3
Ambient Temperature：23.3 °C;

DASY5 Configuration:
- Probe: AM1DV3 - 3093; Calibrated: 2022/1/26
- Sensor-Surface: 0mm (Fix Surface)
- Electronics: DAE4 Sn1650; Calibrated: 2022/8/5
- Phantom: HAC Test Arch with AMCC; Type: SD HAC P01 BA
- Measurement SW: DASY52, Version 52.10 (4); SEMCAD X Version 14.6.14 (7501)

Ch40/y (transversal) 4.2mm 50 x 50/ABM SNR(x,y,z) (13x13x1): Measurement grid: dx=10mm, dy=10mm
ABM1/ABM2 = 33.24 dB
ABM1 comp = -11.72 dBA/m
Location: 0, -4.2, 3.7 mm



0 dB = 45.93 = 33.24 dB

Test Laboratory: Sporton International Inc. SAR/HAC Testing Lab Date: 2023/1/5

18_HAC T-Coil_WLAN 5GHz_802.11a 6Mbps_Ch60(Z)

Communication System: UID 0, WLAN5GHz (0); Frequency: 5300 MHz;Duty Cycle: 1:1
Medium: Air Medium parameters used: $\sigma = 0$ S/m, $\varepsilon_r = 1$; $\rho = 0$ kg/m^3
Ambient Temperature：23.3 °C;

DASY5 Configuration:
- Probe: AM1DV3 - 3093; Calibrated: 2022/1/26
- Sensor-Surface: 0mm (Fix Surface)
- Electronics: DAE4 Sn1650; Calibrated: 2022/8/5
- Phantom: HAC Test Arch with AMCC; Type: SD HAC P01 BA
- Measurement SW: DASY52, Version 52.10 (4); SEMCAD X Version 14.6.14 (7501)

Ch60/z (axial) 4.2mm 50 x 50/ABM SNR(x,y,z) (13x13x1): Measurement grid: dx=10mm, dy=10mm
ABM1/ABM2 = 38.23 dB
ABM1 comp = -7.40 dBA/m
Location: 0, -12.5, 3.7 mm



0 dB = 81.60 = 38.23 dB

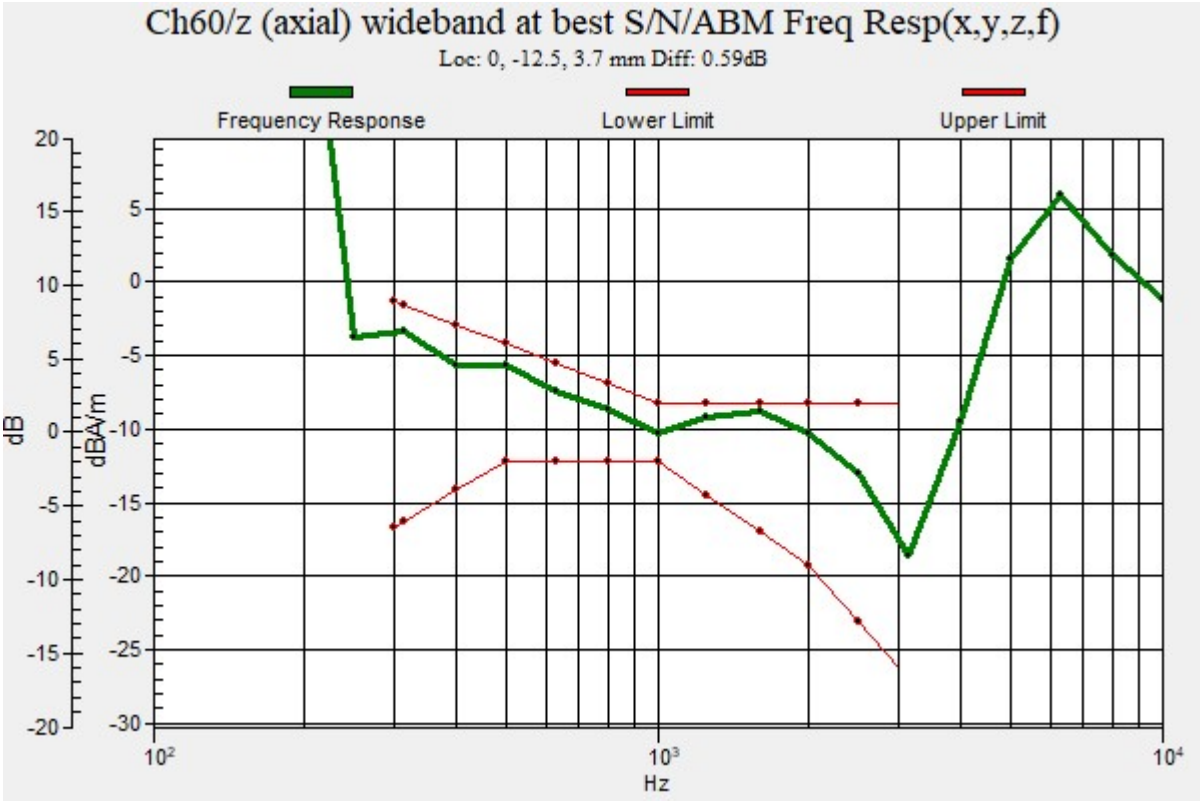
Ch60/z (axial) wideband at best S/N/ABM Freq Resp(x,y,z,f)
Loc: 0, -12.5, 3.7 mm Diff: 0.59dB
Frequency Response
Lower Limit
Upper Limit
dB
dBA/m
Hz

18_HAC T-Coil_WLAN 5GHz_802.11a 6Mbps_Ch60(Y)

Communication System: UID 0, WLAN5GHz (0); Frequency: 5300 MHz;Duty Cycle: 1:1
Medium: Air Medium parameters used: $\sigma = 0$ S/m, $\varepsilon_r = 1$; $\rho = 0$ kg/m^3
Ambient Temperature：23.3 °C;

DASY5 Configuration:
- Probe: AM1DV3 - 3093; Calibrated: 2022/1/26
- Sensor-Surface: 0mm (Fix Surface)
- Electronics: DAE4 Sn1650; Calibrated: 2022/8/5
- Phantom: HAC Test Arch with AMCC; Type: SD HAC P01 BA
- Measurement SW: DASY52, Version 52.10 (4); SEMCAD X Version 14.6.14 (7501)

Ch60/y (transversal) 4.2mm 50 x 50/ABM SNR(x,y,z) (13x13x1): Measurement grid: dx=10mm, dy=10mm
ABM1/ABM2 = 34.06 dB
ABM1 comp = -12.74 dBA/m
Location: 0, 0, 3.7 mm



0 dB = 50.46 = 34.06 dB

Test Laboratory: Sporton International Inc. SAR/HAC Testing Lab Date: 2023/1/5

19_HAC T-Coil_WLAN 5GHz_802.11a 6Mbps_Ch116(Z)

Communication System: UID 0, WLAN5GHz (0); Frequency: 5580 MHz;Duty Cycle: 1:1
Medium: Air Medium parameters used: $\sigma = 0$ S/m, $\varepsilon_r = 1$; $\rho = 0$ kg/m^3
Ambient Temperature：23.3 °C;

DASY5 Configuration:
- Probe: AM1DV3 - 3093; Calibrated: 2022/1/26
- Sensor-Surface: 0mm (Fix Surface)
- Electronics: DAE4 Sn1650; Calibrated: 2022/8/5
- Phantom: HAC Test Arch with AMCC; Type: SD HAC P01 BA
- Measurement SW: DASY52, Version 52.10 (4); SEMCAD X Version 14.6.14 (7501)

Ch116/z (axial) 4.2mm 50 x 50/ABM SNR(x,y,z) (13x13x1): Measurement grid: dx=10mm, dy=10mm
ABM1/ABM2 = 38.70 dB
ABM1 comp = -3.06 dBA/m
Location: 4.2, -12.5, 3.7 mm



0 dB = 86.14 = 38.70 dB

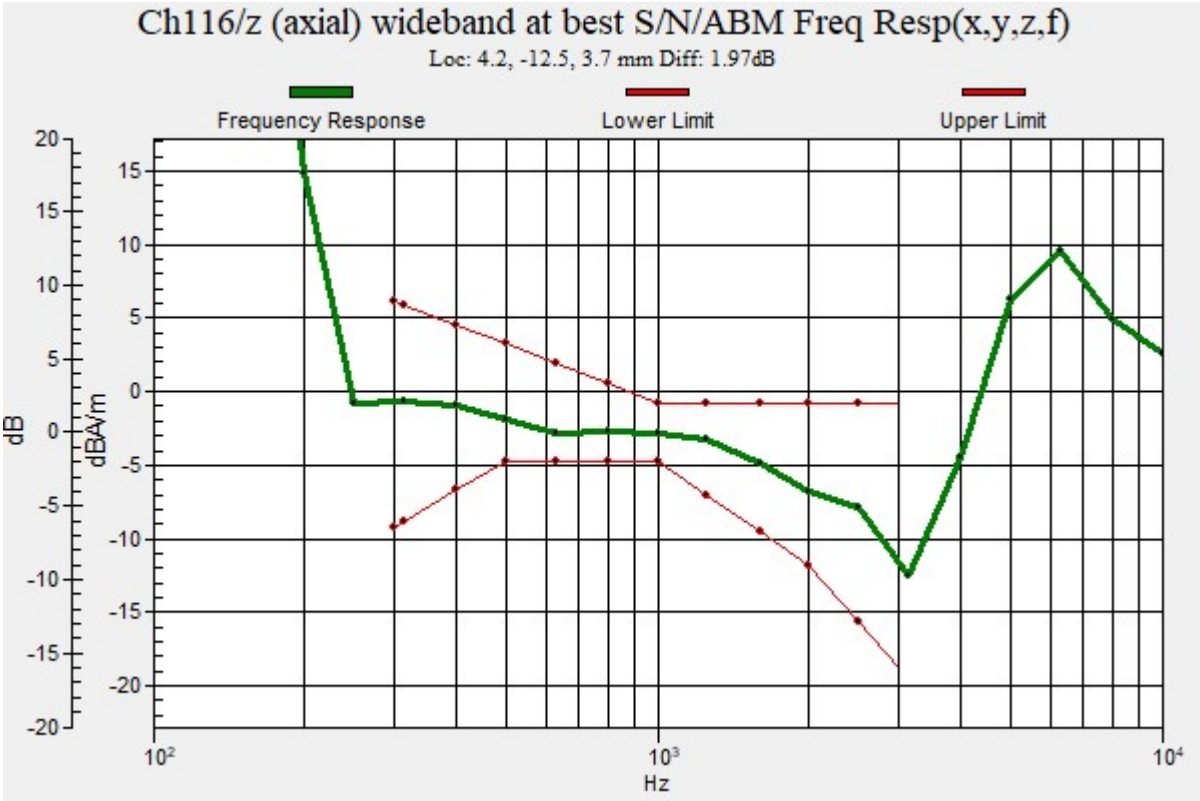
Ch116/z (axial) wideband at best S/N/ABM Freq Resp(x,y,z,f)
Loc: 4.2, -12.5, 3.7 mm Diff: 1.97dB
Frequency Response
Lower Limit
Upper Limit
dB
dBA/m
Hz

Test Laboratory: Sporton International Inc. SAR/HAC Testing Lab Date: 2023/1/5

19_HAC T-Coil_WLAN 5GHz_802.11a 6Mbps_Ch116(Y)

Communication System: UID 0, WLAN5GHz (0); Frequency: 5580 MHz;Duty Cycle: 1:1
Medium: Air Medium parameters used: $\sigma = 0$ S/m, $\varepsilon_r = 1$; $\rho = 0$ kg/m^3
Ambient Temperature：23.3 °C;

DASY5 Configuration:
- Probe: AM1DV3 - 3093; Calibrated: 2022/1/26
- Sensor-Surface: 0mm (Fix Surface)
- Electronics: DAE4 Sn1650; Calibrated: 2022/8/5
- Phantom: HAC Test Arch with AMCC; Type: SD HAC P01 BA
- Measurement SW: DASY52, Version 52.10 (4); SEMCAD X Version 14.6.14 (7501)

Ch116/y (transversal) 4.2mm 50 x 50/ABM SNR(x,y,z) (13x13x1): Measurement grid: dx=10mm, dy=10mm
ABM1/ABM2 = 33.82 dB
ABM1 comp = -10.58 dBA/m
Location: 4.2, 0, 3.7 mm



0 dB = 49.10 = 33.82 dB

Test Laboratory: Sporton International Inc. SAR/HAC Testing Lab Date: 2023/1/5

20_HAC T-Coil_WLAN 5GHz_802.11a 6Mbps_Ch157(Z)

Communication System: UID 0, WLAN5GHz (0); Frequency: 5785 MHz;Duty Cycle: 1:1
Medium: Air Medium parameters used: $\sigma = 0$ S/m, $\varepsilon_r = 1$; $\rho = 0$ kg/m^3
Ambient Temperature：23.3 °C;

DASY5 Configuration:
- Probe: AM1DV3 - 3093; Calibrated: 2022/1/26
- Sensor-Surface: 0mm (Fix Surface)
- Electronics: DAE4 Sn1650; Calibrated: 2022/8/5
- Phantom: HAC Test Arch with AMCC; Type: SD HAC P01 BA
- Measurement SW: DASY52, Version 52.10 (4); SEMCAD X Version 14.6.14 (7501)

Ch157/z (axial) 4.2mm 50 x 50/ABM SNR(x,y,z) (13x13x1): Measurement grid: dx=10mm, dy=10mm
ABM1/ABM2 = 39.26 dB
ABM1 comp = -6.89 dBA/m
Location: 0, -12.5, 3.7 mm



0 dB = 91.82 = 39.26 dB

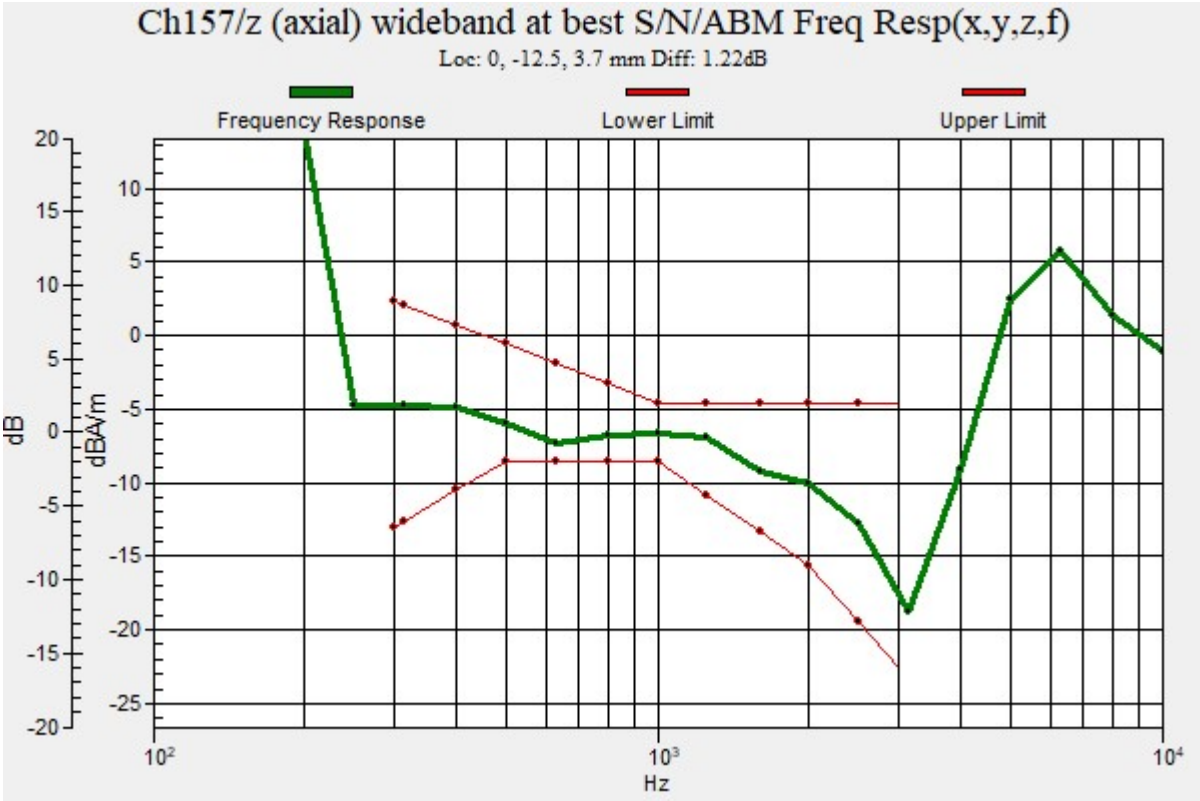
Ch157/z (axial) wideband at best S/N/ABM Freq Resp(x,y,z,f)
Loc: 0, -12.5, 3.7 mm Diff: 1.22dB
Frequency Response
Lower Limit
Upper Limit
dB
dBA/m
Hz

Test Laboratory: Sporton International Inc. SAR/HAC Testing Lab Date: 2023/1/5

20_HAC T-Coil_WLAN 5GHz_802.11a 6Mbps_Ch157(Y)

Communication System: UID 0, WLAN5GHz (0); Frequency: 5785 MHz;Duty Cycle: 1:1
Medium: Air Medium parameters used: $\sigma = 0$ S/m, $\varepsilon_r = 1$; $\rho = 0$ kg/m^3
Ambient Temperature：23.3 °C;

DASY5 Configuration:
- Probe: AM1DV3 - 3093; Calibrated: 2022/1/26
- Sensor-Surface: 0mm (Fix Surface)
- Electronics: DAE4 Sn1650; Calibrated: 2022/8/5
- Phantom: HAC Test Arch with AMCC; Type: SD HAC P01 BA
- Measurement SW: DASY52, Version 52.10 (4); SEMCAD X Version 14.6.14 (7501)

Ch157/y (transversal) 4.2mm 50 x 50/ABM SNR(x,y,z) (13x13x1): Measurement grid: dx=10mm, dy=10mm
ABM1/ABM2 = 32.85 dB
ABM1 comp = -10.62 dBA/m
Location: 4.2, 0, 3.7 mm



0 dB = 43.88 = 32.85 dB