11_HAC T-Coil_LTE Band 66_20M_16QAM_1RB_0Offset_Ch132322(Y)

Communication System: UID 0, LTE-FDD (0); Frequency: 1745 MHz;Duty Cycle: 1:1
Medium: Air Medium parameters used: $\sigma = 0$ S/m, $\varepsilon_r = 1$; $\rho = 0$ kg/m^3
Ambient Temperature：23.3 °C;

DASY5 Configuration:
- Probe: AM1DV3 - 3093; Calibrated: 2022/1/26
- Sensor-Surface: 0mm (Fix Surface)
- Electronics: DAE4 Sn1650; Calibrated: 2022/8/5
- Phantom: HAC Test Arch with AMCC; Type: SD HAC P01 BA
- Measurement SW: DASY52, Version 52.10 (4); SEMCAD X Version 14.6.14 (7501)

Ch132322/y (transversal) 4.2mm 50 x 50/ABM SNR(x,y,z) (13x13x1): Measurement grid: dx=10mm, dy=10mm
ABM1/ABM2 = 34.32 dB
ABM1 comp = -13.37 dBA/m
Location: 0, 0, 3.7 mm



0 dB = 52.01 = 34.32 dB

12_HAC T-Coil_LTE Band 25_20M_16QAM_1RB_0Offset_Ch26340(Z)

Communication System: UID 0, LTE-FDD (0); Frequency: 1880 MHz;Duty Cycle: 1:1
Medium: Air Medium parameters used: $\sigma = 0$ S/m, $\varepsilon_r = 1$; $\rho = 0$ kg/m^3
Ambient Temperature：23.3 °C;

DASY5 Configuration:
- Probe: AM1DV3 - 3093; Calibrated: 2022/1/26
- Sensor-Surface: 0mm (Fix Surface)
- Electronics: DAE4 Sn1650; Calibrated: 2022/8/5
- Phantom: HAC Test Arch with AMCC; Type: SD HAC P01 BA
- Measurement SW: DASY52, Version 52.10 (4); SEMCAD X Version 14.6.14 (7501)

Ch26340/z (axial) 4.2mm 50 x 50/ABM SNR(x,y,z) (13x13x1): Measurement grid: dx=10mm, dy=10mm
ABM1/ABM2 = 39.09 dB
ABM1 comp = -3.96 dBA/m
Location: 4.2, -12.5, 3.7 mm



0 dB = 90.03 = 39.09 dB

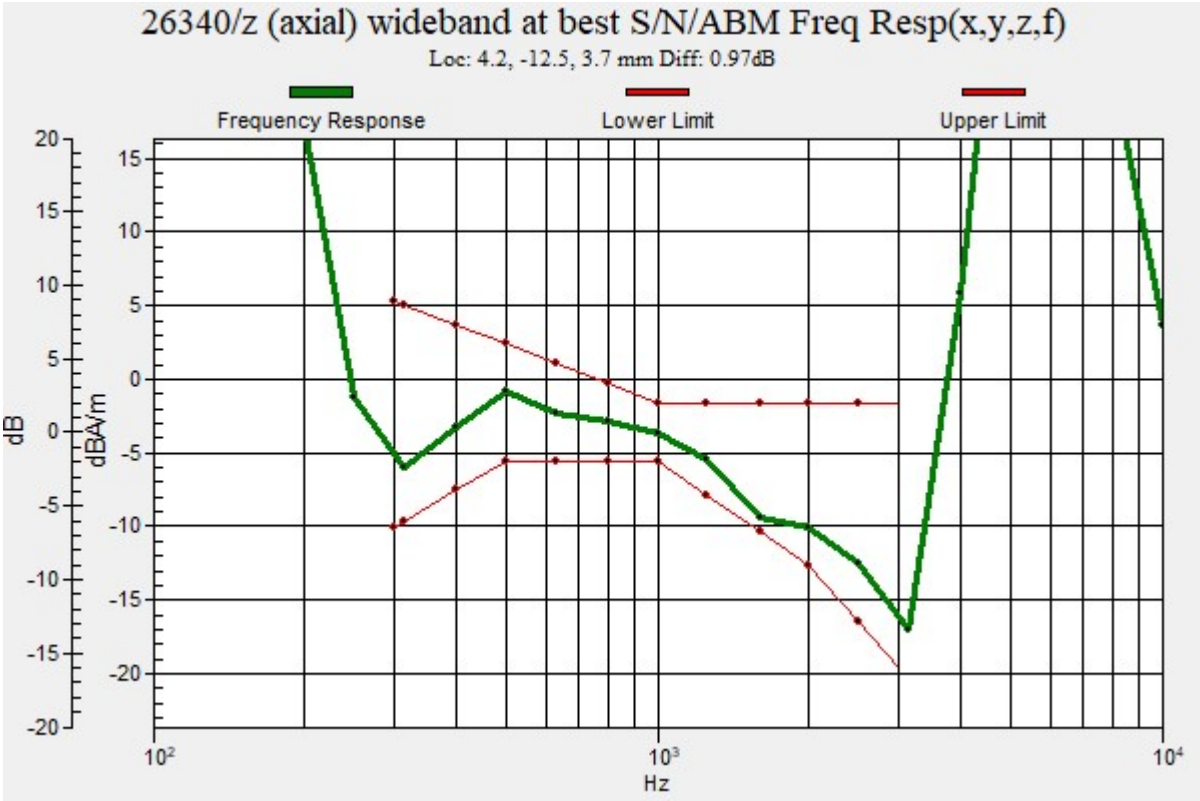
26340/z (axial) wideband at best S/N/ABM Freq Resp(x,y,z,f)
Loc: 4.2, -12.5, 3.7 mm Diff: 0.97dB
Frequency Response
Lower Limit
Upper Limit
dB
dBA/m
Hz

12_HAC T-Coil_LTE Band 25_20M_16QAM_1RB_0Offset_Ch26340(Y)

Communication System: UID 0, LTE-FDD (0); Frequency: 1880 MHz;Duty Cycle: 1:1
Medium: Air Medium parameters used: $\sigma = 0$ S/m, $\varepsilon_r = 1$; $\rho = 0$ kg/m^3
Ambient Temperature：23.3 °C;

DASY5 Configuration:
- Probe: AM1DV3 - 3093; Calibrated: 2022/1/26
- Sensor-Surface: 0mm (Fix Surface)
- Electronics: DAE4 Sn1650; Calibrated: 2022/8/5
- Phantom: HAC Test Arch with AMCC; Type: SD HAC P01 BA
- Measurement SW: DASY52, Version 52.10 (4); SEMCAD X Version 14.6.14 (7501)

Ch26340/y (transversal) 4.2mm 50 x 50/ABM SNR(x,y,z) (13x13x1): Measurement grid: dx=10mm, dy=10mm
ABM1/ABM2 = 35.84 dB
ABM1 comp = -13.14 dBA/m
Location: 0, -4.2, 3.7 mm



0 dB = 61.92 = 35.84 dB

Test Laboratory: Sporton International Inc. SAR/HAC Testing Lab Date: 2023/1/3

13_HAC T-Coil_LTE Band 30_10M_16QAM_1RB_0Offset_Ch27710(Z)

Communication System: UID 0, LTE-FDD (0); Frequency: 2310 MHz;Duty Cycle: 1:1
Medium: Air Medium parameters used: $\sigma = 0$ S/m, $\varepsilon_r = 1$; $\rho = 0$ kg/m^3
Ambient Temperature：23.3 °C;

DASY5 Configuration:
- Probe: AM1DV3 - 3093; Calibrated: 2022/1/26
- Sensor-Surface: 0mm (Fix Surface)
- Electronics: DAE4 Sn1650; Calibrated: 2022/8/5
- Phantom: HAC Test Arch with AMCC; Type: SD HAC P01 BA
- Measurement SW: DASY52, Version 52.10 (4); SEMCAD X Version 14.6.14 (7501)

Ch27710/z (axial) 4.2mm 50 x 50/ABM SNR(x,y,z) (13x13x1): Measurement grid: dx=10mm, dy=10mm
ABM1/ABM2 = 41.46 dB
ABM1 comp = -2.93 dBA/m
Location: 4.2, -8.3, 3.7 mm



0 dB = 118.3 = 41.46 dB

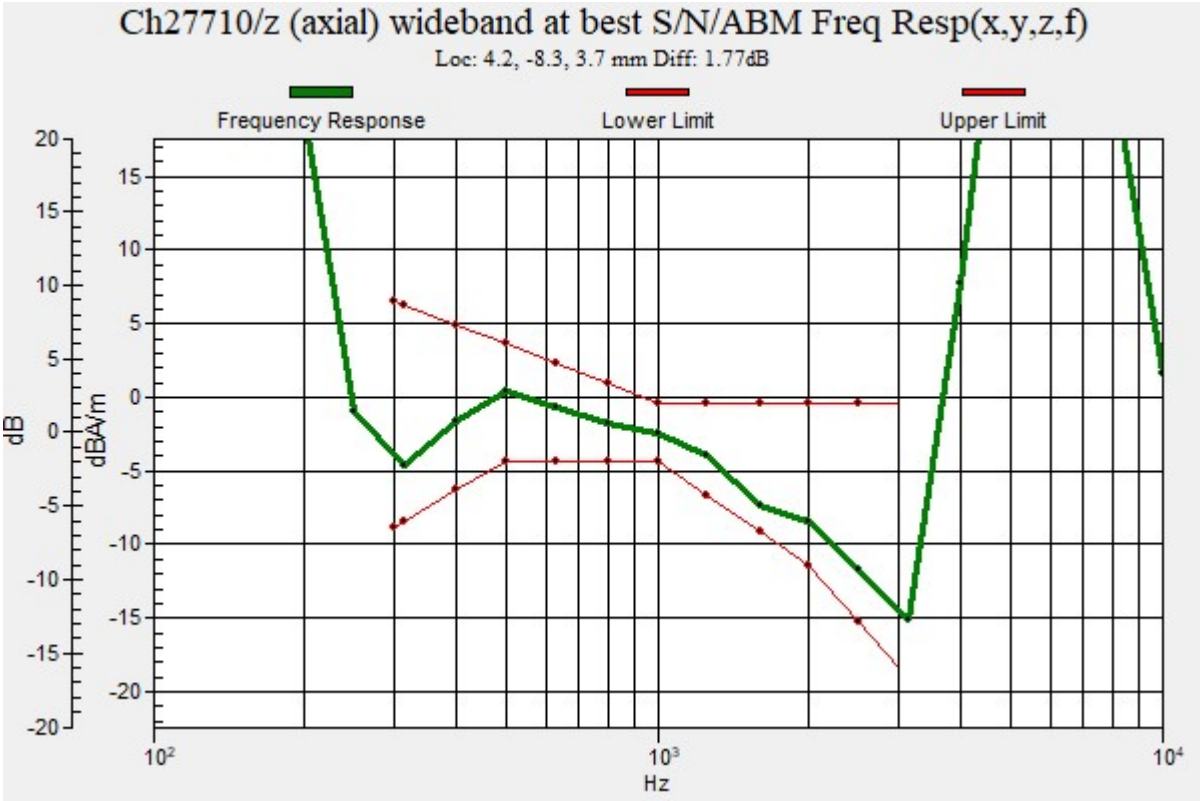
Ch27710/z (axial) wideband at best S/N/ABM Freq Resp(x,y,z,f)
Loc: 4.2, -8.3, 3.7 mm Diff: 1.77dB
Frequency Response
Lower Limit
Upper Limit
dB
dBA/m
Hz

13_HAC T-Coil_LTE Band 30_10M_16QAM_1RB_0Offset_Ch27710(Y)

Communication System: UID 0, LTE-FDD (0); Frequency: 2310 MHz;Duty Cycle: 1:1
Medium: Air Medium parameters used: $\sigma = 0$ S/m, $\varepsilon_r = 1$; $\rho = 0$ kg/m^3
Ambient Temperature：23.3 °C;

DASY5 Configuration:
- Probe: AM1DV3 - 3093; Calibrated: 2022/1/26
- Sensor-Surface: 0mm (Fix Surface)
- Electronics: DAE4 Sn1650; Calibrated: 2022/8/5
- Phantom: HAC Test Arch with AMCC; Type: SD HAC P01 BA
- Measurement SW: DASY52, Version 52.10 (4); SEMCAD X Version 14.6.14 (7501)

Ch27710/y (transversal) 4.2mm 50 x 50/ABM SNR(x,y,z) (13x13x1): Measurement grid: dx=10mm, dy=10mm
ABM1/ABM2 = 37.16 dB
ABM1 comp = -10.80 dBA/m
Location: 4.2, 0, 3.7 mm



0 dB = 72.08 = 37.16 dB

14_HAC T-Coil_LTE Band 7_20M_16QAM_1RB_0Offset_Ch21100(Z)

Communication System: UID 0, LTE-FDD (0); Frequency: 2535 MHz;Duty Cycle: 1:1
Medium: Air Medium parameters used: $\sigma = 0$ S/m, $\varepsilon_r = 1$; $\rho = 0$ kg/m^3
Ambient Temperature：23.3 °C;

DASY5 Configuration:
- Probe: AM1DV3 - 3093; Calibrated: 2022/1/26
- Sensor-Surface: 0mm (Fix Surface)
- Electronics: DAE4 Sn1650; Calibrated: 2022/8/5
- Phantom: HAC Test Arch with AMCC; Type: SD HAC P01 BA
- Measurement SW: DASY52, Version 52.10 (4); SEMCAD X Version 14.6.14 (7501)

Ch21100/z (axial) 4.2mm 50 x 50/ABM SNR(x,y,z) (13x13x1): Measurement grid: dx=10mm, dy=10mm
ABM1/ABM2 = 40.26 dB
ABM1 comp = -2.41 dBA/m
Location: 4.2, -8.3, 3.7 mm



0 dB = 103.1 = 40.26 dB

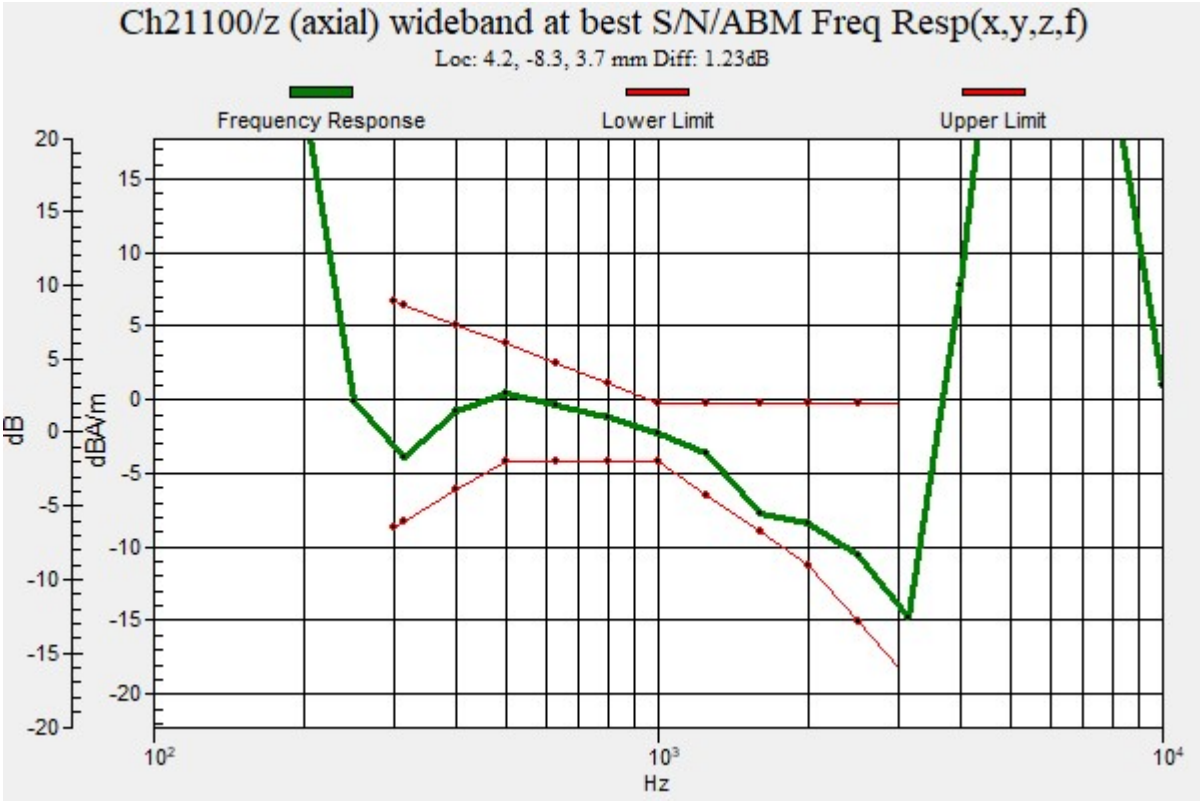
Ch21100/z (axial) wideband at best S/N/ABM Freq Resp(x,y,z,f)
Loc: 4.2, -8.3, 3.7 mm Diff: 1.23dB
Frequency Response
Lower Limit
Upper Limit
dB
dBA/m
Hz

14_HAC T-Coil_LTE Band 7_20M_16QAM_1RB_0Offset_Ch21100(Y)

Communication System: UID 0, LTE-FDD (0); Frequency: 2535 MHz;Duty Cycle: 1:1
Medium: Air Medium parameters used: $\sigma = 0$ S/m, $\varepsilon_r = 1$; $\rho = 0$ kg/m^3
Ambient Temperature：23.3 °C;

DASY5 Configuration:
- Probe: AM1DV3 - 3093; Calibrated: 2022/1/26
- Sensor-Surface: 0mm (Fix Surface)
- Electronics: DAE4 Sn1650; Calibrated: 2022/8/5
- Phantom: HAC Test Arch with AMCC; Type: SD HAC P01 BA
- Measurement SW: DASY52, Version 52.10 (4); SEMCAD X Version 14.6.14 (7501)

Ch21100/y (transversal) 4.2mm 50 x 50/ABM SNR(x,y,z) (13x13x1): Measurement grid: dx=10mm, dy=10mm
ABM1/ABM2 = 36.76 dB
ABM1 comp = -13.22 dBA/m
Location: 0, -4.2, 3.7 mm



0 dB = 68.85 = 36.76 dB

Test Laboratory: Sporton International Inc. SAR/HAC Testing Lab Date: 2023/1/3

15_HAC T-Coil_LTE Band 41_20M_16QAM_1RB_0Offset_Ch40620(Z)

Communication System: UID 0, LTE-HPUE (0); Frequency: 2593 MHz;Duty Cycle: 1:2.33
Medium: Air Medium parameters used: $\sigma = 0$ S/m, $\varepsilon_r = 1$; $\rho = 0$ kg/m^3
Ambient Temperature：23.3 °C;

DASY5 Configuration:
- Probe: AM1DV3 - 3093; Calibrated: 2022/1/26
- Sensor-Surface: 0mm (Fix Surface)
- Electronics: DAE4 Sn1650; Calibrated: 2022/8/5
- Phantom: HAC Test Arch with AMCC; Type: SD HAC P01 BA
- Measurement SW: DASY52, Version 52.10 (4); SEMCAD X Version 14.6.14 (7501)

Ch40620/z (axial) 4.2mm 50 x 50/ABM SNR(x,y,z) (13x13x1): Measurement grid: dx=10mm, dy=10mm
ABM1/ABM2 = 34.91 dB
ABM1 comp = -6.42 dBA/m
Location: 8.3, -16.7, 3.7 mm



0 dB = 55.63 = 34.91 dB

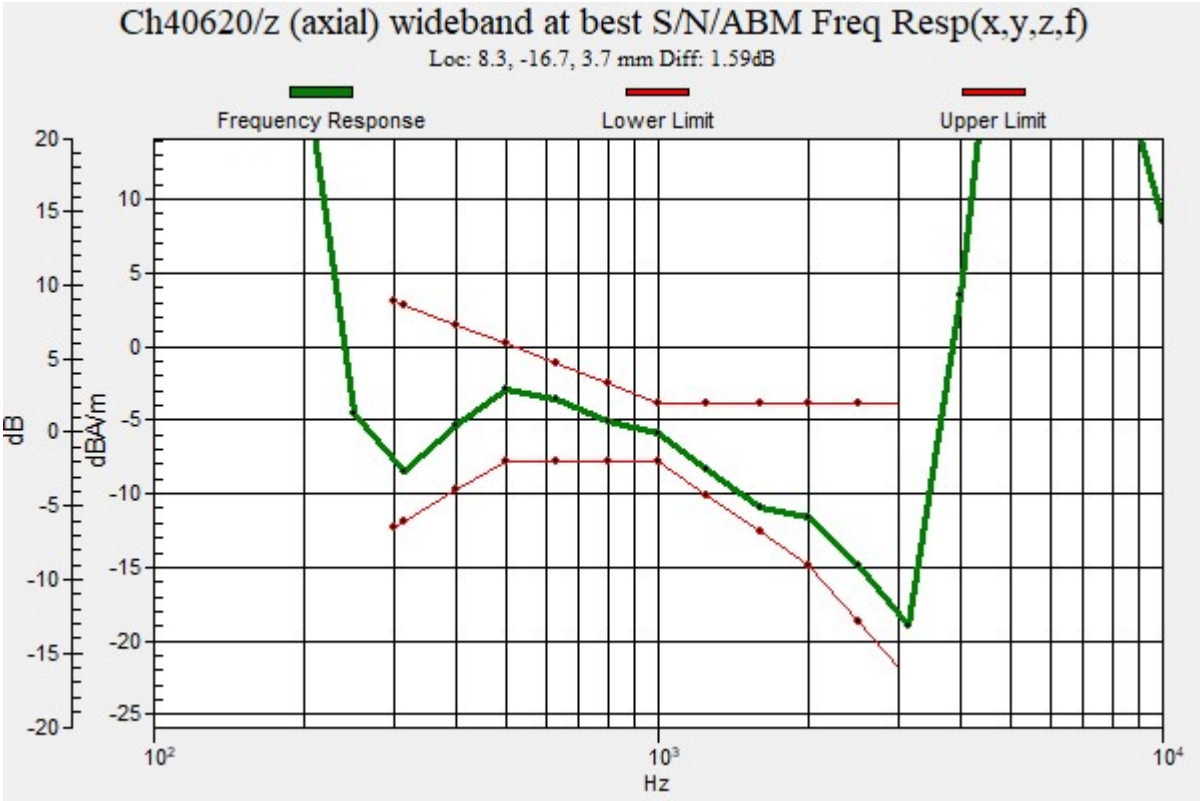
Ch40620/z (axial) wideband at best S/N/ABM Freq Resp(x,y,z,f)
Loc: 8.3, -16.7, 3.7 mm Diff: 1.59dB
Frequency Response
Lower Limit
Upper Limit
dB
dBA/m
Hz

15_HAC T-Coil_LTE Band 41_20M_16QAM_1RB_0Offset_Ch40620(Y)

Communication System: UID 0, LTE-HPUE (0); Frequency: 2593 MHz;Duty Cycle: 1:2.33
Medium: Air Medium parameters used: $\sigma = 0$ S/m, $\varepsilon_r = 1$; $\rho = 0$ kg/m^3
Ambient Temperature：23.3 °C;

DASY5 Configuration:
- Probe: AM1DV3 - 3093; Calibrated: 2022/1/26
- Sensor-Surface: 0mm (Fix Surface)
- Electronics: DAE4 Sn1650; Calibrated: 2022/8/5
- Phantom: HAC Test Arch with AMCC; Type: SD HAC P01 BA
- Measurement SW: DASY52, Version 52.10 (4); SEMCAD X Version 14.6.14 (7501)

Ch40620/y (transversal) 4.2mm 50 x 50/ABM SNR(x,y,z) (13x13x1): Measurement grid: dx=10mm, dy=10mm
ABM1/ABM2 = 37.99 dB
ABM1 comp = -9.74 dBA/m
Location: 8.3, 8.3, 3.7 mm



0 dB = 79.31 = 37.99 dB

16_HAC T-Coil_LTE Band 48_20M_16QAM_1RB_0Offset_Ch55830(Z)

Communication System: UID 0, LTE-TDD (0); Frequency: 3609 MHz;Duty Cycle: 1:1.59
Medium: Air Medium parameters used: $\sigma = 0$ S/m, $\varepsilon_r = 1$; $\rho = 0$ kg/m^3
Ambient Temperature：23.3 °C;

DASY5 Configuration:
- Probe: AM1DV3 - 3093; Calibrated: 2022/1/26
- Sensor-Surface: 0mm (Fix Surface)
- Electronics: DAE4 Sn1650; Calibrated: 2022/8/5
- Phantom: HAC Test Arch with AMCC; Type: SD HAC P01 BA
- Measurement SW: DASY52, Version 52.10 (4); SEMCAD X Version 14.6.14 (7501)

Ch55830/z (axial) 4.2mm 50 x 50/ABM SNR(x,y,z) (13x13x1): Measurement grid: dx=10mm, dy=10mm
ABM1/ABM2 = 30.70 dB
ABM1 comp = -3.51 dBA/m
Location: 8.3, -12.5, 3.7 mm



0 dB = 34.28 = 30.70 dB

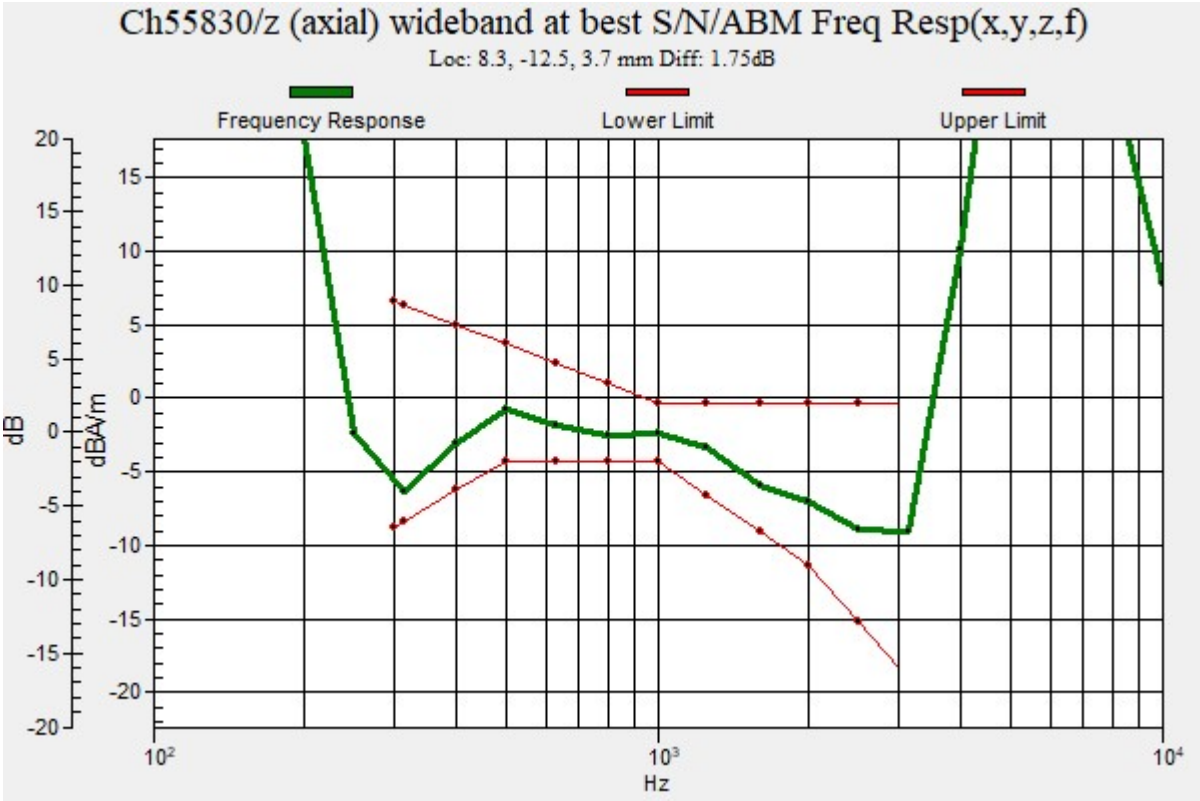
Ch55830/z (axial) wideband at best S/N/ABM Freq Resp(x,y,z,f)
Loc: 8.3, -12.5, 3.7 mm Diff: 1.75dB
Frequency Response
Lower Limit
Upper Limit
dB
dBA/m
Hz

16_HAC T-Coil_LTE Band 48_20M_16QAM_1RB_0Offset_Ch55830(Y)

Communication System: UID 0, LTE-TDD (0); Frequency: 3609 MHz;Duty Cycle: 1:1.59
Medium: Air Medium parameters used: $\sigma = 0$ S/m, $\varepsilon_r = 1$; $\rho = 0$ kg/m^3
Ambient Temperature：23.3 °C;

DASY5 Configuration:
- Probe: AM1DV3 - 3093; Calibrated: 2022/1/26
- Sensor-Surface: 0mm (Fix Surface)
- Electronics: DAE4 Sn1650; Calibrated: 2022/8/5
- Phantom: HAC Test Arch with AMCC; Type: SD HAC P01 BA
- Measurement SW: DASY52, Version 52.10 (4); SEMCAD X Version 14.6.14 (7501)

Ch55830/y (transversal) 4.2mm 50 x 50/ABM SNR(x,y,z) (13x13x1): Measurement grid: dx=10mm, dy=10mm
ABM1/ABM2 = 29.27 dB
ABM1 comp = -13.63 dBA/m
Location: 4.2, 0, 3.7 mm



0 dB = 29.08 = 29.27 dB

Test Laboratory: Sporton International Inc. SAR/HAC Testing Lab Date: 2023/1/4

17_HAC T-Coil_WLAN2.4G_802.11b 1Mbps_Ch6(Z)

Communication System: UID 0, WLAN2.4GHz (0); Frequency: 2437 MHz;Duty Cycle: 1:1
Medium: Air Medium parameters used: $\sigma = 0$ S/m, $\varepsilon_r = 1$; $\rho = 0$ kg/m^3
Ambient Temperature：23.3 °C;

DASY5 Configuration:
- Probe: AM1DV3 - 3093; Calibrated: 2022/1/26
- Sensor-Surface: 0mm (Fix Surface)
- Electronics: DAE4 Sn1650; Calibrated: 2022/8/5
- Phantom: HAC Test Arch with AMCC; Type: SD HAC P01 BA
- Measurement SW: DASY52, Version 52.10 (4); SEMCAD X Version 14.6.14 (7501)

Ch6/z (axial) 4.2mm 50 x 50/ABM SNR(x,y,z) (13x13x1): Measurement grid: dx=10mm, dy=10mm
ABM1/ABM2 = 40.67 dB
ABM1 comp = -4.96 dBA/m
Location: 4.2, -12.5, 3.7 mm



0 dB = 108.0 = 40.67 dB

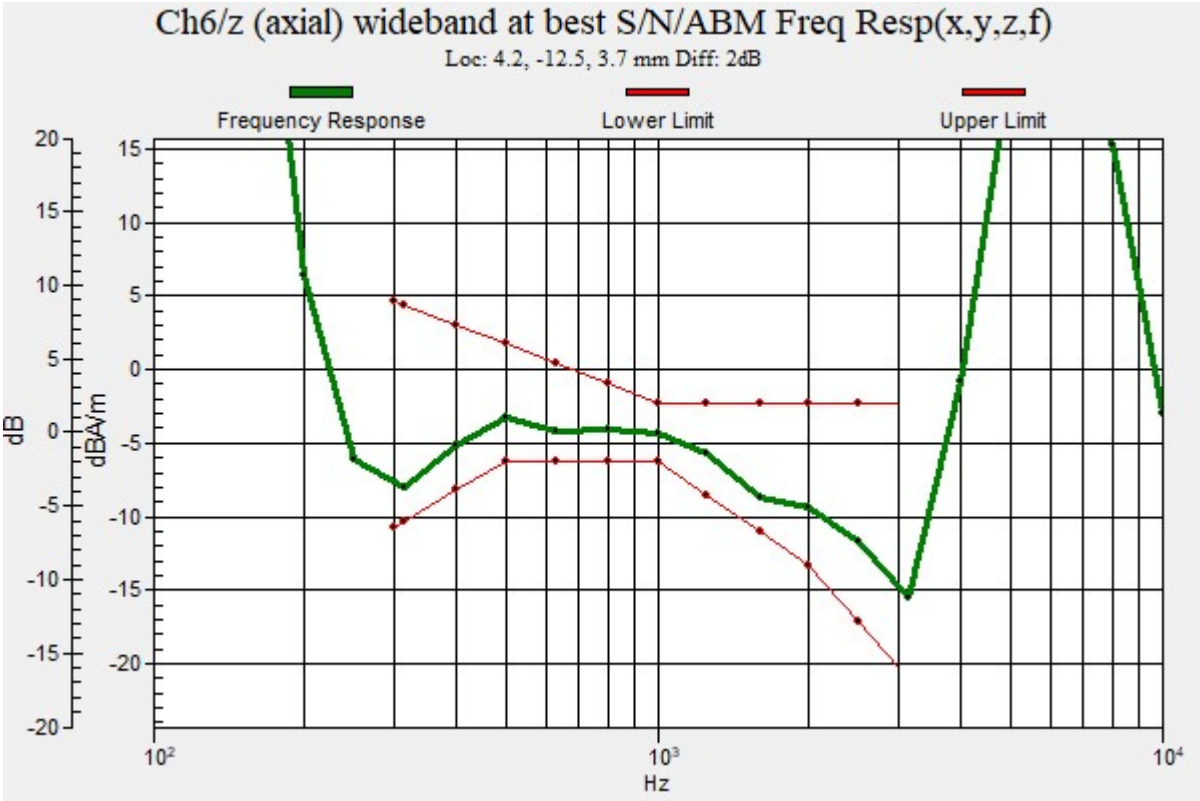
Ch6/z (axial) wideband at best S/N/ABM Freq Resp(x,y,z,f)
Loc: 4.2, -12.5, 3.7 mm Diff: 2dB
Frequency Response
Lower Limit
Upper Limit
dB
dBA/m
Hz

Test Laboratory: Sporton International Inc. SAR/HAC Testing Lab Date: 2023/1/4

17_HAC T-Coil_WLAN2.4G_802.11b 1Mbps_Ch6(Y)

Communication System: UID 0, WLAN2.4GHz (0); Frequency: 2437 MHz;Duty Cycle: 1:1
Medium: Air Medium parameters used: $\sigma = 0$ S/m, $\varepsilon_r = 1$; $\rho = 0$ kg/m^3
Ambient Temperature：23.3 °C;

DASY5 Configuration:
- Probe: AM1DV3 - 3093; Calibrated: 2022/1/26
- Sensor-Surface: 0mm (Fix Surface)
- Electronics: DAE4 Sn1650; Calibrated: 2022/8/5
- Phantom: HAC Test Arch with AMCC; Type: SD HAC P01 BA
- Measurement SW: DASY52, Version 52.10 (4); SEMCAD X Version 14.6.14 (7501)

Ch6/y (transversal) 4.2mm 50 x 50/ABM SNR(x,y,z) (13x13x1): Measurement grid: dx=10mm, dy=10mm
ABM1/ABM2 = 36.05 dB
ABM1 comp = -16.83 dBA/m
Location: 0, 0, 3.7 mm



0 dB = 63.43 = 36.05 dB

Test Laboratory: Sporton International Inc. SAR/HAC Testing Lab Date: 2023/1/9

18_HAC T-Coil_WLAN 5GHz_802.11a 6Mbps_Ch40(Z)

Communication System: UID 0, WLAN5GHz (0); Frequency: 5200 MHz;Duty Cycle: 1:1
Medium: Air Medium parameters used: $\sigma = 0$ S/m, $\varepsilon_r = 1$; $\rho = 0$ kg/m^3
Ambient Temperature：23.3 °C;

DASY5 Configuration:
- Probe: AM1DV3 - 3093; Calibrated: 2022/1/26
- Sensor-Surface: 0mm (Fix Surface)
- Electronics: DAE4 Sn1650; Calibrated: 2022/8/5
- Phantom: HAC Test Arch with AMCC; Type: SD HAC P01 BA
- Measurement SW: DASY52, Version 52.10 (4); SEMCAD X Version 14.6.14 (7501)

Ch40/z (axial) 4.2mm 50 x 50/ABM SNR(x,y,z) (13x13x1): Measurement grid: dx=10mm, dy=10mm
ABM1/ABM2 = 35.03 dB
ABM1 comp = -5.75 dBA/m
Location: 8.3, -8.3, 3.7 mm



0 dB = 56.45 = 35.03 dB

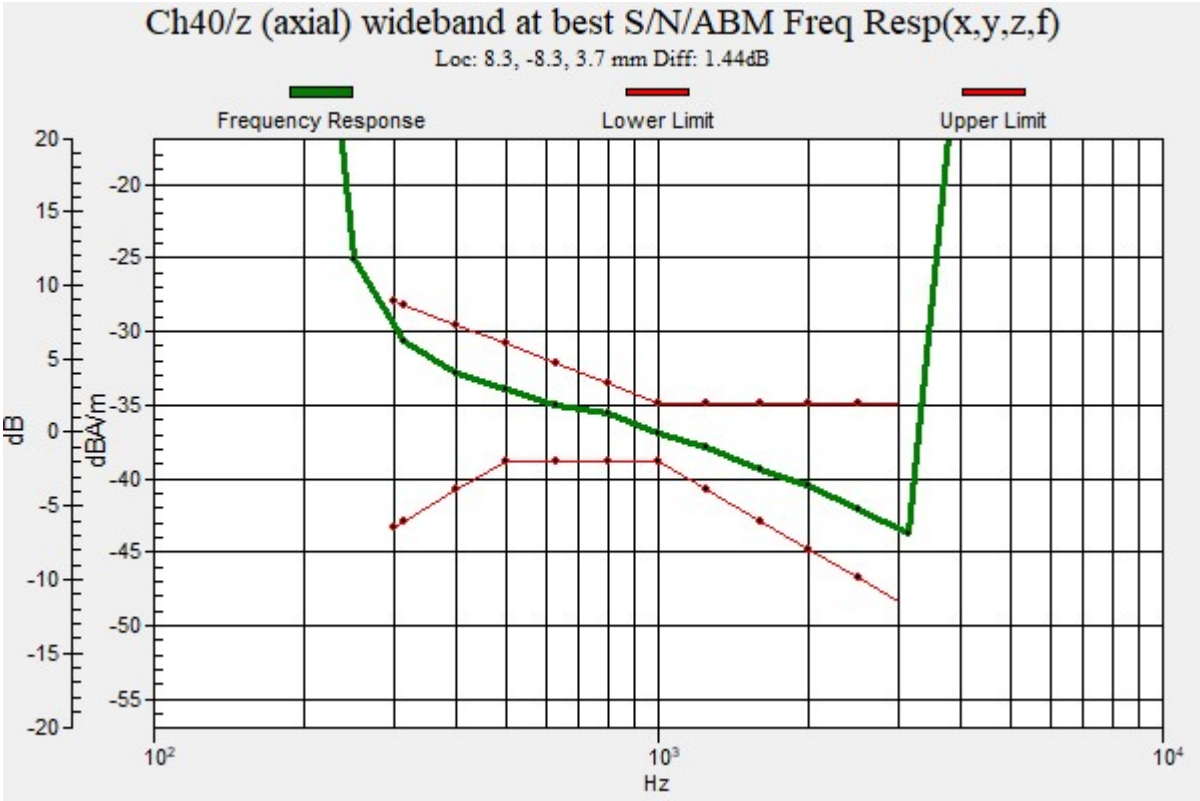
Ch40/z (axial) wideband at best S/N/ABM Freq Resp(x,y,z,f)
Loc: 8.3, -8.3, 3.7 mm Diff: 1.44dB
Frequency Response
Lower Limit
Upper Limit
dB
dBA/m
Hz

Test Laboratory: Sporton International Inc. SAR/HAC Testing Lab Date: 2023/1/9

18_HAC T-Coil_WLAN 5GHz_802.11a 6Mbps_Ch40(Y)

Communication System: UID 0, WLAN5GHz (0); Frequency: 5200 MHz;Duty Cycle: 1:1
Medium: Air Medium parameters used: $\sigma = 0$ S/m, $\varepsilon_r = 1$; $\rho = 0$ kg/m^3
Ambient Temperature：23.3 °C;

DASY5 Configuration:
- Probe: AM1DV3 - 3093; Calibrated: 2022/1/26
- Sensor-Surface: 0mm (Fix Surface)
- Electronics: DAE4 Sn1650; Calibrated: 2022/8/5
- Phantom: HAC Test Arch with AMCC; Type: SD HAC P01 BA
- Measurement SW: DASY52, Version 52.10 (4); SEMCAD X Version 14.6.14 (7501)

Ch40/y (transversal) 4.2mm 50 x 50/ABM SNR(x,y,z) (13x13x1): Measurement grid: dx=10mm, dy=10mm
ABM1/ABM2 = 34.56 dB
ABM1 comp = -14.49 dBA/m
Location: 4.2, 0, 3.7 mm



0 dB = 53.43 = 34.56 dB

Test Laboratory: Sporton International Inc. SAR/HAC Testing Lab Date: 2023/1/9

19_HAC T-Coil_WLAN 5GHz_802.11a 6Mbps_Ch60(Z)

Communication System: UID 0, WLAN5GHz (0); Frequency: 5300 MHz;Duty Cycle: 1:1
Medium: Air Medium parameters used: $\sigma = 0$ S/m, $\varepsilon_r = 1$; $\rho = 0$ kg/m^3
Ambient Temperature：23.3 °C;

DASY5 Configuration:
- Probe: AM1DV3 - 3093; Calibrated: 2022/1/26
- Sensor-Surface: 0mm (Fix Surface)
- Electronics: DAE4 Sn1650; Calibrated: 2022/8/5
- Phantom: HAC Test Arch with AMCC; Type: SD HAC P01 BA
- Measurement SW: DASY52, Version 52.10 (4); SEMCAD X Version 14.6.14 (7501)

Ch60/z (axial) 4.2mm 50 x 50/ABM SNR(x,y,z) (13x13x1): Measurement grid: dx=10mm, dy=10mm
ABM1/ABM2 = 37.63 dB
ABM1 comp = -6.79 dBA/m
Location: 8.3, -12.5, 3.7 mm



0 dB = 76.09 = 37.63 dB

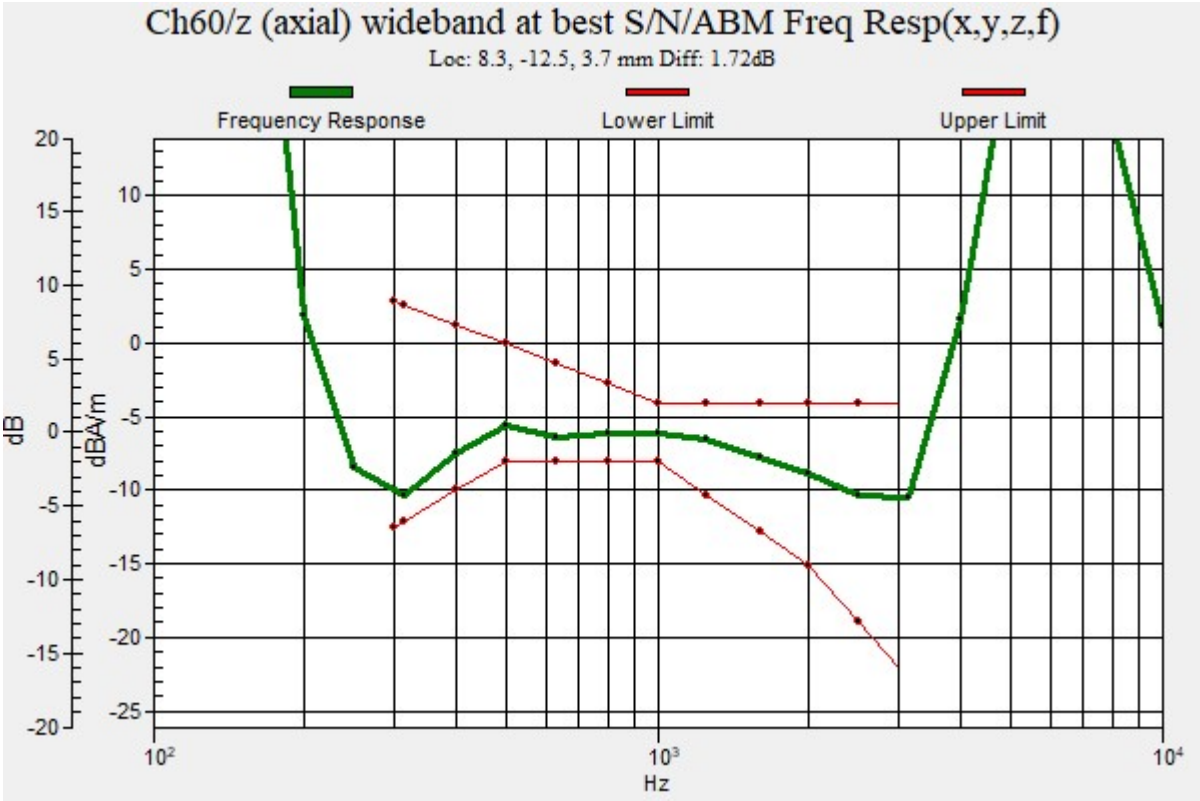
Ch60/z (axial) wideband at best S/N/ABM Freq Resp(x,y,z,f)
Loc: 8.3, -12.5, 3.7 mm Diff: 1.72dB
Frequency Response
Lower Limit
Upper Limit
dB
dBA/m
Hz

Test Laboratory: Sporton International Inc. SAR/HAC Testing Lab Date: 2023/1/9

19_HAC T-Coil_WLAN 5GHz_802.11a 6Mbps_Ch60(Y)

Communication System: UID 0, WLAN5GHz (0); Frequency: 5300 MHz;Duty Cycle: 1:1
Medium: Air Medium parameters used: $\sigma = 0$ S/m, $\varepsilon_r = 1$; $\rho = 0$ kg/m^3
Ambient Temperature：23.3 °C;

DASY5 Configuration:
- Probe: AM1DV3 - 3093; Calibrated: 2022/1/26
- Sensor-Surface: 0mm (Fix Surface)
- Electronics: DAE4 Sn1650; Calibrated: 2022/8/5
- Phantom: HAC Test Arch with AMCC; Type: SD HAC P01 BA
- Measurement SW: DASY52, Version 52.10 (4); SEMCAD X Version 14.6.14 (7501)

Ch60/y (transversal) 4.2mm 50 x 50/ABM SNR(x,y,z) (13x13x1): Measurement grid: dx=10mm, dy=10mm
ABM1/ABM2 = 34.76 dB
ABM1 comp = -14.44 dBA/m
Location: 4.2, 0, 3.7 mm



0 dB = 54.69 = 34.76 dB

Test Laboratory: Sporton International Inc. SAR/HAC Testing Lab Date: 2023/1/9

20_HAC T-Coil_WLAN 5GHz_802.11a 6Mbps_Ch116(Z)

Communication System: UID 0, WLAN5GHz (0); Frequency: 5580 MHz;Duty Cycle: 1:1
Medium: Air Medium parameters used: $\sigma = 0$ S/m, $\varepsilon_r = 1$; $\rho = 0$ kg/m^3
Ambient Temperature：23.3 °C;

DASY5 Configuration:
- Probe: AM1DV3 - 3093; Calibrated: 2022/1/26
- Sensor-Surface: 0mm (Fix Surface)
- Electronics: DAE4 Sn1650; Calibrated: 2022/8/5
- Phantom: HAC Test Arch with AMCC; Type: SD HAC P01 BA
- Measurement SW: DASY52, Version 52.10 (4); SEMCAD X Version 14.6.14 (7501)

Ch116/z (axial) 4.2mm 50 x 50/ABM SNR(x,y,z) (13x13x1): Measurement grid: dx=10mm, dy=10mm
ABM1/ABM2 = 46.53 dB
ABM1 comp = 2.09 dBA/m
Location: 8.3, -12.5, 3.7 mm



0 dB = 212.1 = 46.53 dB

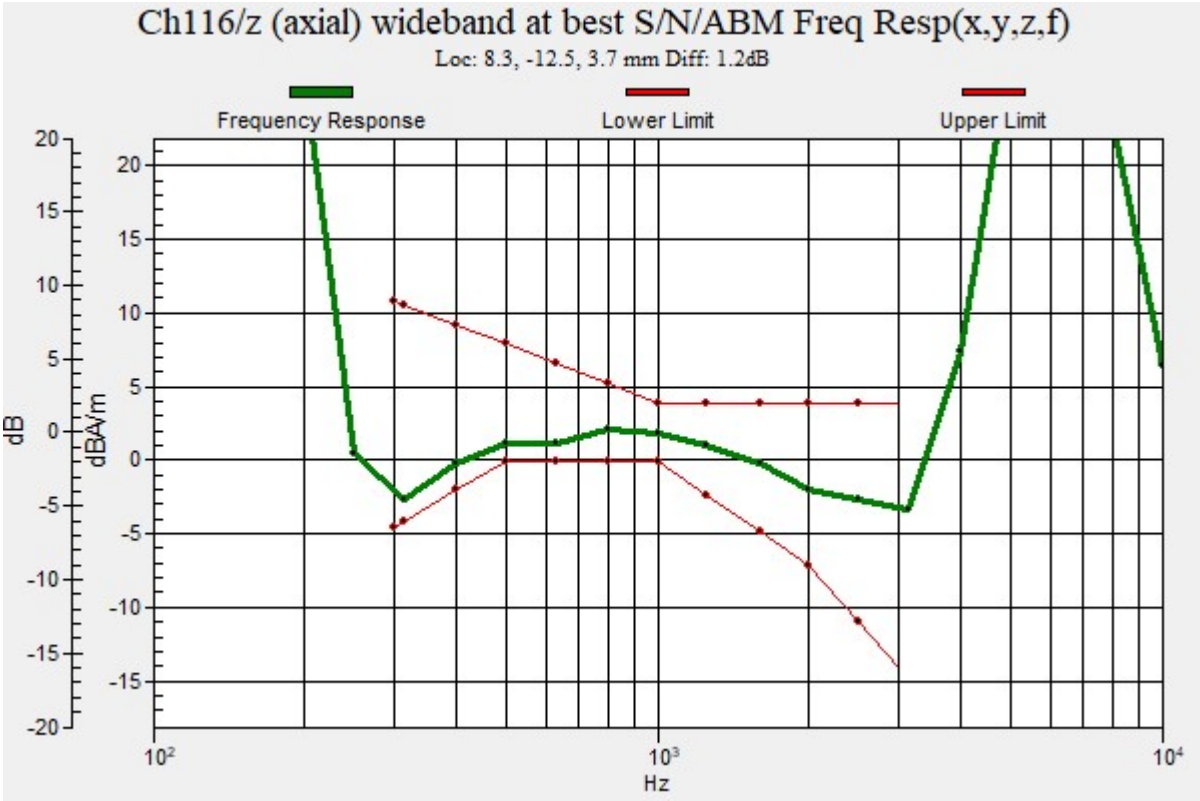
Ch116/z (axial) wideband at best S/N/ABM Freq Resp(x,y,z,f)
Loc: 8.3, -12.5, 3.7 mm Diff: 1.2dB
Frequency Response
Lower Limit
Upper Limit
dB
dBA/m
Hz

Test Laboratory: Sporton International Inc. SAR/HAC Testing Lab Date: 2023/1/9

20_HAC T-Coil_WLAN 5GHz_802.11a 6Mbps_Ch116(Y)

Communication System: UID 0, WLAN5GHz (0); Frequency: 5580 MHz;Duty Cycle: 1:1
Medium: Air Medium parameters used: $\sigma = 0$ S/m, $\varepsilon_r = 1$; $\rho = 0$ kg/m^3
Ambient Temperature：23.3 °C;

DASY5 Configuration:
- Probe: AM1DV3 - 3093; Calibrated: 2022/1/26
- Sensor-Surface: 0mm (Fix Surface)
- Electronics: DAE4 Sn1650; Calibrated: 2022/8/5
- Phantom: HAC Test Arch with AMCC; Type: SD HAC P01 BA
- Measurement SW: DASY52, Version 52.10 (4); SEMCAD X Version 14.6.14 (7501)

Ch116/y (transversal) 4.2mm 50 x 50/ABM SNR(x,y,z) (13x13x1): Measurement grid: dx=10mm, dy=10mm
ABM1/ABM2 = 44.22 dB
ABM1 comp = -8.08 dBA/m
Location: 0, 0, 3.7 mm



0 dB = 162.5 = 44.22 dB

Test Laboratory: Sporton International Inc. SAR/HAC Testing Lab Date: 2023/1/9

21_HAC T-Coil_WLAN 5GHz_802.11a 6Mbps_Ch157(Z)

Communication System: UID 0, WLAN5GHz (0); Frequency: 5785 MHz;Duty Cycle: 1:1
Medium: Air Medium parameters used: $\sigma = 0$ S/m, $\varepsilon_r = 1$; $\rho = 0$ kg/m^3
Ambient Temperature：23.3 °C;

DASY5 Configuration:
- Probe: AM1DV3 - 3093; Calibrated: 2022/1/26
- Sensor-Surface: 0mm (Fix Surface)
- Electronics: DAE4 Sn1650; Calibrated: 2022/8/5
- Phantom: HAC Test Arch with AMCC; Type: SD HAC P01 BA
- Measurement SW: DASY52, Version 52.10 (4); SEMCAD X Version 14.6.14 (7501)

Ch157/z (axial) 4.2mm 50 x 50/ABM SNR(x,y,z) (13x13x1): Measurement grid: dx=10mm, dy=10mm
ABM1/ABM2 = 56.29 dB
ABM1 comp = 11.53 dBA/m
Location: 8.3, -12.5, 3.7 mm



0 dB = 652.4 = 56.29 dB

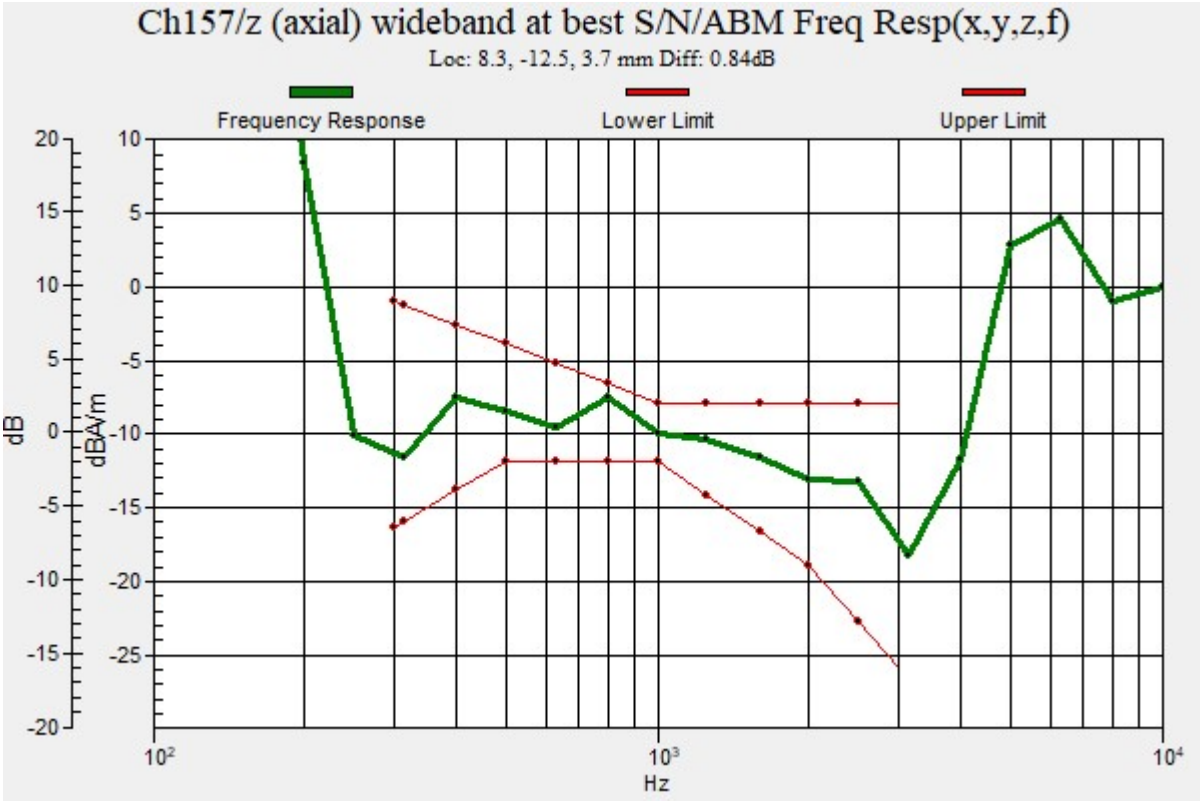
Ch157/z (axial) wideband at best S/N/ABM Freq Resp(x,y,z,f)
Loc: 8.3, -12.5, 3.7 mm Diff: 0.84dB
Frequency Response
Lower Limit
Upper Limit
dB
dBA/m
Hz

Test Laboratory: Sporton International Inc. SAR/HAC Testing Lab Date: 2023/1/9

21_HAC T-Coil_WLAN 5GHz_802.11a 6Mbps_Ch157(Y)

Communication System: UID 0, WLAN5GHz (0); Frequency: 5785 MHz;Duty Cycle: 1:1
Medium: Air Medium parameters used: $\sigma = 0$ S/m, $\varepsilon_r = 1$; $\rho = 0$ kg/m^3
Ambient Temperature：23.3 °C;

DASY5 Configuration:
- Probe: AM1DV3 - 3093; Calibrated: 2022/1/26
- Sensor-Surface: 0mm (Fix Surface)
- Electronics: DAE4 Sn1650; Calibrated: 2022/8/5
- Phantom: HAC Test Arch with AMCC; Type: SD HAC P01 BA
- Measurement SW: DASY52, Version 52.10 (4); SEMCAD X Version 14.6.14 (7501)

Ch157/y (transversal) 4.2mm 50 x 50/ABM SNR(x,y,z) (13x13x1): Measurement grid: dx=10mm, dy=10mm
ABM1/ABM2 = 44.34 dB
ABM1 comp = -5.09 dBA/m
Location: 4.2, 0, 3.7 mm



0 dB = 164.9 = 44.34 dB