HAC_E_Dipole_835

DUT: HAC-Dipole 835 MHz

Communication System: UID 0, CW; Frequency: 835 MHz;Duty Cycle: 1:1
Medium: Air Medium parameters used: $\sigma = 0$ S/m, $\varepsilon_r = 1$; $\rho = 0$ kg/m^3
Ambient Temperature：23.3 °C;

DASY5 Configuration:
- Probe: EF3DV3 - SN4050; ConvF(1, 1, 1); Calibrated: 2022/1/31
- Electronics: DAE4 Sn1650; Calibrated: 2022/8/5
- Phantom: HAC Test Arch with AMCC; Type: SD HAC P01 BA;
- Measurement SW: DASY52, Version 52.10 (4); SEMCAD X Version 14.6.14 (7501)

E Scan - measurement distance from the probe sensor center to CD835 = 15mm/Hearing Aid Compatibility Test at 15mm distance (41x361x1): Interpolated grid: dx=0.5000 mm, dy=0.5000 mm
Device Reference Point: 0, 0, -6.3 mm
Reference Value = 91.74 V/m; Power Drift = 0.01 dB
PMR not calibrated. PMF = 1.000 is applied.
E-field emissions = 102.8 V/m
Average value of Total=(102.8+91.38)/2=97.09 V/m

PMF scaled E-field

Grid 1 **M4** **100.3 V/m**	Grid 2 **M4** **102.8 V/m**	Grid 3 **M4** **99.19 V/m**
Grid 4 **M4** **49.59 V/m**	Grid 5 **M4** **50.59 V/m**	Grid 6 **M4** **49.21 V/m**
Grid 7 **M4** **90.06 V/m**	Grid 8 **M4** **91.38 V/m**	Grid 9 **M4** **89.48 V/m**

Total = 102.8 V/m
E Category: M4
Location: 0, -74.5, 9.7 mm

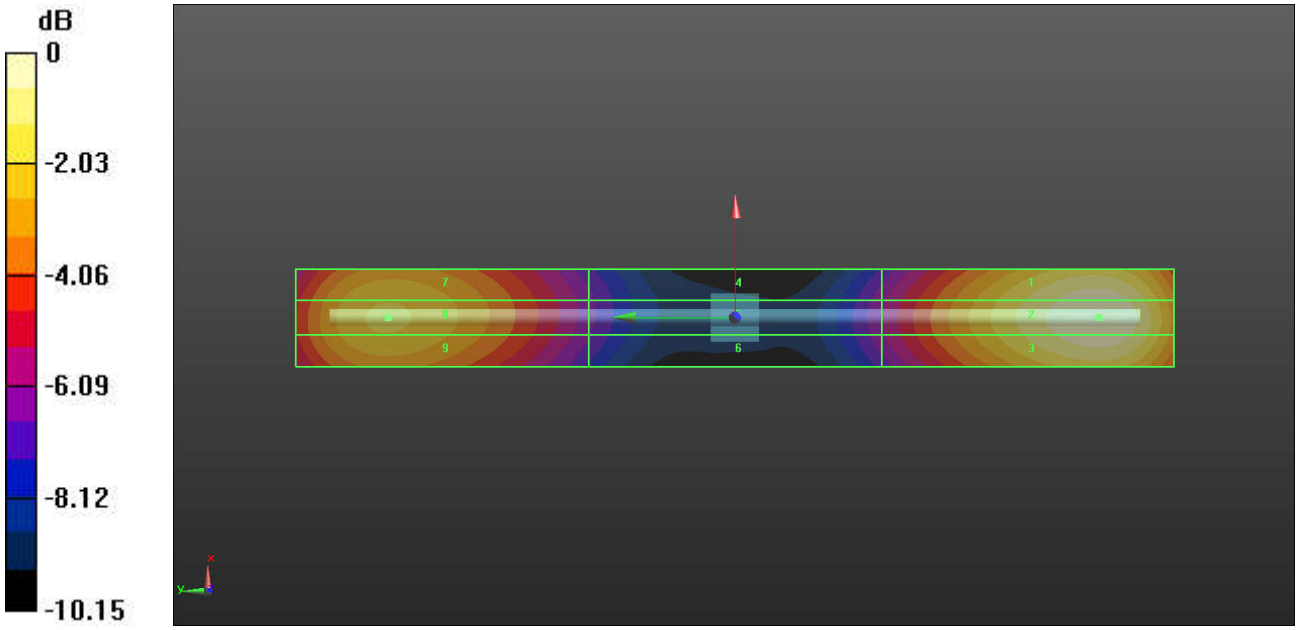

0 dB = 102.8 V/m = 36.01 dBV/m

HAC_E_Dipole_1880

DUT: HAC Dipole 1880 MHz

Communication System: UID 0, CW; Frequency: 1880 MHz;Duty Cycle: 1:1
Medium: Air Medium parameters used: $\sigma = 0$ S/m, $\varepsilon_r = 1$; $\rho = 0$ kg/m^3
Ambient Temperature：23.3 °C;

DASY5 Configuration:
- Probe: EF3DV3 - SN4050; ConvF(1, 1, 1); Calibrated: 2022/1/31
- Electronics: DAE4 Sn1650; Calibrated: 2022/8/5
- Phantom: HAC Test Arch with AMCC; Type: SD HAC P01 BA;
- Measurement SW: DASY52, Version 52.10 (4); SEMCAD X Version 14.6.14 (7501)

E Scan - measurement distance from the probe sensor center to CD1880 = 15mm/Hearing Aid Compatibility Test at 15mm distance (41x181x1): Interpolated grid: dx=0.5000 mm, dy=0.5000 mm
Device Reference Point: 0, 0, -6.3 mm
Reference Value = 128.4 V/m; Power Drift = 0.03 dB
PMR not calibrated. PMF = 1.000 is applied.
E-field emissions = 94.06 V/m
Average value of Total=(94.06+88.08)/2=91.07 V/m

PMF scaled E-field

Grid 1 **M3** **92.16 V/m**	Grid 2 **M3** **94.06 V/m**	Grid 3 **M3** **92.34 V/m**
Grid 4 **M3** **60.94 V/m**	Grid 5 **M3** **61.19 V/m**	Grid 6 **M3** **61.08 V/m**
Grid 7 **M3** **86.16 V/m**	Grid 8 **M3** **88.08 V/m**	Grid 9 **M3** **87.12 V/m**

Total = 94.06 V/m
E Category: M3
Location: -0.5, -34, 8.7 mm

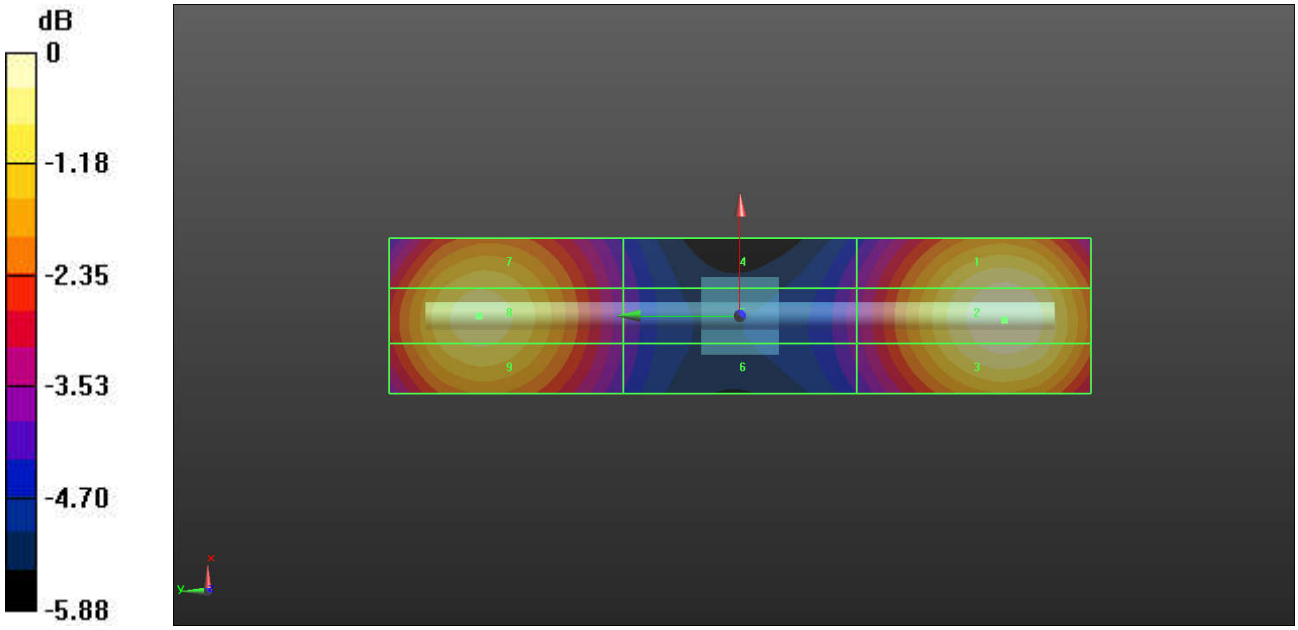

0 dB = 94.06 V/m = 39.20 dBV/m

HAC_E_Dipole_2450

DUT: HAC Dipole 2450 MHz

Communication System: UID 0, CW; Frequency: 2450 MHz;Duty Cycle: 1:1
Medium: Air Medium parameters used: $\sigma = 0$ S/m, $\varepsilon_r = 1$; $\rho = 0$ kg/m^3
Ambient Temperature：23.5 °C;

DASY5 Configuration:
- Probe: EF3DV3 - SN4050; ConvF(1, 1, 1); Calibrated: 2022/1/31
- Electronics: DAE4 Sn1650; Calibrated: 2022/8/5
- Phantom: HAC Test Arch with AMCC; Type: SD HAC P01 BA;
- Measurement SW: DASY52, Version 52.10 (4); SEMCAD X Version 14.6.14 (7501)

E Scan - measurement distance from the probe sensor center to CD2450 = 15mm/Hearing Aid Compatibility Test at 15mm distance (41x181x1):

Interpolated
grid: dx=0.5000 mm, dy=0.5000 mm
Device Reference Point: 0, 0, -6.3 mm
Reference Value = 71.45 V/m; Power Drift = 0.03 dB
PMR not calibrated. PMF = 1.000 is applied.
E-field emissions = 89.73 V/m
Average value of Total=(89.73+88.19)/2=88.96 V/m

PMF scaled E-field

Grid 1 **M3** **87.19 V/m**	Grid 2 **M3** **89.73 V/m**	Grid 3 **M3** **88.15 V/m**
Grid 4 **M3** **81.21 V/m**	Grid 5 **M3** **82.52 V/m**	Grid 6 **M3** **80.91 V/m**
Grid 7 **M3** **87.47 V/m**	Grid 8 **M3** **88.19 V/m**	Grid 9 **M3** **88.17 V/m**

Total = 89.73 V/m
E Category: M3
Location: 0.5, 22.5, 9.7 mm

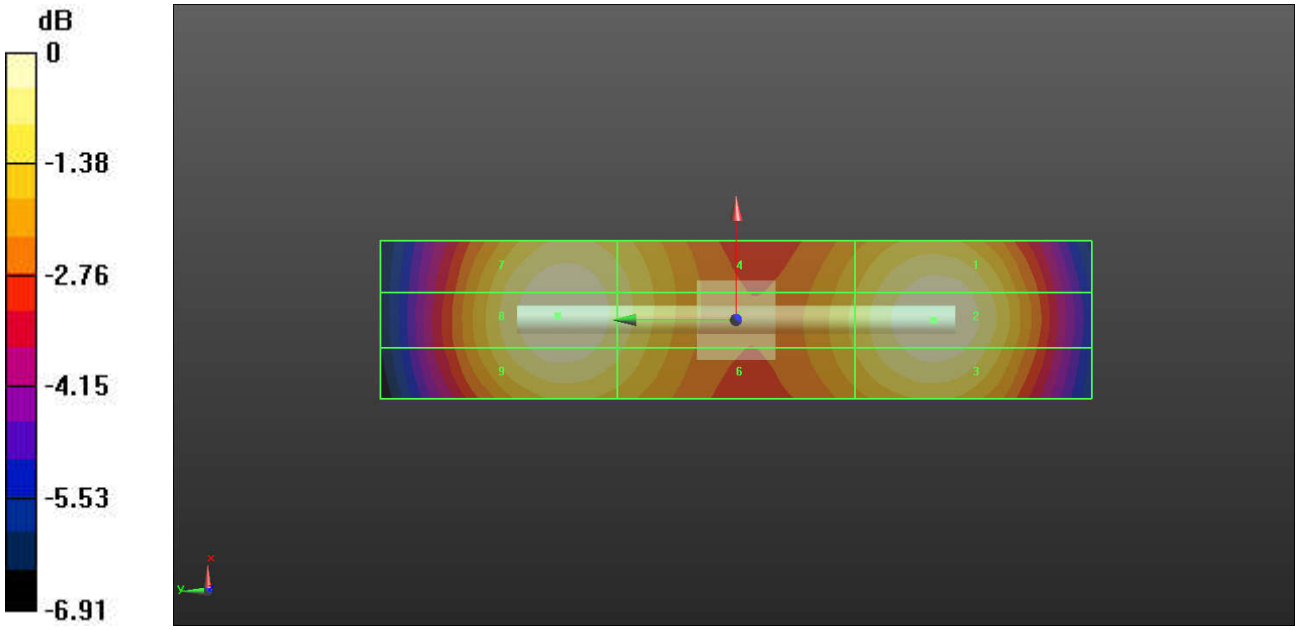

0 dB = 89.73 V/m = 42.64 dBV/m

HAC_E_Dipole_2600

DUT: HAC Dipole 2600 MHz

Communication System: UID 0, CW (0); Frequency: 2600 MHz;Duty Cycle: 1:1
Medium: Air Medium parameters used: $\sigma = 0$ S/m, $\varepsilon_r = 1$; $\rho = 0$ kg/m^3
Ambient Temperature：23.3 °C;

DASY5 Configuration:
- Probe: EF3DV3 - SN4050; ConvF(1, 1, 1); Calibrated: 2022/1/31
- Electronics: DAE4 Sn1650; Calibrated: 2022/8/5
- Phantom: HAC Test Arch with AMCC; Type: SD HAC P01 BA;
- Measurement SW: DASY52, Version 52.10 (4); SEMCAD X Version 14.6.14 (7501)

E Scan - measurement distance from the probe sensor center to CD2600 = 15mm/Hearing Aid Compatibility Test at 15mm distance (41x181x1): Interpolated grid: dx=0.5000 mm, dy=0.5000 mm
Device Reference Point: 0, 0, -6.3 mm
Reference Value = 77.54 V/m; Power Drift = 0.13 dB
PMR not calibrated. PMF = 1.000 is applied.
E-field emissions = 93.66 V/m
Average value of Total=(93.66+92.36)/2=93.01 V/m

PMF scaled E-field

Grid 1 **M3** **92.27 V/m**	Grid 2 **M3** **92.36 V/m**	Grid 3 **M3** **92.18 V/m**
Grid 4 **M3** **85.68 V/m**	Grid 5 **M3** **85.13 V/m**	Grid 6 **M3** **85.18 V/m**
Grid 7 **M3** **92.83 V/m**	Grid 8 **M3** **93.66 V/m**	Grid 9 **M3** **92.37 V/m**

Total = 93.66 V/m
E Category: M3
Location: 1, 23.5, 9.7 mm

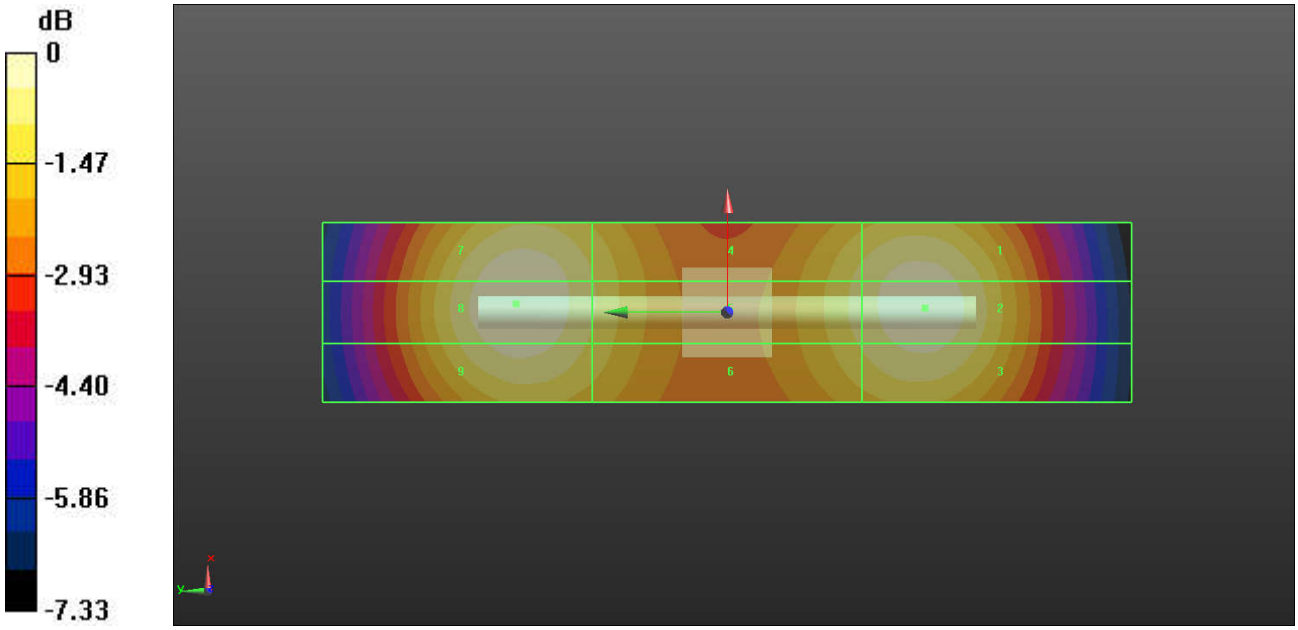

0 dB = 93.66 V/m = 40.13 dBV/m

HAC_E_Dipole_3500

DUT: HAC Dipole 3500 MHz

Communication System: UID 0, CW (0); Frequency: 3500 MHz;Duty Cycle: 1:1
Medium: Air Medium parameters used: $\sigma = 0$ S/m, $\varepsilon_r = 1$; $\rho = 0$ kg/m^3
Ambient Temperature：23.3 ℃

DASY5 Configuration:
- Probe: EF3DV3 - SN4050; ConvF(1, 1, 1); Calibrated: 2022/1/31
- Electronics: DAE4 Sn1650; Calibrated: 2022/8/5
- Phantom: HAC Test Arch with AMCC; Type: SD HAC P01 BA;
- Measurement SW: DASY52, Version 52.10 (4); SEMCAD X Version 14.6.14 (7501)

E Scan - measurement distance from the probe sensor center to CD3500 = 15mm/Hearing Aid Compatibility Test at 15mm distance (41x121x1): Interpolated grid: dx=0.5000 mm, dy=0.5000 mm
Device Reference Point: 0, 0, -6.3 mm
Reference Value = 38.38 V/m; Power Drift = 0.12 dB
PMR not calibrated. PMF = 1.000 is applied.
E-field emissions = 90.27 V/m
Average value of Total=(90.27+87.79)/2=89.03 V/m

PMF scaled E-field

Grid 1 **M3** **89.06 V/m**	Grid 2 **M3** **90.27 V/m**	Grid 3 **M3** **89.37 V/m**
Grid 4 **M3** **84.39 V/m**	Grid 5 **M3** **86.34 V/m**	Grid 6 **M3** **85.37 V/m**
Grid 7 **M3** **85.25 V/m**	Grid 8 **M3** **87.79 V/m**	Grid 9 **M3** **87.36 V/m**

Total = 90.27 V/m
E Category: M3
Location: 0, -14.5, 9.7 mm

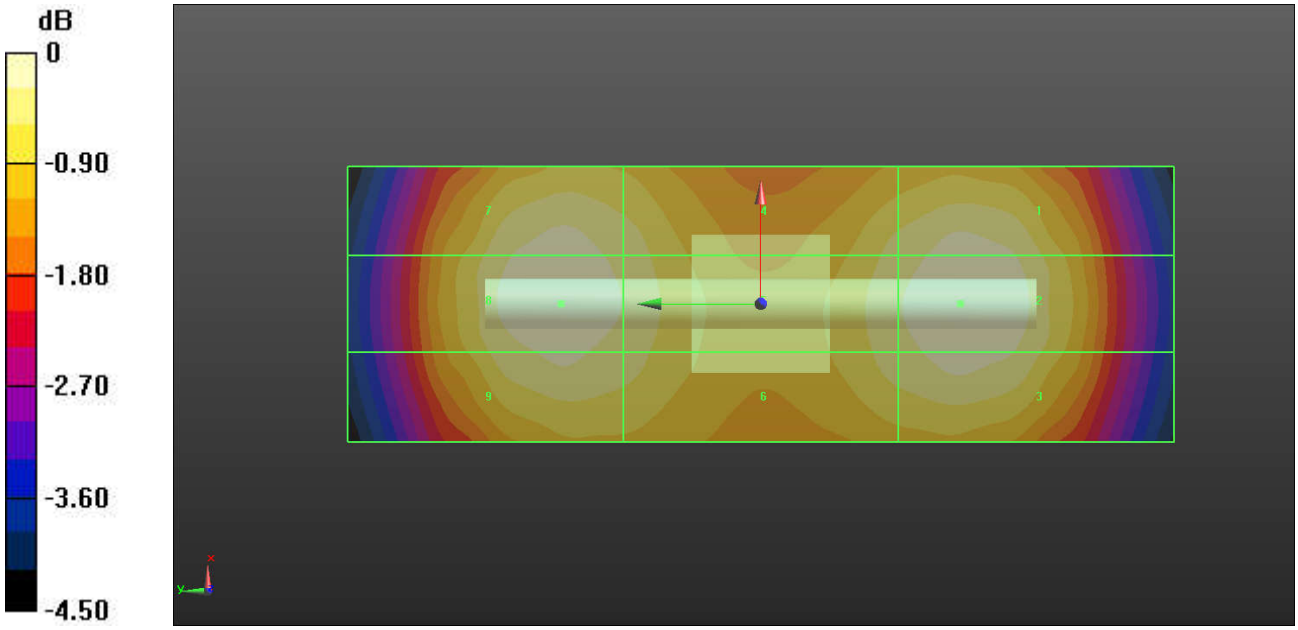

0 dB = 90.27 V/m = 38.65 dBV/m

HAC_E_Dipole_1880

DUT: HAC Dipole 1880 MHz

Communication System: UID 0, CW; Frequency: 1880 MHz;Duty Cycle: 1:1
Medium: Air Medium parameters used: $\sigma = 0$ S/m, $\varepsilon_r = 1$; $\rho = 0$ kg/m^3
Ambient Temperature：23.3 °C;

DASY5 Configuration:
- Probe: EF3DV3 - SN4050; ConvF(1, 1, 1); Calibrated: 2022/1/31
- Electronics: DAE4 Sn1650; Calibrated: 2022/8/5
- Phantom: HAC Test Arch with AMCC; Type: SD HAC P01 BA;
- Measurement SW: DASY52, Version 52.10 (4); SEMCAD X Version 14.6.14 (7501)

E Scan - measurement distance from the probe sensor center to CD1880 = 15mm/Hearing Aid Compatibility Test at 15mm distance (41x181x1): Interpolated grid: dx=0.5000 mm, dy=0.5000 mm
Device Reference Point: 0, 0, -6.3 mm
Reference Value = 121.6 V/m; Power Drift = 0.01 dB
PMR not calibrated. PMF = 1.000 is applied.
E-field emissions = 90.12 V/m
Average value of Total=(90.12+86.38)/2=88.25 V/m

PMF scaled E-field

Grid 1 **M3** **89.27 V/m**	Grid 2 **M3** **90.12 V/m**	Grid 3 **M3** **89.79 V/m**
Grid 4 **M3** **60.34 V/m**	Grid 5 **M3** **61.64 V/m**	Grid 6 **M3** **61.02 V/m**
Grid 7 **M3** **85.27 V/m**	Grid 8 **M3** **86.38 V/m**	Grid 9 **M3** **85.49 V/m**

Total = 90.12 V/m
E Category: M3
Location: -0.5, -34, 8.7 mm

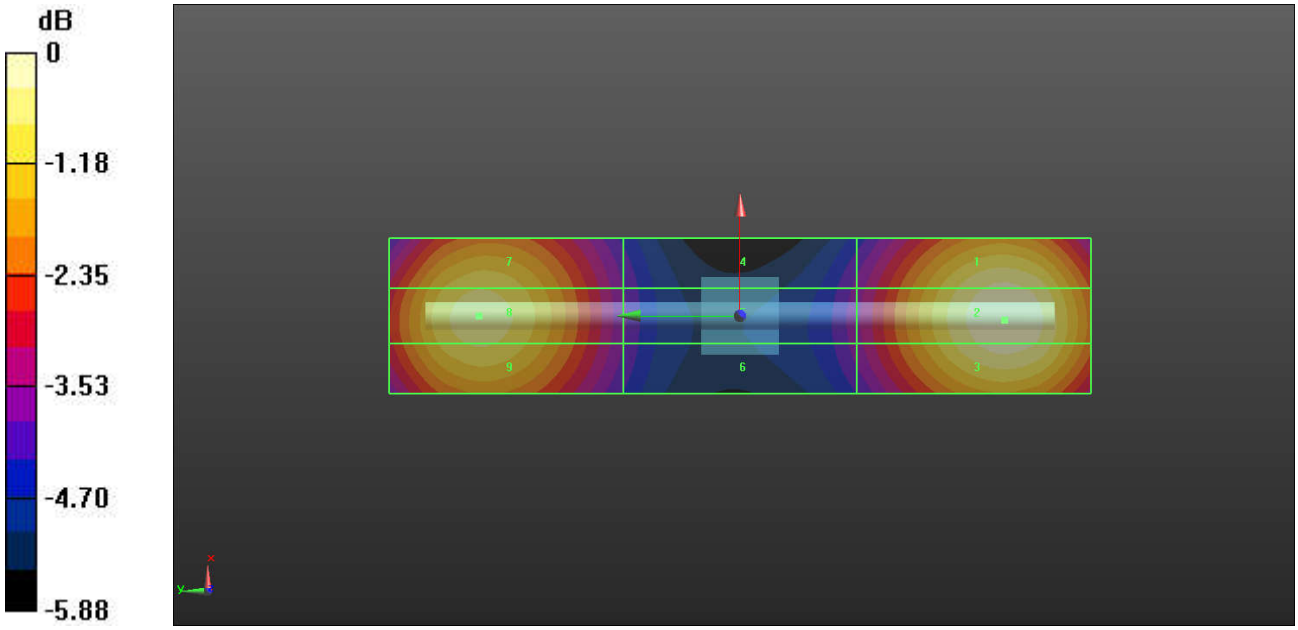

0 dB = 90.12 V/m = 37.35 dBV/m

HAC_E_Dipole_2450

DUT: HAC Dipole 2450 MHz

Communication System: UID 0, CW; Frequency: 2450 MHz;Duty Cycle: 1:1
Medium: Air Medium parameters used: $\sigma = 0$ S/m, $\varepsilon_r = 1$; $\rho = 0$ kg/m^3
Ambient Temperature：23.5 °C;

DASY5 Configuration:
- Probe: EF3DV3 - SN4050; ConvF(1, 1, 1); Calibrated: 2022/1/31
- Electronics: DAE4 Sn1650; Calibrated: 2022/8/5
- Phantom: HAC Test Arch with AMCC; Type: SD HAC P01 BA;
- Measurement SW: DASY52, Version 52.10 (4); SEMCAD X Version 14.6.14 (7501)

E Scan - measurement distance from the probe sensor center to CD2450 = 15mm/Hearing Aid Compatibility Test at 15mm distance (41x181x1):

Interpolated
grid: dx=0.5000 mm, dy=0.5000 mm
Device Reference Point: 0, 0, -6.3 mm
Reference Value = 72.36 V/m; Power Drift = 0.02 dB
PMR not calibrated. PMF = 1.000 is applied.
E-field emissions = 89.69 V/m
Average value of Total=(89.69+87.87)/2=88.78 V/m

PMF scaled E-field

Grid 1 **M3** **87.31 V/m**	Grid 2 **M3** **89.69 V/m**	Grid 3 **M3** **87.82 V/m**
Grid 4 **M3** **80.09 V/m**	Grid 5 **M3** **82.43 V/m**	Grid 6 **M3** **80.44 V/m**
Grid 7 **M3** **87.49 V/m**	Grid 8 **M3** **87.87 V/m**	Grid 9 **M3** **87.61 V/m**

Total = 89.69 V/m
E Category: M3
Location: 0.5, 22.5, 9.7 mm

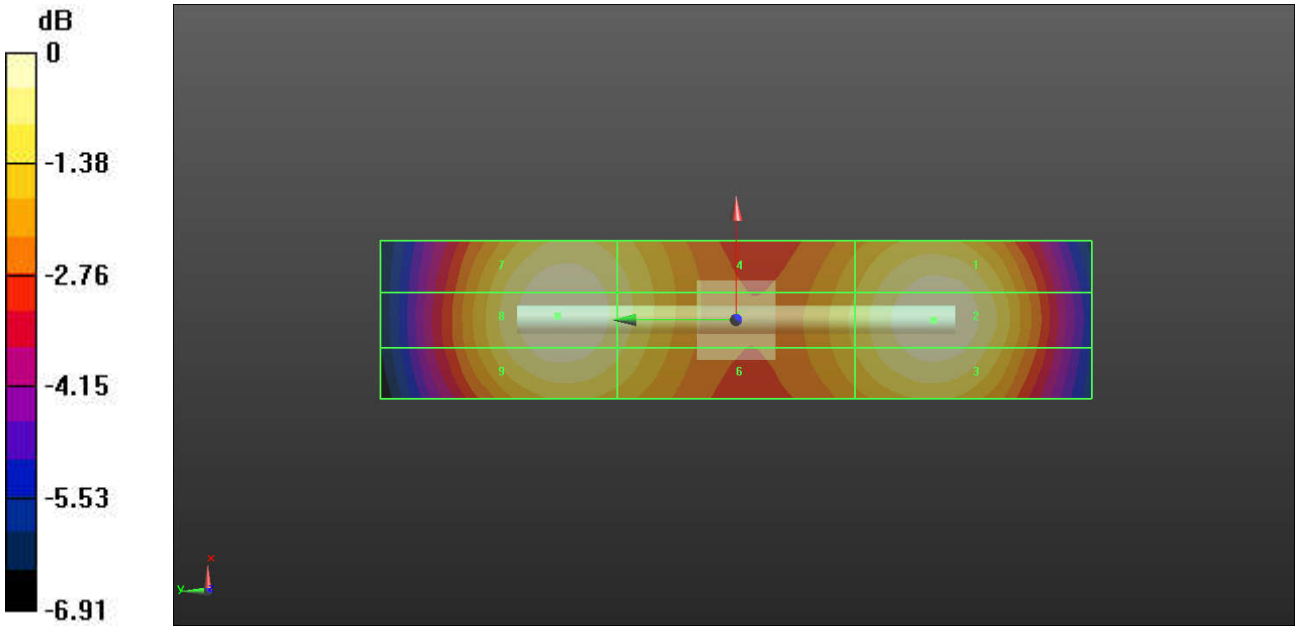

0 dB = 89.69 V/m = 42.43 dBV/m

HAC_E_Dipole_2600

DUT: HAC Dipole 2600 MHz

Communication System: UID 0, CW (0); Frequency: 2600 MHz;Duty Cycle: 1:1
Medium: Air Medium parameters used: $\sigma = 0$ S/m, $\varepsilon_r = 1$; $\rho = 0$ kg/m^3
Ambient Temperature：23.3 °C;

DASY5 Configuration:
- Probe: EF3DV3 - SN4050; ConvF(1, 1, 1); Calibrated: 2022/1/31
- Electronics: DAE4 Sn1650; Calibrated: 2022/8/5
- Phantom: HAC Test Arch with AMCC; Type: SD HAC P01 BA;
- Measurement SW: DASY52, Version 52.10 (4); SEMCAD X Version 14.6.14 (7501)

E Scan - measurement distance from the probe sensor center to CD2600 = 15mm/Hearing Aid Compatibility Test at 15mm distance (41x181x1): Interpolated grid: dx=0.5000 mm, dy=0.5000 mm
Device Reference Point: 0, 0, -6.3 mm
Reference Value = 77.54 V/m; Power Drift = 0.03 dB
PMR not calibrated. PMF = 1.000 is applied.
E-field emissions = 95.47 V/m
Average value of Total=(95.47+93.45)/2=94.46 V/m

PMF scaled E-field

Grid 1 **M3** **93.39 V/m**	Grid 2 **M3** **93.45 V/m**	Grid 3 **M3** **92.37 V/m**
Grid 4 **M3** **86.16 V/m**	Grid 5 **M3** **85.83 V/m**	Grid 6 **M3** **85.97 V/m**
Grid 7 **M3** **93.34 V/m**	Grid 8 **M3** **95.47 V/m**	Grid 9 **M3** **92.94 V/m**

Total = 95.47 V/m
E Category: M3
Location: 1, 23.5, 9.7 mm

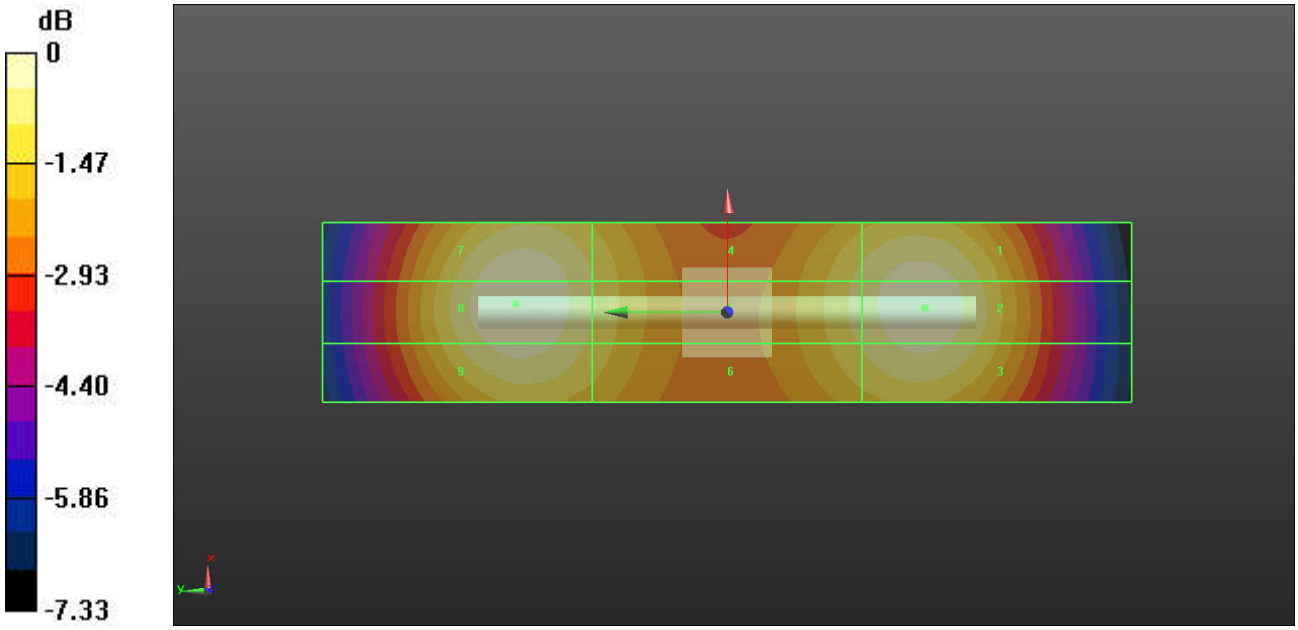

0 dB = 95.47 V/m = 41.06 dBV/m

HAC_E_Dipole_3500

DUT: HAC Dipole 3500 MHz

Communication System: UID 0, CW (0); Frequency: 3500 MHz;Duty Cycle: 1:1
Medium: Air Medium parameters used: $\sigma = 0$ S/m, $\varepsilon_r = 1$; $\rho = 0$ kg/m^3
Ambient Temperature：23.3 ℃

DASY5 Configuration:
- Probe: EF3DV3 - SN4050; ConvF(1, 1, 1); Calibrated: 2022/1/31
- Electronics: DAE4 Sn1650; Calibrated: 2022/8/5
- Phantom: HAC Test Arch with AMCC; Type: SD HAC P01 BA;
- Measurement SW: DASY52, Version 52.10 (4); SEMCAD X Version 14.6.14 (7501)

E Scan - measurement distance from the probe sensor center to CD3500 = 15mm/Hearing Aid Compatibility Test at 15mm distance (41x121x1): Interpolated grid: dx=0.5000 mm, dy=0.5000 mm
Device Reference Point: 0, 0, -6.3 mm
Reference Value = 38.95 V/m; Power Drift = 0.01 dB
PMR not calibrated. PMF = 1.000 is applied.
E-field emissions = 91.51 V/m
Average value of Total=(91.51+87.95)/2=89.73 V/m

PMF scaled E-field

Grid 1 **M3** **89.77 V/m**	Grid 2 **M3** **91.51 V/m**	Grid 3 **M3** **89.62 V/m**
Grid 4 **M3** **85.07 V/m**	Grid 5 **M3** **86.94 V/m**	Grid 6 **M3** **85.66 V/m**
Grid 7 **M3** **84.97 V/m**	Grid 8 **M3** **87.95 V/m**	Grid 9 **M3** **86.65 V/m**

Total = 91.51 V/m
E Category: M3
Location: 0, -14.5, 9.7 mm

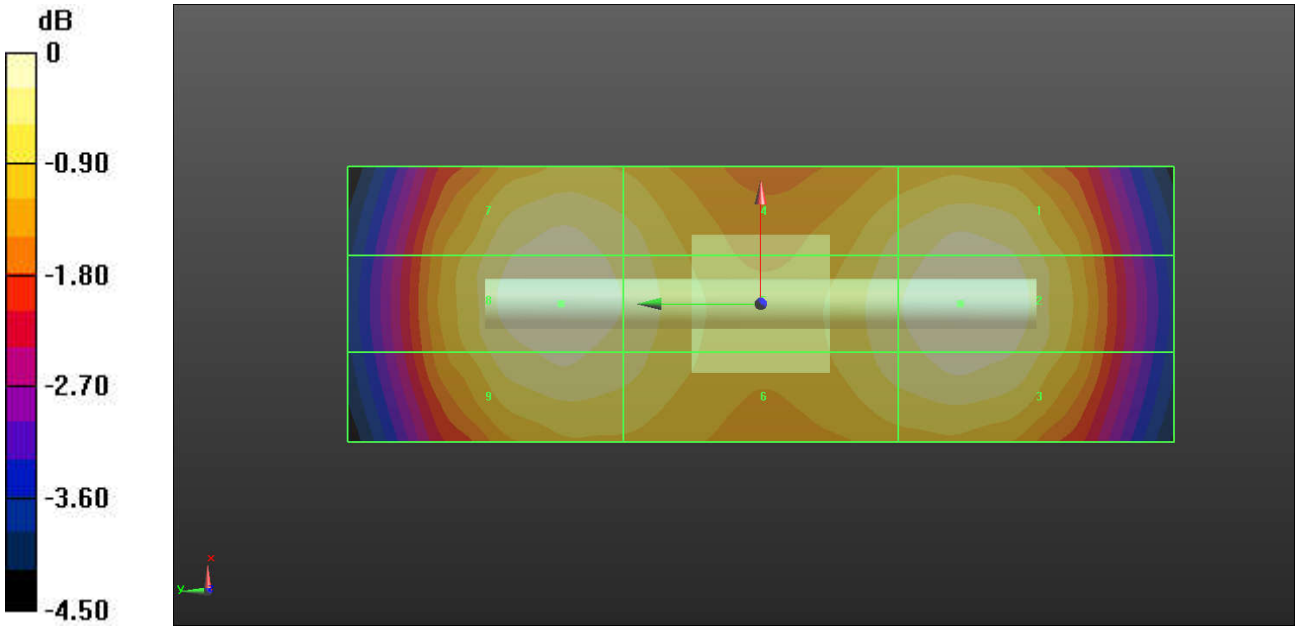

0 dB = 91.51 V/m = 38.93 dBV/m