Test Laboratory: Sporton International Inc. SAR/HAC Testing Lab Date: 2022/12/22

07_LTE Band 26_15M_QPSK_1RB_0Offset_Right Cheek_0mm_Ch26865

Communication System: UID 0, LTE-FDD (0); Frequency: 831.5 MHz;Duty Cycle: 1:1
Medium: HSL_835 Medium parameters used: f = 831.5 MHz; σ = 0.928 S/m; ε_r = 40.909; ρ = 1000 kg/m^3
Ambient Temperature：23.4 ℃; Liquid Temperature：22.8 ℃

DASY5 Configuration:
- Probe: EX3DV4 - SN7630; ConvF(10.05, 10.05, 10.05); Calibrated: 2022/3/4
- Sensor-Surface: 1.4mm (Mechanical Surface Detection)
- Electronics: DAE4 Sn1305; Calibrated: 2022/4/27
- Phantom: Twin-SAM 1; Type: SAM Twin; Serial: 2024
- Measurement SW: DASY52, Version 52.10 (4); SEMCAD X Version 14.6.14 (7501)

Area Scan (81x81x1): Interpolated grid: dx=1.500 mm, dy=1.500 mm
Maximum value of SAR (interpolated) = 1.53 W/kg

Zoom Scan (6x6x7)/Cube 0: Measurement grid: dx=8mm, dy=8mm, dz=5mm
Reference Value = 32.05 V/m; Power Drift = 0.07 dB
Peak SAR (extrapolated) = 1.60 W/kg
SAR(1 g) = 0.793 W/kg; SAR(10 g) = 0.491 W/kg
Maximum value of SAR (measured) = 1.27 W/kg

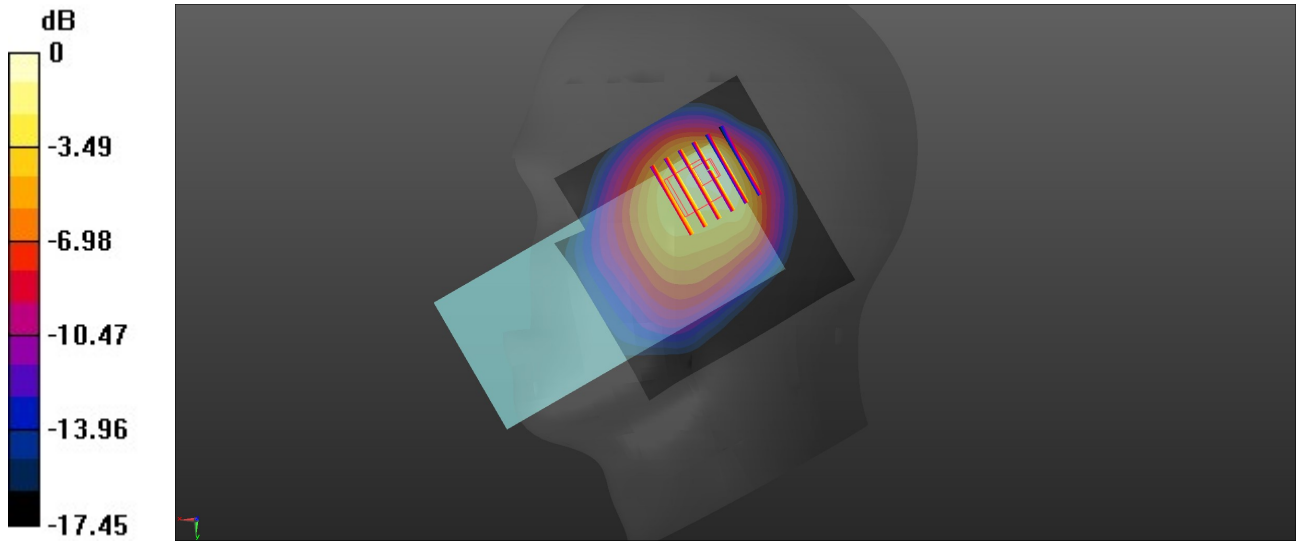

0 dB = 1.27 W/kg = 1.04 dBW/kg

Test Laboratory: Sporton International Inc. SAR/HAC Testing Lab Date: 2022/12/23

08_WCDMA IV_RMC 12.2Kbps_Left Cheek_0mm_Ch1413

Communication System: UID 0, WCDMA (0); Frequency: 1732.6 MHz;Duty Cycle: 1:1
Medium: HSL_1750 Medium parameters used: f = 1732.6 MHz; σ = 1.38 S/m; ε_r = 38.455; ρ = 1000 kg/m^3
Ambient Temperature：23.1 ℃; Liquid Temperature：22.7 ℃

DASY5 Configuration:
- Probe: EX3DV4 - SN7630; ConvF(8.97, 8.97, 8.97); Calibrated: 2022/3/4
- Sensor-Surface: 1.4mm (Mechanical Surface Detection)
- Electronics: DAE4 Sn1305; Calibrated: 2022/4/27
- Phantom: Twin-SAM 1; Type: SAM Twin; Serial: 2024
- Measurement SW: DASY52, Version 52.10 (4); SEMCAD X Version 14.6.14 (7501)

Area Scan (81x81x1): Interpolated grid: dx=1.500 mm, dy=1.500 mm
Maximum value of SAR (interpolated) = 0.190 W/kg

Zoom Scan (5x6x7)/Cube 0: Measurement grid: dx=8mm, dy=8mm, dz=5mm
Reference Value = 11.77 V/m; Power Drift = 0.09 dB
Peak SAR (extrapolated) = 0.243 W/kg
SAR(1 g) = 0.159 W/kg; SAR(10 g) = 0.100 W/kg
Maximum value of SAR (measured) = 0.185 W/kg



0 dB = 0.185 W/kg = -7.33 dBW/kg

Test Laboratory: Sporton International Inc. SAR/HAC Testing Lab Date: 2022/12/23

09_LTE Band 66_20M_QPSK_1RB_0Offset_Left Cheek_0mm_Ch132322

Communication System: UID 0, LTE-FDD (0); Frequency: 1745 MHz;Duty Cycle: 1:1
Medium: HSL_1750 Medium parameters used: f = 1745 MHz; σ = 1.386 S/m; ε_r = 38.472; ρ = 1000 kg/m^3
Ambient Temperature：23.1 ℃; Liquid Temperature：22.7 ℃

DASY5 Configuration:
- Probe: EX3DV4 - SN7630; ConvF(8.97, 8.97, 8.97); Calibrated: 2022/3/4
- Sensor-Surface: 1.4mm (Mechanical Surface Detection)
- Electronics: DAE4 Sn1305; Calibrated: 2022/4/27
- Phantom: Twin-SAM 1; Type: SAM Twin; Serial: 2024
- Measurement SW: DASY52, Version 52.10 (4); SEMCAD X Version 14.6.14 (7501)

Area Scan (81x81x1): Interpolated grid: dx=1.500 mm, dy=1.500 mm
Maximum value of SAR (interpolated) = 0.159 W/kg

Zoom Scan (5x6x7)/Cube 0: Measurement grid: dx=8mm, dy=8mm, dz=5mm
Reference Value = 10.72 V/m; Power Drift = 0.04 dB
Peak SAR (extrapolated) = 0.206 W/kg
SAR(1 g) = 0.138 W/kg; SAR(10 g) = 0.089 W/kg
Maximum value of SAR (measured) = 0.161 W/kg

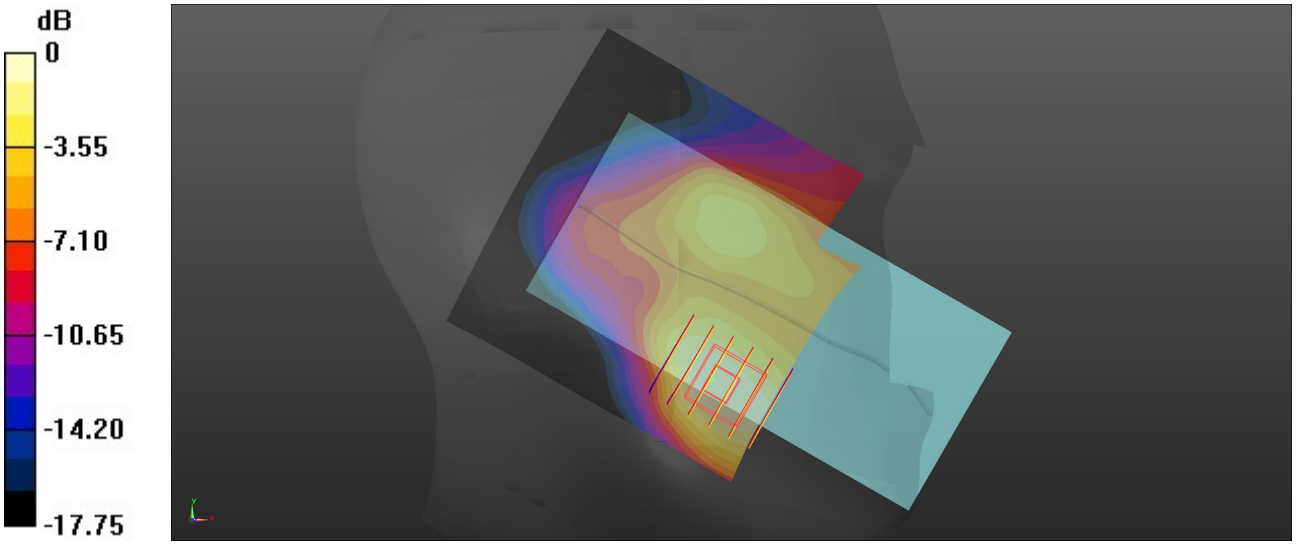

0 dB = 0.161 W/kg = -7.93 dBW/kg

Test Laboratory: Sporton International Inc. SAR/HAC Testing Lab Date: 2022/12/24

10_GSM1900_GPRS (4 Tx slots)_Right Tilted_0mm_Ch810

Communication System: UID 0, PCS (0); Frequency: 1909.8 MHz;Duty Cycle: 1:2.08
Medium: HSL_1900 Medium parameters used: f = 1910 MHz; σ = 1.467 S/m; ε_r = 40.074; ρ = 1000 kg/m^3
Ambient Temperature：23.1 ℃; Liquid Temperature：22.6 ℃

DASY5 Configuration:
- Probe: EX3DV4 - SN7630; ConvF(8.51, 8.51, 8.51); Calibrated: 2022/3/4
- Sensor-Surface: 1.4mm (Mechanical Surface Detection)
- Electronics: DAE4 Sn1305; Calibrated: 2022/4/27
- Phantom: Twin-SAM 1; Type: SAM Twin; Serial: 2024
- Measurement SW: DASY52, Version 52.10 (4); SEMCAD X Version 14.6.14 (7501)

Area Scan (81x81x1): Interpolated grid: dx=1.500 mm, dy=1.500 mm
Maximum value of SAR (interpolated) = 1.51 W/kg

Zoom Scan (5x5x7)/Cube 0: Measurement grid: dx=8mm, dy=8mm, dz=5mm
Reference Value = 31.53 V/m; Power Drift = -0.01 dB
Peak SAR (extrapolated) = 1.80 W/kg
SAR(1 g) = 0.871 W/kg; SAR(10 g) = 0.392 W/kg
Maximum value of SAR (measured) = 1.53 W/kg



0 dB = 1.53 W/kg = 1.85 dBW/kg

Test Laboratory: Sporton International Inc. SAR/HAC Testing Lab Date: 2022/12/24

11_WCDMA II_RMC 12.2Kbps_Right Tilted_0mm_Ch9538

Communication System: UID 0, WCDMA (0); Frequency: 1907.6 MHz;Duty Cycle: 1:1
Medium: HSL_1900 Medium parameters used: f = 1908 MHz; σ = 1.465 S/m; ε_r = 40.075; ρ = 1000 kg/m^3
Ambient Temperature：23.1 ℃; Liquid Temperature：22.6 ℃

DASY5 Configuration:
- Probe: EX3DV4 - SN7630; ConvF(8.51, 8.51, 8.51); Calibrated: 2022/3/4
- Sensor-Surface: 1.4mm (Mechanical Surface Detection)
- Electronics: DAE4 Sn1305; Calibrated: 2022/4/27
- Phantom: Twin-SAM 1; Type: SAM Twin; Serial: 2024
- Measurement SW: DASY52, Version 52.10 (4); SEMCAD X Version 14.6.14 (7501)

Area Scan (81x81x1): Interpolated grid: dx=1.500 mm, dy=1.500 mm
Maximum value of SAR (interpolated) = 1.30 W/kg

Zoom Scan (5x5x7)/Cube 0: Measurement grid: dx=8mm, dy=8mm, dz=5mm
Reference Value = 27.84 V/m; Power Drift = -0.09 dB
Peak SAR (extrapolated) = 1.70 W/kg
SAR(1 g) = 0.787 W/kg; SAR(10 g) = 0.351 W/kg
Maximum value of SAR (measured) = 1.37 W/kg



0 dB = 1.37 W/kg = 1.37 dBW/kg

Test Laboratory: Sporton International Inc. SAR/HAC Testing Lab Date: 2022/12/24

12_LTE Band 25_20M_QPSK_1RB_0Offset_Right Tilted_0mm_Ch26590

Communication System: UID 0, LTE-FDD (0); Frequency: 1905 MHz;Duty Cycle: 1:1
Medium: HSL_1900 Medium parameters used: f = 1905 MHz; σ = 1.464 S/m; ε_r = 40.077; ρ = 1000 kg/m^3
Ambient Temperature：23.1 ℃; Liquid Temperature：22.6 ℃

DASY5 Configuration:
- Probe: EX3DV4 - SN7630; ConvF(8.51, 8.51, 8.51); Calibrated: 2022/3/4
- Sensor-Surface: 1.4mm (Mechanical Surface Detection)
- Electronics: DAE4 Sn1305; Calibrated: 2022/4/27
- Phantom: Twin-SAM 1; Type: SAM Twin; Serial: 2024
- Measurement SW: DASY52, Version 52.10 (4); SEMCAD X Version 14.6.14 (7501)

Area Scan (81x81x1): Interpolated grid: dx=1.500 mm, dy=1.500 mm
Maximum value of SAR (interpolated) = 1.27 W/kg

Zoom Scan (5x5x7)/Cube 0: Measurement grid: dx=8mm, dy=8mm, dz=5mm
Reference Value = 27.38 V/m; Power Drift = -0.15 dB
Peak SAR (extrapolated) = 1.46 W/kg
SAR(1 g) = 0.716 W/kg; SAR(10 g) = 0.324 W/kg
Maximum value of SAR (measured) = 1.23 W/kg



0 dB = 1.23 W/kg = 0.90 dBW/kg

Test Laboratory: Sporton International Inc. SAR/HAC Testing Lab Date: 2022/12/25

13_LTE Band 30_10M_QPSK_1RB_0Offset_Left Cheek_0mm_Ch27710

Communication System: UID 0, LTE-FDD (0); Frequency: 2310 MHz;Duty Cycle: 1:1
Medium: HSL_2300 Medium parameters used: f = 2310 MHz; σ = 1.737 S/m; ε_r = 39.19; ρ = 1000 kg/m^3
Ambient Temperature：23.4 ℃; Liquid Temperature：22.9 ℃

DASY5 Configuration:
- Probe: EX3DV4 - SN7630; ConvF(8.37, 8.37, 8.37); Calibrated: 2022/3/4
- Sensor-Surface: 1.4mm (Mechanical Surface Detection)
- Electronics: DAE4 Sn1305; Calibrated: 2022/4/27
- Phantom: Twin-SAM 1; Type: SAM Twin; Serial: 2024
- Measurement SW: DASY52, Version 52.10 (4); SEMCAD X Version 14.6.14 (7501)

Area Scan (81x81x1): Interpolated grid: dx=1.500 mm, dy=1.500 mm
Maximum value of SAR (interpolated) = 0.453 W/kg

Zoom Scan (5x5x7)/Cube 0: Measurement grid: dx=8mm, dy=8mm, dz=5mm
Reference Value = 16.36 V/m; Power Drift = 0.05 dB
Peak SAR (extrapolated) = 0.631 W/kg
SAR(1 g) = 0.368 W/kg; SAR(10 g) = 0.208 W/kg
Maximum value of SAR (measured) = 0.454 W/kg

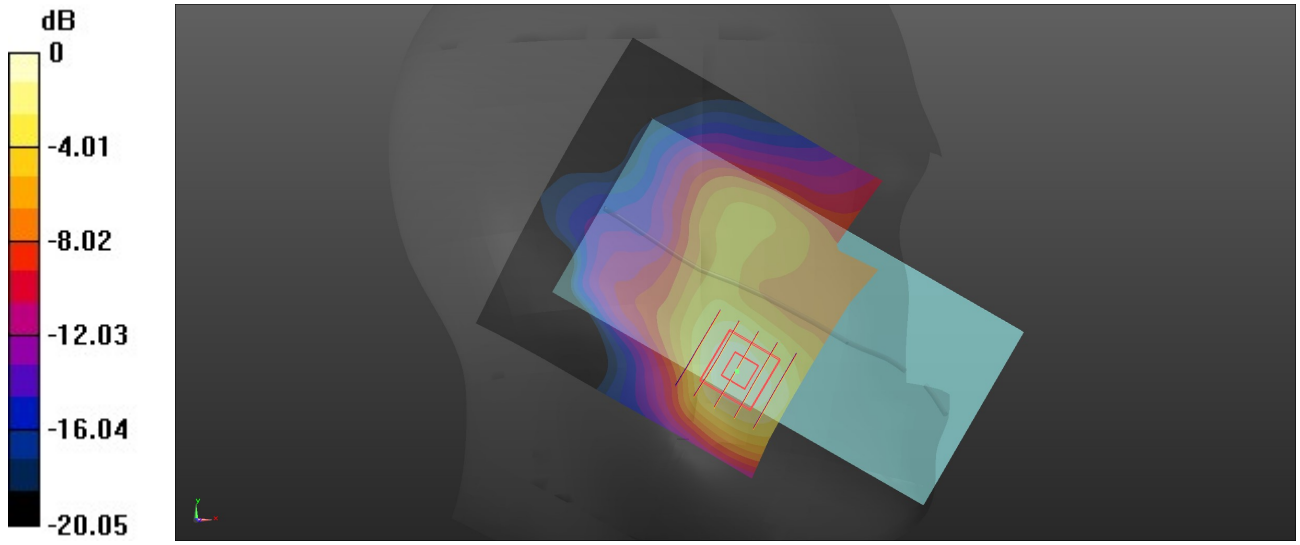

0 dB = 0.454 W/kg = -3.43 dBW/kg

Test Laboratory: Sporton International Inc. SAR/HAC Testing Lab Date: 2022/12/27

14_LTE Band 7_20M_QPSK_1RB_0Offset_Left Cheek_0mm_Ch21100

Communication System: UID 0, LTE-FDD (0); Frequency: 2535 MHz;Duty Cycle: 1:1
Medium: HSL_2600 Medium parameters used: f = 2535 MHz; σ = 1.911 S/m; ε_r = 39.047; ρ = 1000 kg/m^3
Ambient Temperature：23.2 ℃; Liquid Temperature：22.7 ℃

DASY5 Configuration:
- Probe: EX3DV4 - SN7630; ConvF(7.82, 7.82, 7.82); Calibrated: 2022/3/4
- Sensor-Surface: 1.4mm (Mechanical Surface Detection)
- Electronics: DAE4 Sn1305; Calibrated: 2022/4/27
- Phantom: Twin-SAM 1; Type: SAM Twin; Serial: 2024
- Measurement SW: DASY52, Version 52.10 (4); SEMCAD X Version 14.6.14 (7501)

Area Scan (91x101x1): Interpolated grid: dx=1.200 mm, dy=1.200 mm
Maximum value of SAR (interpolated) = 0.595 W/kg

Zoom Scan (7x7x7)/Cube 0: Measurement grid: dx=5mm, dy=5mm, dz=5mm
Reference Value = 18.23 V/m; Power Drift = -0.01 dB
Peak SAR (extrapolated) = 0.837 W/kg
SAR(1 g) = 0.474 W/kg; SAR(10 g) = 0.253 W/kg
Maximum value of SAR (measured) = 0.585 W/kg

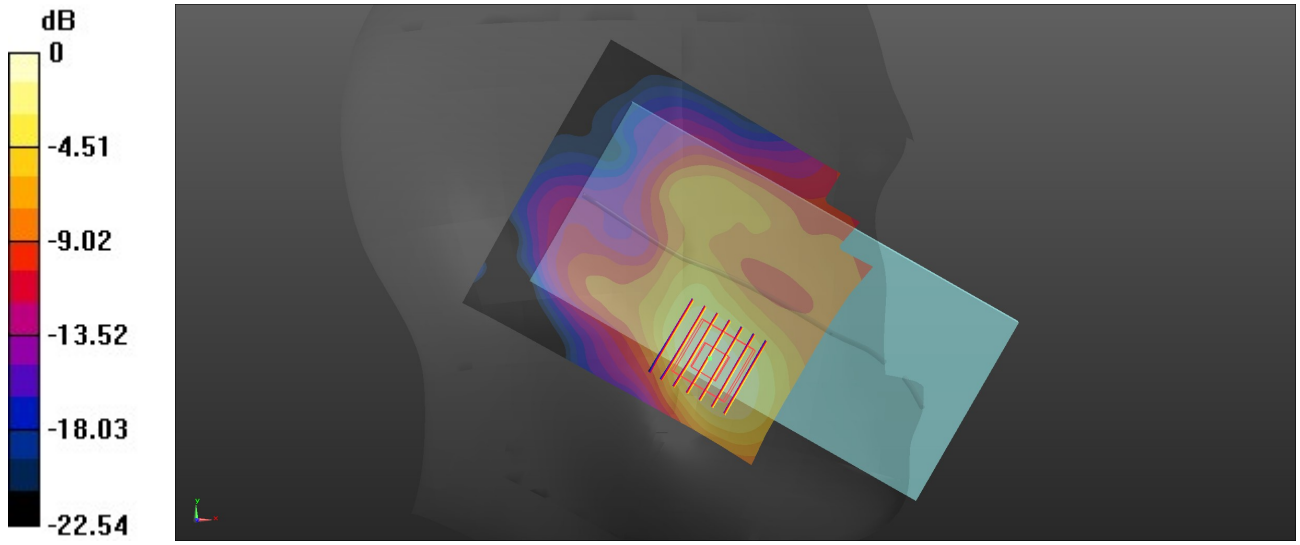

0 dB = 0.585 W/kg = -2.33 dBW/kg

Test Laboratory: Sporton International Inc. SAR/HAC Testing Lab Date: 2022/12/27

15_LTE Band 41 HPUE_20M_QPSK_1RB_0Offset_Left Cheek_0mm_Ch40620

Communication System: UID 0, LTE-HPUE (0); Frequency: 2593 MHz;Duty Cycle: 1:2.33
Medium: HSL_2600 Medium parameters used: f = 2593 MHz; σ = 1.976 S/m; ε_r = 39.073; ρ = 1000 kg/m^3
Ambient Temperature：23.2 ℃; Liquid Temperature：22.7 ℃

DASY5 Configuration:
- Probe: EX3DV4 - SN7630; ConvF(7.82, 7.82, 7.82); Calibrated: 2022/3/4
- Sensor-Surface: 1.4mm (Mechanical Surface Detection)
- Electronics: DAE4 Sn1305; Calibrated: 2022/4/27
- Phantom: Twin-SAM 1; Type: SAM Twin; Serial: 2024
- Measurement SW: DASY52, Version 52.10 (4); SEMCAD X Version 14.6.14 (7501)

Area Scan (91x101x1): Interpolated grid: dx=1.200 mm, dy=1.200 mm
Maximum value of SAR (interpolated) = 0.606 W/kg

Zoom Scan (7x7x7)/Cube 0: Measurement grid: dx=5mm, dy=5mm, dz=5mm
Reference Value = 17.89 V/m; Power Drift = -0.05 dB
Peak SAR (extrapolated) = 0.802 W/kg
SAR(1 g) = 0.453 W/kg; SAR(10 g) = 0.237 W/kg
Maximum value of SAR (measured) = 0.570 W/kg

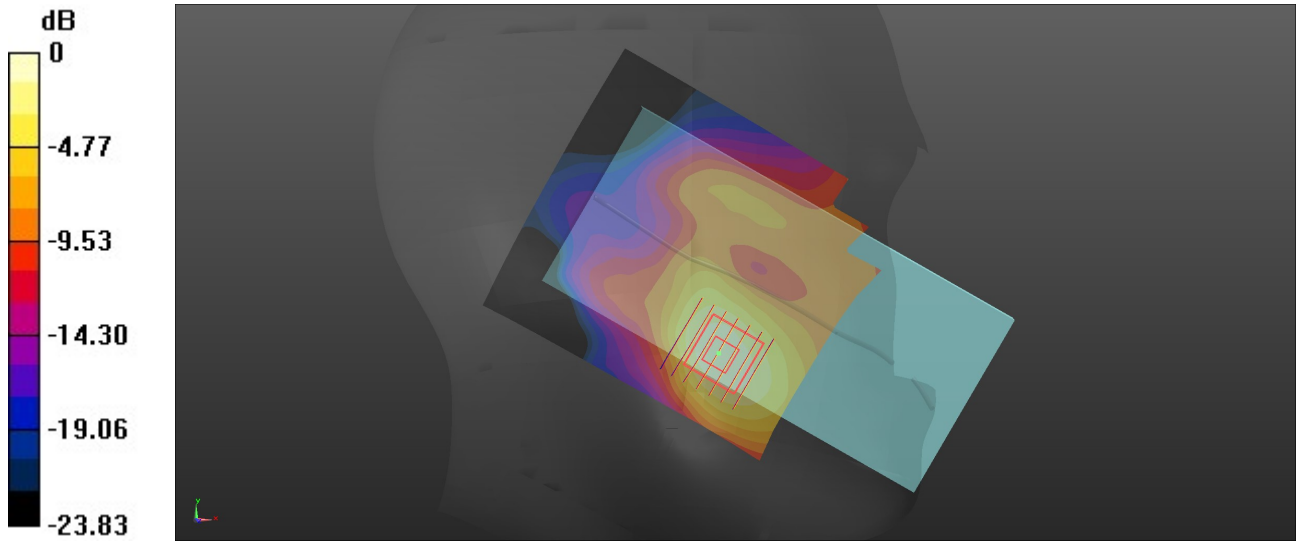

0 dB = 0.570 W/kg = -2.44 dBW/kg

Test Laboratory: Sporton International Inc. SAR/HAC Testing Lab Date: 2022/12/26

16_WLAN2.4GHz_802.11b 1Mbps_Left Cheek_0mm_Ch6

Communication System: UID 0, WLAN2.4GHz (0); Frequency: 2437 MHz;Duty Cycle: 1:1
Medium: HSL_2450 Medium parameters used: f = 2437 MHz; σ = 1.823 S/m; ε_r = 37.455; ρ = 1000 kg/m^3
Ambient Temperature：23.2 ℃; Liquid Temperature：22.6 ℃

DASY5 Configuration:
- Probe: EX3DV4 - SN7630; ConvF(8.13, 8.13, 8.13); Calibrated: 2022/3/4
- Sensor-Surface: 1.4mm (Mechanical Surface Detection)
- Electronics: DAE4 Sn1305; Calibrated: 2022/4/27
- Phantom: Twin-SAM 1; Type: SAM Twin; Serial: 2024
- Measurement SW: DASY52, Version 52.10 (4); SEMCAD X Version 14.6.14 (7501)

Area Scan (101x111x1): Interpolated grid: dx=1.200 mm, dy=1.200 mm
Maximum value of SAR (interpolated) = 1.63 W/kg

Zoom Scan (7x7x7)/Cube 0: Measurement grid: dx=5mm, dy=5mm, dz=5mm
Reference Value = 15.16 V/m; Power Drift = -0.03 dB
Peak SAR (extrapolated) = 2.24 W/kg
SAR(1 g) = 1.01 W/kg; SAR(10 g) = 0.587 W/kg
Maximum value of SAR (measured) = 1.47 W/kg

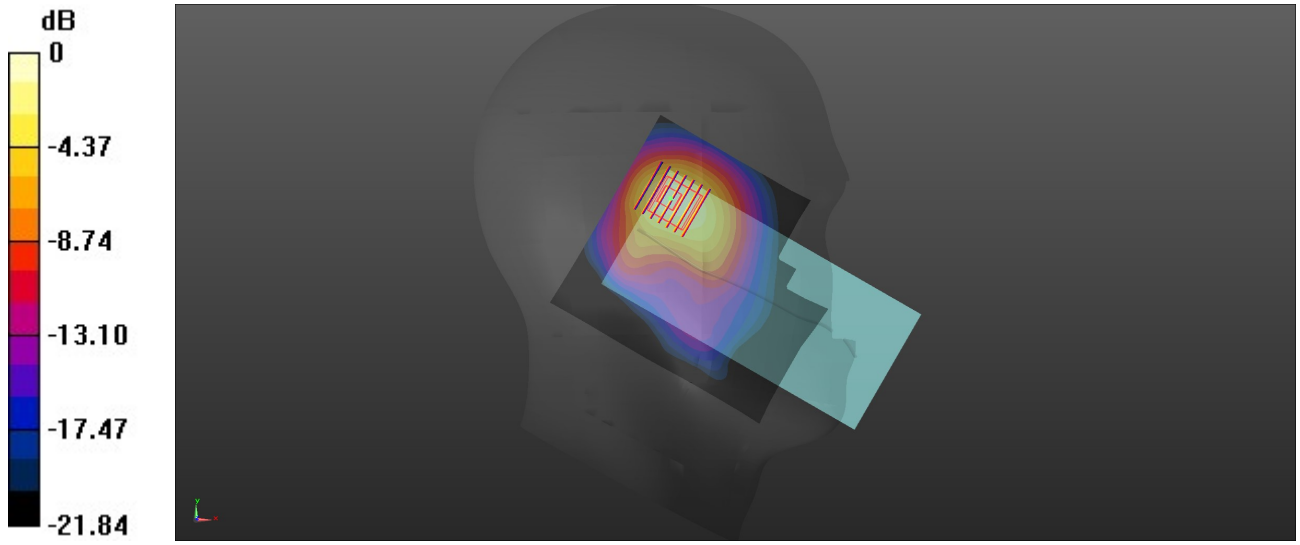

0 dB = 1.47 W/kg = 1.67 dBW/kg

Test Laboratory: Sporton International Inc. SAR/HAC Testing Lab Date: 2022/12/26

17_Bluetooth_1Mbps_Left Cheek_0mm_Ch78

Communication System: UID 0, Bluetooth (0); Frequency: 2480 MHz;Duty Cycle: 1:1.3
Medium: HSL_2450 Medium parameters used: f = 2480 MHz; σ = 1.846 S/m; ε_r = 37.414; ρ = 1000 kg/m^3
Ambient Temperature：23.2 ℃; Liquid Temperature：22.6 ℃

DASY5 Configuration:
- Probe: EX3DV4 - SN7630; ConvF(8.13, 8.13, 8.13); Calibrated: 2022/3/4
- Sensor-Surface: 1.4mm (Mechanical Surface Detection)
- Electronics: DAE4 Sn1305; Calibrated: 2022/4/27
- Phantom: Twin-SAM 1; Type: SAM Twin; Serial: 2024
- Measurement SW: DASY52, Version 52.10 (4); SEMCAD X Version 14.6.14 (7501)

Area Scan (101x101x1): Interpolated grid: dx=1.200 mm, dy=1.200 mm
Maximum value of SAR (interpolated) = 0.141 W/kg

Zoom Scan (8x7x7)/Cube 0: Measurement grid: dx=5mm, dy=5mm, dz=5mm
Reference Value = 0 V/m; Power Drift = 0.09 dB
Peak SAR (extrapolated) = 0.191 W/kg
SAR(1 g) = 0.09 W/kg; SAR(10 g) = 0.045 W/kg
Maximum value of SAR (measured) = 0.123 W/kg

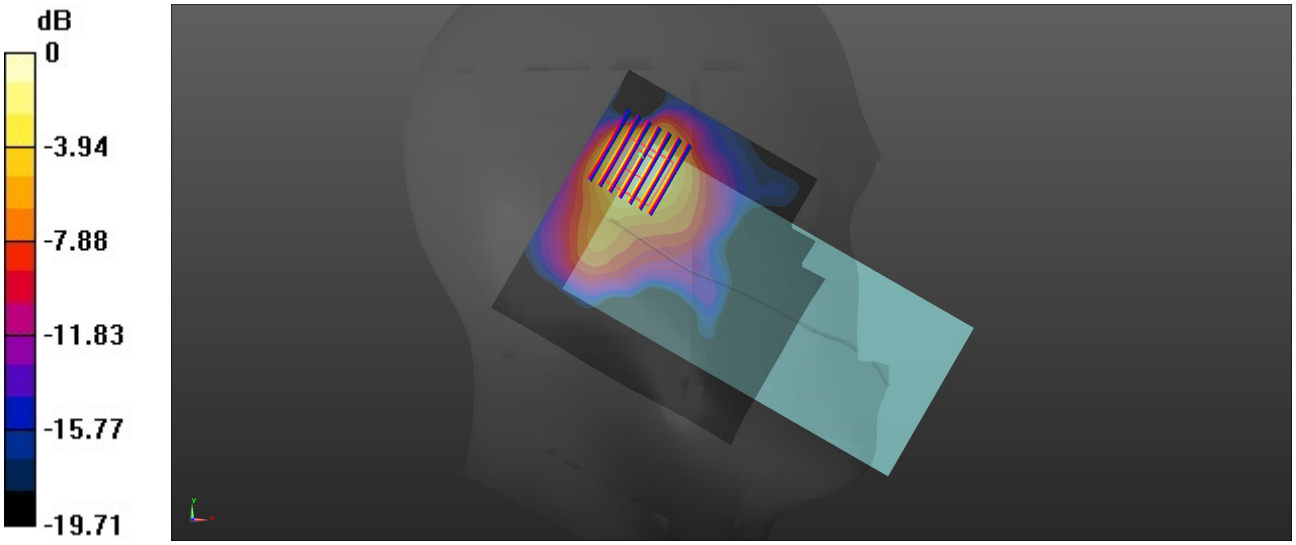

0 dB = 0.101 W/kg = -9.96 dBW/kg

Test Laboratory: Sporton International Inc. SAR/HAC Testing Lab Date: 2022/12/28

18_WLAN5GHz_802.11a 6Mbps_Left Cheek_0mm_Ch44

Communication System: UID 0, WLAN5GHz (0); Frequency: 5220 MHz;Duty Cycle: 1:1
Medium: HSL_5000 Medium parameters used: f = 5220 MHz; σ = 4.647 S/m; ε_r = 36.741; ρ = 1000 kg/m^3
Ambient Temperature：23.2 ℃; Liquid Temperature：22.9 ℃

DASY5 Configuration:
- Probe: EX3DV4 - SN7630; ConvF(5.7, 5.7, 5.7); Calibrated: 2022/3/4
- Sensor-Surface: 1.4mm (Mechanical Surface Detection)
- Electronics: DAE4 Sn1305; Calibrated: 2022/4/27
- Phantom: Twin-SAM 1; Type: SAM Twin; Serial: 2024
- Measurement SW: DASY52, Version 52.10 (4); SEMCAD X Version 14.6.14 (7501)

Area Scan (121x101x1): Interpolated grid: dx=1.000 mm, dy=1.000 mm
Maximum value of SAR (interpolated) = 2.18 W/kg

Zoom Scan (9x9x7)/Cube 0: Measurement grid: dx=4mm, dy=4mm, dz=1.4mm
Reference Value = 3.319 V/m; Power Drift = 0.06 dB
Peak SAR (extrapolated) = 3.71 W/kg
SAR(1 g) = 0.780 W/kg; SAR(10 g) = 0.194 W/kg
Maximum value of SAR (measured) = 2.20 W/kg

Zoom Scan (9x9x7)/Cube 1: Measurement grid: dx=4mm, dy=4mm, dz=1.4mm
Reference Value = 3.319 V/m; Power Drift = 0.06 dB
Peak SAR (extrapolated) = 3.12 W/kg
SAR(1 g) = 0.679 W/kg; SAR(10 g) = 0.186 W/kg
Maximum value of SAR (measured) = 1.81 W/kg

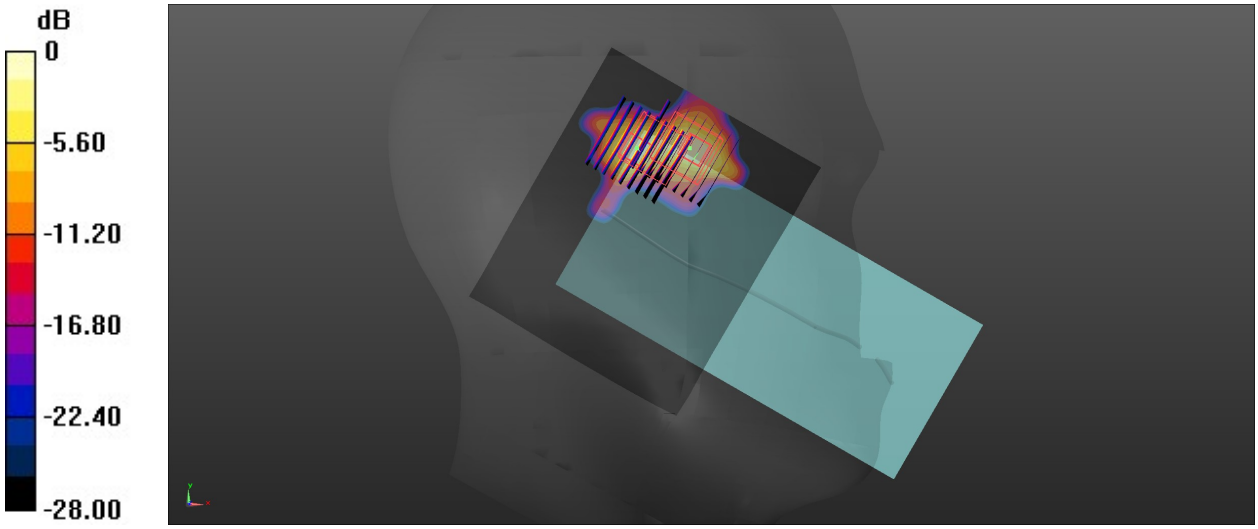

0 dB = 1.81 W/kg = 2.58 dBW/kg

Test Laboratory: Sporton International Inc. SAR/HAC Testing Lab Date: 2022/12/28

19_WLAN5GHz_802.11ac-VHT80 MCS0_Left Cheek_0mm_Ch58

Communication System: UID 0, WLAN5GHz (0); Frequency: 5290 MHz;Duty Cycle: 1:1
Medium: HSL_5000 Medium parameters used: f = 5300 MHz; σ = 4.727 S/m; ε_r = 36.585; ρ = 1000 kg/m^3
Ambient Temperature：23.2 ℃; Liquid Temperature：22.9 ℃

DASY5 Configuration:
- Probe: EX3DV4 - SN7630; ConvF(5.7, 5.7, 5.7); Calibrated: 2022/3/4
- Sensor-Surface: 1.4mm (Mechanical Surface Detection)
- Electronics: DAE4 Sn1305; Calibrated: 2022/4/27
- Phantom: Twin-SAM 1; Type: SAM Twin; Serial: 2024
- Measurement SW: DASY52, Version 52.10 (4); SEMCAD X Version 14.6.14 (7501)

Area Scan (111x101x1): Interpolated grid: dx=1.000 mm, dy=1.000 mm
Maximum value of SAR (interpolated) = 1.68 W/kg

Zoom Scan (8x8x7)/Cube 0: Measurement grid: dx=4mm, dy=4mm, dz=1.4mm
Reference Value = 2.790 V/m; Power Drift = -0.01 dB
Peak SAR (extrapolated) = 3.04 W/kg
SAR(1 g) = 0.556 W/kg; SAR(10 g) = 0.163 W/kg
Maximum value of SAR (measured) = 1.74 W/kg

Zoom Scan (8x8x7)/Cube 1: Measurement grid: dx=4mm, dy=4mm, dz=1.4mm
Reference Value = 2.790 V/m; Power Drift = -0.01 dB
Peak SAR (extrapolated) = 3.90 W/kg
SAR(1 g) = 0.780 W/kg; SAR(10 g) = 0.196 W/kg
Maximum value of SAR (measured) = 2.02 W/kg

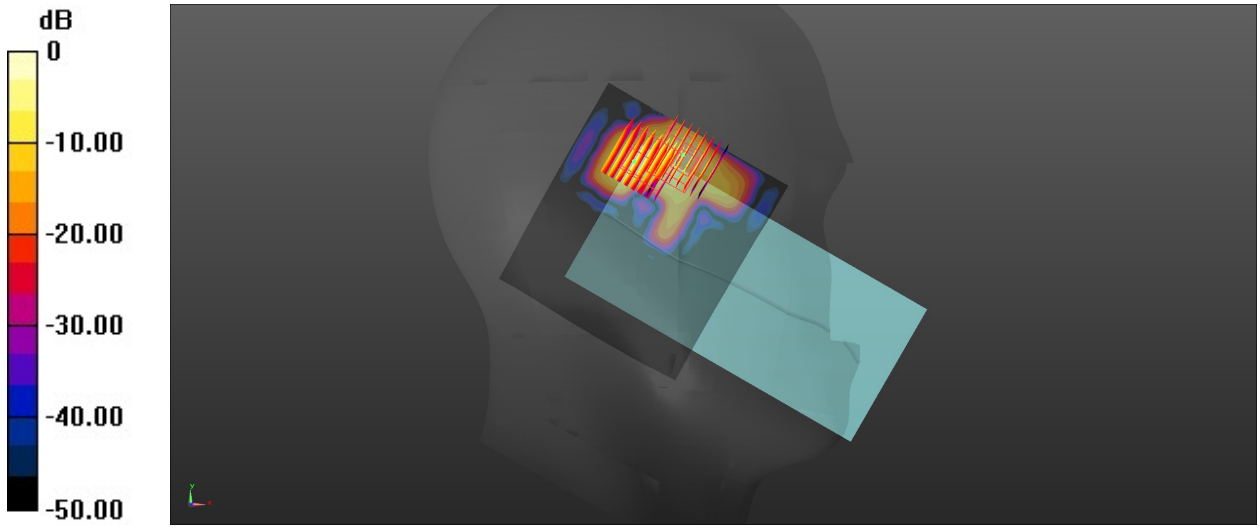

0 dB = 2.02 W/kg = 3.05 dBW/kg

Test Laboratory: Sporton International Inc. SAR/HAC Testing Lab Date: 2022/12/30

20_WLAN5GHz_802.11ac-VHT80 MCS0_Left Cheek_0mm_Ch138

Communication System: UID 0, WLAN5GHz (0); Frequency: 5690 MHz;Duty Cycle: 1:1
Medium: HSL_5000 Medium parameters used: f = 5690 MHz; σ = 5.188 S/m; ε_r = 35.871; ρ = 1000 kg/m^3
Ambient Temperature：23.1 ℃; Liquid Temperature：22.8 ℃

DASY5 Configuration:
- Probe: EX3DV4 - SN7630; ConvF(5.15, 5.15, 5.15); Calibrated: 2022/3/4
- Sensor-Surface: 1.4mm (Mechanical Surface Detection)
- Electronics: DAE4 Sn1305; Calibrated: 2022/4/27
- Phantom: Twin-SAM 1; Type: SAM Twin; Serial: 2024
- Measurement SW: DASY52, Version 52.10 (4); SEMCAD X Version 14.6.14 (7501)

Area Scan (111x101x1): Interpolated grid: dx=1.000 mm, dy=1.000 mm
Maximum value of SAR (interpolated) = 1.54 W/kg

Zoom Scan (8x9x7)/Cube 0: Measurement grid: dx=4mm, dy=4mm, dz=1.4mm
Reference Value = 3.284 V/m; Power Drift = -0.06 dB
Peak SAR (extrapolated) = 4.12 W/kg
SAR(1 g) = 0.770 W/kg; SAR(10 g) = 0.168 W/kg
Maximum value of SAR (measured) = 2.52 W/kg

Zoom Scan (8x9x7)/Cube 1: Measurement grid: dx=4mm, dy=4mm, dz=1.4mm
Reference Value = 3.284 V/m; Power Drift = -0.06 dB
Peak SAR (extrapolated) = 2.34 W/kg
SAR(1 g) = 0.353 W/kg; SAR(10 g) = 0.103 W/kg
Maximum value of SAR (measured) = 1.44 W/kg

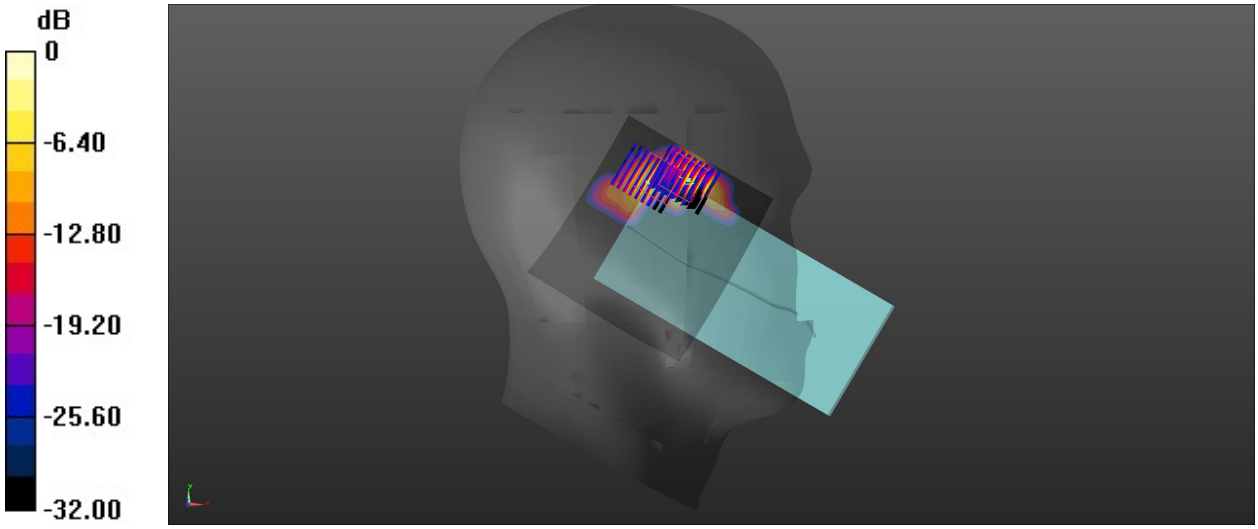

0 dB = 1.44 W/kg = 1.58 dBW/kg

Test Laboratory: Sporton International Inc. SAR/HAC Testing Lab Date: 2022/12/30

21_WLAN5GHz_802.11ac-VHT80 MCS0_Left Cheek_0mm_Ch155

Communication System: UID 0, WLAN5GHz (0); Frequency: 5775 MHz;Duty Cycle: 1:1
Medium: HSL_5000 Medium parameters used: f = 5775 MHz; σ = 5.286 S/m; ε_r = 35.727; ρ = 1000 kg/m^3
Ambient Temperature：23.1 ℃; Liquid Temperature：22.8 ℃

DASY5 Configuration:
- Probe: EX3DV4 - SN7630; ConvF(5.15, 5.15, 5.15); Calibrated: 2022/3/4
- Sensor-Surface: 1.4mm (Mechanical Surface Detection)
- Electronics: DAE4 Sn1305; Calibrated: 2022/4/27
- Phantom: Twin-SAM 1; Type: SAM Twin; Serial: 2024
- Measurement SW: DASY52, Version 52.10 (4); SEMCAD X Version 14.6.14 (7501)

Area Scan (121x121x1): Interpolated grid: dx=1.000 mm, dy=1.000 mm
Maximum value of SAR (interpolated) = 2.22 W/kg

Zoom Scan (8x8x7)/Cube 0: Measurement grid: dx=4mm, dy=4mm, dz=1.4mm
Reference Value = 1.497 V/m; Power Drift = 0.02 dB
Peak SAR (extrapolated) = 4.34 W/kg
SAR(1 g) = 0.828 W/kg; SAR(10 g) = 0.182 W/kg
Maximum value of SAR (measured) = 2.42 W/kg

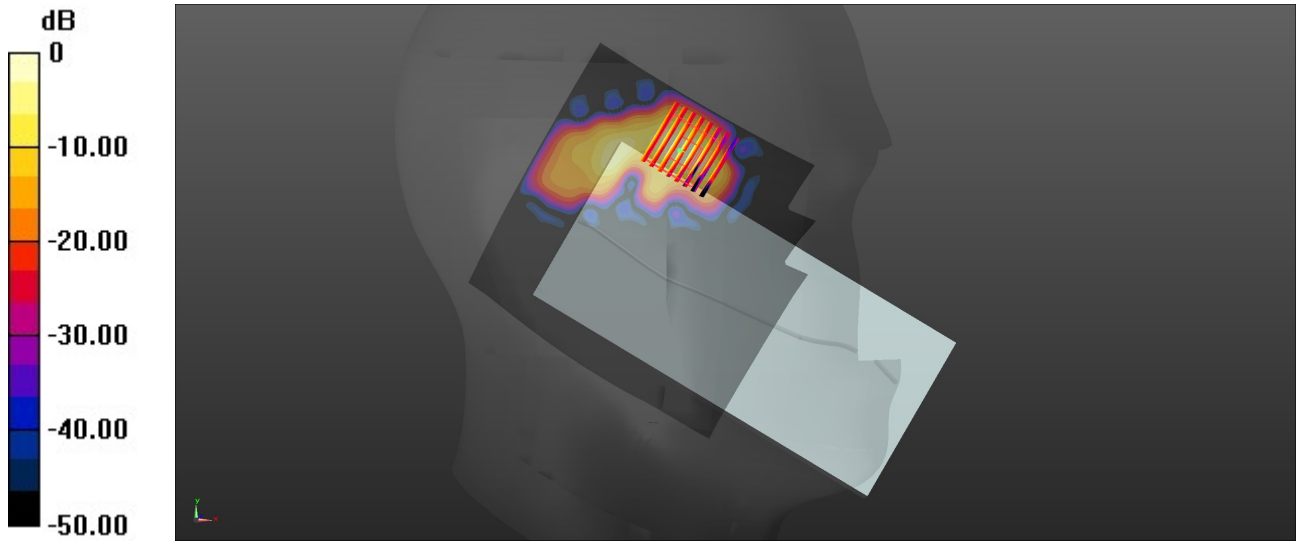

0 dB = 2.42 W/kg = 3.84 dBW/kg

Test Laboratory: Sporton International Inc. SAR/HAC Testing Lab Date: 2022/12/31

22_LTE Band 71_20M_QPSK_1RB_0Offset_Back_5mm_Ch133322

Communication System: UID 0, LTE-FDD (0); Frequency: 683 MHz;Duty Cycle: 1:1
Medium: HSL_750 Medium parameters used: f = 683 MHz; σ = 0.9 S/m; ε_r = 42.263; ρ = 1000 kg/m^3
Ambient Temperature：23.2 ℃; Liquid Temperature：22.6 ℃

DASY5 Configuration:
- Probe: EX3DV4 - SN7630; ConvF(10.35, 10.35, 10.35); Calibrated: 2022/3/4
- Sensor-Surface: 1.4mm (Mechanical Surface Detection)
- Electronics: DAE4 Sn1305; Calibrated: 2022/4/27
- Phantom: Twin-SAM 1; Type: SAM Twin; Serial: 2024
- Measurement SW: DASY52, Version 52.10 (4); SEMCAD X Version 14.6.14 (7501)

Area Scan (81x141x1): Interpolated grid: dx=1.500 mm, dy=1.500 mm
Maximum value of SAR (interpolated) = 1.56 W/kg

Zoom Scan (6x7x7)/Cube 0: Measurement grid: dx=8mm, dy=8mm, dz=5mm
Reference Value = 42.20 V/m; Power Drift = -0.04 dB
Peak SAR (extrapolated) = 1.91 W/kg
SAR(1 g) = 0.896 W/kg; SAR(10 g) = 0.540 W/kg
Maximum value of SAR (measured) = 1.41 W/kg

Zoom Scan (6x7x7)/Cube 1: Measurement grid: dx=8mm, dy=8mm, dz=5mm
Reference Value = 42.20 V/m; Power Drift = -0.04 dB
Peak SAR (extrapolated) = 1.61 W/kg
SAR(1 g) = 0.835 W/kg; SAR(10 g) = 0.515 W/kg
Maximum value of SAR (measured) = 1.35 W/kg

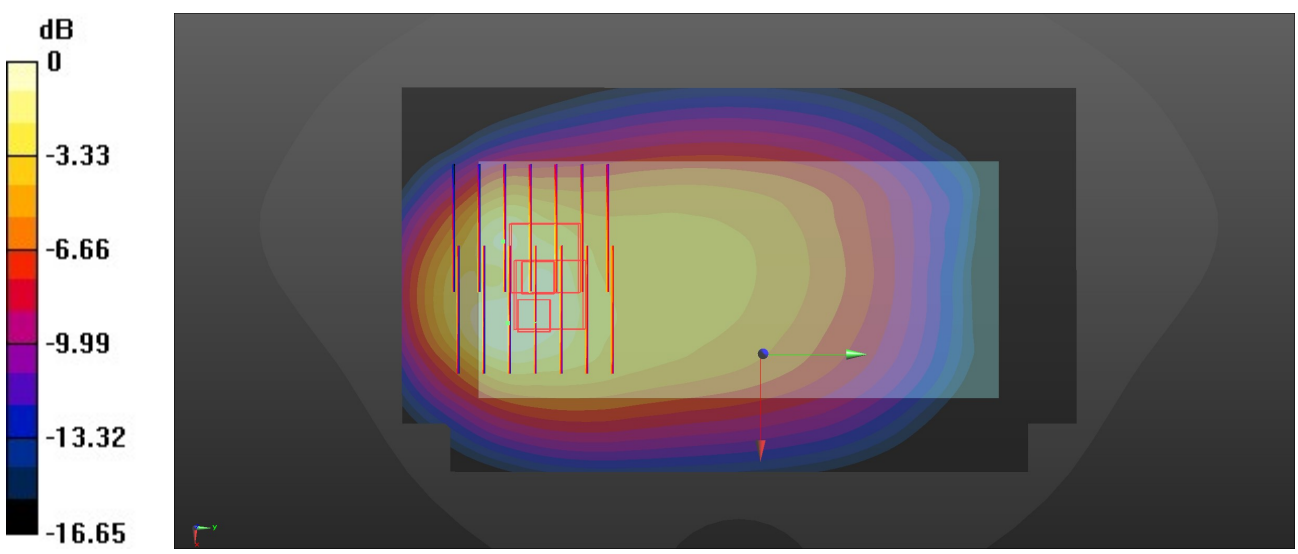

0 dB = 1.35 W/kg = 1.30 dBW/kg

Test Laboratory: Sporton International Inc. SAR/HAC Testing Lab Date: 2022/12/31

23_LTE Band 12_10M_QPSK_1RB_0Offset_Back_5mm_Ch23095

Communication System: UID 0, LTE-FDD (0); Frequency: 707.5 MHz;Duty Cycle: 1:1
Medium: HSL_750 Medium parameters used: f = 707.5 MHz; σ = 0.909 S/m; ε_r = 42.178; ρ = 1000 kg/m^3
Ambient Temperature：23.2 ℃; Liquid Temperature：22.6 ℃

DASY5 Configuration:
- Probe: EX3DV4 - SN7630; ConvF(10.35, 10.35, 10.35); Calibrated: 2022/3/4
- Sensor-Surface: 1.4mm (Mechanical Surface Detection)
- Electronics: DAE4 Sn1305; Calibrated: 2022/4/27
- Phantom: Twin-SAM 1; Type: SAM Twin; Serial: 2024
- Measurement SW: DASY52, Version 52.10 (4); SEMCAD X Version 14.6.14 (7501)

Area Scan (81x141x1): Interpolated grid: dx=1.500 mm, dy=1.500 mm
Maximum value of SAR (interpolated) = 1.26 W/kg

Zoom Scan (6x7x7)/Cube 0: Measurement grid: dx=8mm, dy=8mm, dz=5mm
Reference Value = 37.90 V/m; Power Drift = 0.09 dB
Peak SAR (extrapolated) = 1.55 W/kg
SAR(1 g) = 0.711 W/kg; SAR(10 g) = 0.410 W/kg
Maximum value of SAR (measured) = 1.14 W/kg

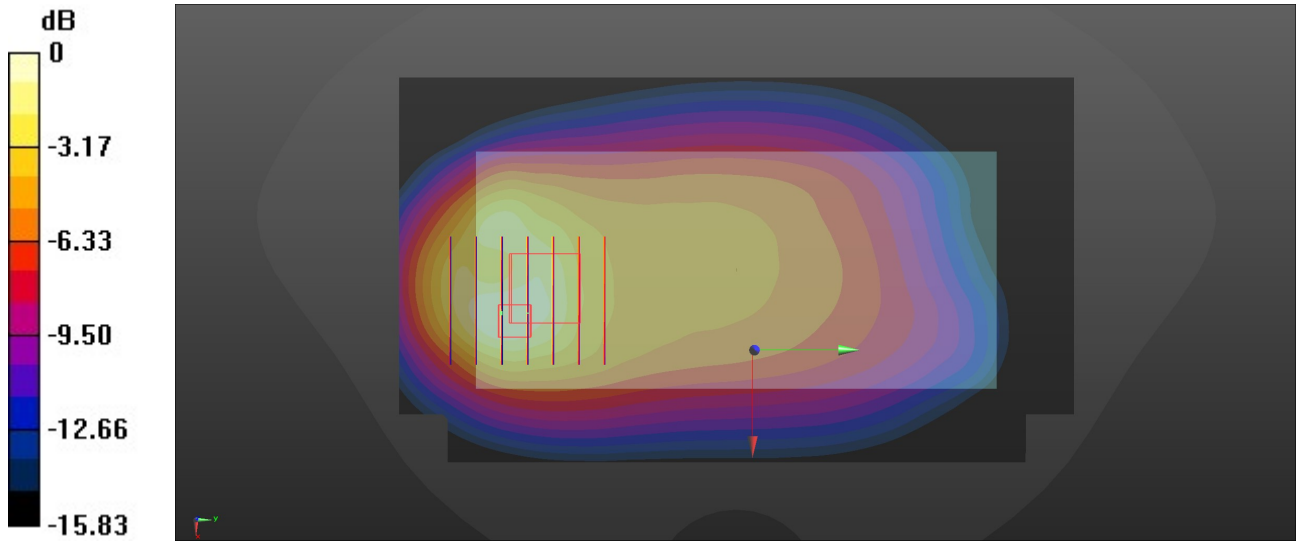

0 dB = 1.14 W/kg = 0.57 dBW/kg

Test Laboratory: Sporton International Inc. SAR/HAC Testing Lab Date: 2022/12/31

24_LTE Band 13_10M_QPSK_1RB_0Offset_Back_5mm_Ch23230

Communication System: UID 0, LTE-FDD (0); Frequency: 782 MHz;Duty Cycle: 1:1
Medium: HSL_750 Medium parameters used: f = 782 MHz; σ = 0.933 S/m; ε_r = 41.994; ρ = 1000 kg/m^3
Ambient Temperature：23.2 ℃; Liquid Temperature：22.6 ℃

DASY5 Configuration:
- Probe: EX3DV4 - SN7630; ConvF(10.35, 10.35, 10.35); Calibrated: 2022/3/4
- Sensor-Surface: 1.4mm (Mechanical Surface Detection)
- Electronics: DAE4 Sn1305; Calibrated: 2022/4/27
- Phantom: Twin-SAM 1; Type: SAM Twin; Serial: 2024
- Measurement SW: DASY52, Version 52.10 (4); SEMCAD X Version 14.6.14 (7501)

Area Scan (81x141x1): Interpolated grid: dx=1.500 mm, dy=1.500 mm
Maximum value of SAR (interpolated) = 1.85 W/kg

Zoom Scan (5x5x7)/Cube 0: Measurement grid: dx=8mm, dy=8mm, dz=5mm
Reference Value = 44.64 V/m; Power Drift = -0.06 dB
Peak SAR (extrapolated) = 2.19 W/kg
SAR(1 g) = 0.964 W/kg; SAR(10 g) = 0.553 W/kg
Maximum value of SAR (measured) = 1.66 W/kg

Zoom Scan (5x5x7)/Cube 1: Measurement grid: dx=8mm, dy=8mm, dz=5mm
Reference Value = 44.64 V/m; Power Drift = -0.06 dB
Peak SAR (extrapolated) = 1.85 W/kg
SAR(1 g) = 0.842 W/kg; SAR(10 g) = 0.517 W/kg
Maximum value of SAR (measured) = 1.51 W/kg

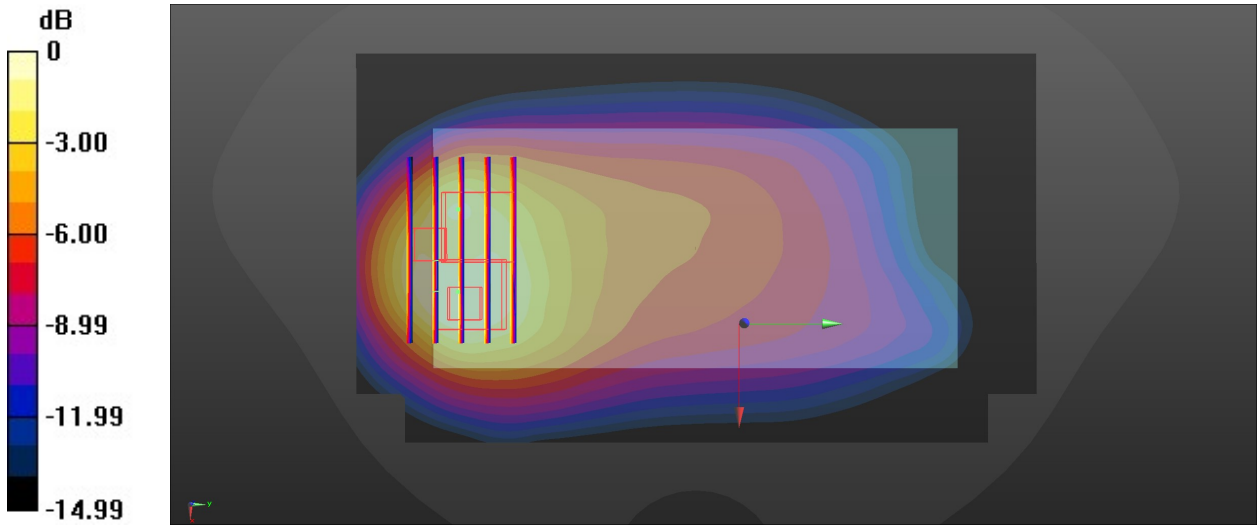

0 dB = 1.51 W/kg = 1.79 dBW/kg

Test Laboratory: Sporton International Inc. SAR/HAC Testing Lab Date: 2022/12/31

25_LTE Band 14_10M_QPSK_1RB_0Offset_Back_5mm_Ch23330

Communication System: UID 0, LTE-FDD (0); Frequency: 793 MHz;Duty Cycle: 1:1
Medium: HSL_750 Medium parameters used: f = 793 MHz; σ = 0.936 S/m; ε_r = 41.966; ρ = 1000 kg/m^3
Ambient Temperature：23.2 ℃; Liquid Temperature：22.6 ℃

DASY5 Configuration:
- Probe: EX3DV4 - SN7630; ConvF(10.35, 10.35, 10.35); Calibrated: 2022/3/4
- Sensor-Surface: 1.4mm (Mechanical Surface Detection)
- Electronics: DAE4 Sn1305; Calibrated: 2022/4/27
- Phantom: Twin-SAM 1; Type: SAM Twin; Serial: 2024
- Measurement SW: DASY52, Version 52.10 (4); SEMCAD X Version 14.6.14 (7501)

Area Scan (81x141x1): Interpolated grid: dx=1.500 mm, dy=1.500 mm
Maximum value of SAR (interpolated) = 1.61 W/kg

Zoom Scan (5x5x7)/Cube 0: Measurement grid: dx=8mm, dy=8mm, dz=5mm
Reference Value = 42.09 V/m; Power Drift = 0.10 dB
Peak SAR (extrapolated) = 2.09 W/kg
SAR(1 g) = 0.963 W/kg; SAR(10 g) = 0.535 W/kg
Maximum value of SAR (measured) = 1.64 W/kg

Zoom Scan (5x5x7)/Cube 1: Measurement grid: dx=8mm, dy=8mm, dz=5mm
Reference Value = 42.09 V/m; Power Drift = 0.10 dB
Peak SAR (extrapolated) = 1.69 W/kg
SAR(1 g) = 0.788 W/kg; SAR(10 g) = 0.498 W/kg
Maximum value of SAR (measured) = 1.36 W/kg

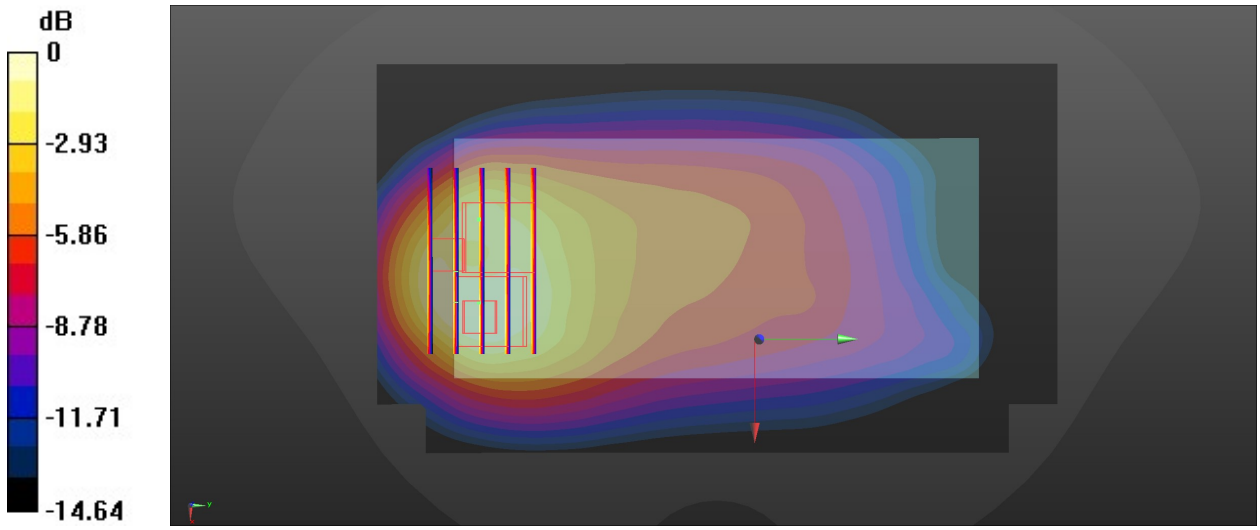

0 dB = 1.36 W/kg = 1.34 dBW/kg

Test Laboratory: Sporton International Inc. SAR/HAC Testing Lab Date: 2023/1/1

26_GSM850_GPRS (4 Tx slots)_Back_5mm_Ch189

Communication System: UID 0, GSM850 (0); Frequency: 836.4 MHz;Duty Cycle: 1:2.08
Medium: HSL_835 Medium parameters used: f = 836.4 MHz; σ = 0.926 S/m; ε_r = 41.047; ρ = 1000 kg/m^3
Ambient Temperature：23.2 ℃; Liquid Temperature：22.9 ℃

DASY5 Configuration:
- Probe: EX3DV4 - SN7630; ConvF(10.05, 10.05, 10.05); Calibrated: 2022/3/4
- Sensor-Surface: 1.4mm (Mechanical Surface Detection)
- Electronics: DAE4 Sn1305; Calibrated: 2022/4/27
- Phantom: Twin-SAM 1; Type: SAM Twin; Serial: 2024
- Measurement SW: DASY52, Version 52.10 (4); SEMCAD X Version 14.6.14 (7501)

Area Scan (81x141x1): Interpolated grid: dx=1.500 mm, dy=1.500 mm
Maximum value of SAR (interpolated) = 1.83 W/kg

Zoom Scan (5x5x7)/Cube 0: Measurement grid: dx=8mm, dy=8mm, dz=5mm
Reference Value = 42.78 V/m; Power Drift = -0.16 dB
Peak SAR (extrapolated) = 2.24 W/kg
SAR(1 g) = 1.08 W/kg; SAR(10 g) = 0.604 W/kg
Maximum value of SAR (measured) = 1.80 W/kg

Zoom Scan (5x5x7)/Cube 1: Measurement grid: dx=8mm, dy=8mm, dz=5mm
Reference Value = 42.78 V/m; Power Drift = -0.16 dB
Peak SAR (extrapolated) = 2.06 W/kg
SAR(1 g) = 0.913 W/kg; SAR(10 g) = 0.499 W/kg
Maximum value of SAR (measured) = 1.65 W/kg

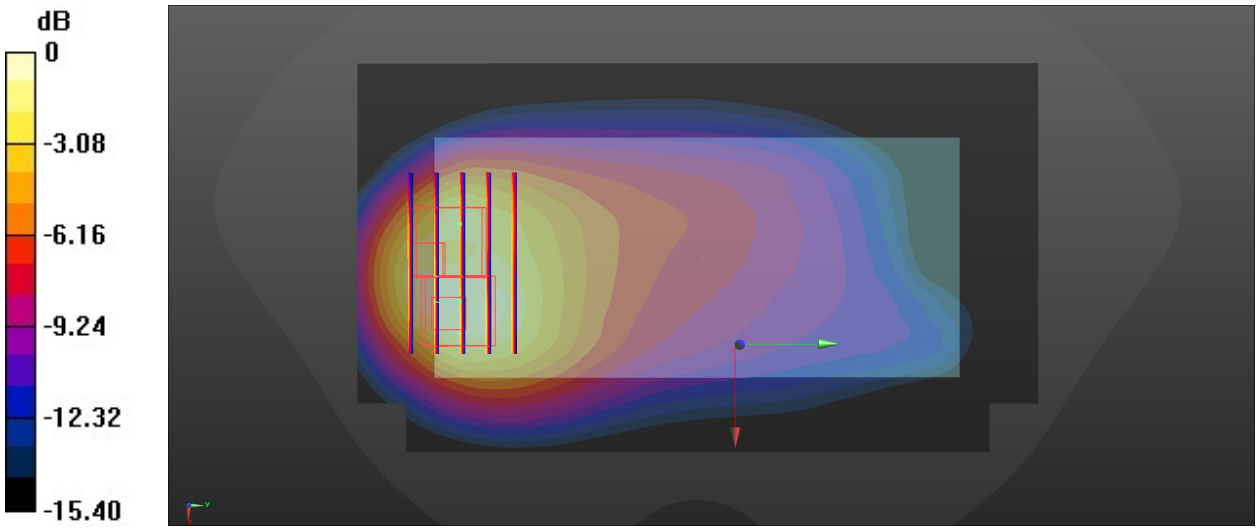

0 dB = 1.65 W/kg = 2.17 dBW/kg