Mode	1	
	Band Edge	
	2400-2483.5_Bluetooth BR_GFSK_CH00_2402MHz	
ANT	1	
Pol.	Vertical	Fundamental
Peak	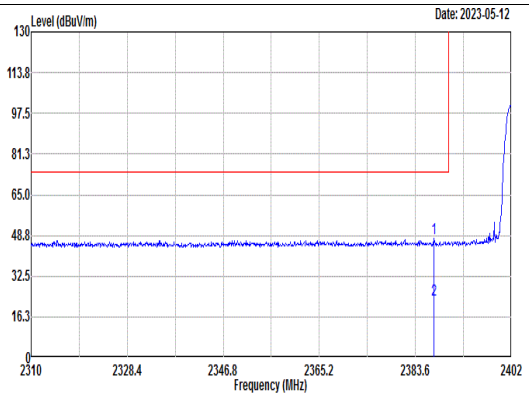 Site : 03CH03-SZ Condition: PEAK_BE_74 3m ANT3117_0057 VERTICAL Mode : 1 Setting : Default Plane : Y with accessories : 352000530016413/352000530016421 Freq Level Limit Line Margin Read Level Ant Factor Cable Loss Preamp Factor APos TPos Remark MHz dBuV/m dBuV/m dBuV dB/m dB dB cm deg 1 2387.10 47.74 74.00 -26.26 44.41 32.21 4.79 33.67 190 127 PEAK 2 2387.10 22.95 54.00 -31.05 19.62 32.21 4.79 33.67 190 127 AVERAGE	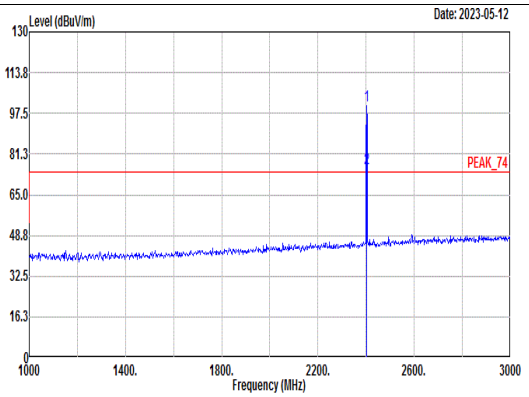 Site : 03CH03-SZ Condition: PEAK_74 3m ANT3117_0057 VERTICAL Mode : 1 Setting : Default Plane : Y with accessories : 352000530016413/352000530016421 Freq Level Limit Line Margin (dB) Read Level Ant Factor Cable Loss Preamp Factor APos TPos Remark MHz dBuV/m dBuV/m dBuV dB/m dB dB cm deg 1 2402.00 100.40 ------ ------ 97.00 32.25 4.81 33.66 190 127 PEAK 2 2402.00 75.61 ------ ------ 72.21 32.25 4.81 33.66 190 127 AVERAGE

Mode	1	
	Harmonic	
	2400-2483.5_Bluetooth BR_GFSK_CH00_2402MHz	
ANT	1	
Pol.	Horizontal	Vertical
Peak Avg	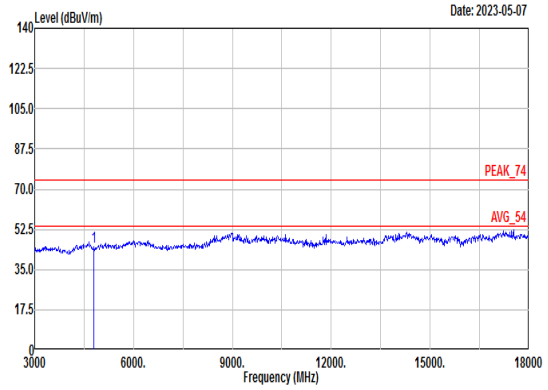 Site : 03CH03-SZ Condition: PEAK_74 3m ANT3117_0057 HORIZONTAL Mode : 1 Setting : Default Plane : Y with accessaries : 352000530016413/352000530016421 Freq Level Limit Line Over Limit Read Level Ant Factor Cable Loss Preamp Factor APos TPos Remark MHz dBuV/m dBuV/m dB dBuV dB/m dB dB cm deg 1 4804.00 45.01 74.00 -28.99 55.52 34.68 7.74 52.93 --- --- Peak	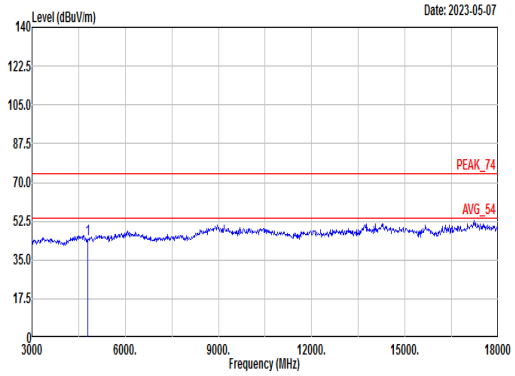 Site : 03CH03-SZ Condition: PEAK_74 3m ANT3117_0057 VERTICAL Mode : 1 Setting : Default Plane : Y with accessaries : 352000530016413/352000530016421 Freq Level Limit Line Over Limit Read Level Ant Factor Cable Loss Preamp Factor APos TPos Remark MHz dBuV/m dBuV/m dB dBuV dB/m dB dB cm deg 1 4804.00 44.63 74.00 -29.37 55.14 34.68 7.74 52.93 --- --- Peak

Mode	2	
	Band Edge - L	
	2400-2483.5_Bluetooth BR_GFSK_CH39_2441MHz	
ANT	1	
Pol.	Horizontal	Fundamental
Peak	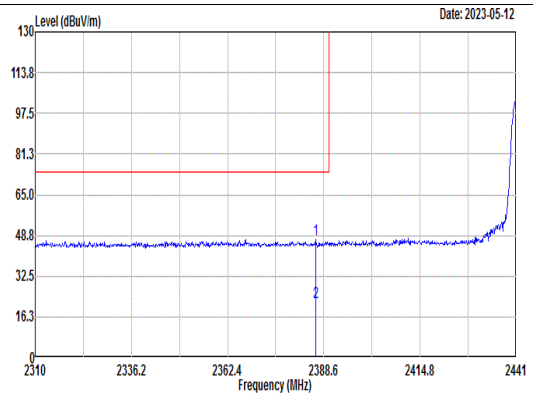 Site : 03CH03-SZ Condition: PEAK_BE_74 3m ANT3117_0057 HORIZONTAL Mode : 2 Setting : Default Plane : Y with accessories : 352000530016413/352000530016421 Freq Level Limit Line Margin Read Level Ant Factor Cable Loss Preamp Factor APos TPos Remark MHz dBuV/m dBuV/m dBuV dB/m dB dB cm deg 1 2386.50 47.09 74.00 -26.91 43.77 32.20 4.79 33.67 143 36 PEAK 2 2386.50 22.30 54.00 -31.70 18.98 32.20 4.79 33.67 143 36 AVERAGE	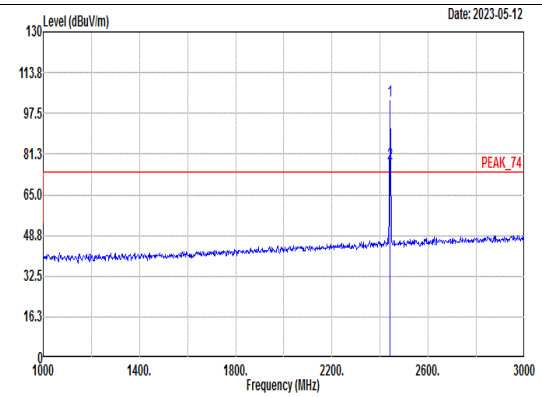 Site : 03CH03-SZ Condition: PEAK_74 3m ANT3117_0057 HORIZONTAL Mode : 2 Setting : Default Plane : Y with accessories : 352000530016413/352000530016421 Freq Level Limit Line Margin (dB) Read Level Ant Factor Cable Loss Preamp Factor APos TPos Remark MHz dBuV/m dBuV/m dBuV dB/m dB dB cm deg 1 2441.00 102.51 ------ ------ 98.94 32.35 4.86 33.64 143 36 PEAK 2 2441.00 77.72 ------ ------ 74.15 32.35 4.86 33.64 143 36 AVERAGE

Mode	2	
	Band Edge - R	
	2400-2483.5_Bluetooth BR_GFSK_CH39_2441MHz	
ANT	1	
Pol.	Horizontal	Fundamental
Peak	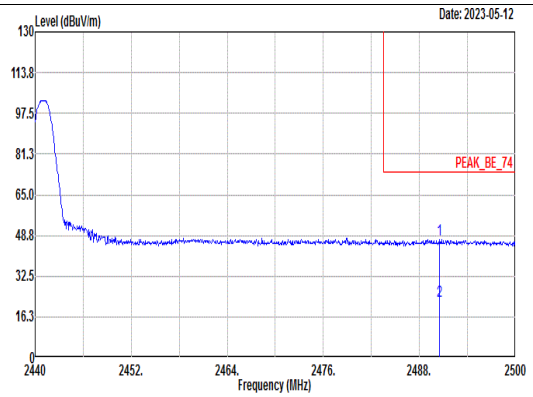 Site : 03CH03-SZ Condition: PEAK_BE_74 3m ANT3117_0057 HORIZONTAL Mode : 2 Setting : Default Plane : Y with accessories : 352000530016413/352000530016421 Freq Level Limit Line Margin Read Level Ant Factor Cable Loss Preamp Factor APos TPos Remark MHz dBuV/m dBuV/m dBuV dB/m dB dB cm deg 1 2490.52 47.19 74.00 -26.81 43.39 32.48 4.93 33.61 143 36 PEAK 2 2490.52 22.40 54.00 -31.60 18.60 32.48 4.93 33.61 143 36 AVERAGE	Blank

Mode	2	
	Band Edge - L	
	2400-2483.5_Bluetooth BR_GFSK_CH39_2441MHz	
ANT	1	
Pol.	Vertical	Fundamental
Peak	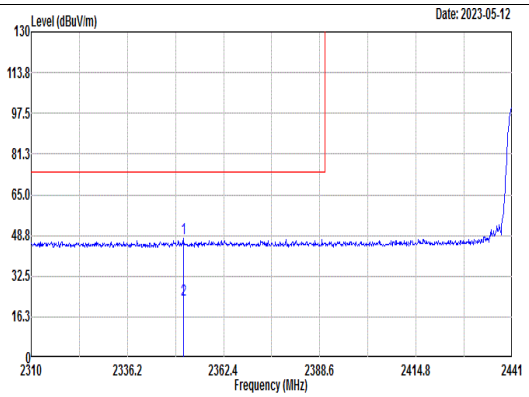 Site : 03CH03-SZ Condition: PEAK_BE_74 3m ANT3117_0057 VERTICAL Mode : 2 Setting : Default Plane : Y with accessories : 352000530016413/352000530016421 Freq Level Limit Line Margin Read Level Ant Factor Cable Loss Preamp Factor APos TPos Remark MHz dBuV/m dBuV/m dBuV dB/m dB dB cm deg 1 2351.40 47.76 74.00 -26.24 44.58 32.11 4.76 33.69 176 185 PEAK 2 2351.40 22.97 54.00 -31.03 19.79 32.11 4.76 33.69 176 185 AVERAGE	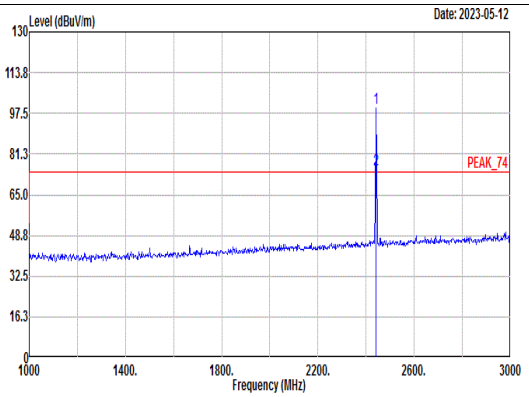 Site : 03CH03-SZ Condition: PEAK_74 3m ANT3117_0057 VERTICAL Mode : 2 Setting : Default Plane : Y with accessories : 352000530016413/352000530016421 Freq Level Limit Line Margin (dB) Read Level Ant Factor Cable Loss Preamp Factor APos TPos Remark MHz dBuV/m dBuV/m dBuV dB/m dB dB cm deg 1 2441.00 99.81 ------ ------ 96.24 32.35 4.86 33.64 176 185 PEAK 2 2441.00 75.02 ------ ------ 71.45 32.35 4.86 33.64 176 185 AVERAGE

Mode	2	
	Band Edge - R	
	2400-2483.5_Bluetooth BR_GFSK_CH39_2441MHz	
ANT	1	
Pol.	Vertical	Fundamental
Peak	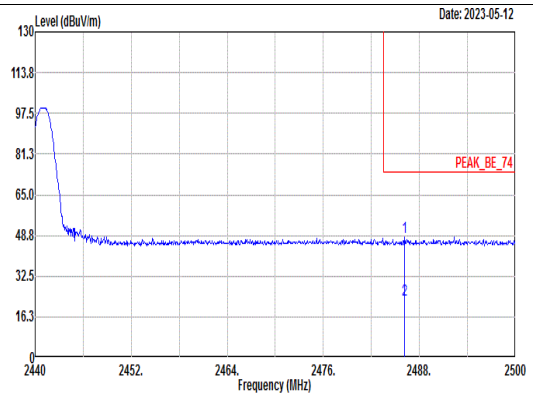 Site : 03CH03-SZ Condition: PEAK_BE_74 3m ANT3117_0057 VERTICAL Mode : 2 Setting : Default Plane : Y with accessories : 352000530016413/352000530016421 Freq Level Limit Line Margin Read Level Ant Factor Cable Loss Preamp Factor APos TPos Remark MHz dBuV/m dBuV/m dBuV dB/m dB dB cm deg 1 2486.14 47.94 74.00 -26.06 44.17 32.46 4.92 33.61 176 185 PEAK 2 2486.14 23.15 54.00 -30.85 19.38 32.46 4.92 33.61 176 185 AVERAGE	Blank

Mode	2	
	Harmonic	
	2400-2483.5_Bluetooth BR_GFSK_CH39_2441MHz	
ANT	1	
Pol.	Horizontal	Vertical
Peak Avg	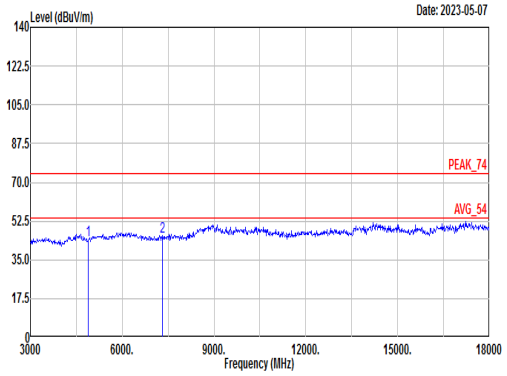 Site : 03CH03-SZ Condition: PEAK_74 3m ANT3117_0057 HORIZONTAL Mode : 2 Setting : Default Plane : Y with accessaries : 352000530016413/352000530016421 Freq Level Limit Line Over Limit Read Level Ant Factor Cable Loss Preamp Factor APos TPos Remark MHz dBuV/m dBuV/m dB dBuV dB/m dB dB cm deg 1 4882.00 44.03 74.00 -29.97 54.45 34.65 7.77 52.84 --- --- Peak 2 7323.00 45.32 74.00 -28.68 54.04 36.42 8.97 54.11 --- --- Peak	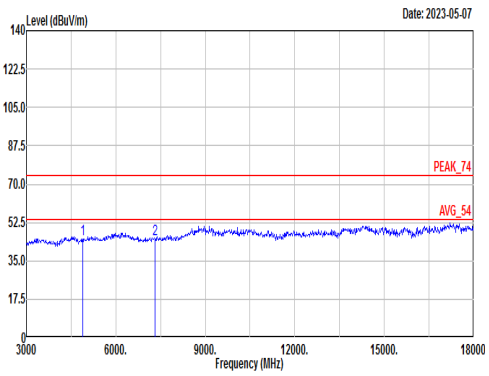 Site : 03CH03-SZ Condition: PEAK_74 3m ANT3117_0057 VERTICAL Mode : 2 Setting : Default Plane : Y with accessaries : 352000530016413/352000530016421 Freq Level Limit Line Over Limit Read Level Ant Factor Cable Loss Preamp Factor APos TPos Remark MHz dBuV/m dBuV/m dB dBuV dB/m dB dB cm deg 1 4882.00 44.76 74.00 -29.24 55.18 34.65 7.77 52.84 --- --- Peak 2 7323.00 44.84 74.00 -29.16 53.56 36.42 8.97 54.11 --- --- Peak

Mode	3	
	Band Edge	
	2400-2483.5_Bluetooth BR_GFSK_CH78_2480MHz	
ANT	1	
Pol.	Horizontal	Fundamental
Peak	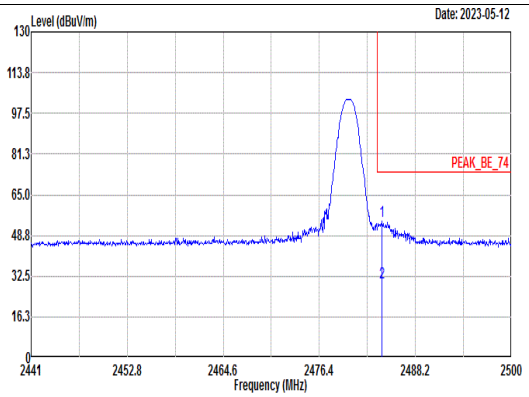 Site : 03CH03-SZ Condition: PEAK_BE_74 3m ANT3117_0057 HORIZONTAL Mode : 3 Setting : Default Plane : Y with accessories : 352000530016413/352000530016421 Freq Level Limit Line Margin Read Level Ant Factor Cable Loss Preamp Factor APos TPos Remark MHz dBuV/m dBuV/m dBuV dB/m dB dB cm deg 1 2484.13 54.56 74.00 -19.44 50.79 32.46 4.92 33.61 185 45 PEAK 2 2484.13 29.77 54.00 -24.23 26.00 32.46 4.92 33.61 185 45 AVERAGE	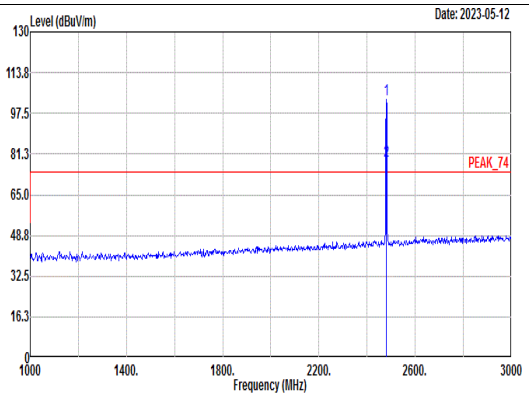 Site : 03CH03-SZ Condition: PEAK_74 3m ANT3117_0057 HORIZONTAL Mode : 3 Setting : Default Plane : Y with accessories : 352000530016413/352000530016421 Freq Level Limit Line Margin (dB) Read Level Ant Factor Cable Loss Preamp Factor APos TPos Remark MHz dBuV/m dBuV/m dBuV dB/m dB dB cm deg 1 2480.00 103.08 ------ ------ 99.32 32.45 4.92 33.61 185 45 PEAK 2 2480.00 78.29 ------ ------ 74.53 32.45 4.92 33.61 185 45 AVERAGE

Mode	3	
	Band Edge	
	2400-2483.5_Bluetooth BR_GFSK_CH78_2480MHz	
ANT	1	
Pol.	Vertical	Fundamental
Peak	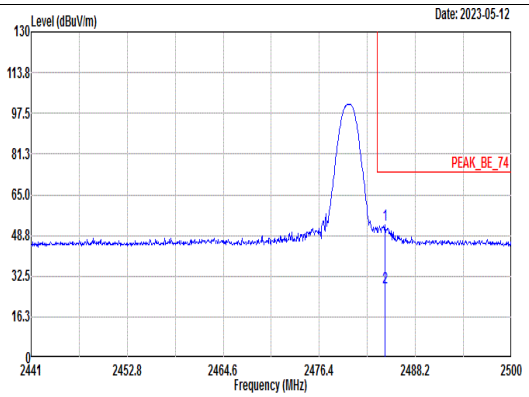 Site : 03CH03-SZ Condition: PEAK_BE_74 3m ANT3117_0057 VERTICAL Mode : 3 Setting : Default Plane : Y with accessories : 352000530016413/352000530016421 Freq Level Limit Line Margin Read Level Ant Factor Cable Loss Preamp Factor APos TPos Remark MHz dBuV/m dBuV/m dBuV dB/m dB dB cm deg 1 2484.48 52.77 74.00 -21.23 49.00 32.46 4.92 33.61 155 186 PEAK 2 2484.48 27.98 54.00 -26.02 24.21 32.46 4.92 33.61 155 186 AVERAGE	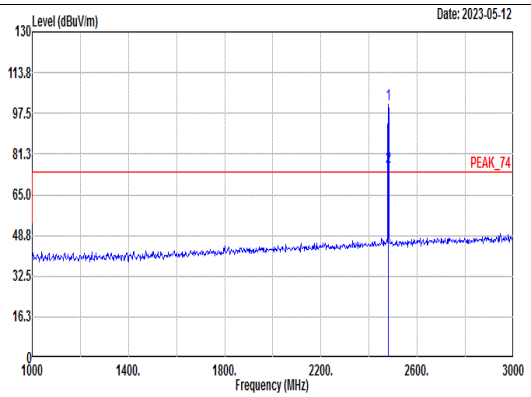 Site : 03CH03-SZ Condition: PEAK_74 3m ANT3117_0057 VERTICAL Mode : 3 Setting : Default Plane : Y with accessories : 352000530016413/352000530016421 Freq Level Limit Line Margin (dB) Read Level Ant Factor Cable Loss Preamp Factor APos TPos Remark MHz dBuV/m dBuV/m dBuV dB/m dB dB cm deg 1 2480.00 100.91 ------ ------ 97.15 32.45 4.92 33.61 155 186 PEAK 2 2480.00 76.12 ------ ------ 72.36 32.45 4.92 33.61 155 186 AVERAGE

Mode	3	
	Harmonic	
	2400-2483.5_Bluetooth BR_GFSK_CH78_2480MHz	
ANT	1	
Pol.	Horizontal	Vertical
Peak Avg	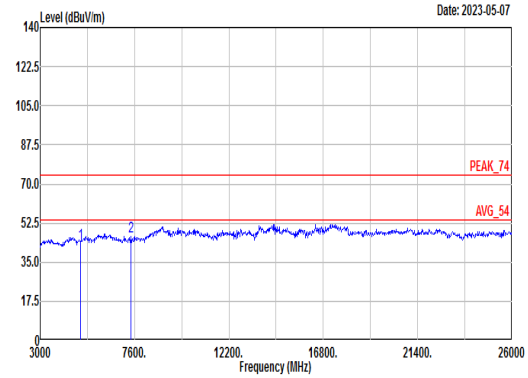 Site : 03CH03-SZ Condition: PEAK_74 3m ANT3117_0057 HORIZONTAL Mode : 3 Setting : Default Plane : Y with accessaries : 352000530016413/352000530016421 Freq Level Limit Line Over Limit Read Level Ant Factor Cable Loss Preamp Factor APos TPos Remark MHz dBuV/m dBuV/m dB dBuV dB/m dB dB cm deg 1 4960.00 43.43 74.00 -30.57 53.74 34.62 7.81 52.74 --- --- Peak 2 7440.00 46.28 74.00 -27.72 54.59 36.54 9.19 54.04 --- --- Peak	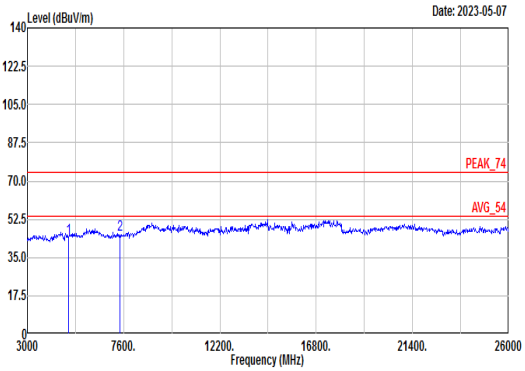 Site : 03CH03-SZ Condition: PEAK_74 3m ANT3117_0057 VERTICAL Mode : 3 Setting : Default Plane : Y with accessaries : 352000530016413/352000530016421 Freq Level Limit Line Over Limit Read Level Ant Factor Cable Loss Preamp Factor APos TPos Remark MHz dBuV/m dBuV/m dB dBuV dB/m dB dB cm deg 1 4960.00 43.66 74.00 -30.34 53.97 34.62 7.81 52.74 --- --- Peak 2 7440.00 45.23 74.00 -28.77 53.54 36.54 9.19 54.04 --- --- Peak

Mode	4	
	LF	
	2400-2483.5_Bluetooth BR_GFSK_CH78_2480MHz	
ANT	1	
Pol.	Horizontal	Fundamental
Peak	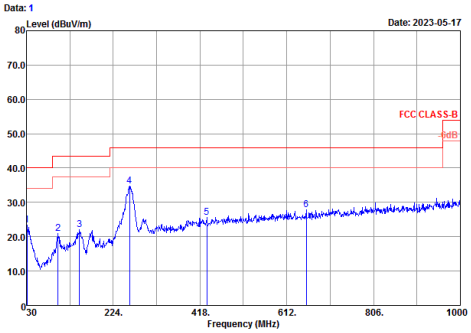 Site : 03CH04-SZ Condition : FCC CLASS-B 3m LF_ANT35408 HORIZONTAL Mode : Mode 24 Setting : Default Plane : Y with accessaries : 352000530016413/352000530016421 Freq Level Over Limit Limit Line ReadLevel Antenna Factor Cable Loss Preamp Factor A/Pos T/Pos Remark MHz dBuV/m dB dBuV/m dBuV dB/m dB dB cm deg 1 30.97 23.36 -16.64 40.00 30.28 24.37 0.54 31.83 --- --- Peak 2 100.81 20.96 -22.54 43.50 34.59 17.14 1.02 31.79 --- --- Peak 3 148.34 22.07 -21.43 43.50 35.24 17.00 1.24 31.41 --- --- Peak 4 260.86 34.84 -11.16 46.00 44.67 19.67 1.68 31.18 --- --- Peak 5 433.52 25.66 -20.34 46.00 31.95 22.47 2.17 30.93 --- --- Peak 6 655.65 27.90 -18.10 46.00 31.21 24.97 2.66 30.94 --- --- Peak	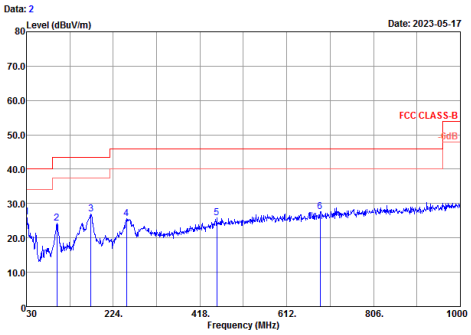 Site : 03CH04-SZ Condition : FCC CLASS-B 3m LF_ANT35408 VERTICAL Mode : Mode 24 Setting : Default Plane : Y with accessaries : 352000530016413/352000530016421 Freq Level Over Limit Limit Line ReadLevel Antenna Factor Cable Loss Preamp Factor A/Pos T/Pos Remark MHz dBuV/m dB dBuV/m dBuV dB/m dB dB cm deg 1 30.00 26.06 -13.94 40.00 32.53 24.90 0.53 31.90 --- --- Peak 2 97.90 24.33 -19.17 43.50 38.33 16.72 1.00 31.72 --- --- Peak 3 174.53 27.02 -16.48 43.50 41.39 15.63 1.35 31.35 --- --- Peak 4 254.07 25.65 -20.35 46.00 36.11 19.07 1.66 31.19 --- --- Peak 5 455.83 25.91 -20.09 46.00 31.66 22.92 2.22 30.89 --- --- Peak 6 686.69 27.73 -18.27 46.00 30.85 25.06 2.73 30.91 --- --- Peak

Appendix D. Duty Cycle Plots

DH5 on time (One Pulse) Plot on Channel 39

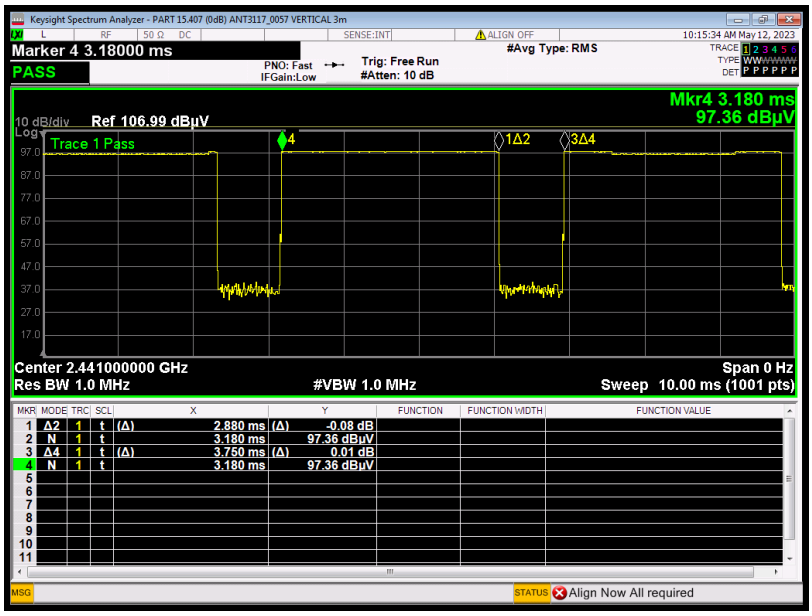

DH5 on time (Count Pulses) Plot on Channel 39

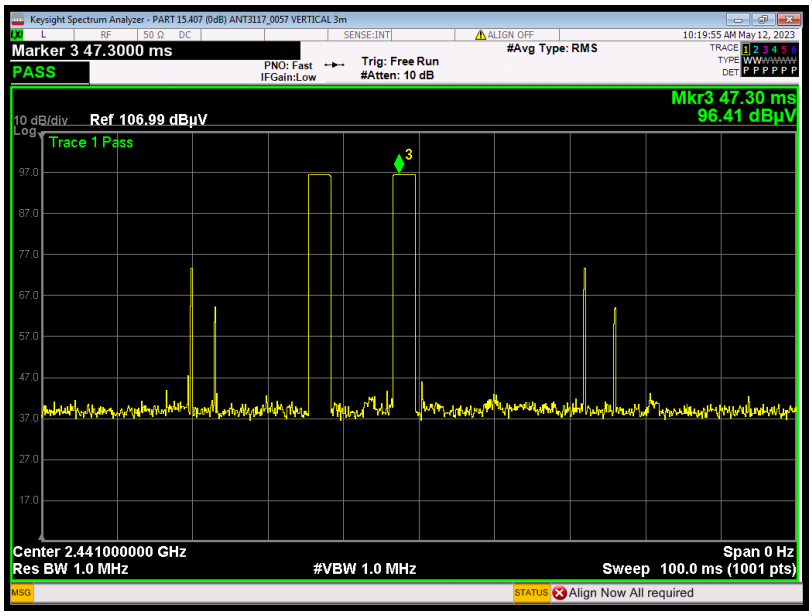

Note:

1. Worst case Duty cycle = on time/100 milliseconds = 2 * 2.88 / 100 = 5.76 %
2. Worst case Duty cycle correction factor = 20*log(Duty cycle) = -24.79 dB
3. DH5 has the highest duty cycle worst case and is reported.