Mode	36	
	Band Edge - R	
	U-NII-3_5.725-5.85_802.11ac VHT40_CH159_5795MHz	
Pol.	Vertical	Fundamental
Peak	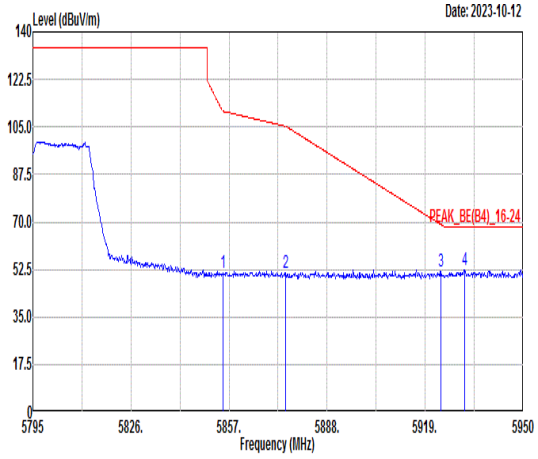 Freq Level Limit Line Margin Read Level Ant Factor Cable Loss Preamp Factor APos TPos Remark MHz dBuV/m dBuV/m dB dBuV dB/m dB dB cm deg 1 5854.99 51.15 110.83 -59.68 37.75 36.50 10.29 33.39 300 359 PEAK 2 5874.83 51.11 105.25 -54.14 37.64 36.52 10.33 33.38 300 359 PEAK 3 5923.96 51.62 69.06 -17.44 37.94 36.59 10.44 33.35 300 359 PEAK 4 5931.56 52.53 68.30 -15.77 38.82 36.60 10.45 33.34 300 359 PEAK	Blank

Mode	37	
	Band Edge - L	
	U-NII-3_5.725-5.85_802.11ac VHT80_CH155_5775MHz	
Pol.	Horizontal	Fundamental
Peak	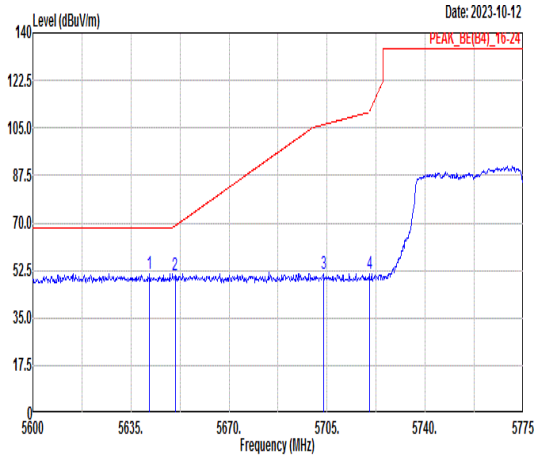 Freq Level Limit Line Margin Read Level Ant Factor Cable Loss Preamp Factor APos TPos Remark MHz dBuV/m dBuV/m dB dBuV dB/m dB dB cm deg 1 5641.65 51.17 68.30 -17.13 38.65 36.20 9.84 33.52 395 360 PEAK 2 5650.75 50.47 68.86 -18.39 37.91 36.21 9.86 33.51 395 360 PEAK 3 5703.78 51.32 106.26 -54.94 38.54 36.29 9.97 33.48 395 360 PEAK 4 5720.05 51.05 110.91 -59.86 38.20 36.31 10.01 33.47 395 360 PEAK	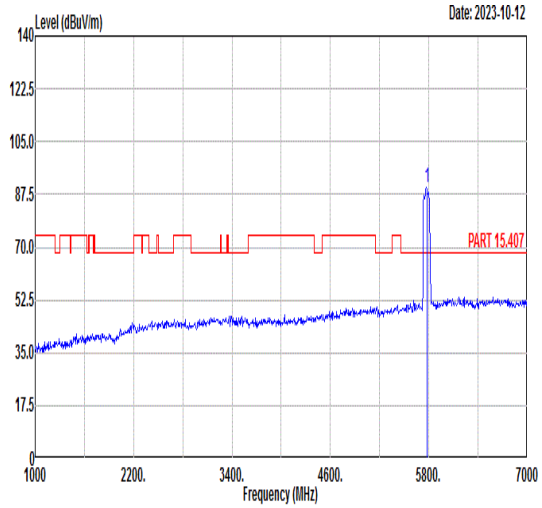 Freq Level Limit Line Margin Read Level Ant Factor Cable Loss Preamp Factor APos TPos Remark MHz dBuV/m dBuV/m dB dBuV dB/m dB dB cm deg 1 5775.00 89.66 ------ ------ 76.61 36.38 10.11 33.44 395 360 PEAK
Avg	Blank	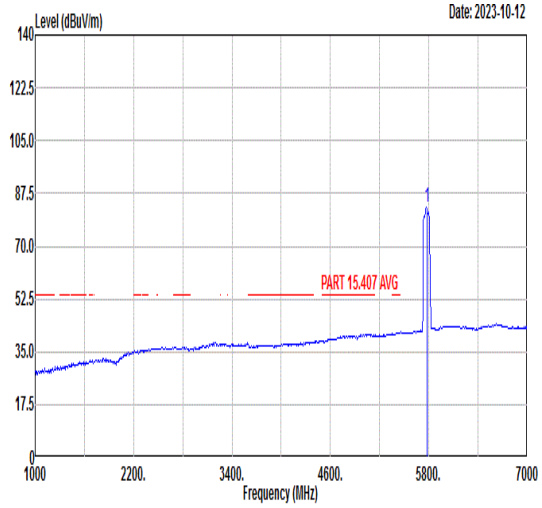 Freq Level Limit Line Margin Read Level Ant Factor Cable Loss Preamp Factor APos TPos Remark MHz dBuV/m dBuV/m dB dBuV dB/m dB dB cm deg 1 5775.00 82.80 ------ ------ 69.75 36.38 10.11 33.44 395 360 AVERAGE

Mode	37	
	Band Edge - R	
	U-NII-3_5.725-5.85_802.11ac VHT80_CH155_5775MHz	
Pol.	Horizontal	Fundamental
Peak	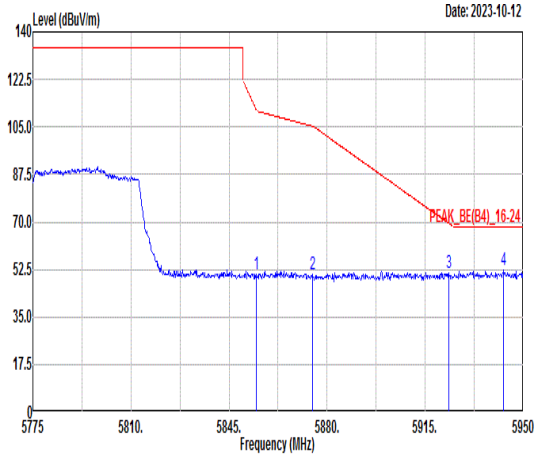 Freq Level Limit Line Margin Read Level Ant Factor Cable Loss Preamp Factor APos TPos Remark MHz dBuV/m dBuV/m dB dBuV dB/m dB dB cm deg 1 5854.80 50.91 111.26 -60.35 37.51 36.50 10.29 33.39 395 360 PEAK 2 5874.75 50.73 105.27 -54.54 37.26 36.52 10.33 33.38 395 360 PEAK 3 5923.40 51.46 69.48 -18.02 37.78 36.59 10.44 33.35 395 360 PEAK 4 5943.00 52.47 68.30 -15.83 38.70 36.62 10.48 33.33 395 360 PEAK	Blank

Mode	37	
	Band Edge - L	
	U-NII-3_5.725-5.85_802.11ac VHT80_CH155_5775MHz	
Pol.	Vertical	Fundamental
Peak	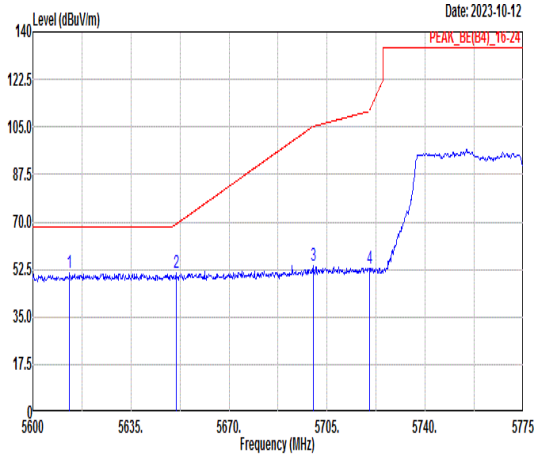 Freq Level Limit Line Margin Read Level Ant Factor Cable Loss Preamp Factor APos TPos Remark MHz dBuV/m dBuV/m dB dBuV dB/m dB dB cm deg 1 5613.13 51.11 68.30 -17.19 38.70 36.16 9.78 33.53 358 360 PEAK 2 5651.10 51.32 69.12 -17.80 38.76 36.21 9.86 33.51 358 360 PEAK 3 5700.10 53.87 105.23 -51.36 41.10 36.28 9.97 33.48 358 360 PEAK 4 5720.05 52.86 110.91 -58.05 40.01 36.31 10.01 33.47 358 360 PEAK	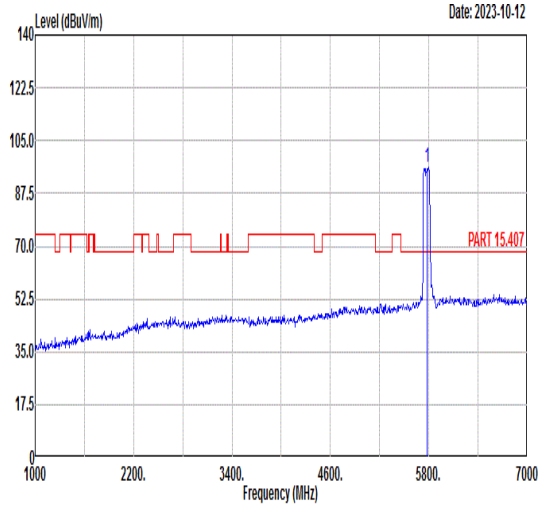 Freq Level Limit Line Margin Read Level Ant Factor Cable Loss Preamp Factor APos TPos Remark MHz dBuV/m dBuV/m dB dBuV dB/m dB dB cm deg 1 5775.00 96.22 ------ ------ 83.07 36.41 10.16 33.42 358 360 PEAK
Avg	Blank	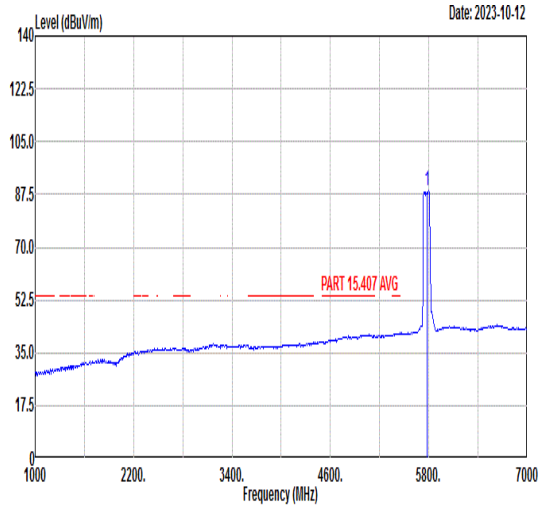 Freq Level Limit Line Margin Read Level Ant Factor Cable Loss Preamp Factor APos TPos Remark MHz dBuV/m dBuV/m dB dBuV dB/m dB dB cm deg 1 5775.00 88.80 ------ ------ 75.62 36.42 10.18 33.42 358 360 AVERAGE

Mode	37	
	Band Edge - R	
	U-NII-3_5.725-5.85_802.11ac VHT80_CH155_5775MHz	
Pol.	Vertical	Fundamental
Peak	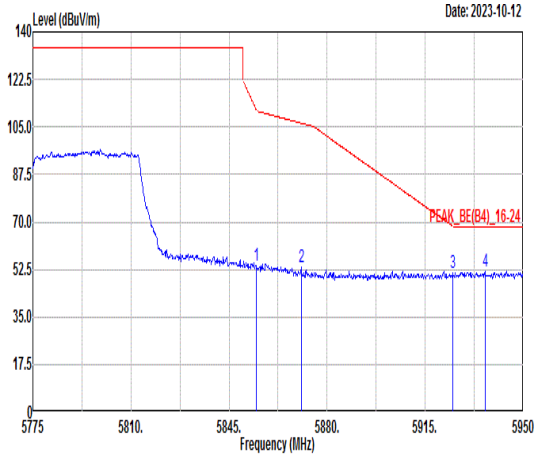 Freq Level Limit Line Margin Read Level Ant Factor Cable Loss Preamp Factor APos TPos Remark MHz dBuV/m dBuV/m dB dBuV dB/m dB dB cm deg 1 5854.80 53.63 111.26 -57.63 40.23 36.50 10.29 33.39 358 360 PEAK 2 5870.73 53.27 106.40 -53.13 39.80 36.52 10.33 33.38 358 360 PEAK 3 5924.80 51.02 68.45 -17.43 37.34 36.59 10.44 33.35 358 360 PEAK 4 5936.35 51.85 68.30 -16.45 38.12 36.61 10.46 33.34 358 360 PEAK	Blank

Mode	38	
	Harmonic	
	Straddle channels_5.47-5.725_802.11a_CH144_5720MHz	
Pol.	Horizontal	Vertical
Peak Avg	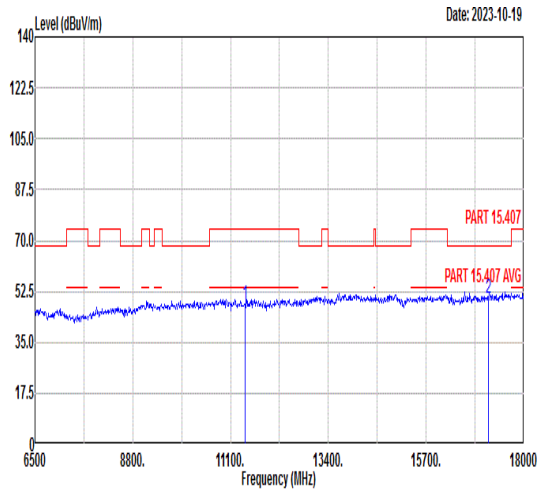 Freq Level Limit Line Margin Read Level Ant Factor Cable Loss Preamp Factor APos TPos Remark MHz dBuV/m dBuV/m dB dBuV dB/m dB dB cm deg 1 11440.00 47.83 74.00 -26.17 58.83 39.60 12.84 63.44 --- --- Peak 2 17160.00 50.01 68.30 -18.29 55.52 44.09 15.66 65.26 --- --- Peak	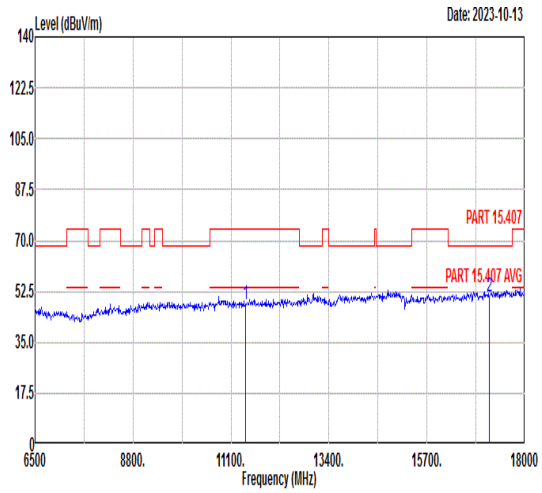 Freq Level Limit Line Margin Read Level Ant Factor Cable Loss Preamp Factor APos TPos Remark MHz dBuV/m dBuV/m dB dBuV dB/m dB dB cm deg 1 11440.00 47.93 74.00 -26.07 58.93 39.60 12.84 63.44 --- --- Peak 2 17160.00 50.56 68.30 -17.74 56.07 44.09 15.66 65.26 --- --- Peak

Mode	39	
	Band Edge	
	Straddle channels_5.47-5.725_802.11ac VHT20_CH144_5720MHz	
Pol.	Horizontal	Fundamental
Peak	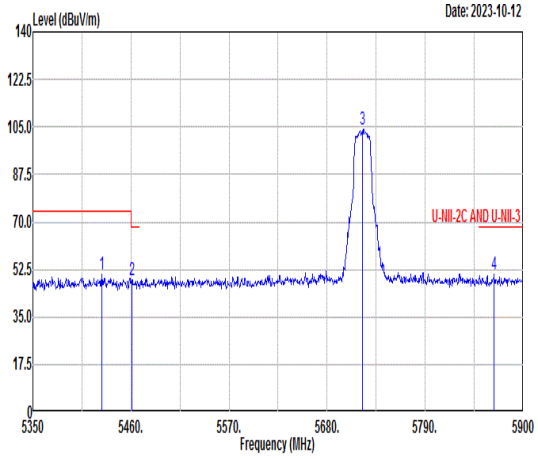 Freq Level Limit Line Margin Read Level Ant Factor Cable Loss Preamp Factor APos TPos Remark MHz dBuV/m dBuV/m dB dBuV dB/m dB dB cm deg 1 5427.55 50.55 74.00 -23.45 38.32 36.03 9.67 33.47 190 338 Peak 2 5461.10 48.85 68.30 -19.45 36.67 36.02 9.69 33.53 190 338 Peak 3 5720.00 104.25 ------ ------ 91.40 36.31 10.01 33.47 190 338 Peak 4 5867.55 50.57 68.30 -17.73 37.12 36.51 10.32 33.38 190 338 Peak	Blank
Avg	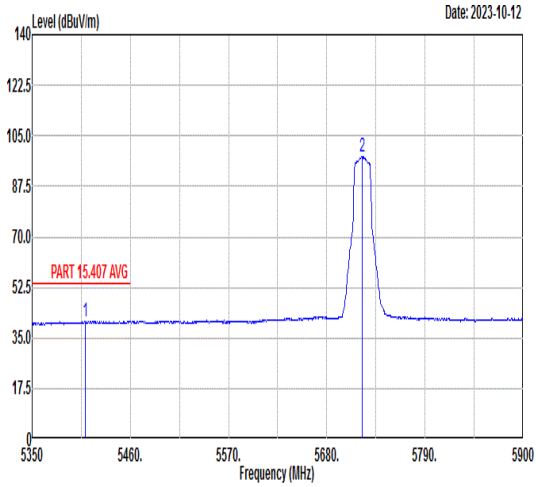 Freq Level Limit Line Margin Read Level Ant Factor Cable Loss Preamp Factor APos TPos Remark MHz dBuV/m dBuV/m dB dBuV dB/m dB dB cm deg 1 5409.95 40.62 54.00 -13.38 28.36 36.04 9.66 33.44 190 338 Peak 2 5720.00 97.88 ------ ------ 85.03 36.31 10.01 33.47 190 338 Average	Blank

Mode	39	
	Band Edge	
	Straddle channels_5.47-5.725_802.11ac VHT20_CH144_5720MHz	
Pol.	Vertical	Fundamental
Peak	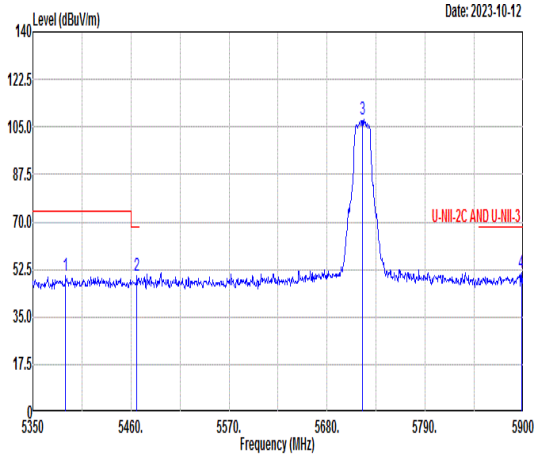 Freq Level Limit Line Margin Read Level Ant Factor Cable Loss Preamp Factor APos TPos Remark MHz dBuV/m dBuV/m dB dBuV dB/m dB dB cm deg 1 5386.85 50.37 74.00 -23.63 38.16 36.05 9.56 33.40 214 26 Peak 2 5466.60 50.24 68.30 -18.06 38.08 36.01 9.69 33.54 214 26 Peak 3 5720.00 107.77 ------ ------ 94.92 36.31 10.01 33.47 214 26 Peak 4 5897.80 51.28 68.30 -17.02 37.70 36.56 10.38 33.36 214 26 Peak	Blank
Avg	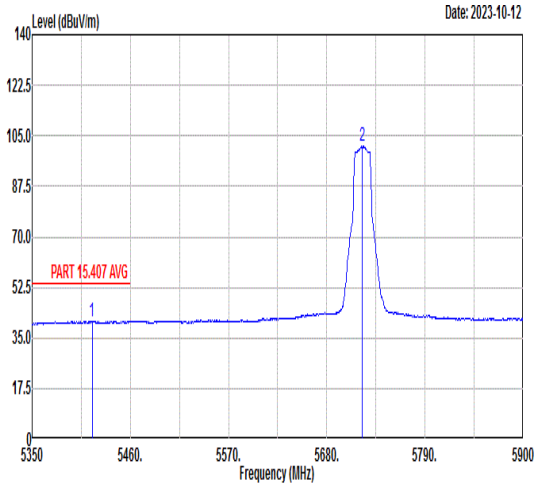 Freq Level Limit Line Margin Read Level Ant Factor Cable Loss Preamp Factor APos TPos Remark MHz dBuV/m dBuV/m dB dBuV dB/m dB dB cm deg 1 5417.10 40.83 54.00 -13.17 28.58 36.03 9.67 33.45 214 26 Peak 2 5720.00 101.42 ------ ------ 88.57 36.31 10.01 33.47 214 26 Average	Blank

Mode	39	
	Harmonic	
	Straddle channels_5.47-5.725_802.11ac VHT20_CH144_5720MHz	
Pol.	Horizontal	Vertical
Peak Avg	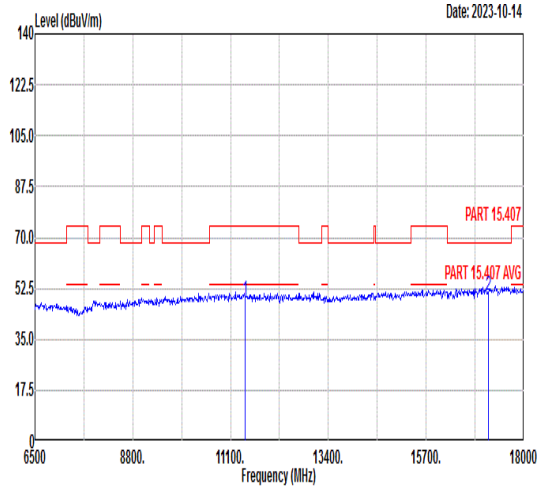 Freq Level Limit Line Margin Read Level Ant Factor Cable Loss Preamp Factor APos TPos Remark MHz dBuV/m dBuV/m dB dBuV dB/m dB dB cm deg 1 11440.00 48.81 74.00 -25.19 59.81 39.60 12.84 63.44 --- --- Peak 2 17160.00 50.07 68.30 -18.23 55.58 44.09 15.66 65.26 --- --- Peak	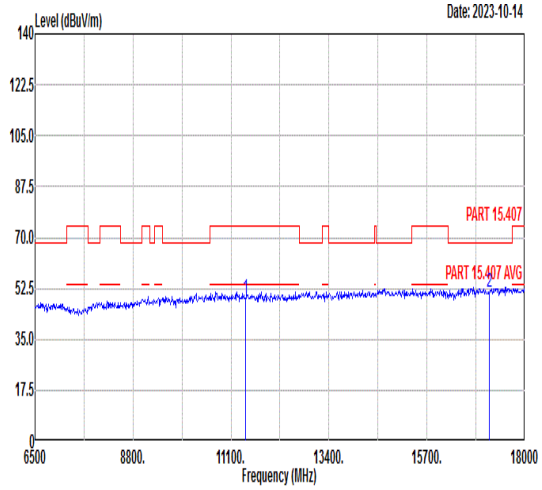 Freq Level Limit Line Margin Read Level Ant Factor Cable Loss Preamp Factor APos TPos Remark MHz dBuV/m dBuV/m dB dBuV dB/m dB dB cm deg 1 11440.00 49.00 74.00 -25.00 60.00 39.60 12.84 63.44 --- --- Peak 2 17160.00 50.98 68.30 -17.32 56.49 44.09 15.66 65.26 --- --- Peak

Mode	40	
	Band Edge	
	Straddle channels_5.47-5.725_802.11ac VHT40_CH142_5710MHz	
Pol.	Horizontal	Fundamental
Peak	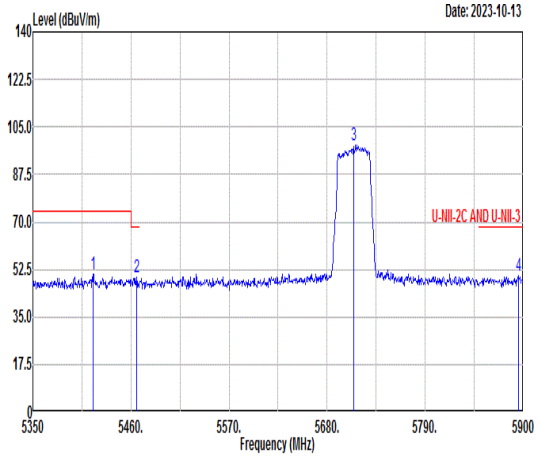 Freq Level Limit Line Margin Read Level Ant Factor Cable Loss Preamp Factor APos TPos Remark MHz dBuV/m dBuV/m dB dBuV dB/m dB dB cm deg 1 5417.65 50.74 74.00 -23.26 38.49 36.03 9.67 33.45 191 346 Peak 2 5466.05 49.70 68.30 -18.60 37.54 36.01 9.69 33.54 191 346 Peak 3 5710.00 98.12 ------ ------ 85.31 36.29 9.99 33.47 191 346 Peak 4 5894.50 50.24 68.30 -18.06 36.67 36.55 10.38 33.36 191 346 Peak	Blank
Avg	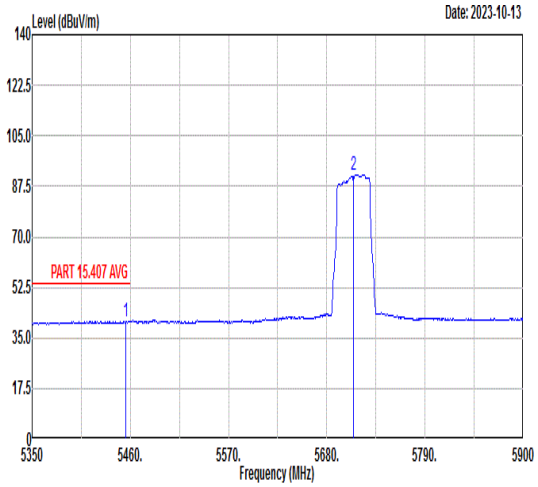 Freq Level Limit Line Margin Read Level Ant Factor Cable Loss Preamp Factor APos TPos Remark MHz dBuV/m dBuV/m dB dBuV dB/m dB dB cm deg 1 5454.50 40.87 54.00 -13.13 28.69 36.02 9.68 33.52 191 346 Peak 2 5710.00 91.46 ------ ------ 78.65 36.29 9.99 33.47 191 346 Average	Blank

Mode	40	
	Band Edge	
	Straddle channels_5.47-5.725_802.11ac VHT40_CH142_5710MHz	
Pol.	Vertical	Fundamental
Peak	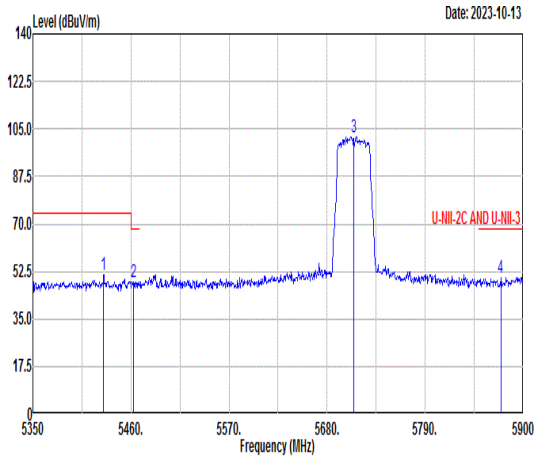 Freq Level Limit Line Margin Read Level Ant Factor Cable Loss Preamp Factor APos TPos Remark MHz dBuV/m dBuV/m dB dBuV dB/m dB dB cm deg 1 5429.20 51.12 74.00 -22.88 38.89 36.03 9.67 33.47 214 15 Peak 2 5462.75 48.60 68.30 -19.70 36.43 36.01 9.69 33.53 214 15 Peak 3 5710.00 102.19 ------ ------ 89.38 36.29 9.99 33.47 214 15 Peak 4 5874.70 50.36 68.30 -17.94 36.89 36.52 10.33 33.38 214 15 Peak	Blank
Avg	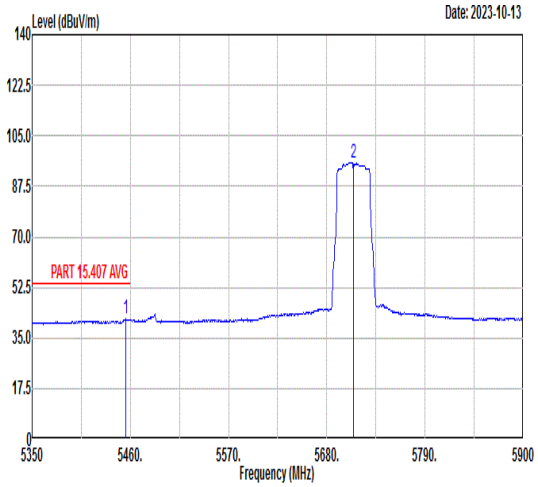 Freq Level Limit Line Margin Read Level Ant Factor Cable Loss Preamp Factor APos TPos Remark MHz dBuV/m dBuV/m dB dBuV dB/m dB dB cm deg 1 5455.05 41.59 54.00 -12.41 29.41 36.02 9.68 33.52 214 15 Peak 2 5710.00 95.75 ------ ------ 82.94 36.29 9.99 33.47 214 15 Average	Blank

Mode	41	
	Band Edge	
	Straddle channels_5.47-5.725_802.11ac VHT80_CH138_5690MHz	
Pol.	Horizontal	Fundamental
Peak	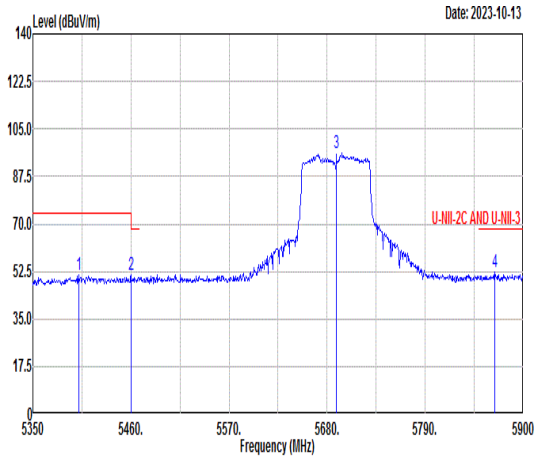 Freq Level Limit Line Margin Read Level Ant Factor Cable Loss Preamp Factor APos TPos Remark MHz dBuV/m dBuV/m dB dBuV dB/m dB dB cm deg 1 5401.15 51.25 74.00 -22.75 39.00 36.04 9.63 33.42 197 333 Peak 2 5460.00 51.12 68.30 -17.18 38.94 36.02 9.69 33.53 197 333 Peak 3 5690.00 96.26 ------ ------ 83.53 36.27 9.95 33.49 197 333 Peak 4 5868.10 52.07 68.30 -16.23 38.61 36.52 10.32 33.38 197 333 Peak	Blank
Avg	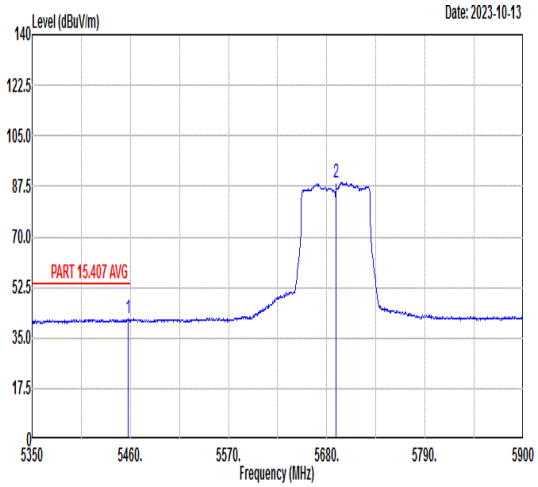 Freq Level Limit Line Margin Read Level Ant Factor Cable Loss Preamp Factor APos TPos Remark MHz dBuV/m dBuV/m dB dBuV dB/m dB dB cm deg 1 5457.80 41.86 54.00 -12.14 29.67 36.02 9.69 33.52 197 333 Peak 2 5690.00 88.61 ------ ------ 75.88 36.27 9.95 33.49 197 333 Average	Blank

Mode	41	
	Band Edge	
	Straddle channels_5.47-5.725_802.11ac VHT80_CH138_5690MHz	
Pol.	Vertical	Fundamental
Peak	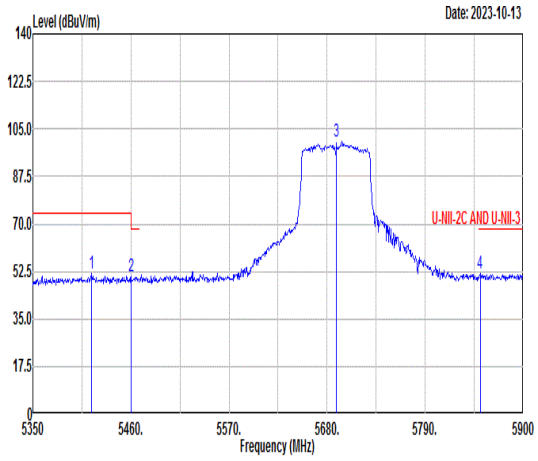 Freq Level Limit Line Margin Read Level Ant Factor Cable Loss Preamp Factor APos TPos Remark MHz dBuV/m dBuV/m dB dBuV dB/m dB dB cm deg 1 5415.45 51.79 74.00 -22.21 39.55 36.03 9.66 33.45 217 25 Peak 2 5460.00 50.88 68.30 -17.42 38.70 36.02 9.69 33.53 217 25 Peak 3 5690.00 100.31 ------ ------ 87.58 36.27 9.95 33.49 217 25 Peak 4 5851.60 52.03 68.30 -16.27 38.65 36.49 10.28 33.39 217 25 Peak	Blank
Avg	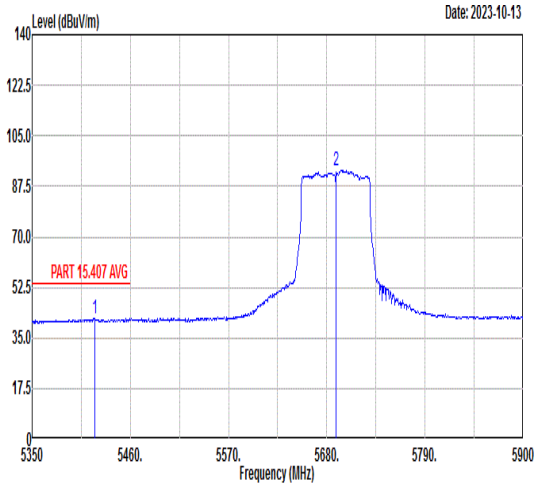 Freq Level Limit Line Margin Read Level Ant Factor Cable Loss Preamp Factor APos TPos Remark MHz dBuV/m dBuV/m dB dBuV dB/m dB dB cm deg 1 5419.85 41.65 54.00 -12.35 29.41 36.03 9.67 33.46 217 25 Peak 2 5690.00 93.03 ------ ------ 80.30 36.27 9.95 33.49 217 25 Average	Blank

Mode	42	
	LF	
	U-NII-2C_5.47-5.725_802.11ac VHT80_ CH106 _5530MHz	
Pol.	Horizontal	Vertical
QP/ Peak	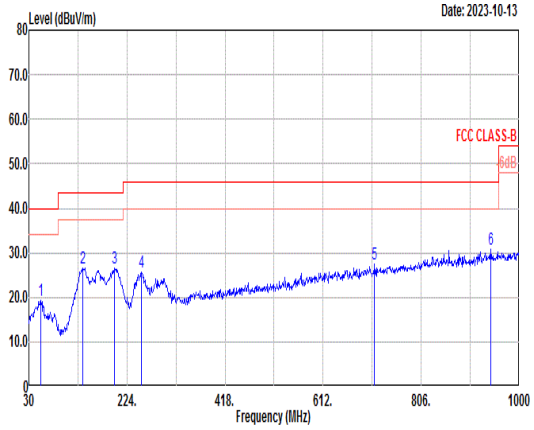 Freq Level Limit Line Margin Read Level Ant Factor Cable Loss Preamp Factor APos TPos Remark MHz dBuV/m dBuV/m dB dBuV dB/m dB dB cm deg 1 53.28 19.26 40.00 -20.74 37.19 13.20 0.73 31.86 --- --- Peak 2 136.70 26.70 43.50 -16.80 39.41 17.60 1.20 31.51 --- --- Peak 3 198.78 26.46 43.50 -17.04 41.43 14.90 1.43 31.30 --- --- Peak 4 252.13 25.61 46.00 -20.39 36.37 18.78 1.66 31.20 --- --- Peak 5 713.85 27.35 46.00 -18.65 28.59 26.88 2.78 30.90 --- --- Peak 6 943.74 30.80 46.00 -15.20 27.88 30.54 3.22 30.84 --- --- Peak	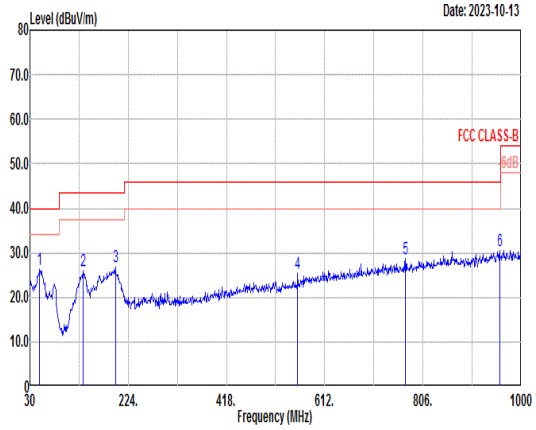 Freq Level Limit Line Margin Read Level Ant Factor Cable Loss Preamp Factor APos TPos Remark MHz dBuV/m dBuV/m dB dBuV dB/m dB dB cm deg 1 49.40 26.32 40.00 -13.68 42.29 15.00 0.70 31.67 --- --- Peak 2 135.73 25.89 43.50 -17.61 38.51 17.70 1.19 31.51 --- --- Peak 3 198.78 26.81 43.50 -16.69 41.78 14.90 1.43 31.30 --- --- Peak 4 558.65 25.41 46.00 -20.59 27.41 26.44 2.48 30.92 --- --- Peak 5 771.08 28.75 46.00 -17.25 28.36 28.40 2.89 30.90 --- --- Peak 6 957.32 30.61 46.00 -15.39 26.99 31.14 3.24 30.76 --- --- Peak

Mode	43	
	LF	
	UNII 3 _5.47-5.85_802.11ac VHT40_CH151 _5755MHz_LF	
Pol.	Horizontal	Vertical
QP/ Peak	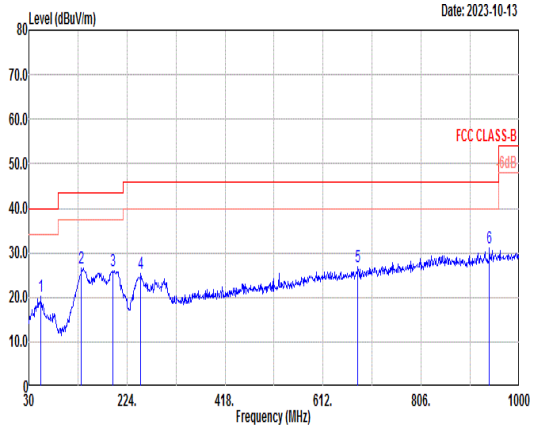	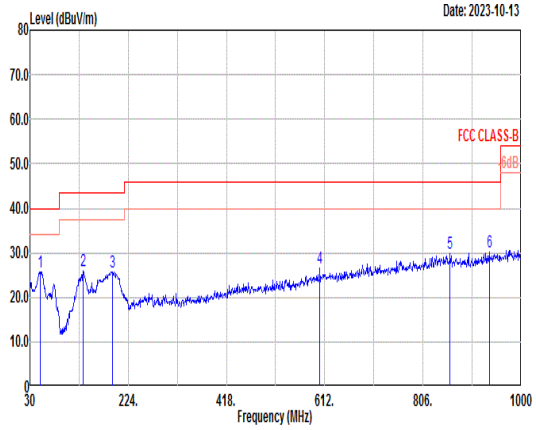

Horizontal:

	Freq	Level	Limit Line	Margin	Read Level	Ant Factor	Cable Loss	Preamp Factor	APos	TPos	Remark
	MHz	dBuV/m	dBuV/m	dB	dBuV	dB/m	dB	dB	cm	deg	
1	54.25	20.11	40.00	-19.89	38.49	12.80	0.73	31.91	---	---	Peak
2	133.79	26.51	43.50	-16.99	39.16	17.70	1.18	31.53	---	---	Peak
3	195.87	26.09	43.50	-17.41	41.18	14.80	1.42	31.31	---	---	Peak
4	251.16	25.38	46.00	-20.62	36.29	18.64	1.65	31.20	---	---	Peak
5	680.87	26.95	46.00	-19.05	28.65	26.50	2.72	30.92	---	---	Peak
6	940.83	30.99	46.00	-15.01	28.27	30.36	3.22	30.86	---	---	Peak

Vertical:

	Freq	Level	Limit Line	Margin	Read Level	Ant Factor	Cable Loss	Preamp Factor	APos	TPos	Remark
	MHz	dBuV/m	dBuV/m	dB	dBuV	dB/m	dB	dB	cm	deg	
1	50.37	25.81	40.00	-14.19	42.32	14.50	0.71	31.72	---	---	Peak
2	135.73	26.00	43.50	-17.50	38.62	17.70	1.19	31.51	---	---	Peak
3	192.96	25.60	43.50	-17.90	40.70	14.80	1.41	31.31	---	---	Peak
4	602.30	26.45	46.00	-19.55	29.03	25.86	2.56	31.00	---	---	Peak
5	859.35	29.78	46.00	-16.22	28.43	29.30	3.07	31.02	---	---	Peak
6	936.95	30.05	46.00	-15.95	27.60	30.12	3.21	30.88	---	---	Peak

Appendix D. Radiated Spurious Emission for Co-location mode

Mode 44

BT Link+LTE B13 Link+11ac VHT80_Ch106 (Band Edge @ 3m)

***11ac VHT80_Ch106* (Band Edge @ 3m)**

WIFI Ant. 3	Note	Frequency (MHz)	Level (dBµV/m)	Margin (dB)	Limit Line (dBµV/m)	Read Level (dBµV)	Antenna Factor (dB/m)	Path Loss (dB)	Preamp Factor (dB)	Ant Pos (cm)	Table Pos (deg)	Peak Avg. (P/A)	Pol. (H/V)
WIFI 802. BT Link+LTE B13 Link+11ac VHT80_Ch106 Co-location		5459.92	57.29	-16.71	74	45.12	36.02	9.68	33.53	301	13	P	H
		5469.76	58.69	-9.61	68.3	46.53	36.01	9.7	33.55	301	13	P	H
		5458.48	43.47	-10.53	54	31.3	36.02	9.68	33.53	301	13	A	H
	*	5530	92.11	-	-	79.93	36.04	9.72	33.58	301	13	P	H
	*	5530	84.31	-	-	72.13	36.04	9.72	33.58	301	13	A	H
		5735.705	51.7	-16.6	68.3	38.82	36.33	10.01	33.46	301	13	P	H
		5459.92	62.05	-11.95	74	49.88	36.02	9.68	33.53	373	360	P	V
		5466.64	63.23	-5.07	68.3	51.06	36.01	9.7	33.54	373	360	P	V
		5458.72	46.21	-7.79	54	34.04	36.02	9.68	33.53	373	360	A	V
	*	5530	95.78	-	-	83.6	36.04	9.72	33.58	373	360	P	V
	*	5530	88.7	-	-	76.52	36.04	9.72	33.58	373	360	A	V
		5736.965	51.54	-16.76	68.3	38.66	36.33	10.01	33.46	373	360	P	V
Remark	1. No other spurious found. 2. All results are PASS against Peak and Average limit line.												

BT Link+LTE B13 Link+11ac VHT80_Ch106 (Harmonic @ 3m)

WIFI Ant. 3	Note	Frequency (MHz)	Level (dBµV/m)	Margin Limit (dB)	Limit Line (dBµV/m)	Read Level (dBµV)	Antenna Factor (dB/m)	Path Loss (dB)	Preamp Factor (dB)	Ant Pos (cm)	Table Pos (deg)	Peak Avg. (P/A)	Pol. (H/V)
WIFI 802. BT Link+ LTE B13 Link+11ac VHT80_Ch 106 Co-location		11060	49.45	-24.55	74	60.7	39.6	12.57	63.42			P	H
		16590	50.38	-17.92	68.3	56.73	43.16	15.24	64.75			P	H
		11060	50.3	-23.7	74	61.55	39.6	12.57	63.42			P	V
		16590	50.65	-17.65	68.3	57	43.16	15.24	64.75			P	V
Remark	1. No other spurious found. 2. All results are PASS against Peak and Average limit line.												

*	**Fundamental Frequency** which can be ignored. However, the level of any unwanted emissions shall not exceed the level of the fundamental frequency.
!	Test result is **over limit** line.
P/A	**P**eak or **A**verage
H/V	**H**orizontal or **V**ertical

Test Plots:

Note symbol

-L	**Low channel location**
-R	**High channel location**

BT Link+LTE B13 Link+11ac VHT80_Ch106 (Band Edge @ 3m

WIFI	UNII 2C 5.47-5.725MHz Band Edge @ 3m	
ANT	BT Link+LTE B13 Link+11ac VHT80_Ch106 Co-location	
3	Horizontal	Fundamental
Peak	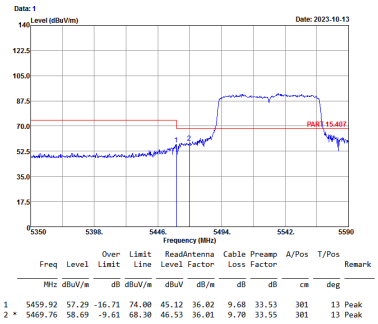 Freq Level Over Limit Limit Line ReadAntenna Level Cable Loss Preamp Factor A/Pos T/Pos Remark MHz dBuV/m dB dBuV/m dBuV dB/m dB dB cm deg 1 5459.92 57.29 -16.71 74.00 45.12 36.02 9.68 33.53 301 13 Peak 2 * 5469.76 58.69 -9.61 68.30 46.53 36.01 9.70 33.55 301 13 Peak	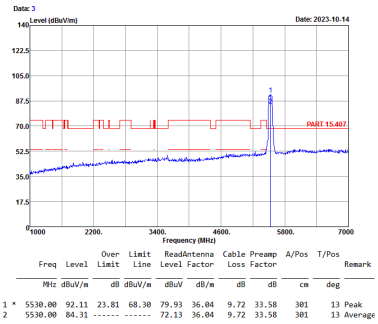 Freq Level Over Limit Limit Line ReadAntenna Level Cable Loss Preamp Factor A/Pos T/Pos Remark MHz dBuV/m dB dBuV/m dBuV dB/m dB dB cm deg 1 * 5530.00 92.11 23.81 68.30 79.93 36.04 9.72 33.58 301 13 Peak 2 5530.00 84.31 ------ ------ 72.13 36.04 9.72 33.58 301 13 Average
Avg.	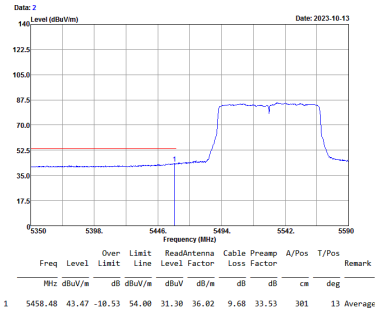 Freq Level Over Limit Limit Line ReadAntenna Level Cable Loss Preamp Factor A/Pos T/Pos Remark MHz dBuV/m dB dBuV/m dBuV dB/m dB dB cm deg 1 5458.48 43.47 -10.53 54.00 31.30 36.02 9.68 33.53 301 13 Average	Blank

WIFI	UNII 2C 5.47-5.725MHz Band Edge @ 3m	
ANT	BT Link+LTE B13 Link+11ac VHT80_Ch106 Co-location	
3	Horizontal	Fundamental
Peak	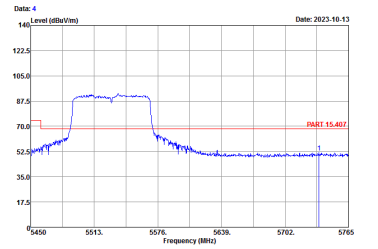 Over Limit Limit Read Antenna Cable Preamp A/Pos T/Pos Freq Level Limit Line Level Factor Loss Factor Remark MHz dBuV/m dB dBuV/m dBuV dB/m dB dB cm deg 1 * 5735.71 51.70 -16.60 68.30 38.82 36.33 10.01 33.46 301 13 Peak	Blank

WIFI	UNII 2C 5.47-5.725MHz Band Edge @ 3m	
ANT	BT Link+LTE B13 Link+11ac VHT80_Ch106 Co-location	
3	Vertical	Fundamental
Peak	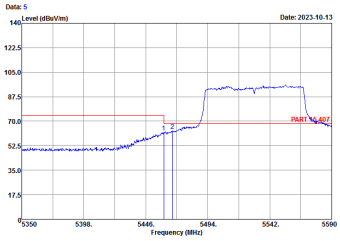 Freq Level Over Limit Limit Line ReadAntenna Level Factor Cable Loss Preamp Factor A/Pos T/Pos Remark MHz dBuV/m dB dBuV/m dBuV dB/m dB dB cm deg 1 5459.92 62.05 -11.95 74.00 49.88 36.02 9.68 33.53 373 360 Peak 2 * 5466.64 63.23 -5.07 68.30 51.06 36.01 9.70 33.54 373 360 Peak	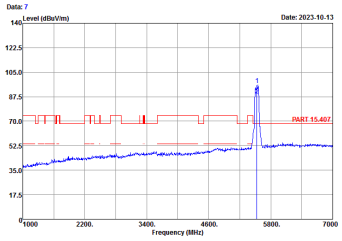 Freq Level Over Limit Limit Line ReadAntenna Level Factor Cable Loss Preamp Factor A/Pos T/Pos Remark MHz dBuV/m dB dBuV/m dBuV dB/m dB dB cm deg 1 * 5530.00 95.78 27.48 68.30 83.60 36.04 9.72 33.58 373 360 Peak 2 5530.00 88.70 ------ ------ 76.52 36.04 9.72 33.58 373 360 Average
Avg.	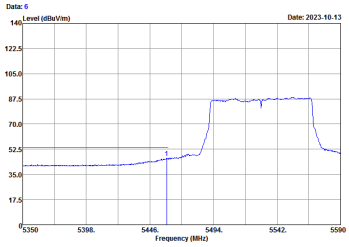 Freq Level Over Limit Limit Line ReadAntenna Level Factor Cable Loss Preamp Factor A/Pos T/Pos Remark MHz dBuV/m dB dBuV/m dBuV dB/m dB dB cm deg 1 5458.72 46.21 -7.79 54.00 34.04 36.02 9.68 33.53 373 360 Average	Blank

WIFI	UNII 2C 5.47-5.725MHz Band Edge @ 3m	
ANT	BT Link+LTE B13 Link+11ac VHT80_Ch106 Co-location	
3	Vertical	Fundamental
Peak	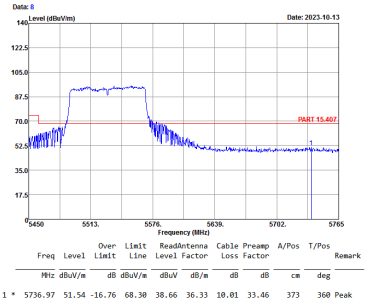	Blank

BT Link+LTE B13 Link+11ac VHT80_Ch106 (Harmonic @ 3m)

WIFI	UNII 2C 5.47-5.725MHz Band Edge @ 3m	
ANT	BT Link+LTE B13 Link+11ac VHT80_Ch106 Co-location	
3	Horizontal	Vertical
Peak/ Avg.	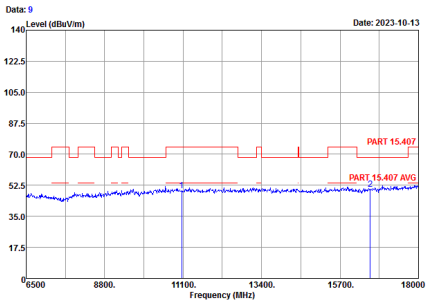 Freq Level Over Limit Limit Line ReadAntenna Level Factor Cable Loss Preamp Factor A/Pos T/Pos Remark MHz dBuV/m dB dBuV/m dBuV dB/m dB dB cm deg 1 11060.00 49.45 -24.55 74.00 60.70 39.60 12.57 63.42 --- --- Peak 2 * 16590.00 50.38 -17.92 68.30 56.73 43.16 15.24 64.75 --- --- Peak	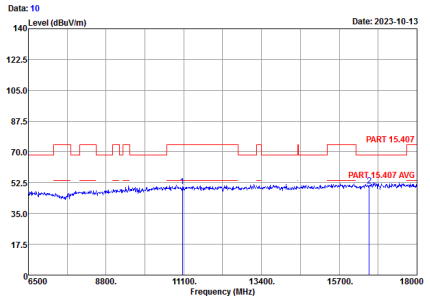 Freq Level Over Limit Limit Line ReadAntenna Level Factor Cable Loss Preamp Factor A/Pos T/Pos Remark MHz dBuV/m dB dBuV/m dBuV dB/m dB dB cm deg 1 11060.00 50.30 -23.70 74.00 61.55 39.60 12.57 63.42 --- --- Peak 2 * 16590.00 50.65 -17.65 68.30 57.00 43.16 15.24 64.75 --- --- Peak

Appendix E. Duty Cycle Plots

Band	Duty Cycle(%)	T(ms)	1/T(kHz)	VBW Setting
802.11a	98.33	-	-	10Hz
802.11ac VHT20	97.86	1.922	0.520	1KHz
802.11ac VHT40	96.46	0.948	1.055	3KHz
802.11ac VHT80	92.44	0.461	2.170	3KHz

802.11a

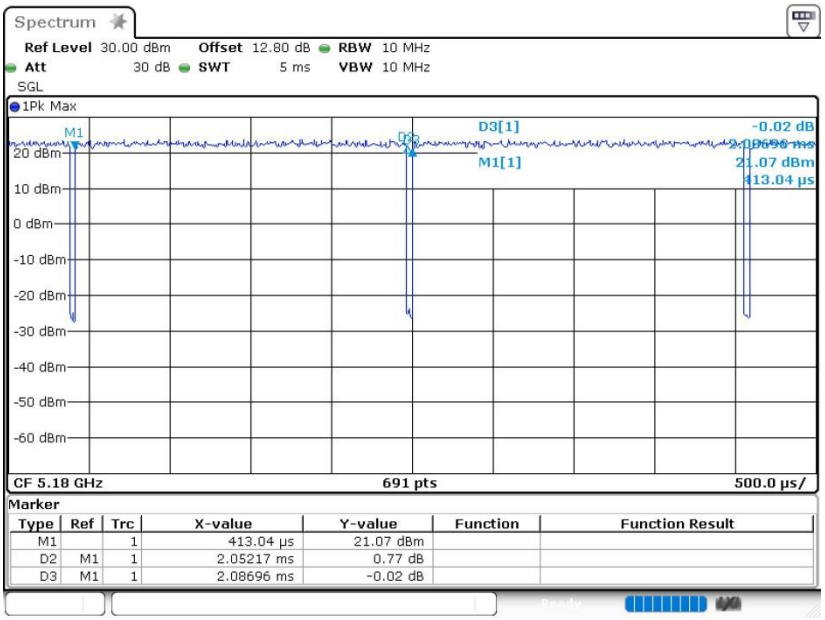

802.11ac VHT20

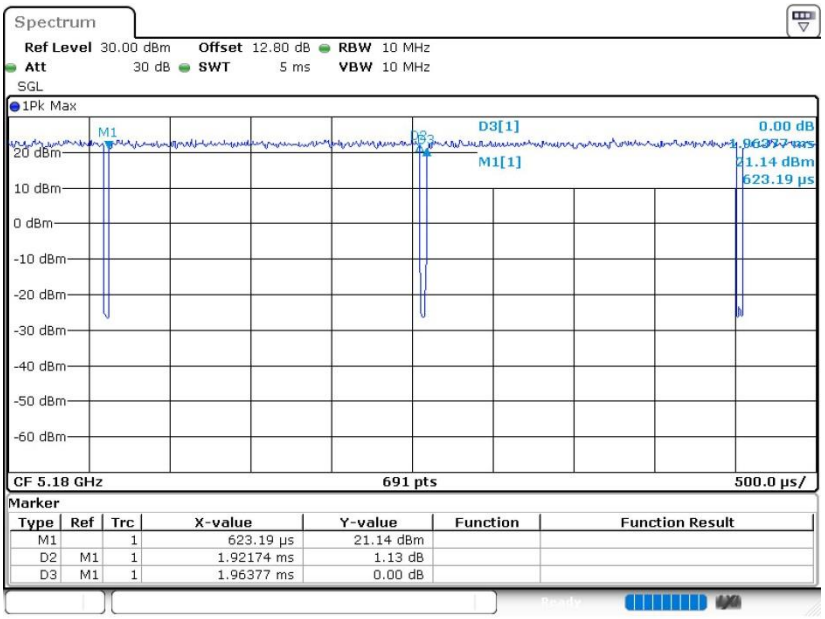

802.11ac VHT40

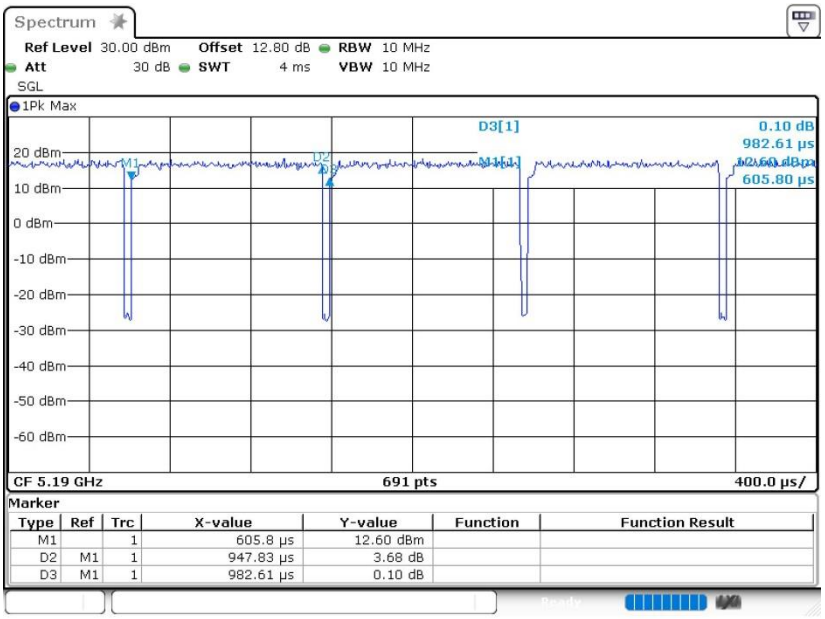
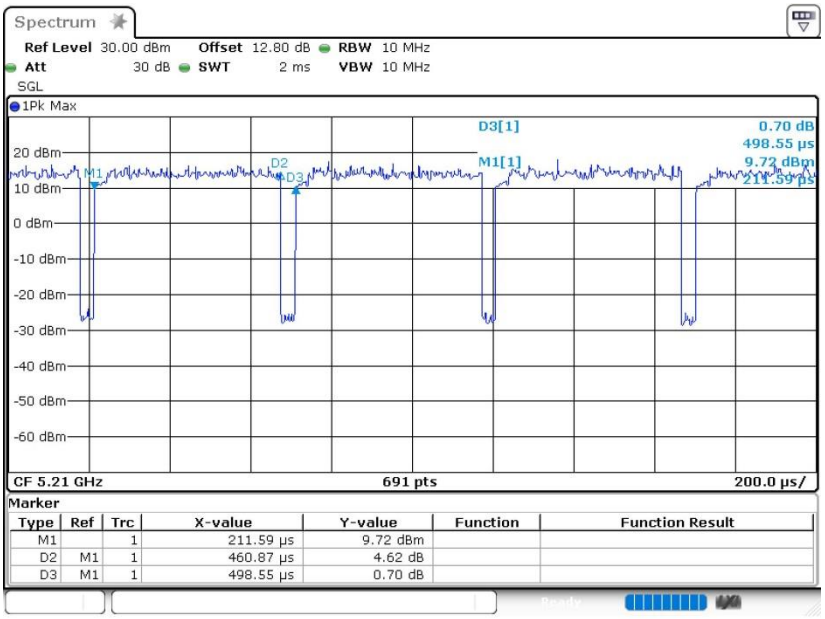
802.11ac VHT80