Test Laboratory: Sporton International Inc. SAR/HAC Testing Lab Date: 2024/4/24

01_GSM850_GPRS (2 Tx slots)_Left Cheek_0mm_Ch189

Communication System: UID 0, GSM850 (0); Frequency: 836.4 MHz;Duty Cycle: 1:4.15
Medium: HSL_835 Medium parameters used: f = 836.4 MHz; σ = 0.93 S/m; ε_r = 40.919; ρ = 1000 kg/m^3
Ambient Temperature：23.3 ℃; Liquid Temperature：22.8 ℃

DASY5 Configuration:
- Probe: EX3DV4 - SN3857; ConvF(9.29, 8.23, 9.75); Calibrated: 2024/1/22
- Sensor-Surface: 1.4mm (Mechanical Surface Detection)
- Electronics: DAE4 Sn1279; Calibrated: 2023/6/7
- Phantom: SAM Twin Phantom; Type: SAM Twin; Serial: TP-1697
- Measurement SW: DASY52, Version 52.10 (4); SEMCAD X Version 14.6.14 (7501)

Area Scan (91x121x1): Interpolated grid: dx=1.200 mm, dy=1.200 mm
Maximum value of SAR (interpolated) = 0.426 W/kg

Zoom Scan (8x8x7)/Cube 0: Measurement grid: dx=5mm, dy=5mm, dz=5mm
Reference Value = 4.397 V/m; Power Drift = 0.01 dB
Peak SAR (extrapolated) = 0.728 W/kg
SAR(1 g) = 0.181 W/kg; SAR(10 g) = 0.119 W/kg
Smallest distance from peaks to all points 3 dB below = 2.1 mm
Ratio of SAR at M2 to SAR at M1 = 80.9%
Maximum value of SAR (measured) = 0.215 W/kg

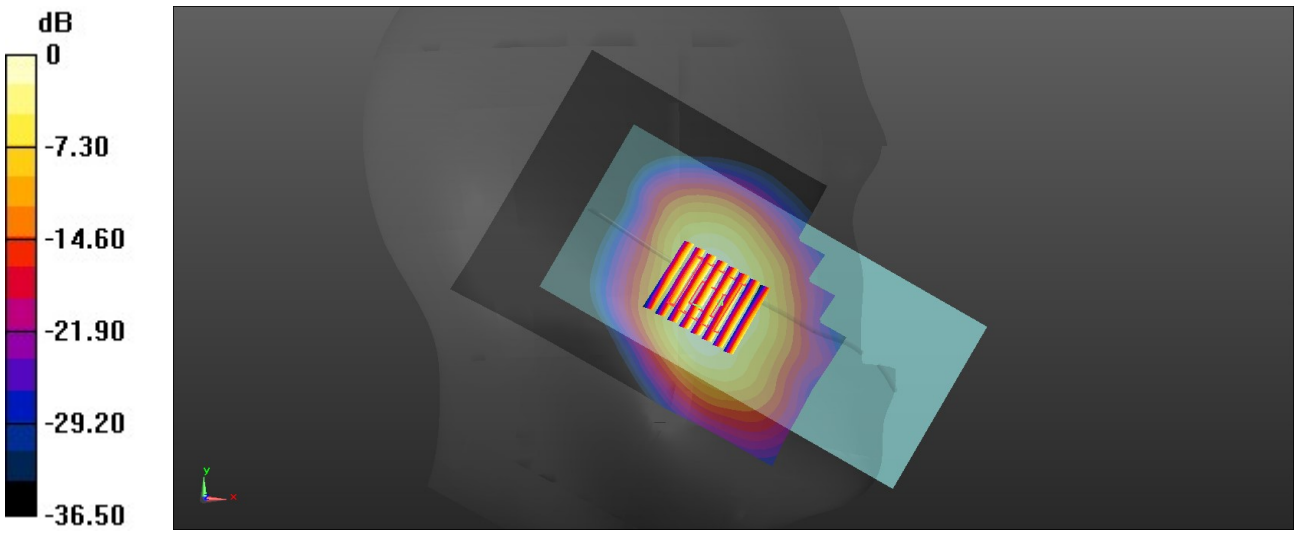

0 dB = 0.215 W/kg = -6.68 dBW/kg

Test Laboratory: Sporton International Inc. SAR/HAC Testing Lab Date: 2024/4/24

02_WCDMA V_RMC 12.2Kbps_Left Cheek_0mm_Ch4182

Communication System: UID 0, WCDMA (0); Frequency: 836.4 MHz;Duty Cycle: 1:1
Medium: HSL_835 Medium parameters used: f = 836.4 MHz; σ = 0.93 S/m; ε_r = 40.919; ρ = 1000 kg/m^3
Ambient Temperature：23.3 ℃; Liquid Temperature：22.8 ℃

DASY5 Configuration:
- Probe: EX3DV4 - SN3857; ConvF(9.29, 8.23, 9.75); Calibrated: 2024/1/22
- Sensor-Surface: 1.4mm (Mechanical Surface Detection)
- Electronics: DAE4 Sn1279; Calibrated: 2023/6/7
- Phantom: SAM Twin Phantom; Type: SAM Twin; Serial: TP-1697
- Measurement SW: DASY52, Version 52.10 (4); SEMCAD X Version 14.6.14 (7501)

Area Scan (91x121x1): Interpolated grid: dx=1.200 mm, dy=1.200 mm
Maximum value of SAR (interpolated) = 0.215 W/kg

Zoom Scan (7x8x7)/Cube 0: Measurement grid: dx=5mm, dy=5mm, dz=5mm
Reference Value = 4.764 V/m; Power Drift = 0.01 dB
Peak SAR (extrapolated) = 0.228 W/kg
SAR(1 g) = 0.149 W/kg; SAR(10 g) = 0.091 W/kg
Smallest distance from peaks to all points 3 dB below: Larger than measurement grid (> 15 mm)
Ratio of SAR at M2 to SAR at M1 = 80%
Maximum value of SAR (measured) = 0.200 W/kg

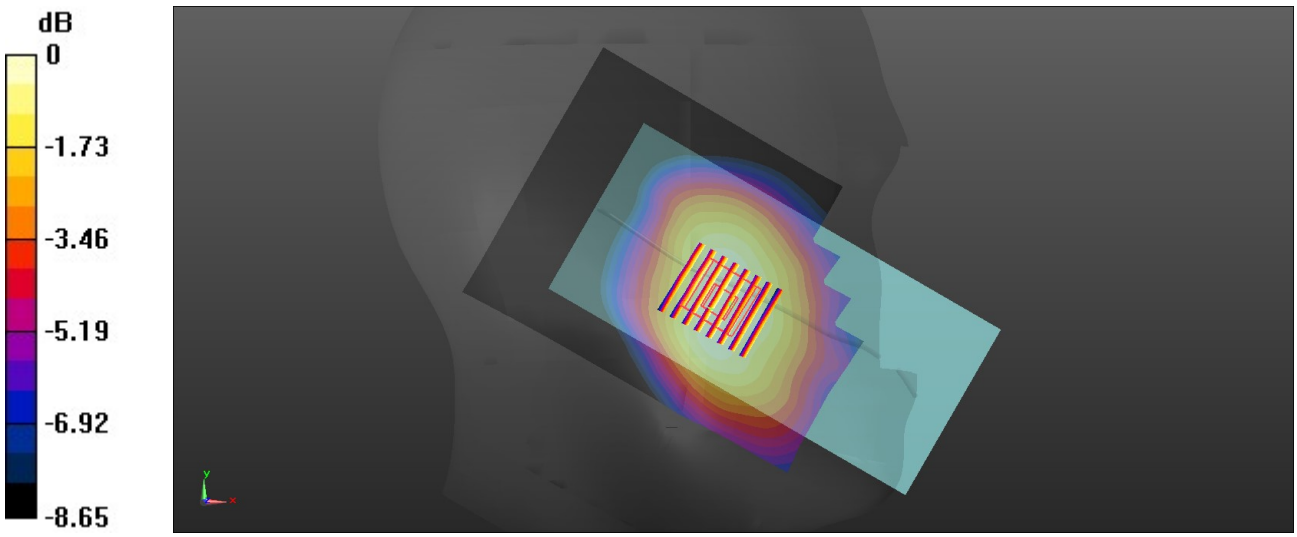

0 dB = 0.200 W/kg = -6.99 dBW/kg

03_LTE Band 26_15M_QPSK_1RB_0Offset_Right Cheek_0mm_Ch26865

Communication System: UID 0, LTE-FDD (0); Frequency: 831.5 MHz;Duty Cycle: 1:1
Medium: HSL_835 Medium parameters used: f = 831.5 MHz; σ = 0.928 S/m; ε_r = 40.936; ρ = 1000 kg/m^3
Ambient Temperature：23.3 ℃; Liquid Temperature：22.8 ℃

DASY5 Configuration:
- Probe: EX3DV4 - SN3857; ConvF(9.29, 8.23, 9.75); Calibrated: 2024/1/22
- Sensor-Surface: 1.4mm (Mechanical Surface Detection)
- Electronics: DAE4 Sn1279; Calibrated: 2023/6/7
- Phantom: SAM Twin Phantom; Type: SAM Twin; Serial: TP-1697
- Measurement SW: DASY52, Version 52.10 (4); SEMCAD X Version 14.6.14 (7501)

Area Scan (71x101x1): Interpolated grid: dx=1.500 mm, dy=1.500 mm
Maximum value of SAR (interpolated) = 0.566 W/kg

Zoom Scan (5x5x7)/Cube 0: Measurement grid: dx=8mm, dy=8mm, dz=5mm
Reference Value = 15.76 V/m; Power Drift = 0.09 dB
Peak SAR (extrapolated) = 1.08 W/kg
SAR(1 g) = 0.473 W/kg; SAR(10 g) = 0.263 W/kg
Smallest distance from peaks to all points 3 dB below = 11.4 mm
Ratio of SAR at M2 to SAR at M1 = 46.8%
Maximum value of SAR (measured) = 0.629 W/kg

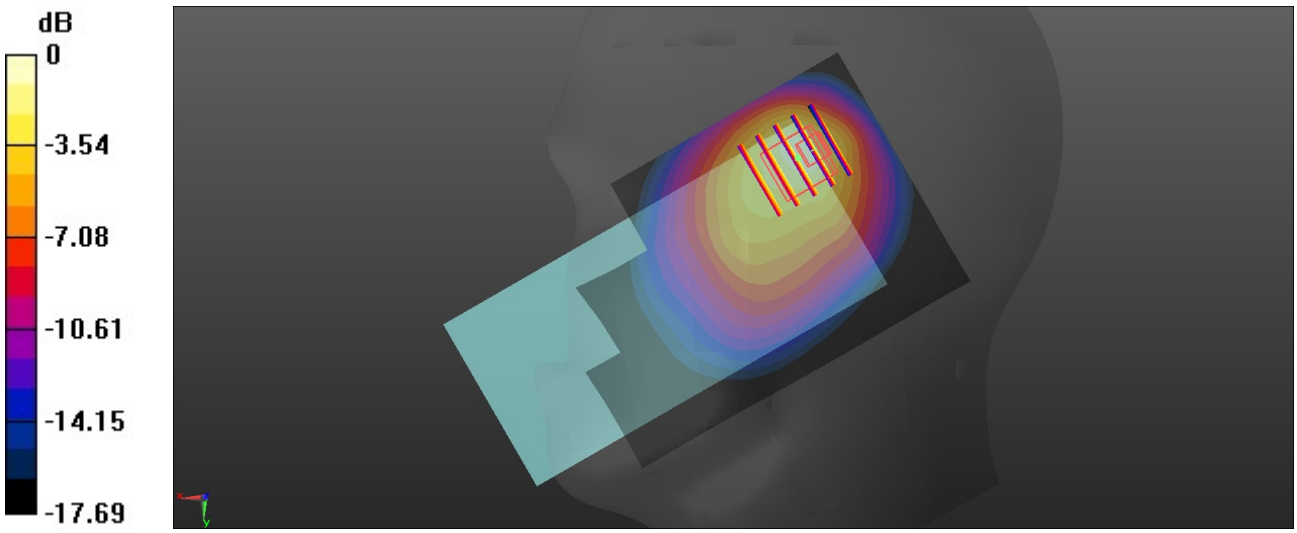

0 dB = 0.629 W/kg = -2.01 dBW/kg

04_FR1 n26_20M_QPSK_50RB_28Offset_Right Cheek_0mm_Ch166300

Communication System: UID 0, 5G NR (0); Frequency: 831.5 MHz;Duty Cycle: 1:1
Medium: HSL_835 Medium parameters used: f = 831.5 MHz; σ = 0.928 S/m; ε_r = 40.936; ρ = 1000 kg/m^3
Ambient Temperature：23.3 ℃; Liquid Temperature：22.8 ℃

DASY5 Configuration:
- Probe: EX3DV4 - SN3857; ConvF(9.29, 8.23, 9.75); Calibrated: 2024/1/22
- Sensor-Surface: 1.4mm (Mechanical Surface Detection)
- Electronics: DAE4 Sn1279; Calibrated: 2023/6/7
- Phantom: SAM Twin Phantom; Type: SAM Twin; Serial: TP-1697
- Measurement SW: DASY52, Version 52.10 (4); SEMCAD X Version 14.6.14 (7501)

Area Scan (71x101x1): Interpolated grid: dx=1.500 mm, dy=1.500 mm
Maximum value of SAR (interpolated) = 0.792 W/kg

Zoom Scan (5x5x7)/Cube 0: Measurement grid: dx=8mm, dy=8mm, dz=5mm
Reference Value = 23.04 V/m; Power Drift = -0.06 dB
Peak SAR (extrapolated) = 1.57 W/kg
SAR(1 g) = 0.429 W/kg; SAR(10 g) = 0.237 W/kg
Smallest distance from peaks to all points 3 dB below = 9.4 mm
Ratio of SAR at M2 to SAR at M1 = 44.5%
Maximum value of SAR (measured) = 0.584 W/kg

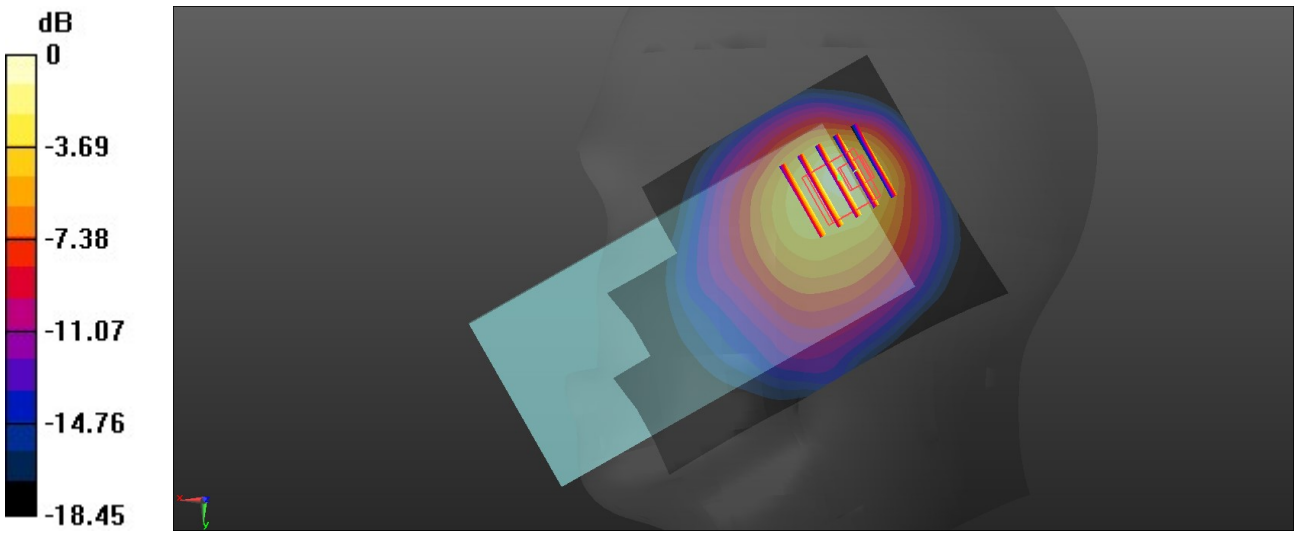

0 dB = 0.584 W/kg = -2.34 dBW/kg

05_GSM1900_GPRS (2 Tx slots)_Right Cheek_0mm_Ch661

Communication System: UID 0, PCS (0); Frequency: 1880 MHz;Duty Cycle: 1:4.15
Medium: HSL_1900 Medium parameters used: f = 1880 MHz; σ = 1.378 S/m; ε_r = 41.531; ρ = 1000 kg/m^3
Ambient Temperature：23.2 ℃; Liquid Temperature：22.7 ℃

DASY5 Configuration:
- Probe: EX3DV4 - SN3857; ConvF(7.93, 7.26, 8.03); Calibrated: 2024/1/22
- Sensor-Surface: 1.4mm (Mechanical Surface Detection)
- Electronics: DAE4 Sn1279; Calibrated: 2023/6/7
- Phantom: SAM Twin Phantom; Type: SAM Twin; Serial: TP-1697
- Measurement SW: DASY52, Version 52.10 (4); SEMCAD X Version 14.6.14 (7501)

Area Scan (91x121x1): Interpolated grid: dx=1.200 mm, dy=1.200 mm
Maximum value of SAR (interpolated) = 0.168 W/kg

Zoom Scan (7x7x7)/Cube 0: Measurement grid: dx=5mm, dy=5mm, dz=5mm
Reference Value = 2.788 V/m; Power Drift = 0.01 dB
Peak SAR (extrapolated) = 0.213 W/kg
SAR(1 g) = 0.101 W/kg; SAR(10 g) = 0.082 W/kg
Smallest distance from peaks to all points 3 dB below = 14 mm
Ratio of SAR at M2 to SAR at M1 = 68.9%
Maximum value of SAR (measured) = 0.163 W/kg



0 dB = 0.163 W/kg = -7.88 dBW/kg

Test Laboratory: Sporton International Inc. SAR/HAC Testing Lab Date: 2024/4/25

06_WCDMA II_RMC 12.2Kbps_Right Cheek_0mm_Ch9400

Communication System: UID 0, WCDMA (0); Frequency: 1880 MHz;Duty Cycle: 1:1
Medium: HSL_1900 Medium parameters used: f = 1880 MHz; σ = 1.407 S/m; ε_r = 40.172; ρ = 1000 kg/m^3
Ambient Temperature：23.2 ℃; Liquid Temperature：22.7 ℃

DASY5 Configuration:
- Probe: EX3DV4 - SN3857; ConvF(7.93, 7.26, 8.03); Calibrated: 2024/1/22
- Sensor-Surface: 1.4mm (Mechanical Surface Detection)
- Electronics: DAE4 Sn1279; Calibrated: 2023/6/7
- Phantom: SAM Twin Phantom; Type: SAM Twin; Serial: TP-1697
- Measurement SW: DASY52, Version 52.10 (4); SEMCAD X Version 14.6.14 (7501)

Area Scan (91x121x1): Interpolated grid: dx=1.200 mm, dy=1.200 mm
Maximum value of SAR (interpolated) = 0.277 W/kg

Zoom Scan (7x7x7)/Cube 0: Measurement grid: dx=5mm, dy=5mm, dz=5mm
Reference Value = 2.989 V/m; Power Drift = 0.08 dB
Peak SAR (extrapolated) = 0.347 W/kg
SAR(1 g) = 0.233 W/kg; SAR(10 g) = 0.146 W/kg
Smallest distance from peaks to all points 3 dB below = 12.3 mm
Ratio of SAR at M2 to SAR at M1 = 69.4%
Maximum value of SAR (measured) = 0.266 W/kg



0 dB = 0.266 W/kg = -5.75 dBW/kg

Test Laboratory: Sporton International Inc. SAR/HAC Testing Lab Date: 2024/4/25

07_LTE Band 2_20M_QPSK_1RB_0Offset_Right Cheek_0mm_Ch18900

Communication System: UID 0, LTE-FDD (0); Frequency: 1880 MHz;Duty Cycle: 1:1
Medium: HSL_1900 Medium parameters used: f = 1880 MHz; σ = 1.407 S/m; ε_r = 40.172; ρ = 1000 kg/m^3
Ambient Temperature：23.2 ℃; Liquid Temperature：22.7 ℃

DASY5 Configuration:
- Probe: EX3DV4 - SN3857; ConvF(7.93, 7.26, 8.03); Calibrated: 2024/1/22
- Sensor-Surface: 1.4mm (Mechanical Surface Detection)
- Electronics: DAE4 Sn1279; Calibrated: 2023/6/7
- Phantom: SAM Twin Phantom; Type: SAM Twin; Serial: TP-1697
- Measurement SW: DASY52, Version 52.10 (4); SEMCAD X Version 14.6.14 (7501)

Area Scan (91x121x1): Interpolated grid: dx=1.200 mm, dy=1.200 mm
Maximum value of SAR (interpolated) = 0.277 W/kg

Zoom Scan (7x7x7)/Cube 0: Measurement grid: dx=5mm, dy=5mm, dz=5mm
Reference Value = 2.989 V/m; Power Drift = 0.06 dB
Peak SAR (extrapolated) = 0.347 W/kg
SAR(1 g) = 0.237 W/kg; SAR(10 g) = 0.149 W/kg
Smallest distance from peaks to all points 3 dB below = 12.3 mm
Ratio of SAR at M2 to SAR at M1 = 69.4%
Maximum value of SAR (measured) = 0.272 W/kg

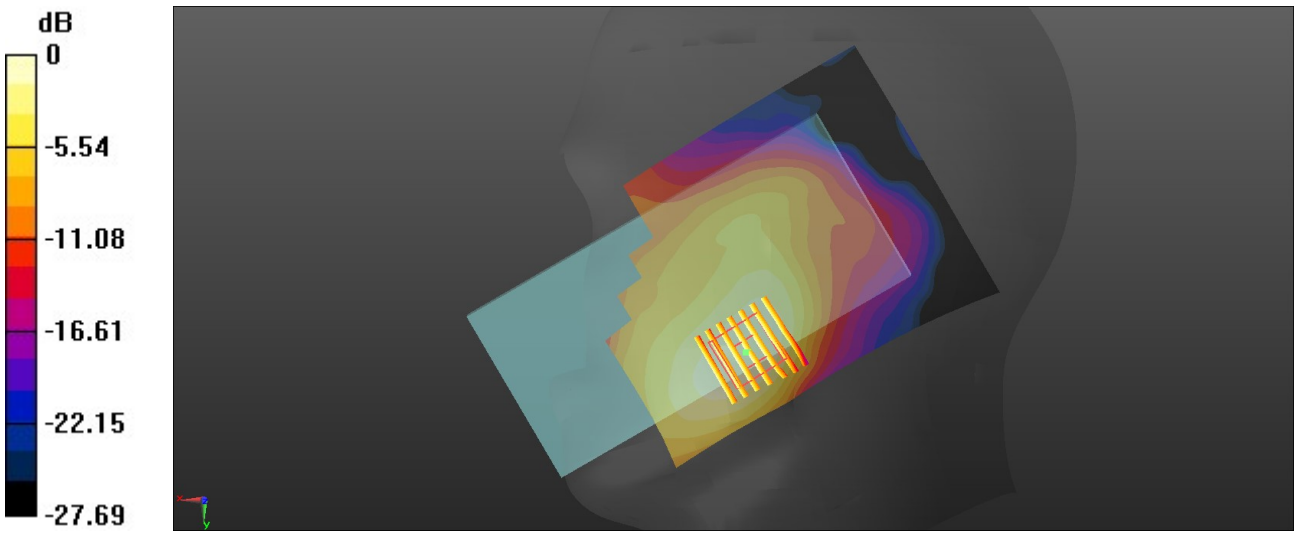

0 dB = 0.272 W/kg = -5.65 dBW/kg

08_LTE Band 7_20M_QPSK_1RB_0Offset_Right Cheek_0mm_Ch21100

Communication System: UID 0, LTE-FDD (0); Frequency: 2535 MHz;Duty Cycle: 1:1
Medium: HSL_2600 Medium parameters used: f = 2535 MHz; σ = 1.902 S/m; ε_r = 39.147; ρ = 1000 kg/m^3
Ambient Temperature：23.1 ℃; Liquid Temperature：22.6 ℃

DASY5 Configuration:
- Probe: EX3DV4 - SN3857; ConvF(7.36, 6.70, 7.41); Calibrated: 2024/1/22
- Sensor-Surface: 1.4mm (Mechanical Surface Detection)
- Electronics: DAE4 Sn1279; Calibrated: 2023/6/7
- Phantom: SAM Twin Phantom; Type: SAM Twin; Serial: TP-1697
- Measurement SW: DASY52, Version 52.10 (4); SEMCAD X Version 14.6.14 (7501)

Area Scan (91x121x1): Interpolated grid: dx=1.200 mm, dy=1.200 mm
Maximum value of SAR (interpolated) = 0.374 W/kg

Zoom Scan (7x7x7)/Cube 0: Measurement grid: dx=5mm, dy=5mm, dz=5mm
Reference Value = 2.867 V/m; Power Drift = 0.08 dB
Peak SAR (extrapolated) = 0.511 W/kg
SAR(1 g) = 0.292 W/kg; SAR(10 g) = 0.156 W/kg
Smallest distance from peaks to all points 3 dB below = 10.2 mm
Ratio of SAR at M2 to SAR at M1 = 61.1%
Maximum value of SAR (measured) = 0.359 W/kg



0 dB = 0.359 W/kg = -4.45 dBW/kg

Test Laboratory: Sporton International Inc. SAR/HAC Testing Lab Date: 2024/4/26

09_LTE Band 41_20M_QPSK_1RB_0Offset_Right Cheek_0mm_Ch40620

Communication System: UID 0, LTE-TDD (0); Frequency: 2593 MHz;Duty Cycle: 1:1.59
Medium: HSL_2600 Medium parameters used: f = 2593 MHz; σ = 1.936 S/m; ε_r = 37.409; ρ = 1000 kg/m^3
Ambient Temperature：23.1 ℃; Liquid Temperature：22.6 ℃

DASY5 Configuration:
- Probe: EX3DV4 - SN3857; ConvF(7.36, 6.70, 7.41); Calibrated: 2024/1/22
- Sensor-Surface: 1.4mm (Mechanical Surface Detection)
- Electronics: DAE4 Sn1279; Calibrated: 2023/6/7
- Phantom: SAM Twin Phantom; Type: SAM Twin; Serial: TP-1697
- Measurement SW: DASY52, Version 52.10 (4); SEMCAD X Version 14.6.14 (7501)

Area Scan (91x121x1): Interpolated grid: dx=1.200 mm, dy=1.200 mm
Maximum value of SAR (interpolated) = 0.188 W/kg

Zoom Scan (7x7x7)/Cube 0: Measurement grid: dx=5mm, dy=5mm, dz=5mm
Reference Value = 1.459 V/m; Power Drift = 0.05 dB
Peak SAR (extrapolated) = 0.268 W/kg
SAR(1 g) = 0.112 W/kg; SAR(10 g) = 0.059 W/kg
Smallest distance from peaks to all points 3 dB below = 10.2 mm
Ratio of SAR at M2 to SAR at M1 = 60.3%
Maximum value of SAR (measured) = 0.143 W/kg

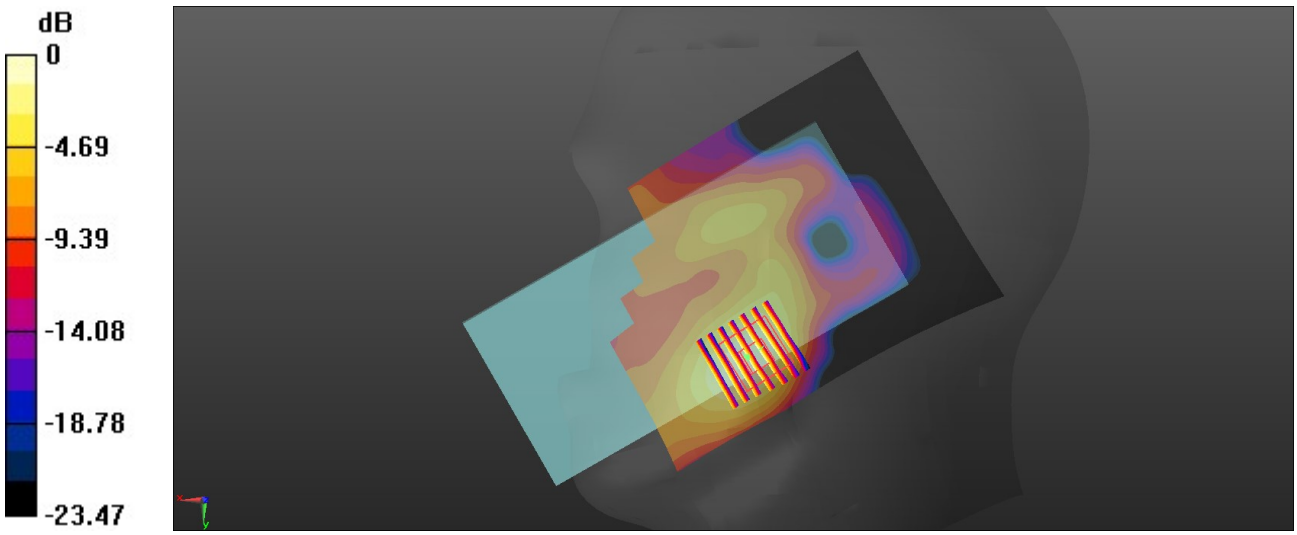

0 dB = 0.143 W/kg = -8.45 dBW/kg

10_FR1 n7_40M_QPSK_108RB_54Offset_Right Cheek_0mm_Ch507000

Communication System: UID 0, 5G NR (0); Frequency: 2535 MHz;Duty Cycle: 1:1
Medium: HSL_2600 Medium parameters used: f = 2535 MHz; σ = 1.902 S/m; ε_r = 39.147; ρ = 1000 kg/m^3
Ambient Temperature：23.1 °C; Liquid Temperature：22.6 °C

DASY5 Configuration:
- Probe: EX3DV4 - SN3857; ConvF(7.36, 6.70, 7.41); Calibrated: 2024/1/22
- Sensor-Surface: 1.4mm (Mechanical Surface Detection)
- Electronics: DAE4 Sn1279; Calibrated: 2023/6/7
- Phantom: SAM Twin Phantom; Type: SAM Twin; Serial: TP-1697
- Measurement SW: DASY52, Version 52.10 (4); SEMCAD X Version 14.6.14 (7501)

Area Scan (91x121x1): Interpolated grid: dx=1.200 mm, dy=1.200 mm
Maximum value of SAR (interpolated) = 0.298 W/kg

Zoom Scan (7x7x7)/Cube 0: Measurement grid: dx=5mm, dy=5mm, dz=5mm
Reference Value = 3.129 V/m; Power Drift = 0.04 dB
Peak SAR (extrapolated) = 0.409 W/kg
SAR(1 g) = 0.213 W/kg; SAR(10 g) = 0.116 W/kg
Smallest distance from peaks to all points 3 dB below = 10.2 mm
Ratio of SAR at M2 to SAR at M1 = 58.2%
Maximum value of SAR (measured) = 0.289 W/kg



0 dB = 0.289 W/kg = -5.39 dBW/kg

Test Laboratory: Sporton International Inc. SAR/HAC Testing Lab Date: 2024/4/26

11_FR1 n41_100M_QPSK_1RB_1Offset_Right Cheek_0mm_Ch518598

Communication System: UID 0, 5G NR (0); Frequency: 2592.99 MHz;Duty Cycle: 1:1
Medium: HSL_2600 Medium parameters used: f = 2592.99 MHz; σ = 1.931 S/m; ε_r = 39.147; ρ = 1000 kg/m^3
Ambient Temperature：23.1 ℃; Liquid Temperature：22.6 ℃

DASY5 Configuration:
- Probe: EX3DV4 - SN3857; ConvF(7.36, 6.70, 7.41); Calibrated: 2024/1/22
- Sensor-Surface: 1.4mm (Mechanical Surface Detection)
- Electronics: DAE4 Sn1279; Calibrated: 2023/6/7
- Phantom: SAM Twin Phantom; Type: SAM Twin; Serial: TP-1697
- Measurement SW: DASY52, Version 52.10 (4); SEMCAD X Version 14.6.14 (7501)

Area Scan (91x121x1): Interpolated grid: dx=1.200 mm, dy=1.200 mm
Maximum value of SAR (interpolated) = 0.309 W/kg

Zoom Scan (7x7x7)/Cube 0: Measurement grid: dx=5mm, dy=5mm, dz=5mm
Reference Value = 3.159 V/m; Power Drift = 0.01 dB
Peak SAR (extrapolated) = 0.423 W/kg
SAR(1 g) = 0.230 W/kg; SAR(10 g) = 0.120 W/kg
Smallest distance from peaks to all points 3 dB below = 10.2 mm
Ratio of SAR at M2 to SAR at M1 = 58.2%
Maximum value of SAR (measured) = 0.299 W/kg

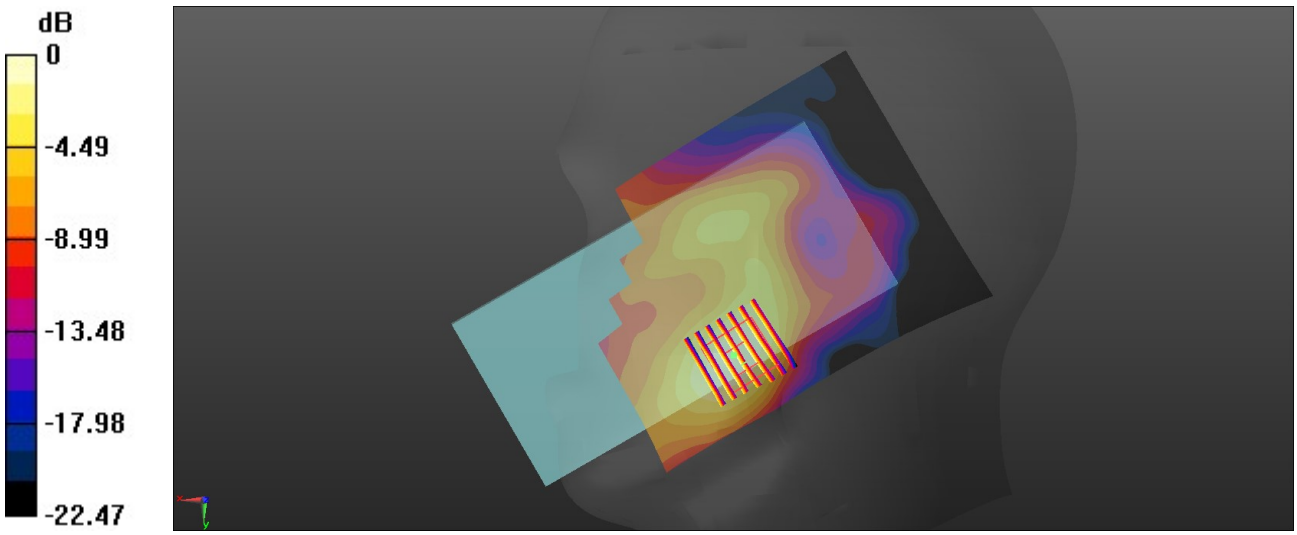

0 dB = 0.299 W/kg = -5.24 dBW/kg

Date: 2024-05-01

12_LTE Band 42_20M_QPSK_1RB_0Offset_Right Cheek_0mm_Ch42990

Communication System: Band 42; Frequency: 3540.000
Medium: MSL. Medium parameters used: f= 3540.000 MHz; σ= 2.92 S/m; ε_r = 38.4
Ambient Temperature: 23.3°C; Liquid Temperature: 22.6°C

DASY6 Configuration:
- Probe: EX3DV4 - SN7706; ConvF(6.99, 8.16, 7.09); Calibrated: 2024-01-24
- Sensor-Surface: 1.4 mm
- Electronics: DAE4 Sn1303; Calibrated: 2023-11-20
- Phantom: Twin-SAM V8.0 (30deg probe tilt); Serial: 2024
- Measurement Software: 16.2.4.2448

Area Scan (120.0 mm x 200.0 mm): Measurement Grid: 10.0 mm x 10.0 mm
SAR (1g) = 0.710 W/kg; SAR (10g) = 0.273 W/kg;

Zoom Scan (28.0 mm x 28.0 mm x 28.0 mm): Measurement Grid: 4.0 mm x 4.0 mm x 1.4 mm; Graded Ratio:1.4
Power Drift = 0.07 dB
SAR (1g) = 0.698 W/kg; SAR (10g) = 0.262 W/kg;
Smallest distance from peaks to all points 3dB below is 5.5 mm
Ratio of SAR at M2 to SAR at M1 = 71.4 %

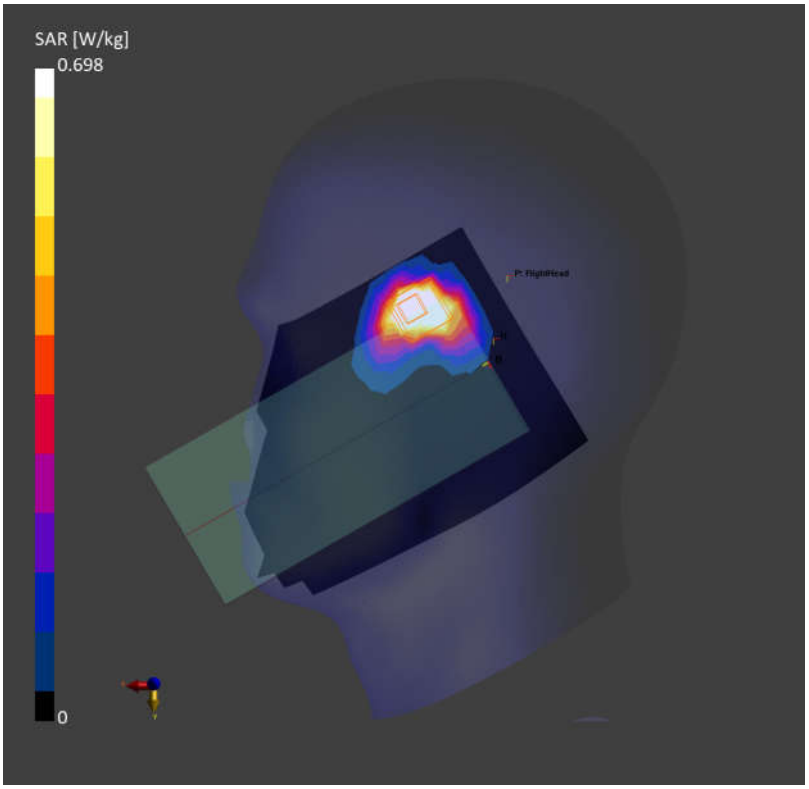

Date: 2024-05-03

13_FR1 n77_100M_QPSK_1RB_1Offset_Right Cheek_0mm_Ch656000

Communication System: Band n77; Frequency: 3840.000
Medium: MSL. Medium parameters used: f= 3840.000 MHz; σ= 3.22 S/m; ε_r = 37.7
Ambient Temperature: 23.1°C; Liquid Temperature: 22.7°C

DASY6 Configuration:
- Probe: EX3DV4 - SN7706; ConvF(6.83, 7.98, 6.94); Calibrated: 2024-01-24
- Sensor-Surface: 1.4 mm
- Electronics: DAE4 Sn1303; Calibrated: 2023-11-20
- Phantom: Twin-SAM V8.0 (30deg probe tilt); Serial: 2024
- Measurement Software: 16.2.4.2448

Area Scan (120.0 mm x 200.0 mm): Measurement Grid: 10.0 mm x 10.0 mm
SAR (1g) = 0.702 W/kg; SAR (10g) = 0.258 W/kg;

Zoom Scan (28.0 mm x 28.0 mm x 28.0 mm): Measurement Grid: 4.0 mm x 4.0 mm x 1.4 mm; Graded Ratio:1.4
Power Drift = -0.10 dB
SAR (1g) = 0.709 W/kg; SAR (10g) = 0.253 W/kg;
Smallest distance from peaks to all points 3dB below is 5.5 mm
Ratio of SAR at M2 to SAR at M1 = 70.4 %

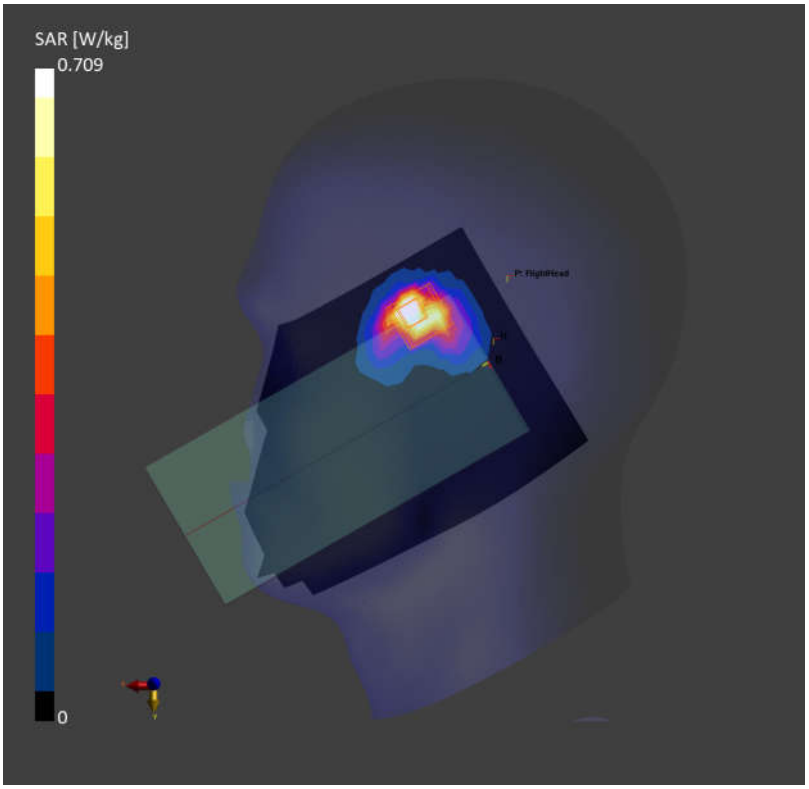

Date: 2024-05-02

14_FR1 n78_100M_QPSK_135RB_69Offset_Left Tilted_0mm_Ch650000

Communication System: Band n78; Frequency: 3750.000
Medium: MSL. Medium parameters used: f= 3750.000 MHz; σ= 3.13 S/m; ε_r = 37.9
Ambient Temperature: 23.2°C; Liquid Temperature: 22.8°C

DASY6 Configuration:
- Probe: EX3DV4 - SN7706; ConvF(6.89, 8.06, 7.01); Calibrated: 2024-01-24
- Sensor-Surface: 1.4 mm
- Electronics: DAE4 Sn1303; Calibrated: 2023-11-20
- Phantom: Twin-SAM V8.0 (30deg probe tilt); Serial: 2024
- Measurement Software: 16.2.4.2448

Area Scan (120.0 mm x 200.0 mm): Measurement Grid: 10.0 mm x 10.0 mm
SAR (1g) = 0.547 W/kg; SAR (10g) = 0.212 W/kg;

Zoom Scan (28.0 mm x 28.0 mm x 28.0 mm): Measurement Grid: 4.0 mm x 4.0 mm x 1.4 mm; Graded Ratio:1.4
Power Drift = 0.01 dB
SAR (1g) = 0.680 W/kg; SAR (10g) = 0.230 W/kg;
Smallest distance from peaks to all points 3dB below is 5.7 mm
Ratio of SAR at M2 to SAR at M1 = 68.0 %

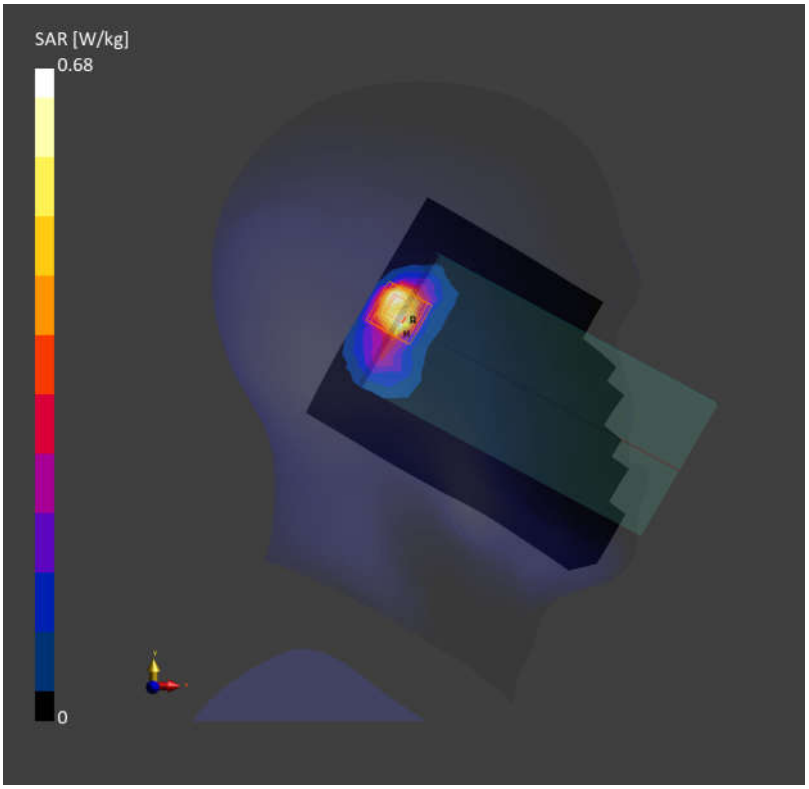

15_WLAN2.4GHz_802.11b 1Mbps_Left Cheek_0mm_Ch6

Communication System: UID 0, WLAN2.4GHz (0); Frequency: 2437 MHz;Duty Cycle: 1:1.014
Medium: HSL_2450 Medium parameters used: f = 2437 MHz; σ = 1.8 S/m; ε_r = 38.575; ρ = 1000 kg/m^3
Ambient Temperature：23.3 ℃; Liquid Temperature：22.8 ℃

DASY5 Configuration:
- Probe: EX3DV4 - SN3857; ConvF(7.44, 6.79, 7.48); Calibrated: 2024/1/22
- Sensor-Surface: 1.4mm (Mechanical Surface Detection)
- Electronics: DAE4 Sn1279; Calibrated: 2023/6/7
- Phantom: SAM Twin Phantom; Type: SAM Twin; Serial: TP-1697
- Measurement SW: DASY52, Version 52.10 (4); SEMCAD X Version 14.6.14 (7501)

Area Scan (91x121x1): Interpolated grid: dx=1.200 mm, dy=1.200 mm
Maximum value of SAR (interpolated) = 1.30 W/kg

Zoom Scan (8x8x7)/Cube 0: Measurement grid: dx=5mm, dy=5mm, dz=5mm
Reference Value = 11.14 V/m; Power Drift = -0.06 dB
Peak SAR (extrapolated) = 1.40 W/kg
SAR(1 g) = 0.736 W/kg; SAR(10 g) = 0.347 W/kg
Smallest distance from peaks to all points 3 dB below = 9 mm
Ratio of SAR at M2 to SAR at M1 = 53%
Maximum value of SAR (measured) = 1.16 W/kg

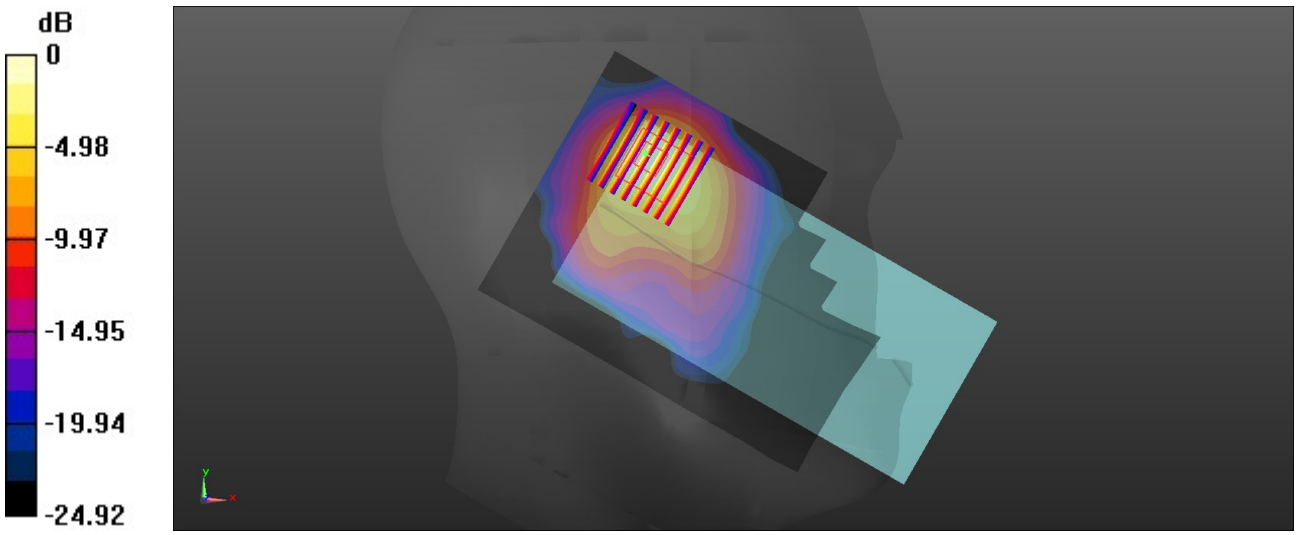

0 dB = 1.16 W/kg = 0.64 dBW/kg

Test Laboratory: Sporton International Inc. SAR/HAC Testing Lab Date: 2024/4/27

16_Bluetooth_1Mbps_Left Cheek_0mm_Ch78

Communication System: UID 0, Bluetooth (0); Frequency: 2480 MHz;Duty Cycle: 1:1.299
Medium: HSL_2450 Medium parameters used: f = 2480 MHz; σ = 1.788 S/m; ε_r = 39.247; ρ = 1000 kg/m^3
Ambient Temperature：23.3 ℃; Liquid Temperature：22.8 ℃

DASY5 Configuration:
- Probe: EX3DV4 - SN3857; ConvF(7.44, 6.79, 7.48); Calibrated: 2024/1/22
- Sensor-Surface: 1.4mm (Mechanical Surface Detection)
- Electronics: DAE4 Sn1279; Calibrated: 2023/6/7
- Phantom: SAM Twin Phantom; Type: SAM Twin; Serial: TP-1697
- Measurement SW: DASY52, Version 52.10 (4); SEMCAD X Version 14.6.14 (7501)

Area Scan (91x101x1): Interpolated grid: dx=1.200 mm, dy=1.200 mm
Maximum value of SAR (interpolated) = 0.205 W/kg

Zoom Scan (7x7x7)/Cube 0: Measurement grid: dx=5mm, dy=5mm, dz=5mm
Reference Value = 3.263 V/m; Power Drift = -0.05 dB
Peak SAR (extrapolated) = 0.210 W/kg
SAR(1 g) = 0.288 W/kg; SAR(10 g) = 0.125 W/kg
Smallest distance from peaks to all points 3 dB below = 8.1 mm
Ratio of SAR at M2 to SAR at M1 = 46.2%
Maximum value of SAR (measured) = 0.163 W/kg



0 dB = 0.163 W/kg = -7.88 dBW/kg

17_WLAN5GHz_802.11n-HT40 MCS0_Left Tilted_0mm_Ch54

Communication System: UID 0, WLAN5GHz (0); Frequency: 5270 MHz;Duty Cycle: 1:1.038
Medium: HSL_5000 Medium parameters used: f = 5270 MHz; σ = 4.695 S/m; ε_r = 36.595; ρ = 1000 kg/m^3
Ambient Temperature：23.3 ℃; Liquid Temperature：22.7 ℃

DASY5 Configuration:
- Probe: EX3DV4 - SN3857; ConvF(5.34, 4.76, 5.24); Calibrated: 2024/1/22
- Sensor-Surface: 1.4mm (Mechanical Surface Detection)
- Electronics: DAE4 Sn1279; Calibrated: 2023/6/7
- Phantom: SAM Twin Phantom; Type: SAM Twin; Serial: TP-1697
- Measurement SW: DASY52, Version 52.10 (4); SEMCAD X Version 14.6.14 (7501)

Area Scan (101x131x1): Interpolated grid: dx=1.000 mm, dy=1.000 mm
Maximum value of SAR (interpolated) = 2.01 W/kg

Zoom Scan (8x8x7)/Cube 0: Measurement grid: dx=4mm, dy=4mm, dz=1.4mm
Reference Value = 17.99 V/m; Power Drift = -0.09 dB
Peak SAR (extrapolated) = 2.83 W/kg
SAR(1 g) = 0.791 W/kg; SAR(10 g) = 0.264 W/kg
Smallest distance from peaks to all points 3 dB below = 5.4 mm
Ratio of SAR at M2 to SAR at M1 = 64.2%
Maximum value of SAR (measured) = 1.69 W/kg

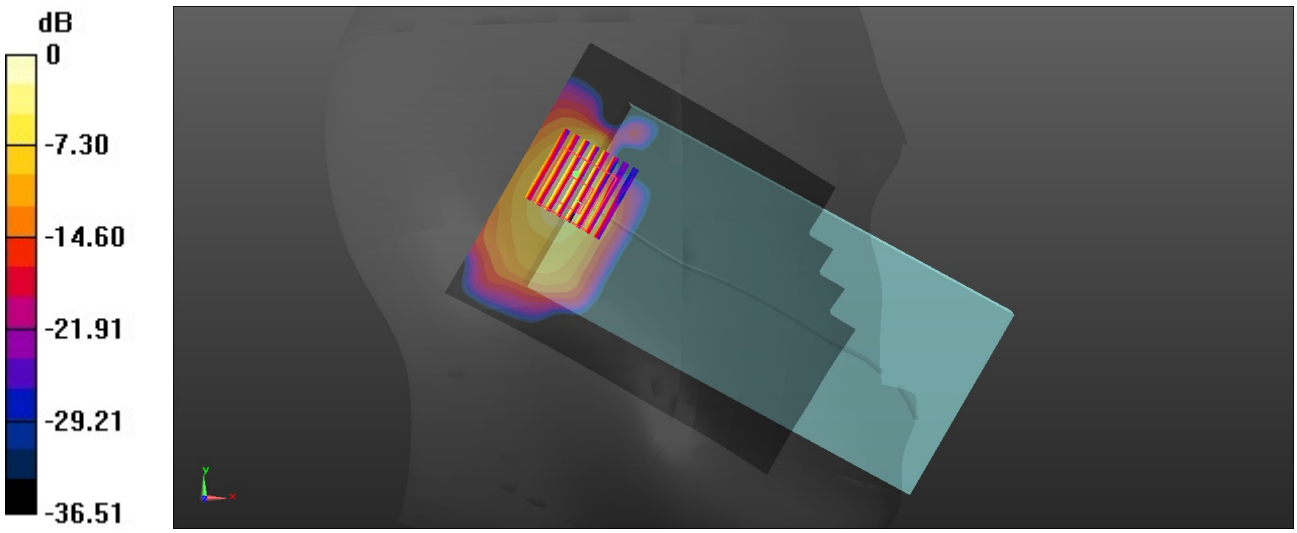

0 dB = 1.69 W/kg = 2.28 dBW/kg

Test Laboratory: Sporton International Inc. SAR/HAC Testing Lab Date: 2024/4/29

18_WLAN5GHz_802.11n-HT40 MCS0_Right Tilted_0mm_Ch102

Communication System: UID 0, WLAN5GHz (0); Frequency: 5510 MHz;Duty Cycle: 1:1.038
Medium: HSL_5000 Medium parameters used: f = 5510 MHz; σ = 4.971 S/m; ε_r = 36.175; ρ = 1000 kg/m^3
Ambient Temperature：23.2 ℃; Liquid Temperature：22.7 ℃

DASY5 Configuration:
- Probe: EX3DV4 - SN3857; ConvF(4.90, 4.30, 4.75); Calibrated: 2024/1/22
- Sensor-Surface: 1.4mm (Mechanical Surface Detection)
- Electronics: DAE4 Sn1279; Calibrated: 2023/6/7
- Phantom: SAM Twin Phantom; Type: SAM Twin; Serial: TP-1697
- Measurement SW: DASY52, Version 52.10 (4); SEMCAD X Version 14.6.14 (7501)

Area Scan (101x131x1): Interpolated grid: dx=1.000 mm, dy=1.000 mm
Maximum value of SAR (interpolated) = 1.77 W/kg

Zoom Scan (9x9x7)/Cube 0: Measurement grid: dx=4mm, dy=4mm, dz=1.4mm
Reference Value = 18.85 V/m; Power Drift = -0.01 dB
Peak SAR (extrapolated) = 3.22 W/kg
SAR(1 g) = 0.723 W/kg; SAR(10 g) = 0.255 W/kg
Smallest distance from peaks to all points 3 dB below = 6.4 mm
Ratio of SAR at M2 to SAR at M1 = 65.5%
Maximum value of SAR (measured) = 1.93 W/kg

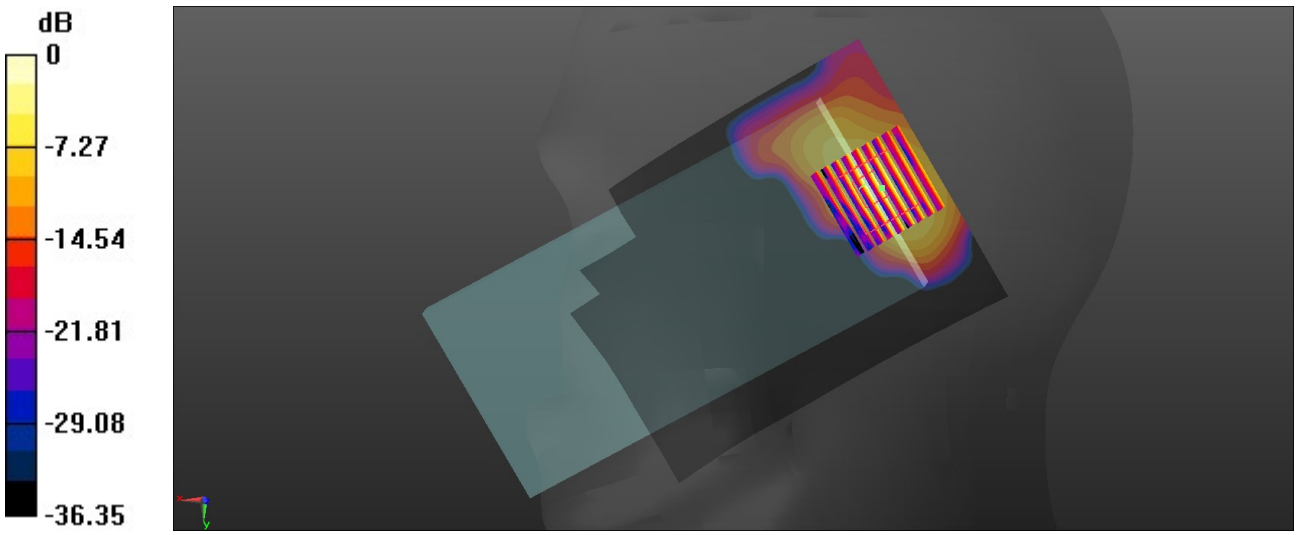

0 dB = 1.93 W/kg = 2.86 dBW/kg

19_WLAN5GHz_802.11n-HT40 MCS0_Right Tilted_5mm_Ch159

Communication System: UID 0, WLAN5GHz (0); Frequency: 5795 MHz;Duty Cycle: 1:1.038
Medium: HSL_5000 Medium parameters used: f = 5795 MHz; σ = 5.306 S/m; ε_r = 35.653; ρ = 1000 kg/m^3
Ambient Temperature：23.3 ℃; Liquid Temperature：22.6 ℃

DASY5 Configuration:
- Probe: EX3DV4 - SN3857; ConvF(5.19, 4.53, 5.01); Calibrated: 2024/1/22
- Sensor-Surface: 1.4mm (Mechanical Surface Detection)
- Electronics: DAE4 Sn1279; Calibrated: 2023/6/7
- Phantom: SAM Twin Phantom; Type: SAM Twin; Serial: TP-1697
- Measurement SW: DASY52, Version 52.10 (4); SEMCAD X Version 14.6.14 (7501)

Area Scan (101x131x1): Interpolated grid: dx=1.000 mm, dy=1.000 mm
Maximum value of SAR (interpolated) = 1.37 W/kg

Zoom Scan (9x9x7)/Cube 0: Measurement grid: dx=4mm, dy=4mm, dz=1.4mm
Reference Value = 11.73 V/m; Power Drift = 0.08 dB
Peak SAR (extrapolated) = 2.55 W/kg
SAR(1 g) = 0.587 W/kg; SAR(10 g) = 0.180 W/kg
Smallest distance from peaks to all points 3 dB below = 6.1 mm
Ratio of SAR at M2 to SAR at M1 = 63.2%
Maximum value of SAR (measured) = 1.46 W/kg

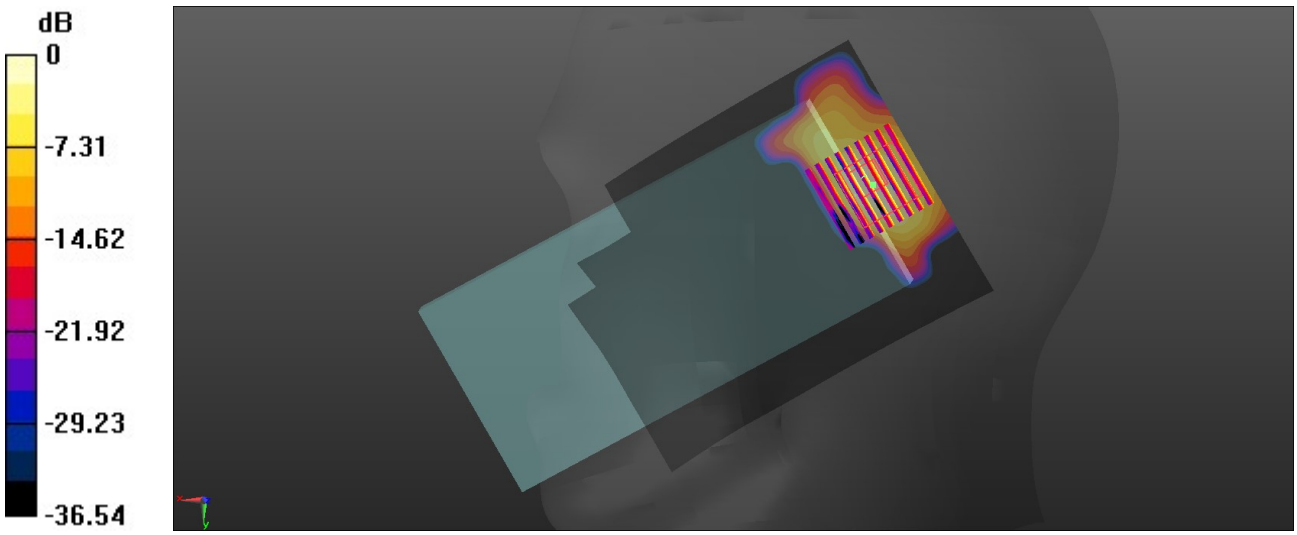

0 dB = 1.46 W/kg = 1.64 dBW/kg

20_GSM850_GPRS (2 Tx slots)_Back_5mm_Ch189

Communication System: UID 0, GSM850 (0); Frequency: 836.4 MHz;Duty Cycle: 1:4.15
Medium: HSL_835 Medium parameters used: f = 836.4 MHz; σ = 0.913 S/m; ε_r = 41.951; ρ = 1000 kg/m^3
Ambient Temperature：23.3 ℃; Liquid Temperature：22.8 ℃

DASY5 Configuration:
- Probe: EX3DV4 - SN3857; ConvF(9.29, 8.23, 9.75); Calibrated: 2024/1/22
- Sensor-Surface: 1.4mm (Mechanical Surface Detection)
- Electronics: DAE4 Sn1279; Calibrated: 2023/6/7
- Phantom: SAM Twin Phantom; Type: SAM Twin; Serial: TP-1697
- Measurement SW: DASY52, Version 52.10 (4); SEMCAD X Version 14.6.14 (7501)

Area Scan (81x131x1): Interpolated grid: dx=1.500 mm, dy=1.500 mm
Maximum value of SAR (interpolated) = 1.05 W/kg

Zoom Scan (6x6x7)/Cube 0: Measurement grid: dx=8mm, dy=8mm, dz=5mm
Reference Value = 13.66 V/m; Power Drift = 0.01 dB
Peak SAR (extrapolated) = 1.56 W/kg
SAR(1 g) = 0.752 W/kg; SAR(10 g) = 0.406 W/kg
Smallest distance from peaks to all points 3 dB below = 11.3 mm
Ratio of SAR at M2 to SAR at M1 = 49.6%
Maximum value of SAR (measured) = 0.959 W/kg

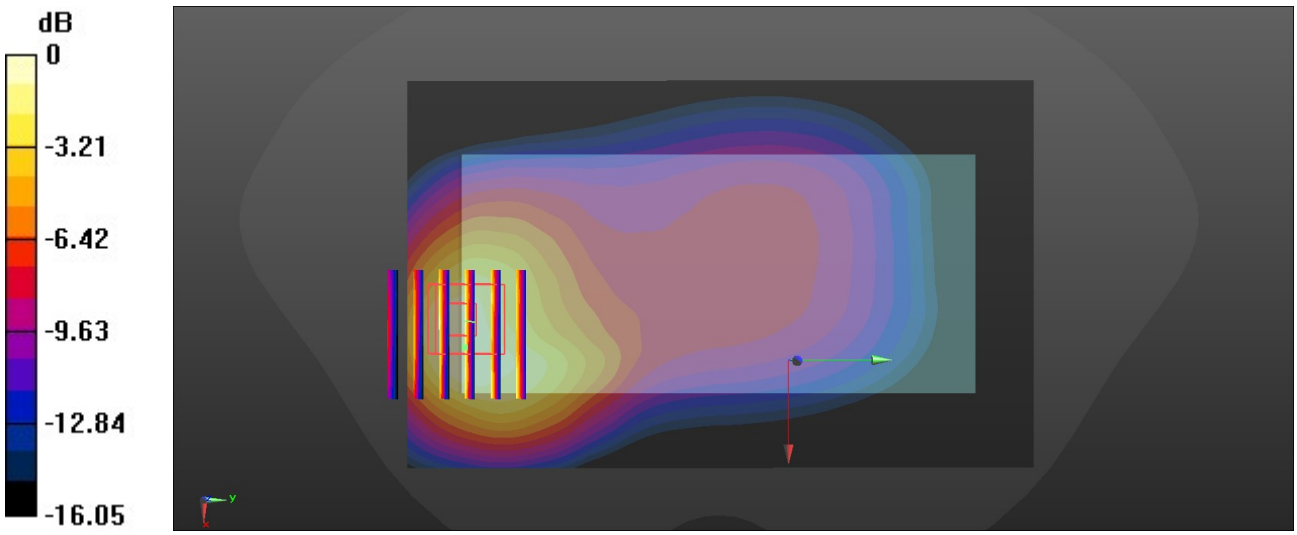

0 dB = 0.959 W/kg = -0.18 dBW/kg

Test Laboratory: Sporton International Inc. SAR/HAC Testing Lab Date: 2024/4/24

21_WCDMA V_RMC 12.2Kbps_Back_5mm_Ch4233

Communication System: UID 0, WCDMA (0); Frequency: 846.6 MHz;Duty Cycle: 1:1
Medium: HSL_835 Medium parameters used: f = 846.6 MHz; σ = 0.92 S/m; ε_r = 41.956; ρ = 1000 kg/m^3
Ambient Temperature：23.3 ℃; Liquid Temperature：22.8 ℃

DASY5 Configuration:
- Probe: EX3DV4 - SN3857; ConvF(9.29, 8.23, 9.75); Calibrated: 2024/1/22
- Sensor-Surface: 1.4mm (Mechanical Surface Detection)
- Electronics: DAE4 Sn1279; Calibrated: 2023/6/7
- Phantom: SAM Twin Phantom; Type: SAM Twin; Serial: TP-1697
- Measurement SW: DASY52, Version 52.10 (4); SEMCAD X Version 14.6.14 (7501)

Area Scan (81x131x1): Interpolated grid: dx=1.500 mm, dy=1.500 mm
Maximum value of SAR (interpolated) = 0.870 W/kg

Zoom Scan (5x5x7)/Cube 0: Measurement grid: dx=8mm, dy=8mm, dz=5mm
Reference Value = 12.64 V/m; Power Drift = -0.01 dB
Peak SAR (extrapolated) = 1.32 W/kg
SAR(1 g) = 0.812 W/kg; SAR(10 g) = 0.366 W/kg
Smallest distance from peaks to all points 3 dB below = 11.5 mm
Ratio of SAR at M2 to SAR at M1 = 51.2%
Maximum value of SAR (measured) = 0.828 W/kg

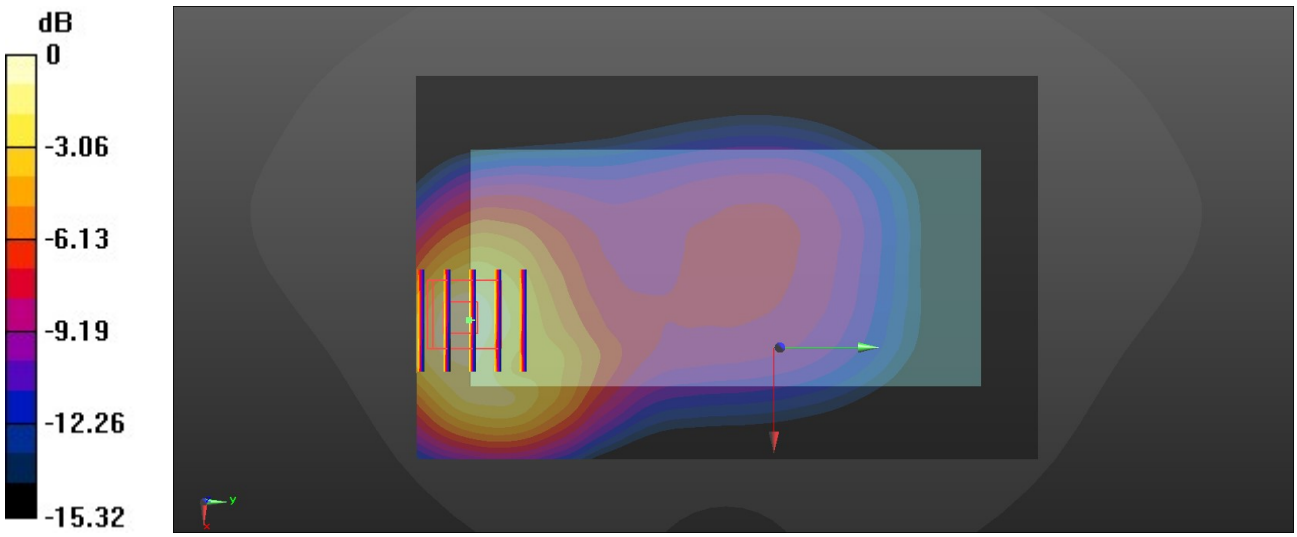

0 dB = 0.828 W/kg = -0.82 dBW/kg

22_LTE Band 26_15M_QPSK_1RB_0Offset_Back_5mm_Ch26865

Communication System: UID 0, LTE-FDD (0); Frequency: 831.5 MHz;Duty Cycle: 1:1
Medium: HSL_835 Medium parameters used: f = 831.5 MHz; σ = 0.932 S/m; ε_r = 41.815; ρ = 1000 kg/m^3
Ambient Temperature：23.3 ℃; Liquid Temperature：22.8 ℃

DASY5 Configuration:
- Probe: EX3DV4 - SN3857; ConvF(9.29, 8.23, 9.75); Calibrated: 2024/1/22
- Sensor-Surface: 1.4mm (Mechanical Surface Detection)
- Electronics: DAE4 Sn1279; Calibrated: 2023/6/7
- Phantom: SAM Twin Phantom; Type: SAM Twin; Serial: TP-1697
- Measurement SW: DASY52, Version 52.10 (4); SEMCAD X Version 14.6.14 (7501)

Area Scan (81x131x1): Interpolated grid: dx=1.500 mm, dy=1.500 mm
Maximum value of SAR (interpolated) = 0.937 W/kg

Zoom Scan (5x5x7)/Cube 0: Measurement grid: dx=8mm, dy=8mm, dz=5mm
Reference Value = 12.66 V/m; Power Drift = -0.05 dB
Peak SAR (extrapolated) = 1.35 W/kg
SAR(1 g) = 0.661 W/kg; SAR(10 g) = 0.355 W/kg
Smallest distance from peaks to all points 3 dB below = 10.2 mm
Ratio of SAR at M2 to SAR at M1 = 49.9%
Maximum value of SAR (measured) = 0.869 W/kg

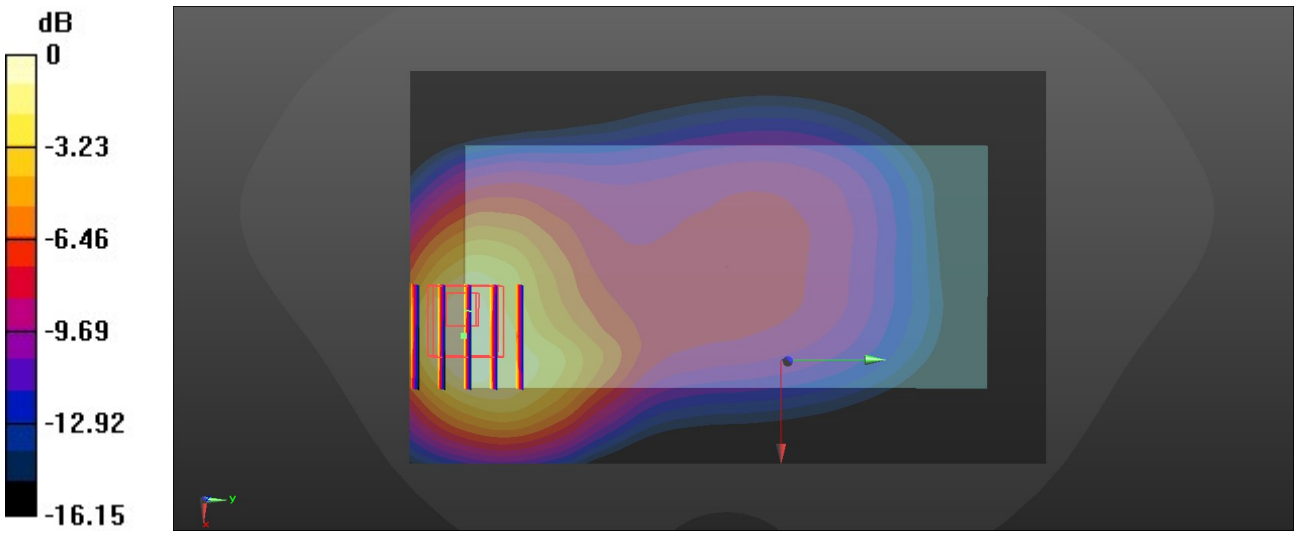

0 dB = 0.869 W/kg = -0.61 dBW/kg

Test Laboratory: Sporton International Inc. SAR/HAC Testing Lab Date: 2024/4/24

23_FR1 n26_20M_QPSK_50RB_28Offset_Back_5mm_Ch166300

Communication System: UID 0, 5G NR (0); Frequency: 831.5 MHz;Duty Cycle: 1:1
Medium: HSL_835 Medium parameters used: f = 831.5 MHz; σ = 0.909 S/m; ε_r = 41.975; ρ = 1000 kg/m^3
Ambient Temperature：23.3 ℃; Liquid Temperature：22.8 ℃

DASY5 Configuration:
- Probe: EX3DV4 - SN3857; ConvF(9.29, 8.23, 9.75); Calibrated: 2024/1/22
- Sensor-Surface: 1.4mm (Mechanical Surface Detection)
- Electronics: DAE4 Sn1279; Calibrated: 2023/6/7
- Phantom: SAM Twin Phantom; Type: SAM Twin; Serial: TP-1697
- Measurement SW: DASY52, Version 52.10 (4); SEMCAD X Version 14.6.14 (7501)

Area Scan (81x131x1): Interpolated grid: dx=1.500 mm, dy=1.500 mm
Maximum value of SAR (interpolated) = 0.843 W/kg

Zoom Scan (5x5x7)/Cube 0: Measurement grid: dx=8mm, dy=8mm, dz=5mm
Reference Value = 11.80 V/m; Power Drift = -0.08 dB
Peak SAR (extrapolated) = 1.26 W/kg
SAR(1 g) = 0.553 W/kg; SAR(10 g) = 0.321 W/kg
Smallest distance from peaks to all points 3 dB below = 12.9 mm
Ratio of SAR at M2 to SAR at M1 = 51.3%
Maximum value of SAR (measured) = 0.769 W/kg

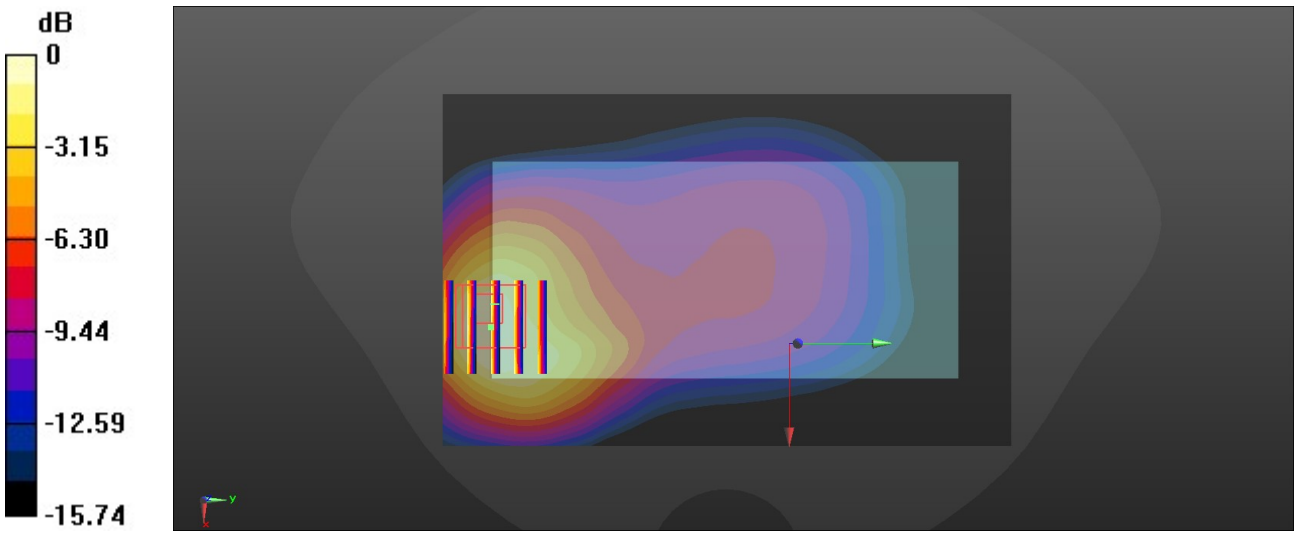

0 dB = 0.769 W/kg = -1.14 dBW/kg

24_GSM1900_GPRS (2 Tx slots)_Bottom Side_5mm_Ch661

Communication System: UID 0, PCS (0); Frequency: 1880 MHz;Duty Cycle: 1:4.15
Medium: HSL_1900 Medium parameters used: f = 1880 MHz; σ = 1.407 S/m; ε_r = 40.172; ρ = 1000 kg/m^3
Ambient Temperature：23.2 ℃; Liquid Temperature：22.7 ℃

DASY5 Configuration:
- Probe: EX3DV4 - SN3857; ConvF(7.93, 7.26, 8.03); Calibrated: 2024/1/22
- Sensor-Surface: 1.4mm (Mechanical Surface Detection)
- Electronics: DAE4 Sn1279; Calibrated: 2023/6/7
- Phantom: SAM Twin Phantom; Type: SAM Twin; Serial: TP-1697
- Measurement SW: DASY52, Version 52.10 (4); SEMCAD X Version 14.6.14 (7501)

Area Scan (41x81x1): Interpolated grid: dx=1.500 mm, dy=1.500 mm
Maximum value of SAR (interpolated) = 0.932 W/kg

Zoom Scan (6x6x7)/Cube 0: Measurement grid: dx=8mm, dy=8mm, dz=5mm
Reference Value = 23.33 V/m; Power Drift = 0.09 dB
Peak SAR (extrapolated) = 1.66 W/kg
SAR(1 g) = 0.746 W/kg; SAR(10 g) = 0.328 W/kg
Smallest distance from peaks to all points 3 dB below = 6.4 mm
Ratio of SAR at M2 to SAR at M1 = 47.5%
Maximum value of SAR (measured) = 1.02 W/kg

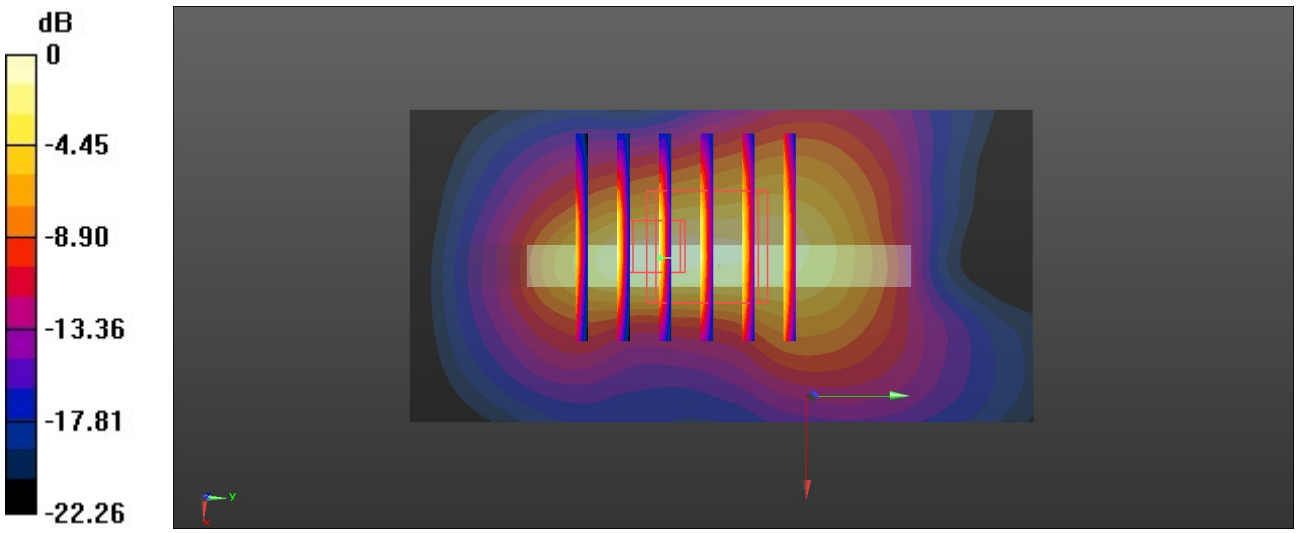

0 dB = 1.02 W/kg = 0.09 dBW/kg

Test Laboratory: Sporton International Inc. SAR/HAC Testing Lab Date: 2024/4/25

25_WCDMA II_RMC 12.2Kbps_Bottom Side_5mm_Ch9538

Communication System: UID 0, WCDMA (0); Frequency: 1907.6 MHz;Duty Cycle: 1:1
Medium: HSL_1900 Medium parameters used: f = 1907.6 MHz; σ = 1.406 S/m; ε_r = 40.184; ρ = 1000 kg/m^3
Ambient Temperature：23.2 ℃; Liquid Temperature：22.7 ℃

DASY5 Configuration:
- Probe: EX3DV4 - SN3857; ConvF(7.93, 7.26, 8.03); Calibrated: 2024/1/22
- Sensor-Surface: 1.4mm (Mechanical Surface Detection)
- Electronics: DAE4 Sn1279; Calibrated: 2023/6/7
- Phantom: SAM Twin Phantom; Type: SAM Twin; Serial: TP-1697
- Measurement SW: DASY52, Version 52.10 (4); SEMCAD X Version 14.6.14 (7501)

Area Scan (41x81x1): Interpolated grid: dx=1.500 mm, dy=1.500 mm
Maximum value of SAR (interpolated) = 0.699 W/kg

Zoom Scan (5x5x7)/Cube 0: Measurement grid: dx=8mm, dy=8mm, dz=5mm
Reference Value = 19.75 V/m; Power Drift = 0.06 dB
Peak SAR (extrapolated) = 1.19 W/kg
SAR(1 g) = 0.545 W/kg; SAR(10 g) = 0.240 W/kg
Smallest distance from peaks to all points 3 dB below = 6.4 mm
Ratio of SAR at M2 to SAR at M1 = 48.8%
Maximum value of SAR (measured) = 0.734 W/kg

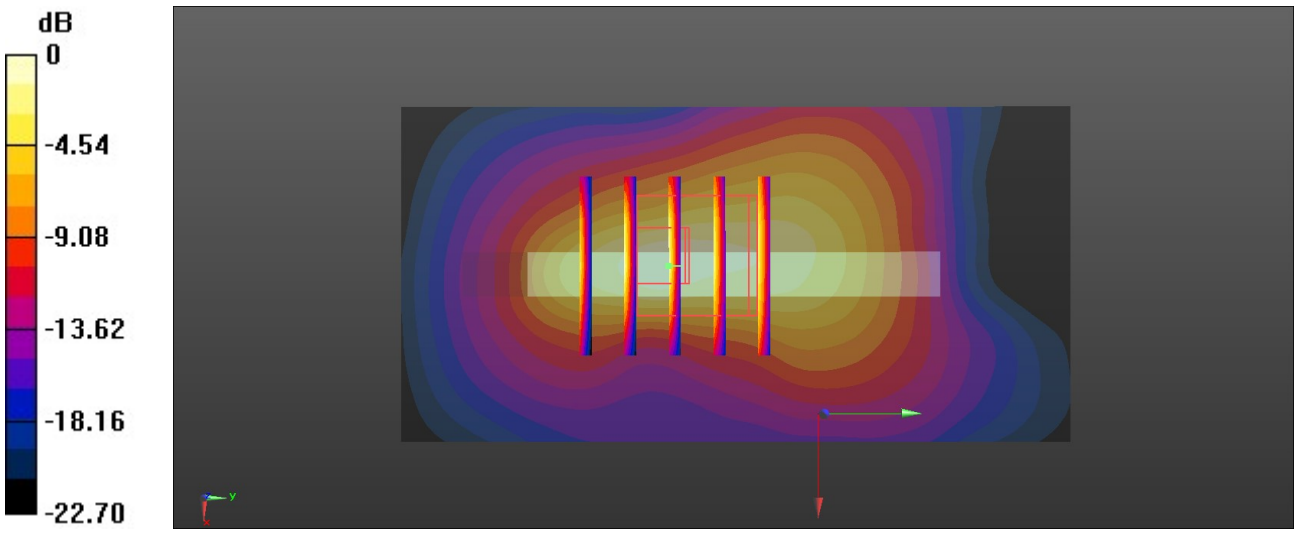

0 dB = 0.734 W/kg = -1.34 dBW/kg

26_LTE Band 2_20M_QPSK_1RB_0Offset_Bottom Side_5mm_Ch19100

Communication System: UID 0, LTE-FDD (0); Frequency: 1900 MHz;Duty Cycle: 1:1
Medium: HSL_1900 Medium parameters used: f = 1900 MHz; σ = 1.407 S/m; ε_r = 40.219; ρ = 1000 kg/m^3
Ambient Temperature：23.2 ℃; Liquid Temperature：22.7 ℃

DASY5 Configuration:
- Probe: EX3DV4 - SN3857; ConvF(7.93, 7.26, 8.03); Calibrated: 2024/1/22
- Sensor-Surface: 1.4mm (Mechanical Surface Detection)
- Electronics: DAE4 Sn1279; Calibrated: 2023/6/7
- Phantom: SAM Twin Phantom; Type: SAM Twin; Serial: TP-1697
- Measurement SW: DASY52, Version 52.10 (4); SEMCAD X Version 14.6.14 (7501)

Area Scan (41x81x1): Interpolated grid: dx=1.500 mm, dy=1.500 mm
Maximum value of SAR (interpolated) = 2.86 W/kg

Zoom Scan (5x6x7)/Cube 0: Measurement grid: dx=8mm, dy=8mm, dz=5mm
Reference Value = 18.57 V/m; Power Drift = 0.04 dB
Peak SAR (extrapolated) = 4.63 W/kg
SAR(1 g) = 0.995 W/kg; SAR(10 g) = 0.494 W/kg
Smallest distance from peaks to all points 3 dB below = 2.9 mm
Ratio of SAR at M2 to SAR at M1 = 22.9%
Maximum value of SAR (measured) = 1.36 W/kg

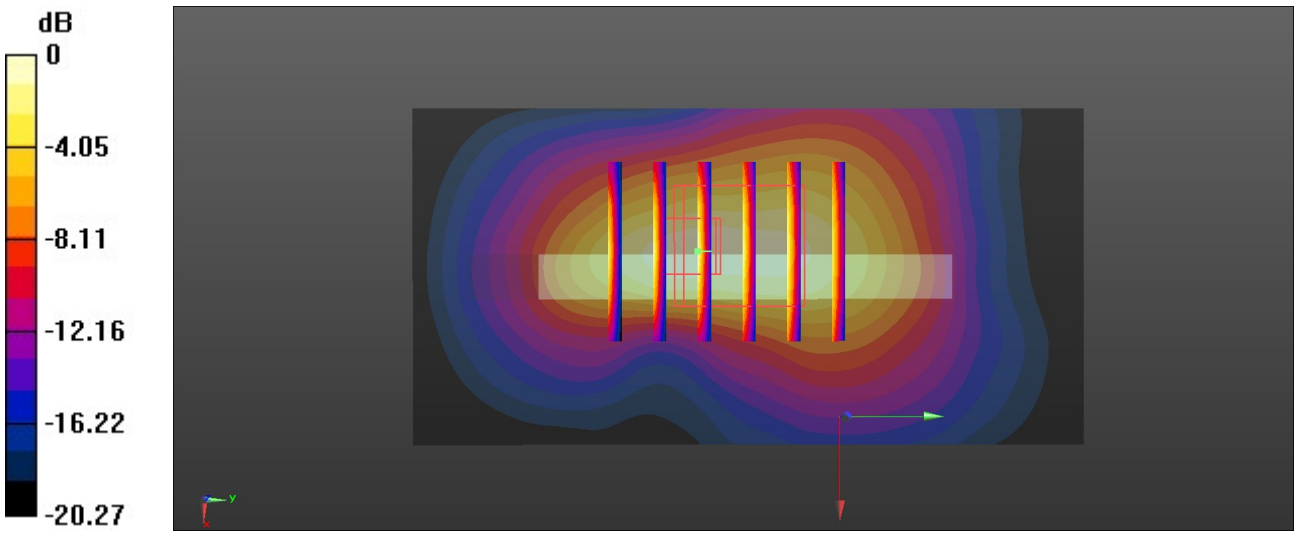

0 dB = 1.36 W/kg = 1.34 dBW/kg