FCC RF Test Report

APPLICANT	:	Motorola Mobility LLC
EQUIPMENT	:	Mobile Cellular Phone
BRAND NAME	:	Motorola
MODEL NAME	:	XT2451-1, XT2451-2
FCC ID	:	IHDT56AP9
STANDARD	:	47 CFR Part 2, 22(H), 24(E), 27(L), 27(M), 27(H), 27(D), 27(N), 27(O), 27(Q), 90(R), 96
CLASSIFICATION	:	PCS Licensed Transmitter Held to Ear (PCE)
TEST DATE(S)	:	Apr. 03, 2024

We, Sporton International Inc. (ShenZhen), would like to declare that the tested sample has been evaluated in accordance with the procedures given in ANSI C63.26-2015 and shown compliance with the applicable technical standards.

The test results in this report apply exclusively to the tested model / sample. Without written approval of Sporton International Inc. (ShenZhen), the test report shall not be reproduced except in full.

Jason Jia

Approved by: Jason Jia

ACCREDITED
Cert #5145.01

Sporton International Inc. (ShenZhen)

1/F, 2/F, Bldg 5, Shiling Industrial Zone, Xinwei Village, Xili, Nanshan, Shenzhen, 518055

People's Republic of China

TABLE OF CONTENTS

REVISION HISTORY **3**

SUMMARY OF TEST RESULT **4**

1 GENERAL DESCRIPTION **5**

1.1 Applicant 5
1.2 Manufacturer 5
1.3 Product Feature of Equipment Under Test 5
1.4 Product Specification of Equipment Under Test 5
1.5 Modification of EUT 6
1.6 Testing Location 7
1.7 Test Software 7
1.8 Applicable Standards 7
1.9 Specification of Accessory 8

2 TEST CONFIGURATION OF EQUIPMENT UNDER TEST **9**

2.1 Test Mode 9
2.2 Connection Diagram of Test System 10
2.3 Support Unit used in test configuration and system 10
2.4 Frequency List of Low/Middle/High Channels 11

3 RADIATED TEST ITEMS **19**

3.1 Measuring Instruments 19
3.2 Test Setup 19
3.3 Test Result of Radiated Test 20
3.4 Radiated Spurious Emission 21

4 LIST OF MEASURING EQUIPMENT **23**

5 MEASUREMENT UNCERTAINTY **24**

APPENDIX A. TEST RESULTS OF RADIATED TEST

APPENDIX B. TEST SETUP PHOTOGRAPHS

REVISION HISTORY

REPORT NO.	VERSION	DESCRIPTION	ISSUED DATE
FG420703S	Rev. 01	Initial issue of report	Apr. 12, 2024

SUMMARY OF TEST RESULT

Report Section	FCC Rule	Description	Limit	Result	Remark
3.4	§2.1053 §22.917(a) §24.238(a) §27.53(g) §90.543 (e)(3) §90.543 (f)	Radiated Spurious Emission (Band n2) (Band n5)(Band n12) (Band n25) (Band n26) (Band n66) (Band n70)(Band n71) (Band n14) (Band n77) (Band n78)	< 43+10log$_{10}$(P[Watts])	PASS	Under limit 9.82 dB at 15164.720 MHz
	§2.1053 §27.53(m)(4)	Radiated Spurious Emission ((Band n41)	< 55+10log$_{10}$(P[Watts])		
	§2.1053 §27.53 (a)(4)	Radiated Spurious Emission (Band n30)	< 70+10log$_{10}$(P[Watts])		
	§2.1051 §96.41	Radiated Spurious Emission (Band n48)	−40dBm/MHz		

Remark : The other test items of inter band CA were cover by LTE single carrier due to the CA power is reduced according to 3GPP MPR for other items.

Conformity Assessment Condition:
1. The test results (PASS/FAIL) with all measurement uncertainty excluded are presented against the regulation limits or in accordance with the requirements stipulated by the applicant/manufacturer who shall bear all the risks of non-compliance that may potentially occur if measurement uncertainty is taken into account. 2. The measurement uncertainty please refer to each test result in the section “Measurement Uncertainty”
Disclaimer:
The product specifications of the EUT presented in the test report that may affect the test assessments are declared by the manufacturer who shall take full responsibility for the authenticity.

1 General Description

1.1 Applicant

Motorola Mobility LLC
222 W,Merchandise Mart Plaza, Chicago IL 60654 USA

1.2 Manufacturer

Motorola Mobility LLC
222 W,Merchandise Mart Plaza, Chicago IL 60654 USA

1.3 Product Feature of Equipment Under Test

Product Feature	
Equipment	Mobile Cellular Phone
Brand Name	Motorola
Model Name	XT2451-1, XT2451-2
FCC ID	IHDT56AP9
IMEI Code	Radiation: 350431590015650/350431590015668
HW Version	DVT2
SW Version	U3UX34.16
EUT Stage	Identical Prototype

Note: The two model names are only for market segment, no other difference

1.4 Product Specification of Equipment Under Test

Standards-related Product Specification	
Tx Frequency	5G NR n2 : 1850 MHz ~ 1910 MHz 5G NR n5 : 824 MHz ~ 849 MHz 5G NR n12 : 699 MHz ~ 716 MHz 5G NR n14: 788 MHz ~ 798 MHz 5G NR n25 : 1850 MHz ~ 1915 MHz 5G NR n26 : 824 MHz ~ 849 MHz 5G NR n30 : 2305 MHz ~ 2315 MHz 5G NR n41 : 2496 MHz ~ 2690 MHz 5G NR n48: 3550 MHz ~ 3700 MHz 5G NR n66 : 1710 MHz ~ 1780 MHz 5G NR n70 : 1695 MHz ~ 1710 MHz 5G NR n71: 663 MHz ~ 698 MHz 5G NR n77 : 3450 MHz ~ 3550 MHz; 3700 MHz ~ 3980 MHz; 5G NR n78 : 3450 MHz ~ 3550 MHz; 3700 MHz ~ 3800 MHz;
Rx Frequency	5G NR n2 : 1930 MHz ~ 1990 MHz 5G NR n5 : 869 MHz ~ 894 MHz 5G NR n12: 729 MHz ~ 746 MHz 5G NR n14: 758 MHz ~ 768 MHz 5G NR n25 : 1930 MHz ~ 1995 MHz 5G NR n26 : 869 MHz ~ 894 MHz 5G NR n30 : 2350 MHz ~ 2360 MHz 5G NR n41 : 2496 MHz ~ 2690 MHz 5G NR n48: 3550 MHz ~ 3700 MHz

<table>
<tr><td></td><td>5G NR n66 : 2110 MHz~ 2200 MHz
5G NR n70 : 1995 MHz ~ 2020 MHz
5G NR n71: 617 MHz ~ 652 MHz
5G NR n77 : 3450 MHz ~ 3550 MHz; 3700 MHz ~ 3980 MHz;
5G NR n78 : 3450 MHz ~ 3550 MHz; 3700 MHz ~ 3800 MHz;</td></tr>
<tr><td>Uplink CA Bands</td><td><table>
<tr><td>n25A-n41A</td><td>n66A-n78A</td></tr>
<tr><td>n25A-n48A</td><td>n25A-n78A</td></tr>
<tr><td>n26A-n66A</td><td>n2A-n78A</td></tr>
<tr><td>n26A-n70A</td><td>n5A-n78A</td></tr>
<tr><td>n2A-n48A</td><td>n71A-n78A</td></tr>
<tr><td>n41A-n66A</td><td></td></tr>
<tr><td>n41A-n71A</td><td></td></tr>
<tr><td>n48A-n66A</td><td></td></tr>
<tr><td>n48A-n70A</td><td></td></tr>
<tr><td>n48A-n71A</td><td></td></tr>
<tr><td>n5A-n48A</td><td></td></tr>
<tr><td>n66A-n71A</td><td></td></tr>
<tr><td>n70A-n71A</td><td></td></tr>
<tr><td>n12A-n77A</td><td></td></tr>
<tr><td>n14A-n77A</td><td></td></tr>
<tr><td>n25A-n77A</td><td></td></tr>
<tr><td>n2A-n77A</td><td></td></tr>
<tr><td>n30A-n77A</td><td></td></tr>
<tr><td>n5A-n77A</td><td></td></tr>
<tr><td>n66A-n77A</td><td></td></tr>
<tr><td>n71A-n77A</td><td></td></tr>
</table></td></tr>
<tr><td>Type of Modulation</td><td>CP-OFDM: QPSK / 16QAM / 64QAM / 256QAM
DFT-s-OFDM: PI/2 BPSK / QPSK / 16QAM / 64QAM / 256QAM</td></tr>
</table>

Note: 5G NR Band n77 overlaps the entire frequency range of Band n78, and n77 power > n78 power, therefore the test results of n77 provided in this report cover n78.

1.5 Modification of EUT

No modifications are made to the EUT during all test items.

1.6 Testing Location

Sporton International Inc. (ShenZhen) is accredited to ISO/IEC 17025:2017 by American Association for Laboratory Accreditation with Certificate Number 5145.01.

Test Firm	Sporton International Inc. (ShenZhen)		
Test Site Location	101, 1st Floor, Block B, Building 1, No. 2, Tengfeng 4th Road, Fenghuang Community, Fuyong Street, Baoan District, Shenzhen City, Guangdong Province 518103 People's Republic of China TEL: +86-755-86066985		
Test Site No.	**Sporton Site No.**	**FCC Designation No.**	**FCC Test Firm Registration No.**
	03CH04-SZ	CN1256	421272

1.7 Test Software

Item	Site	Manufacture	Name	Version
1.	03CH04-SZ	AUDIX	E3	6.2009-8-24

1.8 Applicable Standards

According to the specifications of the manufacturer, the EUT must comply with the requirements of the following standards:

- 47 CFR Part 2, 22(H), 24(E), 27(L), 27(M), 27(H), 27(D), 27(N), 27(O), 27(Q), 90(R), 96
- ANSI C63.26-2015
- FCC KDB 971168 D01 Power Meas License Digital Systems v03r01
- FCC KDB 412172 D01 Determining ERP and EIRP v01r01

Remark:

1. All test items were verified and recorded according to the standards and without any deviation during the test.
2. This EUT has also been tested and complied with the requirements of FCC Part 15, Subpart B, recorded in a separate test report.

1.9 Specification of Accessory

Accessories Information				
Battery 1	**Brand Name**	Motorola(ATL)	**Model Name**	QR10
Battery 2	**Brand Name**	Motorola(ATL)	**Model Name**	QR30
USB Cable 1	**Brand Name**	Motorola(SAIBAO)	**Model Name**	SC18D86731
USB Cable 2	**Brand Name**	Motorola(Luxshare)	**Model Name**	SC18E08103

2 Test Configuration of Equipment Under Test

2.1 Test Mode

Antenna port conducted and radiated test items listed below are performed according to KDB 971168 D01 Power Meas License Digital Systems v03r01 with maximum output power.

The EUT is a folding phone, pretest the open status and closed status, only the worst status perform final test and record in the report. For the accessories, pretest standalone mode / Earphone mode / Adapter mode / Wireless charging mode, only the worst status perform final test and record in the report.

Radiated measurements are performed by rotating the EUT in three different orthogonal test planes to find the maximum emission. (X/Y-Plane)

Test Items	Band	Bandwidth (MHz)						Modulation				RB #			Test Channel		
		1.4	3	5	10	15	20	QPSK	16QAM	64QAM	256QAM	1	Half	Full	L	M	H
Radiated Spurious Emission	n25A-n41A	Worst Case													v	v	v
	n25A-n48A	Worst Case													v	v	v
	n26A-n66A	Worst Case													v	v	v
	n26A-n70A	Worst Case													v	v	v
	n2A-n48A	Worst Case													v	v	v
	n41A-n66A	Worst Case													v	v	v
	n41A-n71A	Worst Case													v	v	v
	n48A-n66A	Worst Case													v	v	v
	n48A-n70A	Worst Case													v	v	v
	n48A-n71A	Worst Case													v	v	v
	n5A-n48A	Worst Case													v	v	v
	n66A-n71A	Worst Case													v	v	v
	n70A-n71A	Worst Case													v	v	v
	n12A-n77A	Worst Case													v	v	v
	n14A-n77A	Worst Case													v	v	v
	n25A-n77A	Worst Case													v	v	v
	n2A-n77A	Worst Case													v	v	v
	n30A-n77A	Worst Case													v	v	v
	n5A-n77A	Worst Case													v	v	v
	n66A-n77A	Worst Case													v	v	v
	n71A-n77A	Worst Case													v	v	v
	n12A-n77A	Worst Case													v	v	v
	n14A-n77A	Worst Case													v	v	v
	n25A-n77A	Worst Case													v	v	v
	n2A-n77A	Worst Case													v	v	v
	n30A-n77A	Worst Case													v	v	v
	n5A-n77A	Worst Case													v	v	v
	n66A-n77A	Worst Case													v	v	v
	n71A-n77A	Worst Case													v	v	v

Note	1. The mark "**v** " means that this configuration is chosen for testing 2. The mark "-" means that this bandwidth is not supported. 3. The device is investigated from 30MHz to 10 times of fundamental signal for radiated spurious emission test under different RB size/offset and modulations in exploratory test. Subsequently, only the worst case emissions are reported. 4. Frequency Stability：Normal Voltage = 3.88V；Low Voltage =3.40V.；High Voltage =4.53V

2.2 Connection Diagram of Test System

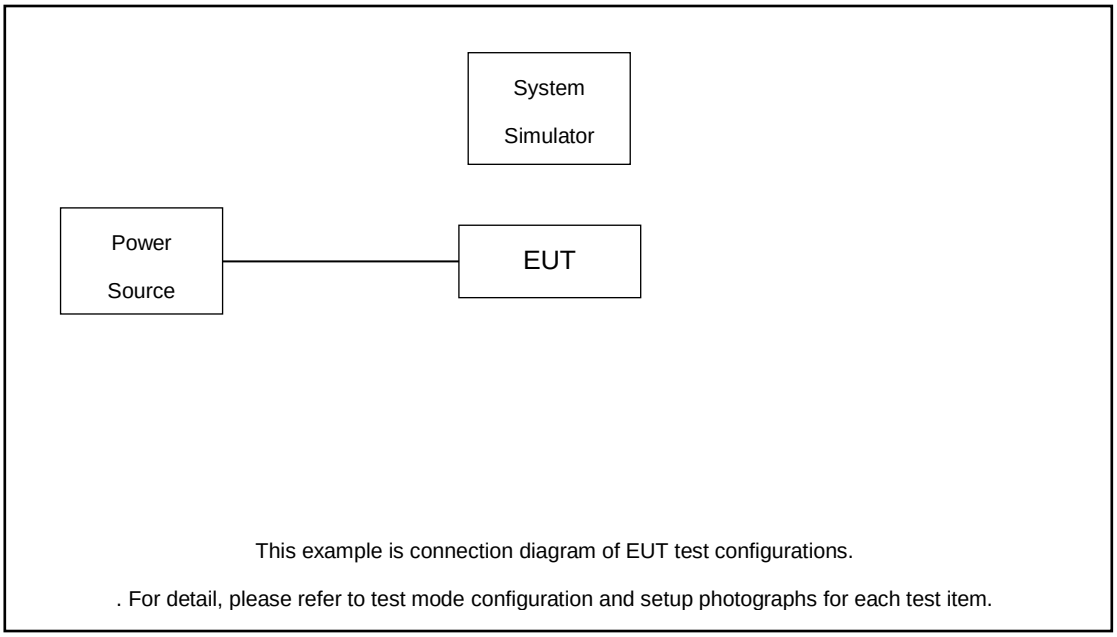

2.3 Support Unit used in test configuration and system

Item	Equipment	Trade Name	Model No.	FCC ID	Data Cable	Power Cord
1.	Base Station	Anritsu	MT8821C	N/A	N/A	Unshielded, 1.8 m
2.	NR Base Station	Anritsu	MT8000A	N/A	N/A	Unshielded, 1.8 m

2.4 Frequency List of Low/Middle/High Channels

5G NR n2 Channel and Frequency List				
BW [MHz]	Channel/Frequency(MHz)	Lowest	Middle	Highest
40	Channel	374000	376000	378000
	Frequency	1870	1880	1890
35	Channel	373500	376000	378500
	Frequency	1867.5	1880	1892.5
30	Channel	373000	376000	379000
	Frequency	1865.0	1880	1895.0
25	Channel	372500	376000	379500
	Frequency	1862.5	1880	1897.5
20	Channel	372000	376000	380000
	Frequency	1860	1880	1900
15	Channel	371500	376000	380500
	Frequency	1857.5	1880	1902.5
10	Channel	371000	376000	381000
	Frequency	1855	1880	1905
5	Channel	370500	376000	381500
	Frequency	1852.5	1880	1907.5

5G NR n5 Channel and Frequency List				
BW [MHz]	Channel/Frequency(MHz)	Lowest	Middle	Highest
20	Channel	166800	167300	167800
	Frequency	834	836.5	839
15	Channel	166300	167300	168300
	Frequency	831.5	836.5	841.5
10	Channel	165800	167300	168800
	Frequency	829	836.5	844
5	Channel	165300	167300	169300
	Frequency	826.5	836.5	846.5

5G NR n12 Channel and Frequency List				
BW [MHz]	Channel/Frequency(MHz)	Lowest	Middle	Highest
15	Channel	141300	141500	141700
	Frequency	706.5	707.5	708.5
10	Channel	140800	141500	142200
	Frequency	704	707.5	711
5	Channel	140300	141500	142700
	Frequency	701.5	707.5	713.5

5G NR n14 Channel and Frequency List				
BW [MHz]	Channel/Frequency(MHz)	Lowest	Middle	Highest
10	Channel	158600		
	Frequency	793		
5	Channel	158100	158600	159100
	Frequency	790.5	793	795.5

5G NR n25 Channel and Frequency List				
BW [MHz]	Channel/Frequency(MHz)	Lowest	Middle	Highest
40	Channel	374000	376500	379000
	Frequency	1870	1882.5	1895
35	Channel	373500	376500	379500
	Frequency	1867.5	1882.5	1897.5
30	Channel	373000	376500	380000
	Frequency	1865	1882.5	1900
25	Channel	372500	376500	380500
	Frequency	1862.5	1882.5	1902.5
20	Channel	372000	376500	381000
	Frequency	1860	1882.5	1905
15	Channel	371500	376500	381500
	Frequency	1857.5	1882.5	1907.5
10	Channel	371000	376500	382000
	Frequency	1855	1882.5	1910
5	Channel	370500	376500	382500
	Frequency	1852.5	1882.5	1912.5

5G NR n26 Channel and Frequency List				
BW [MHz]	Channel/Frequency(MHz)	Lowest	Middle	Highest
20	Channel	166800	167300	167800
	Frequency	834	836.5	839
15	Channel	166300	167300	168300
	Frequency	831.5	836.5	841.5
10	Channel	165800	167300	168800
	Frequency	829	836.5	844
5	Channel	165300	167300	169300
	Frequency	826.5	836.5	846.5

5G NR n30 Channel and Frequency List				
BW [MHz]	Channel/Frequency(MHz)	Lowest	Middle	Highest
10	Channel	-	471000	-
	Frequency	-	2310	-
5	Channel	470500	471000	471500
	Frequency	2307.5	2310	2312.5

5G NR n41 Channel and Frequency List for SCS 30k				
BW [MHz]	Channel/Frequency(MHz)	Lowest	Middle	Highest
100	Channel	509202	518598	528000
	Frequency	2546.01	2592.99	2640
90	Channel	508200	518598	528996
	Frequency	2541	2592.99	2644.98
80	Channel	507204	518598	529998
	Frequency	2536.02	2592.99	2649.99
70	Channel	506202	518598	531000
	Frequency	2531.01	2592.99	2655
60	Channel	505200	518598	531996
	Frequency	2526	2592.99	2659.98
50	Channel	504204	518598	532998
	Frequency	2521.02	2592.99	2664.99
40	Channel	503202	518598	534000
	Frequency	2516.01	2592.99	2670
30	Channel	502200	518598	534996
	Frequency	2511	2592.99	2674.98
25	Channel	501702	518598	535500

	Frequency	2508.51	2592.99	2677.5
20	Channel	501204	518598	535998
	Frequency	2506.02	2592.99	2679.99
15	Channel	500700	518598	536496
	Frequency	2503.5	2592.99	2682.48
10	Channel	500202	518598	537000
	Frequency	2501.01	2592.99	2685

5G NR n48 Channel and Frequency List				
BW [MHz]	**Channel/Frequency(MHz)**	**Lowest**	**Middle**	**Highest**
40	Channel	638000	641666	645332
	Frequency	3570	3624.99	3679.98
30	Channel	637666	641666	645666
	Frequency	3564.99	3624.99	3684.99
20	Channel	637334	641666	646000
	Frequency	3560.01	3624.99	3690
15	Channel	637168	641666	646166
	Frequency	3557.52	3624.99	3692.49
10	Channel	637000	641666	646332
	Frequency	3555	3624.99	3694.98

5G NR n66 Channel and Frequency List				
BW [MHz]	**Channel/Frequency(MHz)**	**Lowest**	**Middle**	**Highest**
40	Channel	346000	349000	352000
	Frequency	1730	1745	1760
35	Channel	345500	349000	352500
	Frequency	1727.5	1745	1762.5
30	Channel	345000	349000	353000
	Frequency	1725	1745	1765
25	Channel	344500	349000	353500
	Frequency	1722.5	1745	1767.5
20	Channel	344000	349000	354000
	Frequency	1720	1745	1770
15	Channel	343500	349000	354500
	Frequency	1717.5	1745	1772.5
10	Channel	343000	349000	355000

	Frequency	1715	1745	1775
5	Channel	342500	349000	355500
	Frequency	1712.5	1745	1777.5

5G NR n70 Channel and Frequency List				
BW [MHz]	**Channel/Frequency(MHz)**	**Lowest**	**Middle**	**Highest**
15	Channel	340500		
	Frequency	1702.5		
10	Channel	340000	340500	341000
	Frequency	1700	1702.5	1705
5	Channel	399500	340500	341500
	Frequency	1697.5	1702.5	1707.5

5G NR n71 Channel and Frequency List				
BW [MHz]	**Channel/Frequency(MHz)**	**Lowest**	**Middle**	**Highest**
20	Channel	134600	136100	137600
	Frequency	673	680.5	688
15	Channel	134100	136100	138100
	Frequency	670.5	680.5	690.5
10	Channel	133600	136100	138600
	Frequency	668	680.5	693
5	Channel	133100	136100	139100
	Frequency	665.5	680.5	695.5

5G n77 Channel and Frequency List for Part 27O				
BW [MHz]	Channel/Frequency(MHz)	Lowest	Middle	Highest
100	Channel	650000	656000	662000
	Frequency	3750	3840	3930
90	Channel	649668	656000	662332
	Frequency	3745.02	3840	3934.98
80	Channel	649334	656000	662666
	Frequency	3740.01	3840	3939.99
70	Channel	649000	656000	663000
	Frequency	3735	3840	3945
60	Channel	648668	656000	663332
	Frequency	3730.02	3840	3949.98
50	Channel	648334	656000	663666
	Frequency	3725.01	3840	3954.99
40	Channel	648000	656000	664000
	Frequency	3720	3840	3960
30	Channel	647668	656000	664332
	Frequency	3715.02	3840	3964.98
25	Channel	647500	656000	664500
	Frequency	3712.5	3840	3967.5
20	Channel	647334	656000	664666
	Frequency	3710.01	3840	3969.99
15	Channel	647168	656000	664832
	Frequency	3707.52	3840	3972.48
10	Channel	647000	656000	665000
	Frequency	3705	3840	3975

5G n78 Channel and Frequency List for Part 27O				
BW [MHz]	Channel/Frequency(MHz)	Lowest	Middle	Highest
100	Channel	650000		
	Frequency	3750		
90	Channel	649668	650000	650332
	Frequency	3745.02	3750	3754.98
80	Channel	649334	650000	650666
	Frequency	3740.01	3750	3759.99
70	Channel	649000	650000	651000
	Frequency	3735	3750	3765
60	Channel	648668	650000	651332
	Frequency	3730.02	3750	3769.98
50	Channel	648334	650000	651666
	Frequency	3725.01	3750	3774.99
40	Channel	648000	650000	652000
	Frequency	3720	3750	3780
30	Channel	647668	650000	652332
	Frequency	3715.02	3750	3784.98
25	Channel	647500	650000	652500
	Frequency	3712.5	3750	3787.5
20	Channel	647334	650000	652666
	Frequency	3710.01	3750	3789.99
15	Channel	647168	650000	652832
	Frequency	3707.52	3750	3792.48
10	Channel	647000	650000	653000
	Frequency	3705	3750	3795

5G n77/n78 Channel and Frequency List for Part 27Q				
BW [MHz]	Channel/Frequency(MHz)	Lowest	Middle	Highest
100	Channel	-	633334	-
	Frequency	-	3500.01	-
90	Channel	633000	633334	633666
	Frequency	3495	3500.01	3504.99
80	Channel	632668	633334	634000
	Frequency	3490.02	3500.01	3510
70	Channel	632334	633334	634332
	Frequency	3485.01	3500.01	3514.98
60	Channel	632000	633334	634666
	Frequency	3480	3500.01	3519.99
50	Channel	631668	633334	635000
	Frequency	3475.02	3500.01	3525
40	Channel	631334	633334	635332
	Frequency	3470.01	3500.01	3529.98
30	Channel	631000	633334	635666
	Frequency	3465	3500.01	3534.99
25	Channel	630834	633334	635832
	Frequency	3462.51	3500.01	3537.48
20	Channel	630668	633334	636000
	Frequency	3460.02	3500.01	3540
15	Channel	630500	633334	636166
	Frequency	3457.5	3500.01	3542.49
10	Channel	630334	633334	636332
	Frequency	3455.01	3500.01	3544.98

3 Radiated Test Items

3.1 Measuring Instruments

See list of measuring instruments of this test report.

3.2 Test Setup

3.2.1 For radiated test below 30MHz

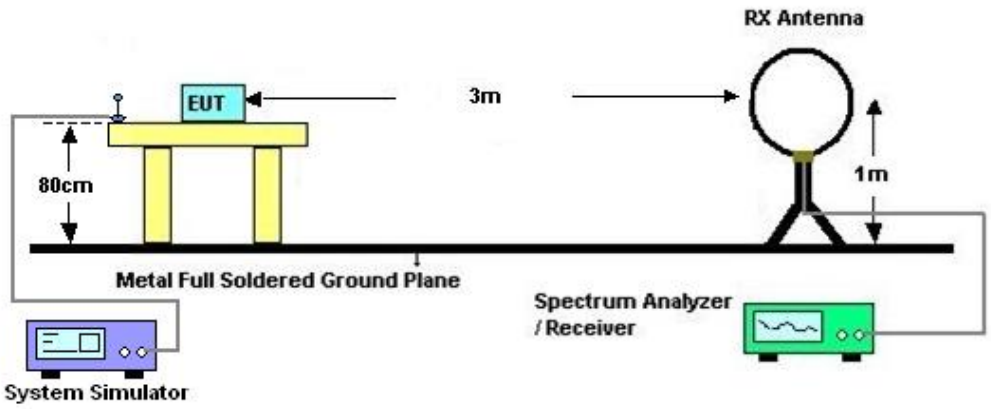

3.2.2 For radiated test from 30MHz to 1GHz

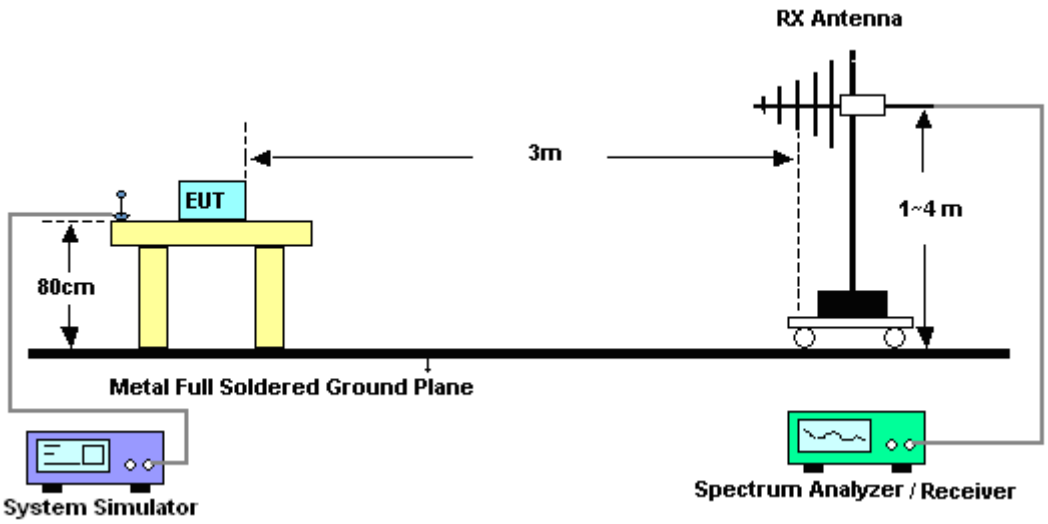

3.2.3 For radiated test above 1GHz

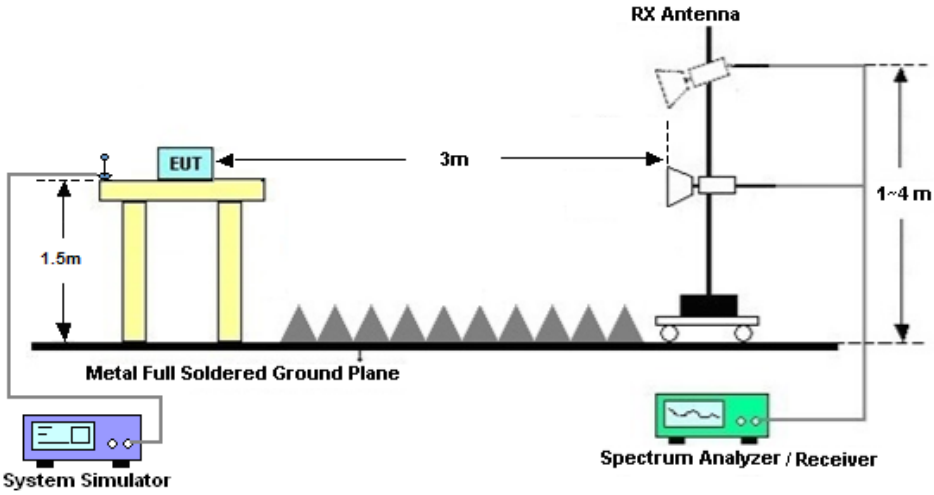

3.3 Test Result of Radiated Test

The low frequency, which started from 9 kHz to 30MHz, was pre-scanned and the result which was 20dB lower than the limit line was not reported.

Please refer to Appendix A.

3.4 Radiated Spurious Emission

3.4.1 Description of Radiated Spurious Emission

The radiated spurious emission was measured by substitution method according to ANSI C63.26.

The power of any emission outside of the authorized operating frequency ranges must be attenuated below the transmitter power (P) by a factor of at least 43 + 10 log (P) dB.

For 5G NR n41

The power of any emission outside of the authorized operating frequency ranges must be attenuated below the transmitter power (P) by a factor of at least 55 + 10 log (P) dB.

For 5G NR n14

For operations in the 758-775 MHz and 788-805 MHz bands, all emissions including harmonics in the band 1559–1610 MHz shall be limited to -70 dBW/MHz equivalent isotropically radiated power (EIRP) for wideband signals, and -80 dBW EIRP for discrete emissions of less than 700 Hz bandwidth. For the purpose of equipment authorization, a transmitter shall be tested with an antenna that is representative of the type that will be used with the equipment in normal operation.

For 5G NR n30

The power of any emission outside of the authorized operating frequency ranges must be attenuated below the transmitter power (P) by a factor of at least 70 + 10 log (P) dB.

For 5G NR n48

The power of any emission outside of the authorized operating frequency ranges must be attenuated below the transmitter power (P) by a factor of at least -40dBm / MHz.

The spectrum is scanned from 30 MHz up to a frequency including its 10th harmonic.

3.4.2 Test Procedures

1. The testing follows ANSI C63.26 Section 5.5
2. The EUT was placed on a turntable with 0.8 meter height for frequency below 1GHz and 1.5 meter height for frequency above 1GHz respectively above ground.
3. The EUT was set 3 meters from the receiving antenna mounted on the antenna tower.
4. The table was rotated 360 degrees to determine the position of the highest spurious emission.
5. The height of the receiving antenna is varied between 1m to 4m to search the maximum spurious emission for both horizontal and vertical polarizations.
6. During the measurement, the system simulator parameters were set to force the EUT transmitting at maximum output power.
7. Make the measurement with the spectrum analyzer's RBW = 1MHz, VBW = 3MHz, taking the record of maximum spurious emission.
8. A horn antenna was substituted in place of the EUT and was driven by a signal generator.
9. Tune the output power of signal generator to the same emission level with EUT maximum spurious emission.
10. EIRP (dBm) = S.G. Power – Tx Cable Loss + Tx Antenna Gain
11. ERP (dBm) = EIRP - 2.15
12. The RF fundamental frequency should be excluded against the limit line in the operating frequency band.
    The limit line is derived from 43 + 10log(P)dB below the transmitter power P(Watts)
    = P(W)- [43 + 10log(P)] (dB)
    = [30 + 10log(P)] (dBm) - [43 + 10log(P)] (dB)
    = -13dBm.
    The limit line is derived from 70 + 10log(P)dB below the transmitter power P(Watts)
    = P(W)- [70 + 10log(P)] (dB)
    = [30 + 10log(P)] (dBm) - [70 + 10log(P)] (dB)
    = -40dBm.
13. For 5G NR n41:
    The limit line is derived from 55 + 10log(P)dB below the transmitter power P(Watts)The limit line is derived from 55 + 10log(P)dB below the transmitter power P(Watts)

4 List of Measuring Equipment

Instrument	Manufacturer	Model No.	Serial No.	Characteristics	Calibration Date	Test Date	Due Date	Remark
EMI Test Receiver	R&S	ESR7	101404	9kHz~7GHz	Oct. 18, 2023	Apr. 03, 2024	Oct. 17, 2024	Radiation (03CH04-SZ)
EXA Spectrum Analyzer	KEYSIGHT	N9010A	MY55150213	10Hz~44GHz	Jul. 07, 2023	Apr. 03, 2024	Jul. 06, 2024	Radiation (03CH04-SZ)
Loop Antenna	R&S	HFH2-Z2	100354	9kHz~30MHz	Jun. 28, 2022	Apr. 03, 2024	Jun. 27, 2024	Radiation (03CH04-SZ)
Bilog Antenna	TeseQ	CBL6111D	41909	30MHz~1GHz	May 14, 2023	Apr. 03, 2024	May 13, 2024	Radiation (03CH04-SZ)
Double Ridge Horn Antenna	SCHWARZBECK	BBHA9120D	9120D-1474	1GHz~18GHz	Jul. 07, 2023	Apr. 03, 2024	Jul. 06, 2024	Radiation (03CH04-SZ)
Horn Antenna	SCHWARZBECK	BBHA9170	9170#679	15GHz~40GHz	Jul. 08, 2023	Apr. 03, 2024	Jul. 07, 2024	Radiation (03CH04-SZ)
Amplifier	Burgeon	BPA-530	102211	0.01Hz ~3000MHz	Oct. 18, 2023	Apr. 03, 2024	Oct. 17, 2024	Radiation (03CH04-SZ)
HF Amplifier	MITEQ	AMF-7D-00101800-30-10P-R	1943528	1GHz~18GHz	Oct. 18, 2023	Apr. 03, 2024	Oct. 17, 2024	Radiation (03CH04-SZ)
HF Amplifier	MITEQ	TTA1840-35-HG	1871923	18GHz~40GHz	Jul. 07, 2023	Apr. 03, 2024	Jul. 06, 2024	Radiation (03CH04-SZ)
Amplifier	Agilent Technologies	83017A	MY57280136	500MHz~26.5GHz	Aug. 21, 2023	Apr. 03, 2024	Aug. 20, 2024	Radiation (03CH04-SZ)
AC Power Source	APC	AFV-S-600B	F119050019	N/A	Oct. 18, 2023	Apr. 03, 2024	Oct. 17, 2024	Radiation (03CH04-SZ)
Turn Table	EM	EM1000	N/A	0~360 degree	NCR	Apr. 03, 2024	NCR	Radiation (03CH04-SZ)
Antenna Mast	EM	EM1000	N/A	1 m~4 m	NCR	Apr. 03, 2024	NCR	Radiation (03CH04-SZ)

NCR: No Calibration Required

5 Measurement Uncertainty

The measurement uncertainties shown below were calculated in accordance with the requirements of ANSI 63.26-2015. All the measurement uncertainty value were shown with a coverage K=2 to indicate 95% level of confidence. The measurement data show herein meets or exceeds the CISPR measurement uncertainty values specified in CISPR 16-4-2 and can be compared directly to specified limit to determine compliance.

Uncertainty of Radiated Emission Measurement (30 MHz ~ 1000 MHz)

Measuring Uncertainty for a Level of Confidence of 95% (U = 2Uc(y))	**2.8 dB**

Uncertainty of Radiated Emission Measurement (1 GHz ~ 18 GHz)

Measuring Uncertainty for a Level of Confidence of 95% (U = 2Uc(y))	**3.1 dB**

Uncertainty of Radiated Emission Measurement (18 GHz ~ 40 GHz)

Measuring Uncertainty for a Level of Confidence of 95% (U = 2Uc(y))	**3.9 dB**

Appendix A. Test Results of Radiated Test

Radiated Spurious Emission

Test Engineer :	ZhangXu	Temperature :	22~25℃
		Relative Humidity :	48~52%

Pre-scanned harmonic for the different antenna combinations, we choose the worst antenna mode to perform final test and record in the report.

ULCA_n25A-n41A (ANT2+3)									
Channel	Frequency (MHz)	ERP/EIRP (dBm)	Limit (dBm)	Over Limit (dB)	SPA. Reading (dBm)	S.G. Power (dBm)	TX Cable loss (dB)	TX Antenna Gain (dBi)	Polarization (H/V)
NR n25 BW 40MHz Lowest 1RB0,QPSK	3701	-63.05	-13	-50.05	-78.50	-69.81	5.82	12.58	H
	5551.5	-60.98	-13	-47.98	-80.48	-66.70	7.28	13.00	H
	7402	-55.04	-13	-42.04	-79.85	-58.20	8.32	11.48	H
	3701	-63.04	-13	-50.04	-78.24	-69.80	5.82	12.58	V
	5551.5	-60.96	-13	-47.96	-80.31	-66.68	7.28	13.00	V
	7402	-54.67	-13	-41.67	-79.79	-57.83	8.32	11.48	V
NR n41 BW 100MHz Lowest 1RB0,QPSK	4994.00	-59.59	-25	-34.59	-78.99	-65.15	7.12	12.68	H
	7491.00	-55.04	-25	-30.04	-79.73	-58.37	8.26	11.59	H
	9988.00	-51.70	-25	-26.70	-80.68	-53.23	10.45	11.98	H
	4994.00	-59.80	-25	-34.80	-79.18	-65.36	7.12	12.68	V
	7491.00	-54.42	-25	-29.42	-79.51	-57.75	8.26	11.59	V
	9988.00	-52.87	-25	-27.87	-80.44	-54.40	10.45	11.98	V
NR n25 BW 40MHz Middle 1RB0,QPSK	3726	-59.52	-13	-46.52	-75.04	-66.27	5.85	12.60	H
	5589	-53.21	-13	-40.21	-72.55	-59.01	7.30	13.10	H
	7452	-54.52	-13	-41.52	-79.26	-57.67	8.35	11.50	H
	3726	-62.48	-13	-49.48	-77.67	-69.23	5.85	12.60	V
	5589	-60.71	-13	-47.71	-79.89	-66.51	7.30	13.10	V
	7452	-54.25	-13	-41.25	-79.35	-57.40	8.35	11.50	V
NR n41 BW 100MHz Middle 1RB0,QPSK	5088.00	-58.95	-25	-33.95	-78.45	-64.51	7.14	12.70	H
	7632.00	-54.86	-25	-29.86	-79.21	-58.16	8.30	11.60	H
	10176.00	-50.64	-25	-25.64	-79.52	-52.16	10.48	12.00	H
	5088.00	-59.21	-25	-34.21	-78.54	-64.77	7.14	12.70	V
	7632.00	-54.48	-25	-29.48	-79.36	-57.78	8.30	11.60	V
	10176.00	-52.10	-25	-27.10	-79.75	-53.62	10.48	12.00	V
NR n25 BW 40MHz Highest 1RB0,QPSK	3751	-62.17	-13	-49.17	-77.77	-68.91	5.88	12.62	H
	5626.5	-55.86	-13	-42.86	-75.84	-61.67	7.32	13.13	H
	7502	-54.58	-13	-41.58	-79.25	-57.74	8.38	11.54	H
	3751	-62.50	-13	-49.50	-77.69	-69.24	5.88	12.62	V
	5626.5	-60.49	-13	-47.49	-79.61	-66.30	7.32	13.13	V
	7502	-54.65	-13	-41.65	-79.73	-57.81	8.38	11.54	V
NR n41 BW 100MHz Highest 1RB0,QPSK	5182.00	-59.94	-25	-34.94	-79.54	-65.50	7.16	12.72	H
	7773.00	-55.26	-25	-30.26	-79.24	-58.56	8.33	11.63	H
	10364.00	-51.60	-25	-26.60	-80.35	-53.20	10.50	12.10	H
	5182.00	-60.13	-25	-35.13	-79.39	-65.69	7.16	12.72	V
	7773.00	-54.95	-25	-29.95	-79.58	-58.25	8.33	11.63	V
	10364.00	-52.64	-25	-27.64	-80.44	-54.24	10.50	12.10	V

Remark: Spurious emissions within 30-1000MHz were found more than 20dB below limit line.

ULCA_n25A-n48A (ANT2+4)									
Channel	Frequency (MHz)	ERP/EIRP (dBm)	Limit (dBm)	Over Limit (dB)	SPA. Reading (dBm)	S.G. Power (dBm)	TX Cable loss (dB)	TX Antenna Gain (dBi)	Polarization (H/V)
NR n25 BW 40MHz Lowest 1RB0,QPSK	3701	-60.65	-13	-47.65	-45.22	-67.41	5.82	12.58	H
	5551.5	-53.21	-13	-40.21	-40.45	-58.93	7.28	13.00	H
	7402	-57.58	-13	-44.58	-51.07	-60.74	8.32	11.48	H
	3701	-63.66	-13	-50.66	-47.98	-70.42	5.82	12.58	V
	5551.5	-54.70	-13	-41.70	-41.79	-60.42	7.28	13.00	V
	7402	-57.52	-13	-44.52	-51.32	-60.68	8.32	11.48	V
NR n48 BW 40MHz Lowest 1RB0,QPSK	7102.80	-58.65	-40	-18.65	-50.78	-61.98	8.25	11.58	H
	10654.20	-55.61	-40	-15.61	-54.21	-57.16	10.45	12.00	H
	14205.60	-54.98	-40	-14.98	-55.72	-56.69	11.74	13.45	H
	7102.80	-58.64	-40	-18.64	-51.29	-61.97	8.25	11.58	V
	10654.20	-56.40	-40	-16.40	-54.37	-57.95	10.45	12.00	V
	14205.60	-53.85	-40	-13.85	-55.78	-55.56	11.74	13.45	V
NR n25 BW 40MHz Middle 1RB0,QPSK	3726	-63.98	-13	-50.98	-48.61	-70.73	5.85	12.60	H
	5589	-57.51	-13	-44.51	-44.62	-63.31	7.30	13.10	H
	7452	-57.63	-13	-44.63	-51.03	-60.78	8.35	11.50	H
	3726	-66.32	-13	-53.32	-50.62	-73.07	5.85	12.60	V
	5589	-61.98	-13	-48.98	-48.93	-67.78	7.30	13.10	V
	7452	-57.54	-13	-44.54	-51.3	-60.69	8.35	11.50	V
NR n48 BW 40MHz Middle 1RB0,QPSK	7212.80	-58.23	-40	-18.23	-50.77	-61.53	8.30	11.60	H
	10819.20	-54.84	-40	-14.84	-53.81	-56.36	10.48	12.00	H
	14425.60	-54.94	-40	-14.94	-55.99	-56.64	11.80	13.50	H
	7212.80	-57.46	-40	-17.46	-50.82	-60.76	8.30	11.60	V
	10819.20	-55.48	-40	-15.48	-53.95	-57.00	10.48	12.00	V
	14425.60	-53.29	-40	-13.29	-55.92	-54.99	11.80	13.50	V
NR n25 BW 40MHz Highest 1RB0,QPSK	3751	-63.45	-13	-50.45	-48.14	-70.19	5.88	12.62	H
	5626.5	-57.64	-13	-44.64	-45.40	-63.45	7.32	13.13	H
	7502	-58.37	-13	-45.37	-51.69	-61.53	8.38	11.54	H
	3751	-64.82	-13	-51.82	-49.1	-71.56	5.88	12.62	V
	5626.5	-61.52	-13	-48.52	-48.42	-67.33	7.32	13.13	V
	7502	-57.90	-13	-44.90	-51.63	-61.06	8.38	11.54	V
NR n48 BW 40MHz Highest 1RB0,QPSK	7322.80	-58.03	-40	-18.03	-51.13	-61.33	8.32	11.62	H
	10984.20	-54.14	-40	-14.14	-53.48	-55.82	10.52	12.20	H
	14645.60	-54.57	-40	-14.57	-56.30	-56.27	11.85	13.55	H
	7322.80	-57.39	-40	-17.39	-51.01	-60.69	8.32	11.62	V
	10984.20	-54.08	-40	-14.08	-53.06	-55.76	10.52	12.20	V
	14645.60	-52.38	-40	-12.38	-56.05	-54.08	11.85	13.55	V

Remark: Spurious emissions within 30-1000MHz were found more than 20dB below limit line.

ULCA_n26A-n66A (ANT0+2)									
Channel	Frequency (MHz)	ERP/EIRP (dBm)	Limit (dBm)	Over Limit (dB)	SPA. Reading (dBm)	S.G. Power (dBm)	TX Cable loss (dB)	TX Antenna Gain (dBi)	Polarization (H/V)
NR n26 BW 20MHz Lowest 1RB0,QPSK	1650	-64.15	-13	-51.15	-72.03	-67.38	3.98	9.36	H
	2475	-52.22	-13	-39.22	-63.98	-55.77	4.85	10.55	H
	3300	-61.17	-13	-48.17	-75.63	-66.10	5.50	12.58	H
	1650	-65.34	-13	-52.34	-73.28	-68.57	3.98	9.36	V
	2475	-51.40	-13	-38.40	-63.19	-54.95	4.85	10.55	V
	3300	-61.95	-13	-48.95	-76.33	-66.88	5.50	12.58	V
NR n66 BW 40MHz Lowest 1RB0,QPSK	3421.84	-62.50	-13	-49.50	-76.81	-69.38	5.60	12.48	H
	5132.76	-59.36	-13	-46.36	-78.91	-65.04	7.10	12.78	H
	6843.68	-57.70	-13	-44.70	-80.45	-61.09	8.38	11.77	H
	3421.84	-62.27	-13	-49.27	-76.6	-69.15	5.60	12.48	V
	5132.76	-59.73	-13	-46.73	-79.02	-65.41	7.10	12.78	V
	6843.68	-57.20	-13	-44.20	-80.37	-60.59	8.38	11.77	V
NR n26 BW 20MHz Middle 1RB0,QPSK	1654	-65.23	-13	-52.23	-73.03	-68.48	4.00	9.40	H
	2481	-62.60	-13	-49.60	-74.35	-66.17	4.88	10.60	H
	3308	-61.48	-13	-48.48	-75.91	-66.41	5.52	12.60	H
	1654	-65.19	-13	-52.19	-73.07	-68.44	4.00	9.40	V
	2481	-62.76	-13	-49.76	-74.56	-66.33	4.88	10.60	V
	3308	-61.49	-13	-48.49	-75.86	-66.42	5.52	12.60	V
NR n66 BW 40MHz Middle 1RB0,QPSK	3451.84	-61.05	-13	-48.05	-75.51	-67.90	5.65	12.50	H
	5177.76	-58.90	-13	-45.90	-78.50	-64.57	7.13	12.80	H
	6903.68	-56.27	-13	-43.27	-79.09	-59.67	8.40	11.80	H
	3451.84	-61.07	-13	-48.07	-75.55	-67.92	5.65	12.50	V
	5177.76	-59.89	-13	-46.89	-79.15	-65.56	7.13	12.80	V
	6903.68	-55.68	-13	-42.68	-78.83	-59.08	8.40	11.80	V
NR n26 BW 20MHz Highest 1RB0,QPSK	1660	-63.89	-13	-50.89	-71.56	-67.06	4.10	9.42	H
	2490	-54.60	-13	-41.60	-66.36	-58.18	4.90	10.63	H
	3320	-62.63	-13	-49.63	-77.02	-67.55	5.55	12.62	H
	1660	-65.05	-13	-52.05	-72.83	-68.22	4.10	9.42	V
	2490	-51.69	-13	-38.69	-63.53	-55.27	4.90	10.63	V
	3320	-62.69	-13	-49.69	-77.05	-67.61	5.55	12.62	V
NR n66 BW 40MHz Highest 1RB0,QPSK	3481.84	-61.77	-13	-48.77	-76.37	-68.61	5.68	12.52	H
	5232.76	-60.36	-13	-47.36	-79.68	-66.03	7.15	12.82	H
	6963.68	-57.27	-13	-44.27	-80.15	-60.70	8.42	11.85	H
	3481.84	-62.06	-13	-49.06	-76.7	-68.90	5.68	12.52	V
	5232.76	-60.82	-13	-47.82	-79.72	-66.49	7.15	12.82	V
	6963.68	-56.94	-13	-43.94	-80.06	-60.37	8.42	11.85	V

Remark: Spurious emissions within 30-1000MHz were found more than 20dB below limit line.

ULCA_n26A-n70A (ANT0+2)									
Channel	Frequency (MHz)	ERP/EIRP (dBm)	Limit (dBm)	Over Limit (dB)	SPA. Reading (dBm)	S.G. Power (dBm)	TX Cable loss (dB)	TX Antenna Gain (dBi)	Polarization (H/V)
NR n26 BW 20MHz Lowest 1RB0,QPSK	1650	-66.09	-13	-53.09	-73.97	-69.32	3.98	9.36	H
	2475	-58.96	-13	-45.96	-70.72	-62.51	4.85	10.55	H
	3300	-61.81	-13	-48.81	-76.27	-66.74	5.50	12.58	H
	1650	-65.93	-13	-52.93	-73.87	-69.16	3.98	9.36	V
	2475	-56.49	-13	-43.49	-68.28	-60.04	4.85	10.55	V
	3300	-62.04	-13	-49.04	-76.42	-66.97	5.50	12.58	V
NR n70 BW 10MHz Lowest 1RB0,QPSK	3390	-62.44	-13	-49.44	-76.67	-69.32	5.60	12.48	H
	5085	-59.39	-13	-46.39	-78.89	-65.07	7.10	12.78	H
	6780	-58.15	-13	-45.15	-80.78	-61.54	8.38	11.77	H
	3390	-62.39	-13	-49.39	-76.63	-69.27	5.60	12.48	V
	5085	-59.72	-13	-46.72	-79.05	-65.40	7.10	12.78	V
	6780	-57.71	-13	-44.71	-80.84	-61.10	8.38	11.77	V
NR n26 BW 20MHz Middle 1RB0,QPSK	1654	-65.85	-13	-52.85	-73.65	-69.10	4.00	9.40	H
	2481	-57.82	-13	-44.82	-69.57	-61.39	4.88	10.60	H
	3308	-62.09	-13	-49.09	-76.52	-67.02	5.52	12.60	H
	1654	-66.23	-13	-53.23	-74.11	-69.48	4.00	9.40	V
	2481	-55.12	-13	-42.12	-66.92	-58.69	4.88	10.60	V
	3308	-62.29	-13	-49.29	-76.66	-67.22	5.52	12.60	V
NR n70 BW 10MHz Middle 1RB0,QPSK	3400	-62.36	-13	-49.36	-76.57	-69.21	5.65	12.50	H
	5100	-59.21	-13	-46.21	-78.72	-64.88	7.13	12.80	H
	6800	-58.19	-13	-45.19	-80.89	-61.59	8.40	11.80	H
	3400	-62.09	-13	-49.09	-76.31	-68.94	5.65	12.50	V
	5100	-59.67	-13	-46.67	-78.99	-65.34	7.13	12.80	V
	6800	-57.46	-13	-44.46	-80.65	-60.86	8.40	11.80	V
NR n26 BW 20MHz Highest 1RB0,QPSK	1660	-65.28	-13	-52.28	-72.95	-68.45	4.10	9.42	H
	2490	-56.74	-13	-43.74	-68.50	-60.32	4.90	10.63	H
	3320	-62.58	-13	-49.58	-76.97	-67.50	5.55	12.62	H
	1660	-66.16	-13	-53.16	-73.94	-69.33	4.10	9.42	V
	2490	-53.10	-13	-40.10	-64.94	-56.68	4.90	10.63	V
	3320	-62.63	-13	-49.63	-76.99	-67.55	5.55	12.62	V
NR n70 BW 10MHz Highest 1RB0,QPSK	3408	-62.65	-13	-49.65	-76.90	-69.49	5.68	12.52	H
	5112	-59.40	-13	-46.40	-78.92	-65.07	7.15	12.82	H
	6816	-57.26	-13	-44.26	-79.97	-60.69	8.42	11.85	H
	3408	-62.42	-13	-49.42	-76.68	-69.26	5.68	12.52	V
	5112	-60.05	-13	-47.05	-79.35	-65.72	7.15	12.82	V
	6816	-57.06	-13	-44.06	-80.24	-60.49	8.42	11.85	V

Remark: Spurious emissions within 30-1000MHz were found more than 20dB below limit line.

ULCA_n2A-n48A (ANT2+4)									
Channel	Frequency (MHz)	EIRP (dBm)	Limit (dBm)	Over Limit (dB)	SPA. Reading (dBm)	S.G. Power (dBm)	TX Cable loss (dB)	TX Antenna Gain (dBi)	Polarization (H/V)
NR n2 BW 40MHz Lowest 1RB0,QPSK	3700	-66.97	-13	-53.97	-51.54	-73.73	5.82	12.58	H
	5551	-61.09	-13	-48.09	-48.33	-66.81	7.28	13.00	H
	7401	-58.09	-13	-45.09	-51.58	-61.25	8.32	11.48	H
	3700	-66.85	-13	-53.85	-51.17	-73.61	5.82	12.58	V
	5551	-59.66	-13	-46.66	-46.76	-65.38	7.28	13.00	V
	7401	-57.87	-13	-44.87	-51.67	-61.03	8.32	11.48	V
NR n48 BW 40MHz Lowest 1RB0,QPSK	7102.80	-58.98	-40	-18.98	-51.11	-62.31	8.25	11.58	H
	10654.20	-55.76	-40	-15.76	-54.36	-57.31	10.45	12.00	H
	14205.60	-54.97	-40	-14.97	-55.71	-56.68	11.74	13.45	H
	7102.80	-58.46	-40	-18.46	-51.11	-61.79	8.25	11.58	V
	10654.20	-55.84	-40	-15.84	-53.81	-57.39	10.45	12.00	V
	14205.60	-53.77	-40	-13.77	-55.70	-55.48	11.74	13.45	V
NR n2 BW 40MHz Middle 1RB0,QPSK	3722	-66.53	-13	-53.53	-51.15	-73.28	5.85	12.60	H
	5583	-57.58	-13	-44.58	-44.71	-63.38	7.30	13.10	H
	7444	-58.21	-13	-45.21	-51.62	-61.36	8.35	11.50	H
	3722	-66.08	-13	-53.08	-50.38	-72.83	5.85	12.60	V
	5583	-59.79	-13	-46.79	-46.76	-65.59	7.30	13.10	V
	7444	-57.90	-13	-44.90	-51.66	-61.05	8.35	11.50	V
NR n48 BW 40MHz Middle 1RB0,QPSK	7212.80	-58.13	-40	-18.13	-50.67	-61.43	8.30	11.60	H
	10819.20	-54.59	-40	-14.59	-53.56	-56.11	10.48	12.00	H
	14425.60	-54.13	-40	-14.13	-55.18	-55.83	11.80	13.50	H
	7212.80	-57.45	-40	-17.45	-50.81	-60.75	8.30	11.60	V
	10819.20	-55.48	-40	-15.48	-53.95	-57.00	10.48	12.00	V
	14425.60	-52.62	-40	-12.62	-55.25	-54.32	11.80	13.50	V
NR n2 BW 40MHz Highest 1RB0,QPSK	3740	-66.20	-13	-53.20	-50.87	-72.94	5.88	12.62	H
	5611	-60.18	-13	-47.18	-47.54	-65.99	7.32	13.13	H
	7481	-58.80	-13	-45.80	-52.15	-61.96	8.38	11.54	H
	3740	-66.64	-13	-53.64	-50.93	-73.38	5.88	12.62	V
	5611	-62.68	-13	-49.68	-49.58	-68.49	7.32	13.13	V
	7481	-58.00	-13	-45.00	-51.74	-61.16	8.38	11.54	V
NR n48 BW 40MHz Highest 1RB0,QPSK	7322.80	-58.20	-40	-18.20	-51.30	-61.50	8.32	11.62	H
	10984.20	-53.93	-40	-13.93	-53.27	-55.61	10.52	12.20	H
	14645.60	-54.79	-40	-14.79	-56.52	-56.49	11.85	13.55	H
	7322.80	-57.63	-40	-17.63	-51.25	-60.93	8.32	11.62	V
	10984.20	-54.14	-40	-14.14	-53.12	-55.82	10.52	12.20	V
	14645.60	-53.03	-40	-13.03	-56.70	-54.73	11.85	13.55	V

Remark: Spurious emissions within 30-1000MHz were found more than 20dB below limit line.

ULCA_n41A-n66A (ANT2+3)									
Channel	Frequency (MHz)	EIRP (dBm)	Limit (dBm)	Over Limit (dB)	SPA. Reading (dBm)	S.G. Power (dBm)	TX Cable loss (dB)	TX Antenna Gain (dBi)	Polarization (H/V)
NR n41 BW 100MHz Lowest 1RB0,QPSK	4994.80	-59.45	-25	-34.45	-78.85	-65.01	7.12	12.68	H
	7492.20	-54.91	-25	-29.91	-79.60	-58.24	8.26	11.59	H
	9989.60	-51.61	-25	-26.61	-80.59	-53.14	10.45	11.98	H
	4994.80	-59.46	-25	-34.46	-78.84	-65.02	7.12	12.68	V
	7492.20	-54.39	-25	-29.39	-79.48	-57.72	8.26	11.59	V
	9989.60	-52.46	-25	-27.46	-80.02	-53.99	10.45	11.98	V
NR n66 BW 40MHz Lowest 1RB0,QPSK	3421.84	-61.98	-13	-48.98	-76.29	-68.86	5.60	12.48	H
	5132.76	-58.63	-13	-45.63	-78.18	-64.31	7.10	12.78	H
	6843.68	-57.11	-13	-44.11	-79.86	-60.50	8.38	11.77	H
	3421.84	-62.06	-13	-49.06	-76.39	-68.94	5.60	12.48	V
	5132.76	-59.31	-13	-46.31	-78.6	-64.99	7.10	12.78	V
	6843.68	-56.51	-13	-43.51	-79.68	-59.90	8.38	11.77	V
NR n41 BW 100MHz Middle 1RB0,QPSK	5089.00	-59.09	-25	-34.09	-78.59	-64.65	7.14	12.70	H
	7633.50	-54.52	-25	-29.52	-78.87	-57.82	8.30	11.60	H
	10178.00	-50.81	-25	-25.81	-79.69	-52.33	10.48	12.00	H
	5089.00	-59.03	-25	-34.03	-78.36	-64.59	7.14	12.70	V
	7633.50	-53.86	-25	-28.86	-78.74	-57.16	8.30	11.60	V
	10178.00	-52.10	-25	-27.10	-79.75	-53.62	10.48	12.00	V
NR n66 BW 40MHz Middle 1RB0,QPSK	3451.84	-61.06	-13	-48.06	-75.52	-67.91	5.65	12.50	H
	5177.76	-57.03	-13	-44.03	-76.63	-62.70	7.13	12.80	H
	6903.68	-56.19	-13	-43.19	-79.01	-59.59	8.40	11.80	H
	3451.84	-60.84	-13	-47.84	-75.32	-67.69	5.65	12.50	V
	5177.76	-59.63	-13	-46.63	-78.89	-65.30	7.13	12.80	V
	6903.68	-55.59	-13	-42.59	-78.74	-58.99	8.40	11.80	V
NR n41 BW 100MHz Highest 1RB0,QPSK	5182.80	-59.73	-25	-34.73	-79.33	-65.29	7.16	12.72	H
	7774.20	-54.85	-25	-29.85	-78.82	-58.15	8.33	11.63	H
	10365.60	-51.50	-25	-26.50	-80.25	-53.10	10.50	12.10	H
	5182.80	-60.41	-25	-35.41	-79.67	-65.97	7.16	12.72	V
	7774.20	-54.62	-25	-29.62	-79.25	-57.92	8.33	11.63	V
	10365.60	-52.54	-25	-27.54	-80.34	-54.14	10.50	12.10	V
NR n66 BW 40MHz Highest 1RB0,QPSK	3481.84	-61.44	-13	-48.44	-76.04	-68.28	5.68	12.52	H
	5232.76	-59.12	-13	-46.12	-78.44	-64.79	7.15	12.82	H
	6963.68	-56.29	-13	-43.29	-79.17	-59.72	8.42	11.85	H
	3481.84	-61.73	-13	-48.73	-76.37	-68.57	5.68	12.52	V
	5232.76	-59.17	-13	-46.17	-78.07	-64.84	7.15	12.82	V
	6963.68	-56.35	-13	-43.35	-79.47	-59.78	8.42	11.85	V

Remark: Spurious emissions within 30-1000MHz were found more than 20dB below limit line.

ULCA_n41A-n71A (ANT2+0)									
Channel	Frequency (MHz)	ERP/EIRP (dBm)	Limit (dBm)	Over Limit (dB)	SPA. Reading (dBm)	S.G. Power (dBm)	TX Cable loss (dB)	TX Antenna Gain (dBi)	Polarization (H/V)
NR n41 BW 100MHz Lowest 1RB0,QPSK	4994.80	-59.53	-25	-34.53	-78.93	-65.09	7.12	12.68	H
	7492.20	-51.22	-25	-26.22	-75.91	-54.55	8.26	11.59	H
	9989.60	-51.63	-25	-26.63	-80.61	-53.16	10.45	11.98	H
	4994.80	-59.85	-25	-34.85	-79.23	-65.41	7.12	12.68	V
	7492.20	-54.51	-25	-29.51	-79.6	-57.84	8.26	11.59	V
	9989.60	-52.99	-25	-27.99	-80.55	-54.52	10.45	11.98	V
NR n71 BW 20MHz Lowest 1RB0,QPSK	1327	-65.34	-13	-52.34	-73.05	-68.57	3.98	9.36	H
	1990.5	-56.59	-13	-43.59	-66.66	-60.14	4.85	10.55	H
	2654	-62.60	-13	-49.60	-75.38	-67.53	5.50	12.58	H
	1327	-65.36	-13	-52.36	-73.01	-68.59	3.98	9.36	V
	1990.5	-56.47	-13	-43.47	-66.65	-60.02	4.85	10.55	V
	2654	-59.41	-13	-46.41	-72.06	-64.34	5.50	12.58	V
NR n41 BW 100MHz Middle 1RB0,QPSK	5089.00	-59.36	-25	-34.36	-78.86	-64.92	7.14	12.70	H
	7633.50	-52.19	-25	-27.19	-76.54	-55.49	8.30	11.60	H
	10178.00	-51.24	-25	-26.24	-80.12	-52.76	10.48	12.00	H
	5089.00	-59.59	-25	-34.59	-78.92	-65.15	7.14	12.70	V
	7633.50	-53.72	-25	-28.72	-78.6	-57.02	8.30	11.60	V
	10178.00	-52.25	-25	-27.25	-79.9	-53.77	10.48	12.00	V
NR n71 BW 20MHz Middle 1RB0,QPSK	1342	-65.01	-13	-52.01	-72.92	-68.26	4.00	9.40	H
	2013	-63.06	-13	-50.06	-73.34	-66.63	4.88	10.60	H
	2684	-61.76	-13	-48.76	-74.69	-66.69	5.52	12.60	H
	1342	-65.17	-13	-52.17	-73.02	-68.42	4.00	9.40	V
	2013	-61.58	-13	-48.58	-71.98	-65.15	4.88	10.60	V
	2684	-58.84	-13	-45.84	-71.65	-63.77	5.52	12.60	V
NR n41 BW 100MHz Highest 1RB0,QPSK	5182.80	-59.84	-25	-34.84	-79.44	-65.40	7.16	12.72	H
	7774.20	-54.86	-25	-29.86	-78.83	-58.16	8.33	11.63	H
	10365.60	-51.58	-25	-26.58	-80.33	-53.18	10.50	12.10	H
	5182.80	-60.31	-25	-35.31	-79.57	-65.87	7.16	12.72	V
	7774.20	-54.77	-25	-29.77	-79.4	-58.07	8.33	11.63	V
	10365.60	-52.76	-25	-27.76	-80.56	-54.36	10.50	12.10	V
NR n71 BW 20MHz Highest 1RB0,QPSK	1357	-63.44	-13	-50.44	-71.56	-66.61	4.10	9.42	H
	2035.5	-52.11	-13	-39.11	-62.62	-55.69	4.90	10.63	H
	2714	-62.51	-13	-49.51	-75.59	-67.43	5.55	12.62	H
	1357	-64.39	-13	-51.39	-72.43	-67.56	4.10	9.42	V
	2035.5	-54.00	-13	-41.00	-64.65	-57.58	4.90	10.63	V
	2714	-60.15	-13	-47.15	-73.13	-65.07	5.55	12.62	V

Remark: Spurious emissions within 30-1000MHz were found more than 20dB below limit line.

ULCA_n48A-n66A (ANT4+2)									
Channel	Frequency (MHz)	EIRP (dBm)	Limit (dBm)	Over Limit (dB)	SPA. Reading (dBm)	S.G. Power (dBm)	TX Cable loss (dB)	TX Antenna Gain (dBi)	Polarization (H/V)
NR n48 BW 40MHz Lowest 1RB0,QPSK	7102.80	-59.31	-40	-19.31	-51.44	-62.64	8.25	11.58	H
	10654.20	-55.66	-40	-15.66	-54.26	-57.21	10.45	12.00	H
	14205.60	-53.39	-40	-13.39	-54.13	-55.10	11.74	13.45	H
	7102.80	-58.88	-40	-18.88	-51.53	-62.21	8.25	11.58	V
	10654.20	-56.10	-40	-16.10	-54.07	-57.65	10.45	12.00	V
	14205.60	-52.03	-40	-12.03	-53.96	-53.74	11.74	13.45	V
NR n66 BW 40MHz Lowest 1RB0,QPSK	3421.4	-65.76	-13	-52.76	-49.34	-72.64	5.60	12.48	H
	5132.1	-62.55	-13	-49.55	-49.86	-68.23	7.10	12.78	H
	6842.8	-61.24	-13	-48.24	-52.67	-64.63	8.38	11.77	H
	3421.4	-65.78	-13	-52.78	-49.38	-72.66	5.60	12.48	V
	5132.1	-62.69	-13	-49.69	-49.74	-68.37	7.10	12.78	V
	6842.8	-60.46	-13	-47.46	-52.31	-63.85	8.38	11.77	V
NR n48 BW 40MHz Middle 1RB0,QPSK	7212.80	-59.02	-40	-19.02	-51.56	-62.32	8.30	11.60	H
	10819.20	-55.04	-40	-15.04	-54.01	-56.56	10.48	12.00	H
	14425.60	-53.44	-40	-13.44	-54.49	-55.14	11.80	13.50	H
	7212.80	-58.11	-40	-18.11	-51.47	-61.41	8.30	11.60	V
	10819.20	-55.45	-40	-15.45	-53.92	-56.97	10.48	12.00	V
	14425.60	-51.82	-40	-11.82	-54.45	-53.52	11.80	13.50	V
NR n66 BW 40MHz Middle 1RB0,QPSK	3451.6	-66.06	-13	-53.06	-49.77	-72.91	5.65	12.50	H
	5177.4	-62.95	-13	-49.95	-50.30	-68.62	7.13	12.80	H
	6903.2	-60.23	-13	-47.23	-51.79	-63.63	8.40	11.80	H
	3451.6	-65.75	-13	-52.75	-49.48	-72.60	5.65	12.50	V
	5177.4	-63.50	-13	-50.50	-50.51	-69.17	7.13	12.80	V
	6903.2	-60.21	-13	-47.21	-52.1	-63.61	8.40	11.80	V
NR n48 BW 40MHz Highest 1RB0,QPSK	7322.80	-58.63	-40	-18.63	-51.73	-61.93	8.32	11.62	H
	10984.20	-54.15	-40	-14.15	-53.49	-55.83	10.52	12.20	H
	14645.60	-53.08	-40	-13.08	-54.81	-54.78	11.85	13.55	H
	7322.80	-58.10	-40	-18.10	-51.72	-61.40	8.32	11.62	V
	10984.20	-54.53	-40	-14.53	-53.51	-56.21	10.52	12.20	V
	14645.60	-51.01	-40	-11.01	-54.68	-52.71	11.85	13.55	V
NR n66 BW 40MHz Highest 1RB0,QPSK	3481.4	-65.82	-13	-52.82	-49.65	-72.66	5.68	12.52	H
	5222.1	-62.96	-13	-49.96	-50.13	-68.63	7.15	12.82	H
	6962.8	-59.86	-13	-46.86	-51.54	-63.29	8.42	11.85	H
	3481.4	-65.98	-13	-52.98	-49.85	-72.82	5.68	12.52	V
	5222.1	-63.52	-13	-50.52	-50.28	-69.19	7.15	12.82	V
	6962.8	-59.74	-13	-46.74	-51.66	-63.17	8.42	11.85	V

Remark: Spurious emissions within 30-1000MHz were found more than 20dB below limit line.

ULCA_n48A-n70A (ANT4+2)									
Channel	Frequency (MHz)	EIRP (dBm)	Limit (dBm)	Over Limit (dB)	SPA. Reading (dBm)	S.G. Power (dBm)	TX Cable loss (dB)	TX Antenna Gain (dBi)	Polarization (H/V)
NR n48 BW 40MHz Lowest 1RB0,QPSK	7102.80	-59.47	-40	-19.47	-51.60	-62.80	8.25	11.58	H
	10654.20	-55.66	-40	-15.66	-54.26	-57.21	10.45	12.00	H
	14205.60	-53.62	-40	-13.62	-54.36	-55.33	11.74	13.45	H
	7102.80	-59.15	-40	-19.15	-51.8	-62.48	8.25	11.58	V
	10654.20	-56.44	-40	-16.44	-54.41	-57.99	10.45	12.00	V
	14205.60	-52.64	-40	-12.64	-54.57	-54.35	11.74	13.45	V
NR n70 BW 10MHz Lowest 1RB0,QPSK	3380	-66.54	-13	-53.54	-50.09	-73.42	5.60	12.48	H
	5070	-63.06	-13	-50.06	-50.31	-68.74	7.10	12.78	H
	6760	-60.55	-13	-47.55	-51.71	-63.94	8.38	11.77	H
	3380	-66.48	-13	-53.48	-50.04	-73.36	5.60	12.48	V
	5070	-63.11	-13	-50.11	-50.22	-68.79	7.10	12.78	V
	6760	-60.22	-13	-47.22	-51.9	-63.61	8.38	11.77	V
NR n48 BW 40MHz Middle 1RB0,QPSK	7212.80	-58.85	-40	-18.85	-51.39	-62.15	8.30	11.60	H
	10819.20	-54.98	-40	-14.98	-53.95	-56.50	10.48	12.00	H
	14425.60	-53.52	-40	-13.52	-54.57	-55.22	11.80	13.50	H
	7212.80	-58.07	-40	-18.07	-51.43	-61.37	8.30	11.60	V
	10819.20	-55.53	-40	-15.53	-54	-57.05	10.48	12.00	V
	14425.60	-52.02	-40	-12.02	-54.65	-53.72	11.80	13.50	V
NR n70 BW 10MHz Middle 1RB0,QPSK	3400	-67.01	-13	-54.01	-50.50	-73.86	5.65	12.50	H
	5100	-63.20	-13	-50.20	-50.48	-68.87	7.13	12.80	H
	6800	-61.16	-13	-48.16	-52.50	-64.56	8.40	11.80	H
	3400	-67.20	-13	-54.20	-50.7	-74.05	5.65	12.50	V
	5100	-63.23	-13	-50.23	-50.32	-68.90	7.13	12.80	V
	6800	-60.83	-13	-47.83	-52.66	-64.23	8.40	11.80	V
NR n48 BW 40MHz Highest 1RB0,QPSK	7322.80	-58.46	-40	-18.46	-51.56	-61.76	8.32	11.62	H
	10984.20	-54.49	-40	-14.49	-53.83	-56.17	10.52	12.20	H
	14645.60	-52.91	-40	-12.91	-54.64	-54.61	11.85	13.55	H
	7322.80	-58.16	-40	-18.16	-51.78	-61.46	8.32	11.62	V
	10984.20	-54.48	-40	-14.48	-53.46	-56.16	10.52	12.20	V
	14645.60	-50.86	-40	-10.86	-54.53	-52.56	11.85	13.55	V
NR n70 BW 10MHz Highest 1RB0,QPSK	3408	-66.32	-13	-53.32	-49.85	-73.16	5.68	12.52	H
	5112	-64.35	-13	-51.35	-51.64	-70.02	7.15	12.82	H
	6816	-61.35	-13	-48.35	-52.72	-64.78	8.42	11.85	H
	3408	-66.44	-13	-53.44	-49.98	-73.28	5.68	12.52	V
	5112	-64.83	-13	-51.83	-51.9	-70.50	7.15	12.82	V
	6816	-60.63	-13	-47.63	-52.47	-64.06	8.42	11.85	V

Remark: Spurious emissions within 30-1000MHz were found more than 20dB below limit line.

ULCA_n48A-n71A (ANT4+0)									
Channel	Frequency (MHz)	ERP/EIRP (dBm)	Limit (dBm)	Over Limit (dB)	SPA. Reading (dBm)	S.G. Power (dBm)	TX Cable loss (dB)	TX Antenna Gain (dBi)	Polarization (H/V)
NR n48 BW 40MHz Lowest 1RB0,QPSK	7102.80	-59.42	-40	-19.42	-51.55	-62.75	8.25	11.58	H
	10654.20	-55.42	-40	-15.42	-54.02	-56.97	10.45	12.00	H
	14205.60	-53.20	-40	-13.20	-53.94	-54.91	11.74	13.45	H
	7102.80	-58.85	-40	-18.85	-51.5	-62.18	8.25	11.58	V
	10654.20	-56.20	-40	-16.20	-54.17	-57.75	10.45	12.00	V
	14205.60	-52.24	-40	-12.24	-54.17	-53.95	11.74	13.45	V
NR n71 BW 20MHz Lowest 1RB0,QPSK	1324.5	-64.45	-13	-51.45	-44.17	-67.68	3.98	9.36	H
	1990.5	-52.58	-13	-39.58	-32.57	-56.13	4.85	10.55	H
	2654	-66.46	-13	-53.46	-49.09	-71.39	5.50	12.58	H
	1327	-65.20	-13	-52.20	-44.88	-68.43	3.98	9.36	V
	1990.5	-52.59	-13	-39.59	-32.69	-56.14	4.85	10.55	V
	2654	-66.89	-13	-53.89	-49.39	-71.82	5.50	12.58	V
NR n48 BW 40MHz Middle 1RB0,QPSK	7212.80	-58.90	-40	-18.90	-51.44	-62.20	8.30	11.60	H
	10819.20	-54.75	-40	-14.75	-53.72	-56.27	10.48	12.00	H
	14425.60	-53.18	-40	-13.18	-54.23	-54.88	11.80	13.50	H
	7212.80	-57.88	-40	-17.88	-51.24	-61.18	8.30	11.60	V
	10819.20	-55.35	-40	-15.35	-53.82	-56.87	10.48	12.00	V
	14425.60	-51.55	-40	-11.55	-54.18	-53.25	11.80	13.50	V
NR n71 BW 20MHz Middle 1RB0,QPSK	1342	-63.10	-13	-50.10	-42.97	-66.35	4.00	9.40	H
	2013	-55.61	-13	-42.61	-35.79	-59.18	4.88	10.60	H
	2684	-66.75	-13	-53.75	-49.51	-71.68	5.52	12.60	H
	1342	-64.28	-13	-51.28	-44.09	-67.53	4.00	9.40	V
	2013	-51.84	-13	-38.84	-32.14	-55.41	4.88	10.60	V
	2684	-66.75	-13	-53.75	-49.39	-71.68	5.52	12.60	V
NR n48 BW 40MHz Highest 1RB0,QPSK	7322.80	-58.58	-40	-18.58	-51.68	-61.88	8.32	11.62	H
	10984.20	-54.46	-40	-14.46	-53.80	-56.14	10.52	12.20	H
	14645.60	-52.80	-40	-12.80	-54.53	-54.50	11.85	13.55	H
	7322.80	-57.95	-40	-17.95	-51.57	-61.25	8.32	11.62	V
	10984.20	-54.10	-40	-14.10	-53.08	-55.78	10.52	12.20	V
	14645.60	-51.07	-40	-11.07	-54.74	-52.77	11.85	13.55	V
NR n71 BW 20MHz Highest 1RB0,QPSK	1357	-68.37	-13	-55.37	-48.39	-71.54	4.10	9.42	H
	2035.5	-69.03	-13	-56.03	-49.44	-72.61	4.90	10.63	H
	2714	-66.58	-13	-53.58	-49.46	-71.50	5.55	12.62	H
	1357	-69.11	-13	-56.11	-49.05	-72.28	4.10	9.42	V
	2035.5	-68.57	-13	-55.57	-49.12	-72.15	4.90	10.63	V
	2714	-66.74	-13	-53.74	-49.52	-71.66	5.55	12.62	V

Remark: Spurious emissions within 30-1000MHz were found more than 20dB below limit line.

ULCA_n5A-n48A (ANT0+4)									
Channel	Frequency (MHz)	ERP/EIRP (dBm)	Limit (dBm)	Over Limit (dB)	SPA. Reading (dBm)	S.G. Power (dBm)	TX Cable loss (dB)	TX Antenna Gain (dBi)	Polarization (H/V)
NR n5 BW 20MHz Lowest 1RB0,QPSK	1650	-55.81	-13	-42.81	-34.57	-59.04	3.98	9.36	H
	2475	-48.20	-13	-35.20	-29.93	-51.75	4.85	10.55	H
	3300	-65.20	-13	-52.20	-49.01	-70.13	5.50	12.58	H
	1650	-58.55	-13	-45.55	-37.37	-61.78	3.98	9.36	V
	2475	-49.68	-13	-36.68	-31.44	-53.23	4.85	10.55	V
	3300	-65.35	-13	-52.35	-49.08	-70.28	5.50	12.58	V
NR n48 BW 40MHz Lowest 1RB0,QPSK	7102.80	-59.08	-40	-19.08	-51.21	-62.41	8.25	11.58	H
	10654.20	-55.30	-40	-15.30	-53.90	-56.85	10.45	12.00	H
	14205.60	-53.45	-40	-13.45	-54.19	-55.16	11.74	13.45	H
	7102.80	-58.77	-40	-18.77	-51.42	-62.10	8.25	11.58	V
	10654.20	-55.76	-40	-15.76	-53.73	-57.31	10.45	12.00	V
	14205.60	-52.09	-40	-12.09	-54.02	-53.80	11.74	13.45	V
NR n5 BW 20MHz Middle 1RB0,QPSK	1654.5	-55.47	-13	-42.47	-34.13	-58.72	4.00	9.40	H
	2481.75	-48.09	-13	-35.09	-29.82	-51.66	4.88	10.60	H
	3309	-65.29	-13	-52.29	-49.07	-70.22	5.52	12.60	H
	1654.5	-57.83	-13	-44.83	-36.57	-61.08	4.00	9.40	V
	2481.75	-48.43	-13	-35.43	-30.22	-52.00	4.88	10.60	V
	3309	-64.99	-13	-51.99	-48.71	-69.92	5.52	12.60	V
NR n48 BW 40MHz Middle 1RB0,QPSK	7212.80	-58.26	-40	-18.26	-50.80	-61.56	8.30	11.60	H
	10819.20	-54.66	-40	-14.66	-53.63	-56.18	10.48	12.00	H
	14425.60	-53.16	-40	-13.16	-54.21	-54.86	11.80	13.50	H
	7212.80	-57.58	-40	-17.58	-50.94	-60.88	8.30	11.60	V
	10819.20	-54.97	-40	-14.97	-53.44	-56.49	10.48	12.00	V
	14425.60	-51.60	-40	-11.60	-54.23	-53.30	11.80	13.50	V
NR n5 BW 20MHz Highest 1RB0,QPSK	1660	-55.40	-13	-42.40	-33.93	-58.57	4.10	9.42	H
	2490	-46.24	-13	-33.24	-27.97	-49.82	4.90	10.63	H
	3320	-65.49	-13	-52.49	-49.22	-70.41	5.55	12.62	H
	1660	-58.28	-13	-45.28	-36.92	-61.45	4.10	9.42	V
	2490	-49.47	-13	-36.47	-31.28	-53.05	4.90	10.63	V
	3320	-65.38	-13	-52.38	-49.08	-70.30	5.55	12.62	V
NR n48 BW 40MHz Highest 1RB0,QPSK	7322.80	-58.03	-40	-18.03	-51.13	-61.33	8.32	11.62	H
	10984.20	-53.58	-40	-13.58	-52.92	-55.26	10.52	12.20	H
	14645.60	-52.61	-40	-12.61	-54.34	-54.31	11.85	13.55	H
	7322.80	-57.79	-40	-17.79	-51.41	-61.09	8.32	11.62	V
	10984.20	-54.32	-40	-14.32	-53.3	-56.00	10.52	12.20	V
	14645.60	-50.98	-40	-10.98	-54.65	-52.68	11.85	13.55	V

Remark: Spurious emissions within 30-1000MHz were found more than 20dB below limit line.

ULCA_n66A-n71A (ANT2+0)									
Channel	Frequency (MHz)	ERP/EIRP (dBm)	Limit (dBm)	Over Limit (dB)	SPA. Reading (dBm)	S.G. Power (dBm)	TX Cable loss (dB)	TX Antenna Gain (dBi)	Polarization (H/V)
NR n66 BW 40MHz Lowest 1RB0,QPSK	3421.4	-60.38	-13	-47.38	-74.69	-67.26	5.60	12.48	H
	5132.1	-55.18	-13	-42.18	-74.73	-60.86	7.10	12.78	H
	6842.8	-57.65	-13	-44.65	-80.40	-61.04	8.38	11.77	H
	3421.4	-59.88	-13	-46.88	-74.21	-66.76	5.60	12.48	V
	5132.1	-56.46	-13	-43.46	-75.75	-62.14	7.10	12.78	V
	6842.8	-57.35	-13	-44.35	-80.52	-60.74	8.38	11.77	V
NR n71 BW 20MHz Lowest 1RB0,QPSK	1327	-65.23	-13	-52.23	-72.94	-68.46	3.98	9.36	H
	1990.5	-63.74	-13	-50.74	-73.81	-67.29	4.85	10.55	H
	2654	-62.07	-13	-49.07	-74.85	-67.00	5.50	12.58	H
	1327	-65.55	-13	-52.55	-73.20	-68.78	3.98	9.36	V
	1990.5	-64.28	-13	-51.28	-74.46	-67.83	4.85	10.55	V
	2654	-62.91	-13	-49.91	-75.56	-67.84	5.50	12.58	V
NR n66 BW 40MHz Middle 1RB0,QPSK	3452.5	-61.00	-13	-48.00	-75.46	-67.85	5.65	12.50	H
	5178.74	-54.00	-13	-41.00	-73.60	-59.67	7.13	12.80	H
	6905	-56.57	-13	-43.57	-79.39	-59.97	8.40	11.80	H
	3452.5	-60.86	-13	-47.86	-75.35	-67.71	5.65	12.50	V
	5178.74	-57.95	-13	-44.95	-77.21	-63.62	7.13	12.80	V
	6905	-56.35	-13	-43.35	-79.5	-59.75	8.40	11.80	V
NR n71 BW 20MHz Middle 1RB0,QPSK	1342	-65.00	-13	-52.00	-72.91	-68.25	4.00	9.40	H
	2013	-63.31	-13	-50.31	-73.59	-66.88	4.88	10.60	H
	2684	-62.10	-13	-49.10	-75.03	-67.03	5.52	12.60	H
	1342	-65.36	-13	-52.36	-73.21	-68.61	4.00	9.40	V
	2013	-64.41	-13	-51.41	-74.81	-67.98	4.88	10.60	V
	2684	-62.63	-13	-49.63	-75.44	-67.56	5.52	12.60	V
NR n66 BW 40MHz Highest 1RB0,QPSK	3481.4	-62.20	-13	-49.20	-76.80	-69.04	5.68	12.52	H
	5222.1	-59.93	-13	-46.93	-79.34	-65.60	7.15	12.82	H
	6962.8	-57.07	-13	-44.07	-79.95	-60.50	8.42	11.85	H
	3481.4	-62.09	-13	-49.09	-76.73	-68.93	5.68	12.52	V
	5222.1	-60.54	-13	-47.54	-79.54	-66.21	7.15	12.82	V
	6962.8	-57.05	-13	-44.05	-80.17	-60.48	8.42	11.85	V
NR n71 BW 20MHz Highest 1RB0,QPSK	1357	-64.72	-13	-51.72	-72.84	-67.89	4.10	9.42	H
	2035.5	-63.91	-13	-50.91	-74.42	-67.49	4.90	10.63	H
	2714	-62.45	-13	-49.45	-75.53	-67.37	5.55	12.62	H
	1357	-65.18	-13	-52.18	-73.22	-68.35	4.10	9.42	V
	2035.5	-64.19	-13	-51.19	-74.84	-67.77	4.90	10.63	V
	2714	-62.65	-13	-49.65	-75.63	-67.57	5.55	12.62	V

Remark: Spurious emissions within 30-1000MHz were found more than 20dB below limit line.

ULCA_70A-n71A (ANT2+0)									
Channel	Frequency (MHz)	ERP/EIRP (dBm)	Limit (dBm)	Over Limit (dB)	SPA. Reading (dBm)	S.G. Power (dBm)	TX Cable loss (dB)	TX Antenna Gain (dBi)	Polarization (H/V)
NR n70 BW 10MHz Lowest 1RB0,QPSK	3390	-60.48	-13	-47.48	-74.71	-67.36	5.60	12.48	H
	5085	-58.51	-13	-45.51	-78.01	-64.19	7.10	12.78	H
	6780	-57.76	-13	-44.76	-80.39	-61.15	8.38	11.77	H
	3390	-58.98	-13	-45.98	-73.22	-65.86	5.60	12.48	V
	5085	-58.71	-13	-45.71	-78.04	-64.39	7.10	12.78	V
	6780	-57.03	-13	-44.03	-80.16	-60.42	8.38	11.77	V
NR n71 BW 20MHz Lowest 1RB0,QPSK	1327	-64.50	-13	-51.50	-72.21	-67.73	3.98	9.36	H
	1990.5	-62.26	-13	-49.26	-72.33	-65.81	4.85	10.55	H
	2654	-61.29	-13	-48.29	-74.07	-66.22	5.50	12.58	H
	1327	-65.16	-13	-52.16	-72.81	-68.39	3.98	9.36	V
	1990.5	-62.65	-13	-49.65	-72.83	-66.20	4.85	10.55	V
	2654	-62.15	-13	-49.15	-74.80	-67.08	5.50	12.58	V
NR n70 BW 10MHz Middle 1RB0,QPSK	3400	-62.73	-13	-49.73	-76.94	-69.58	5.65	12.50	H
	5100	-58.30	-13	-45.30	-77.81	-63.97	7.13	12.80	H
	6800	-57.08	-13	-44.08	-79.78	-60.48	8.40	11.80	H
	3400	-62.55	-13	-49.55	-76.77	-69.40	5.65	12.50	V
	5100	-57.51	-13	-44.51	-76.83	-63.18	7.13	12.80	V
	6800	-57.14	-13	-44.14	-80.33	-60.54	8.40	11.80	V
NR n71 BW 20MHz Middle 1RB0,QPSK	1342	-64.34	-13	-51.34	-72.25	-67.59	4.00	9.40	H
	2013	-62.90	-13	-49.90	-73.18	-66.47	4.88	10.60	H
	2684	-60.98	-13	-47.98	-73.91	-65.91	5.52	12.60	H
	1342	-64.46	-13	-51.46	-72.31	-67.71	4.00	9.40	V
	2013	-61.15	-13	-48.15	-71.55	-64.72	4.88	10.60	V
	2684	-61.95	-13	-48.95	-74.76	-66.88	5.52	12.60	V
NR n70 BW 10MHz Highest 1RB0,QPSK	3408	-60.04	-13	-47.04	-74.29	-66.88	5.68	12.52	H
	5112	-56.06	-13	-43.06	-75.58	-61.73	7.15	12.82	H
	6816	-57.18	-13	-44.18	-79.89	-60.61	8.42	11.85	H
	3408	-60.38	-13	-47.38	-74.64	-67.22	5.68	12.52	V
	5112	-56.34	-13	-43.34	-75.64	-62.01	7.15	12.82	V
	6816	-56.74	-13	-43.74	-79.92	-60.17	8.42	11.85	V
NR n71 BW 20MHz Highest 1RB0,QPSK	1357	-63.86	-13	-50.86	-71.98	-67.03	4.10	9.42	H
	2035.5	-62.94	-13	-49.94	-73.45	-66.52	4.90	10.63	H
	2714	-61.57	-13	-48.57	-74.65	-66.49	5.55	12.62	H
	1357	-64.39	-13	-51.39	-72.43	-67.56	4.10	9.42	V
	2035.5	-63.37	-13	-50.37	-74.02	-66.95	4.90	10.63	V
	2714	-61.75	-13	-48.75	-74.73	-66.67	5.55	12.62	V

Remark: Spurious emissions within 30-1000MHz were found more than 20dB below limit line.

ULCA_n12A-n77A (ANT0+4) for 27Q									
Channel	Frequency (MHz)	ERP/EIRP (dBm)	Limit (dBm)	Over Limit (dB)	SPA. Reading (dBm)	S.G. Power (dBm)	TX Cable loss (dB)	TX Antenna Gain (dBi)	Polarization (H/V)
NR n12 BW 15MHz Lowest 1RB0,QPSK	1397.3	-64.88	-13	-51.88	-73.53	-68.11	3.98	9.36	H
	2096	-55.11	-13	-42.11	-66.23	-58.66	4.85	10.55	H
	2794.6	-62.50	-13	-49.50	-75.99	-67.43	5.50	12.58	H
	1397.3	-64.84	-13	-51.84	-73.40	-68.07	3.98	9.36	V
	2096	-53.74	-13	-40.74	-65.08	-57.29	4.85	10.55	V
	2794.6	-62.60	-13	-49.60	-76.01	-67.53	5.50	12.58	V
NR n77 BW 90MHz Lowest 1RB0,QPSK	6892.4	-57.41	-13	-44.41	-80.21	-60.74	8.25	11.58	H
	10338.6	-51.14	-13	-38.14	-79.91	-52.69	10.45	12.00	H
	13784.8	-48.35	-13	-35.35	-79.19	-50.06	11.74	13.45	H
	6892.4	-57.08	-13	-44.08	-80.23	-60.41	8.25	11.58	V
	10338.6	-52.56	-13	-39.56	-80.33	-54.11	10.45	12.00	V
	13784.8	-48.31	-13	-35.31	-79.14	-50.02	11.74	13.45	V
NR n12 BW 15MHz Middle 1RB0,QPSK	1401.3	-64.84	-13	-51.84	-73.53	-68.09	4.00	9.40	H
	2102	-56.42	-13	-43.42	-67.60	-59.99	4.88	10.60	H
	2802.6	-62.47	-13	-49.47	-75.98	-67.40	5.52	12.60	H
	1401.3	-64.40	-13	-51.40	-72.99	-67.65	4.00	9.40	V
	2102	-53.67	-13	-40.67	-65.08	-57.24	4.88	10.60	V
	2802.6	-62.63	-13	-49.63	-76.07	-67.56	5.52	12.60	V
NR n77 BW 90MHz Middle 1RB0,QPSK	6912.42	-57.31	-13	-44.31	-80.14	-58.83	11.98	13.50	H
	10368.63	-51.84	-13	-38.84	-80.59	-51.84	13.60	13.60	H
	13824.84	-48.61	-13	-35.61	-79.34	-48.21	15.50	15.10	H
	6912.42	-57.23	-13	-44.23	-80.37	-58.75	11.98	13.50	V
	10368.63	-52.97	-13	-39.97	-80.77	-52.97	13.60	13.60	V
	13824.84	-48.66	-13	-35.66	-79.53	-48.26	15.50	15.10	V
NR n12 BW 15MHz Highest 1RB0,QPSK	1402.6	-62.91	-13	-49.91	-71.61	-66.08	4.10	9.42	H
	2104	-55.41	-13	-42.41	-66.61	-58.99	4.90	10.63	H
	2805.3	-62.49	-13	-49.49	-76.01	-67.41	5.55	12.62	H
	1402.6	-63.70	-13	-50.70	-72.29	-66.87	4.10	9.42	V
	2104	-54.53	-13	-41.53	-65.96	-58.11	4.90	10.63	V
	2805.3	-62.34	-13	-49.34	-75.79	-67.26	5.55	12.62	V
NR n77 BW 90MHz Highest 1RB0,QPSK	6924	-57.87	-13	-44.87	-80.71	-61.17	8.32	11.62	H
	10386	-51.49	-13	-38.49	-80.23	-53.17	10.52	12.20	H
	13848	-48.61	-13	-35.61	-79.27	-50.31	11.85	13.55	H
	6924	-57.60	-13	-44.60	-80.74	-60.90	8.32	11.62	V
	10386	-52.83	-13	-39.83	-80.64	-54.51	10.52	12.20	V
	13848	-48.54	-13	-35.54	-79.44	-50.24	11.85	13.55	V

Remark: Spurious emissions within 30-1000MHz were found more than 20dB below limit line.

ULCA_n12A-n77A (ANT0+4) for 27Q									
Channel	Frequency (MHz)	ERP/EIRP (dBm)	Limit (dBm)	Over Limit (dB)	SPA. Reading (dBm)	S.G. Power (dBm)	TX Cable loss (dB)	TX Antenna Gain (dBi)	Polarization (H/V)
NR n12 BW 15MHz Middle 1RB0,QPSK	1401.3	-64.91	-13	-51.91	-73.60	-68.16	4.00	9.40	H
	2102	-56.27	-13	-43.27	-67.45	-59.84	4.88	10.60	H
	2802.6	-62.68	-13	-49.68	-76.19	-67.61	5.52	12.60	H
	1401.3	-63.96	-13	-50.96	-72.55	-67.21	4.00	9.40	V
	2102	-53.59	-13	-40.59	-65.00	-57.16	4.88	10.60	V
	2802.6	-62.53	-13	-49.53	-75.97	-67.46	5.52	12.60	V
NR n77 BW 100MHz Middle 1RB0,QPSK	6902.4	-56.54	-13	-43.54	-79.36	-58.06	11.98	13.50	H
	10353.6	-50.38	-13	-37.38	-79.14	-50.38	13.60	13.60	H
	13804.8	-47.67	-13	-34.67	-78.45	-47.27	15.50	15.10	H
	6902.4	-56.23	-13	-43.23	-79.38	-57.75	11.98	13.50	V
	10353.6	-52.25	-13	-39.25	-80.04	-52.25	13.60	13.60	V
	13804.8	-47.71	-13	-34.71	-78.56	-47.31	15.50	15.10	V

Remark: Spurious emissions within 30-1000MHz were found more than 20dB below limit line.

ULCA_n14A-n77A (ANT0+4) for 27Q									
Channel	Frequency (MHz)	ERP/EIRP (dBm)	Limit (dBm)	Over Limit (dB)	SPA. Reading (dBm)	S.G. Power (dBm)	TX Cable loss (dB)	TX Antenna Gain (dBi)	Polarization (H/V)
NR n14 BW 50MHz Lowest 1RB0,QPSK	1581.4	-64.93	-42.15	-22.78	-73.86	-68.16	3.98	9.36	H
	2372.1	-56.66	-13	-43.66	-68.45	-60.21	4.85	10.55	H
	3162.8	-61.54	-13	-48.54	-76.17	-66.47	5.50	12.58	H
	1581.4	-64.45	-42.15	-22.30	-73.13	-67.68	3.98	9.36	V
	2372.1	-58.77	-13	-45.77	-70.48	-62.32	4.85	10.55	V
	3162.8	-61.47	-13	-48.47	-75.85	-66.40	5.50	12.58	V
NR n77 BW 90MHz Lowest 1RB0,QPSK	6892.4	-57.11	-13	-44.11	-79.91	-60.44	8.25	11.58	H
	10338.6	-51.78	-13	-38.78	-80.55	-53.33	10.45	12.00	H
	13784.8	-48.53	-13	-35.53	-79.37	-50.24	11.74	13.45	H
	6892.4	-57.16	-13	-44.16	-80.31	-60.49	8.25	11.58	V
	10338.6	-52.55	-13	-39.55	-80.32	-54.10	10.45	12.00	V
	13784.8	-48.44	-13	-35.44	-79.27	-50.15	11.74	13.45	V
NR n14 BW 50MHz Middle 1RB0,QPSK	1581.4	-65.06	-42.15	-22.91	-73.99	-68.31	4.00	9.40	H
	2372.1	-56.46	-13	-43.46	-68.25	-60.03	4.88	10.60	H
	3162.8	-61.25	-13	-48.25	-75.88	-66.18	5.52	12.60	H
	1581.4	-65.29	-42.15	-23.14	-73.97	-68.54	4.00	9.40	V
	2372.1	-56.51	-13	-43.51	-68.22	-60.08	4.88	10.60	V
	3162.8	-61.17	-13	-48.17	-75.55	-66.10	5.52	12.60	V
NR n77 BW 90MHz Middle 1RB0,QPSK	6912.42	-57.52	-13	-44.52	-80.35	-59.04	11.98	13.50	H
	10368.63	-52.07	-13	-39.07	-80.82	-52.07	13.60	13.60	H
	13824.84	-48.78	-13	-35.78	-79.51	-48.38	15.50	15.10	H
	6912.42	-57.18	-13	-44.18	-80.32	-58.70	11.98	13.50	V
	10368.63	-52.78	-13	-39.78	-80.58	-52.78	13.60	13.60	V
	13824.84	-48.76	-13	-35.76	-79.63	-48.36	15.50	15.10	V
NR n14 BW 50MHz Highest 1RB0,QPSK	1582.1	-64.07	-42.15	-21.92	-72.99	-67.24	4.10	9.42	H
	2373.15	-55.63	-13	-42.63	-67.41	-59.21	4.90	10.63	H
	3164.2	-61.32	-13	-48.32	-75.95	-66.24	5.55	12.62	H
	1582.1	-64.49	-42.15	-22.34	-73.17	-67.66	4.10	9.42	V
	2373.15	-56.08	-13	-43.08	-67.79	-59.66	4.90	10.63	V
	3164.2	-61.28	-13	-48.28	-75.66	-66.20	5.55	12.62	V
NR n77 BW 90MHz Highest 1RB0,QPSK	6924	-58.00	-13	-45.00	-80.84	-61.30	8.32	11.62	H
	10386	-51.52	-13	-38.52	-80.26	-53.20	10.52	12.20	H
	13848	-49.00	-13	-36.00	-79.66	-50.70	11.85	13.55	H
	6924	-57.31	-13	-44.31	-80.45	-60.61	8.32	11.62	V
	10386	-52.44	-13	-39.44	-80.25	-54.12	10.52	12.20	V
	13848	-48.47	-13	-35.47	-79.37	-50.17	11.85	13.55	V

Remark: Spurious emissions within 30-1000MHz were found more than 20dB below limit line.

ULCA_n14A-n77A (ANT0+4) for 27Q									
Channel	Frequency (MHz)	ERP/EIRP (dBm)	Limit (dBm)	Over Limit (dB)	SPA. Reading (dBm)	S.G. Power (dBm)	TX Cable loss (dB)	TX Antenna Gain (dBi)	Polarization (H/V)
NR n14 BW 10MHz Middle 1RB0,QPSK	1577	-65.14	-42.15	-22.99	-74.05	-68.39	4.00	9.40	H
	2365.5	-55.80	-13	-42.80	-67.60	-59.37	4.88	10.60	H
	3154	-61.47	-13	-48.47	-76.06	-66.40	5.52	12.60	H
	1577	-65.28	-42.15	-23.13	-73.95	-68.53	4.00	9.40	V
	2365.5	-57.79	-13	-44.79	-69.53	-61.36	4.88	10.60	V
	3154	-61.22	-13	-48.22	-75.57	-66.15	5.52	12.60	V
NR n77 BW 100MHz Middle 1RB0,QPSK	6902.4	-57.56	-13	-44.56	-80.38	-59.08	11.98	13.50	H
	10353.6	-51.97	-13	-38.97	-80.73	-51.97	13.60	13.60	H
	13804.8	-48.55	-13	-35.55	-79.33	-48.15	15.50	15.10	H
	6902.4	-57.02	-13	-44.02	-80.17	-58.54	11.98	13.50	V
	10353.6	-52.80	-13	-39.80	-80.59	-52.80	13.60	13.60	V
	13804.8	-48.41	-13	-35.41	-79.26	-48.01	15.50	15.10	V

ULCA_n25A-n77A (ANT2+4) for 27Q									
Channel	Frequency (MHz)	ERP/EIRP (dBm)	Limit (dBm)	Over Limit (dB)	SPA. Reading (dBm)	S.G. Power (dBm)	TX Cable loss (dB)	TX Antenna Gain (dBi)	Polarization (H/V)
NR n25 BW 40MHz Lowest 1RB0,QPSK	3701	-57.50	-13	-44.50	-72.95	-64.26	5.82	12.58	H
	5551.5	-45.10	-13	-32.10	-64.60	-50.82	7.28	13.00	H
	7402	-55.73	-13	-42.73	-80.54	-58.89	8.32	11.48	H
	3701	-62.92	-13	-49.92	-78.12	-69.68	5.82	12.58	V
	5551.5	-47.57	-13	-34.57	-66.92	-53.29	7.28	13.00	V
	7402	-55.26	-13	-42.26	-80.38	-58.42	8.32	11.48	V
NR n77 BW 90MHz Lowest 1RB0,QPSK	6892.4	-57.60	-13	-44.60	-80.40	-60.93	8.25	11.58	H
	10338.6	-51.69	-13	-38.69	-80.46	-53.24	10.45	12.00	H
	13784.8	-48.52	-13	-35.52	-79.36	-50.23	11.74	13.45	H
	6892.4	-57.29	-13	-44.29	-80.44	-60.62	8.25	11.58	V
	10338.6	-52.72	-13	-39.72	-80.49	-54.27	10.45	12.00	V
	13784.8	-48.38	-13	-35.38	-79.21	-50.09	11.74	13.45	V
NR n25 BW 40MHz Middle 1RB0,QPSK	3726	-61.72	-13	-48.72	-77.24	-68.47	5.85	12.60	H
	5589	-49.70	-13	-36.70	-69.04	-55.50	7.30	13.10	H
	7452	-55.78	-13	-42.78	-80.52	-58.93	8.35	11.50	H
	3726	-62.51	-13	-49.51	-77.7	-69.26	5.85	12.60	V
	5589	-53.82	-13	-40.82	-73	-59.62	7.30	13.10	V
	7452	-55.08	-13	-42.08	-80.18	-58.23	8.35	11.50	V
NR n77 BW 90MHz Middle 1RB0,QPSK	6912.42	-57.54	-13	-44.54	-80.37	-59.06	11.98	13.50	H
	10368.63	-51.96	-13	-38.96	-80.71	-51.96	13.60	13.60	H
	13824.84	-48.85	-13	-35.85	-79.58	-48.45	15.50	15.10	H
	6912.42	-57.11	-13	-44.11	-80.25	-58.63	11.98	13.50	V
	10368.63	-52.90	-13	-39.90	-80.7	-52.90	13.60	13.60	V
	13824.84	-48.73	-13	-35.73	-79.6	-48.33	15.50	15.10	V
NR n25 BW 40MHz Highest 1RB0,QPSK	3751	-60.09	-13	-47.09	-75.69	-66.83	5.88	12.62	H
	5626.5	-49.66	-13	-36.66	-69.64	-55.47	7.32	13.13	H
	7502	-55.88	-13	-42.88	-80.55	-59.04	8.38	11.54	H
	3751	-60.12	-13	-47.12	-75.31	-66.86	5.88	12.62	V
	5626.5	-49.51	-13	-36.51	-68.63	-55.32	7.32	13.13	V
	7502	-55.20	-13	-42.20	-80.28	-58.36	8.38	11.54	V
NR n77 BW 90MHz Highest 1RB0,QPSK	6924	-58.11	-13	-45.11	-80.95	-61.41	8.32	11.62	H
	10386	-51.85	-13	-38.85	-80.59	-53.53	10.52	12.20	H
	13848	-48.71	-13	-35.71	-79.37	-50.41	11.85	13.55	H
	6924	-57.44	-13	-44.44	-80.58	-60.74	8.32	11.62	V
	10386	-52.71	-13	-39.71	-80.52	-54.39	10.52	12.20	V
	13848	-48.50	-13	-35.50	-79.4	-50.20	11.85	13.55	V

Remark: Spurious emissions within 30-1000MHz were found more than 20dB below limit line.

ULCA_n25A-n77A (ANT2+4) for 27Q									
Channel	Frequency (MHz)	ERP/EIRP (dBm)	Limit (dBm)	Over Limit (dB)	SPA. Reading (dBm)	S.G. Power (dBm)	TX Cable loss (dB)	TX Antenna Gain (dBi)	Polarization (H/V)
NR n25 BW 40MHz Middle 1RB0,QPSK	3726	-61.73	-13	-48.73	-77.25	-68.48	5.85	12.60	H
	5589	-47.06	-13	-34.06	-66.40	-52.86	7.30	13.10	H
	7452	-55.55	-13	-42.55	-80.29	-58.70	8.35	11.50	H
	3726	-61.49	-13	-48.49	-76.68	-68.24	5.85	12.60	V
	5589	-52.94	-13	-39.94	-72.12	-58.74	7.30	13.10	V
	7452	-55.17	-13	-42.17	-80.27	-58.32	8.35	11.50	V
NR n77 BW 100MHz Middle 1RB0,QPSK	6902.4	-57.36	-13	-44.36	-80.18	-58.88	11.98	13.50	H
	10353.6	-51.95	-13	-38.95	-80.71	-51.95	13.60	13.60	H
	13804.8	-48.52	-13	-35.52	-79.30	-48.12	15.50	15.10	H
	6902.4	-57.36	-13	-44.36	-80.51	-58.88	11.98	13.50	V
	10353.6	-52.74	-13	-39.74	-80.53	-52.74	13.60	13.60	V
	13804.8	-48.55	-13	-35.55	-79.4	-48.15	15.50	15.10	V

Remark: Spurious emissions within 30-1000MHz were found more than 20dB below limit line.

ULCA_n2A-n77A (ANT2+4) for 27Q									
Channel	Frequency (MHz)	ERP/EIRP (dBm)	Limit (dBm)	Over Limit (dB)	SPA. Reading (dBm)	S.G. Power (dBm)	TX Cable loss (dB)	TX Antenna Gain (dBi)	Polarization (H/V)
NR n2 BW 40MHz Lowest 1RB0,QPSK	3701.4	-60.98	-13	-47.98	-76.43	-67.74	5.82	12.58	H
	5552.1	-55.32	-13	-42.32	-74.82	-61.04	7.28	13.00	H
	7402.8	-54.95	-13	-41.95	-79.76	-58.11	8.32	11.48	H
	3701.4	-60.15	-13	-47.15	-75.35	-66.91	5.82	12.58	V
	5552.1	-56.42	-13	-43.42	-75.77	-62.14	7.28	13.00	V
	7402.8	-54.38	-13	-41.38	-79.5	-57.54	8.32	11.48	V
NR n77 BW 90MHz Lowest 1RB0,QPSK	6892.4	-57.03	-13	-44.03	-79.83	-60.36	8.25	11.58	H
	10338.6	-51.42	-13	-38.42	-80.19	-52.97	10.45	12.00	H
	13784.8	-48.09	-13	-35.09	-78.93	-49.80	11.74	13.45	H
	6892.4	-56.61	-13	-43.61	-79.76	-59.94	8.25	11.58	V
	10338.6	-52.21	-13	-39.21	-79.98	-53.76	10.45	12.00	V
	13784.8	-48.18	-13	-35.18	-79.01	-49.89	11.74	13.45	V
NR n2 BW 40MHz Middle 1RB0,QPSK	3721.4	-62.62	-13	-49.62	-78.14	-69.37	5.85	12.60	H
	5582.1	-53.48	-13	-40.48	-72.86	-59.28	7.30	13.10	H
	7442.8	-54.73	-13	-41.73	-79.49	-57.88	8.35	11.50	H
	3721.4	-62.46	-13	-49.46	-77.66	-69.21	5.85	12.60	V
	5582.1	-53.27	-13	-40.27	-72.49	-59.07	7.30	13.10	V
	7442.8	-54.58	-13	-41.58	-79.69	-57.73	8.35	11.50	V
NR n77 BW 90MHz Middle 1RB0,QPSK	6912.42	-57.17	-13	-44.17	-80.00	-58.69	11.98	13.50	H
	10368.63	-51.52	-13	-38.52	-80.27	-51.52	13.60	13.60	H
	13824.84	-48.19	-13	-35.19	-78.92	-47.79	15.50	15.10	H
	6912.42	-56.79	-13	-43.79	-79.93	-58.31	11.98	13.50	V
	10368.63	-52.53	-13	-39.53	-80.33	-52.53	13.60	13.60	V
	13824.84	-48.12	-13	-35.12	-78.99	-47.72	15.50	15.10	V
NR n2 BW 40MHz Highest 1RB0,QPSK	3741.4	-62.29	-13	-49.29	-77.86	-69.03	5.88	12.62	H
	5612.1	-58.15	-13	-45.15	-77.76	-63.96	7.32	13.13	H
	7482.8	-55.01	-13	-42.01	-79.71	-58.17	8.38	11.54	H
	3741.4	-62.92	-13	-49.92	-78.11	-69.66	5.88	12.62	V
	5612.1	-59.37	-13	-46.37	-78.5	-65.18	7.32	13.13	V
	7482.8	-54.47	-13	-41.47	-79.55	-57.63	8.38	11.54	V
NR n77 BW 90MHz Highest 1RB0,QPSK	6924	-57.43	-13	-44.43	-80.27	-60.73	8.32	11.62	H
	10386	-51.34	-13	-38.34	-80.08	-53.02	10.52	12.20	H
	13848	-48.41	-13	-35.41	-79.07	-50.11	11.85	13.55	H
	6924	-57.32	-13	-44.32	-80.46	-60.62	8.32	11.62	V
	10386	-52.53	-13	-39.53	-80.34	-54.21	10.52	12.20	V
	13848	-48.19	-13	-35.19	-79.09	-49.89	11.85	13.55	V

Remark: Spurious emissions within 30-1000MHz were found more than 20dB below limit line.

ULCA_n2A-n77A (ANT2+4) for 27Q									
Channel	Frequency (MHz)	ERP/EIRP (dBm)	Limit (dBm)	Over Limit (dB)	SPA. Reading (dBm)	S.G. Power (dBm)	TX Cable loss (dB)	TX Antenna Gain (dBi)	Polarization (H/V)
NR n2 BW 40MHz Middle 1RB0,QPSK	3721.4	-62.81	-13	-49.81	-78.33	-69.56	5.85	12.60	H
	5582.1	-48.77	-13	-35.77	-68.15	-54.57	7.30	13.10	H
	7442.8	-55.02	-13	-42.02	-79.78	-58.17	8.35	11.50	H
	3721.4	-62.37	-13	-49.37	-77.57	-69.12	5.85	12.60	V
	5582.1	-52.24	-13	-39.24	-71.46	-58.04	7.30	13.10	V
	7442.8	-54.78	-13	-41.78	-79.89	-57.93	8.35	11.50	V
NR n77 BW 100MHz Middle 1RB0,QPSK	6902.4	-57.15	-13	-44.15	-79.97	-58.67	11.98	13.50	H
	10353.6	-51.38	-13	-38.38	-80.14	-51.38	13.60	13.60	H
	13804.8	-48.05	-13	-35.05	-78.83	-47.65	15.50	15.10	H
	6902.4	-56.80	-13	-43.80	-79.95	-58.32	11.98	13.50	V
	10353.6	-52.30	-13	-39.30	-80.09	-52.30	13.60	13.60	V
	13804.8	-47.95	-13	-34.95	-78.8	-47.55	15.50	15.10	V

Remark: Spurious emissions within 30-1000MHz were found more than 20dB below limit line.

ULCA_n30A-n77A (ANT0+4) for 27Q									
Channel	Frequency (MHz)	EIRP (dBm)	Limit (dBm)	Over Limit (dB)	SPA. Reading (dBm)	S.G. Power (dBm)	TX Cable loss (dB)	TX Antenna Gain (dBi)	Polarization (H/V)
NR n30 BW 5MHz Lowest 1RB0,QPSK	4610.50	-66.27	-40	-26.27	-52.34	-72.52	6.30	12.55	H
	6915.75	-60.88	-40	-20.88	-52.46	-64.28	8.25	11.65	H
	9221.00	-55.17	-40	-15.17	-52.31	-57.52	9.50	11.85	H
	4610.50	-66.00	-40	-26.00	-52.25	-72.25	6.30	12.55	V
	6915.75	-61.93	-40	-21.93	-53.82	-65.33	8.25	11.65	V
	9221.00	-55.64	-40	-15.64	-52.32	-57.99	9.50	11.85	V
NR n77 BW 90MHz Lowest 1RB0,QPSK	6892.40	-59.58	-13	-46.58	-51.11	-62.91	8.25	11.58	H
	10338.60	-55.11	-13	-42.11	-53.29	-56.66	10.45	12.00	H
	13784.80	-52.59	-13	-39.59	-53.56	-54.30	11.74	13.45	H
	6892.40	-59.65	-13	-46.65	-51.53	-62.98	8.25	11.58	V
	10338.60	-56.18	-13	-43.18	-53.36	-57.73	10.45	12.00	V
	13784.80	-52.94	-13	-39.94	-53.90	-54.65	11.74	13.45	V
NR 30 BW 5MHz Middle 1RB0,QPSK	4615.50	-65.95	-40	-25.95	-52.05	-72.20	6.45	12.70	H
	6923.25	-60.63	-40	-20.63	-52.23	-64.03	8.40	11.80	H
	9231.00	-55.62	-40	-15.62	-52.72	-57.97	9.65	12.00	H
	4615.50	-65.88	-40	-25.88	-52.15	-72.13	6.45	12.70	V
	6912.42	-60.05	-40	-20.05	-51.94	-63.45	8.40	11.80	V
	9231.00	-56.22	-40	-16.22	-52.81	-58.57	9.65	12.00	V
NR n77 BW 90MHz Middle 1RB0,QPSK	6912.42	-60.51	-13	-47.51	-52.09	-63.81	8.30	11.60	H
	10368.63	-55.24	-13	-42.24	-53.43	-56.76	10.48	12.00	H
	13824.84	-53.18	-13	-40.18	-54.06	-54.88	11.80	13.50	H
	6912.42	-60.05	-13	-47.05	-51.94	-63.35	8.30	11.60	V
	10368.63	-56.22	-13	-43.22	-53.46	-57.74	10.48	12.00	V
	13824.84	-52.83	-13	-39.83	-53.85	-54.53	11.80	13.50	V
NR n30 BW 5MHz Highest 1RB0,QPSK	4620.5	-66.18	-40	-26.18	-52.31	-6.25	6.61	12.86	H
	6930.75	-60.86	-40	-20.86	-52.47	-3.38	8.56	11.94	H
	9241	-55.52	-40	-15.52	-52.60	-2.35	9.81	12.16	H
	4620.5	-66.29	-40	-26.29	-52.58	-6.25	6.61	12.86	V
	6930.75	-60.38	-40	-20.38	-52.28	-3.38	8.56	11.94	V
	9241	-56.18	-40	-16.18	-52.69	-2.35	9.81	12.16	V
NR n77 BW 90MHz Highest 1RB0,QPSK	6924.00	-60.26	-13	-47.26	-51.86	-63.56	8.32	11.62	H
	10386.00	-55.05	-13	-42.05	-53.25	-56.73	10.52	12.20	H
	13848.00	-52.65	-13	-39.65	-53.46	-54.35	11.85	13.55	H
	6924.00	-59.97	-13	-46.97	-51.87	-63.27	8.32	11.62	V
	10386.00	-56.03	-13	-43.03	-53.3	-57.71	10.52	12.20	V
	13848.00	-52.52	-13	-39.52	-53.57	-54.22	11.85	13.55	V

Remark: Spurious emissions within 30-1000MHz were found more than 20dB below limit line.

ULCA_n30A-n77A (ANT0+4) for 27Q									
Channel	Frequency (MHz)	EIRP (dBm)	Limit (dBm)	Over Limit (dB)	SPA. Reading (dBm)	S.G. Power (dBm)	TX Cable loss (dB)	TX Antenna Gain (dBi)	Polarization (H/V)
NR 30 BW 10MHz Middle 1RB0,QPSK	4611.00	-65.91	-40	-25.91	-51.98	-72.16	6.45	12.70	H
	6916.50	-60.84	-40	-20.84	-52.42	-64.24	8.40	11.80	H
	9222.00	-55.24	-40	-15.24	-52.38	-57.59	9.65	12.00	H
	4611.00	-65.94	-40	-25.94	-52.19	-72.19	6.45	12.70	V
	6916.50	-60.38	-40	-20.38	-52.27	-63.78	8.40	11.80	V
	9222.00	-55.82	-40	-15.82	-52.49	-58.17	9.65	12.00	V
NR n77 BW 100MHz Middle 1RB0,QPSK	6902.40	-60.16	-13	-47.16	-51.72	-63.46	8.30	11.60	H
	10353.60	-55.26	-13	-42.26	-53.44	-56.78	10.48	12.00	H
	13804.80	-52.98	-13	-39.98	-53.90	-54.68	11.80	13.50	H
	6902.40	-60.16	-13	-47.16	-52.05	-63.46	8.30	11.60	V
	10353.60	-56.18	-13	-43.18	-53.39	-57.70	10.48	12.00	V
	13804.80	-52.69	-13	-39.69	-53.68	-54.39	11.80	13.50	V

ULCA_n5A-n77A (ANT0+4) for 27Q									
Channel	Frequency (MHz)	ERP/EIRP (dBm)	Limit (dBm)	Over Limit (dB)	SPA. Reading (dBm)	S.G. Power (dBm)	TX Cable loss (dB)	TX Antenna Gain (dBi)	Polarization (H/V)
NR n5 BW 20MHz Lowest 1RB0,QPSK	1650	-63.18	-13	-50.18	-71.06	-66.41	3.98	9.36	H
	2475	-57.65	-13	-44.65	-69.41	-61.20	4.85	10.55	H
	3300	-61.64	-13	-48.64	-76.10	-66.57	5.50	12.58	H
	1650	-64.56	-13	-51.56	-72.50	-67.79	3.98	9.36	V
	2475	-52.85	-13	-39.85	-64.64	-56.40	4.85	10.55	V
	3300	-60.86	-13	-47.86	-75.24	-65.79	5.50	12.58	V
NR n77 BW 90MHz Lowest 1RB0,QPSK	6892.40	-57.16	-13	-44.16	-79.96	-60.49	8.25	11.58	H
	10338.60	-51.48	-13	-38.48	-80.25	-53.03	10.45	12.00	H
	13784.80	-48.20	-13	-35.20	-79.04	-49.91	11.74	13.45	H
	6892.40	-56.74	-13	-43.74	-79.89	-60.07	8.25	11.58	V
	10338.60	-52.65	-13	-39.65	-80.42	-54.20	10.45	12.00	V
	13784.80	-48.00	-13	-35.00	-78.83	-49.71	11.74	13.45	V
NR n5 BW 20MHz Middle 1RB0,QPSK	1654.5	-62.52	-13	-49.52	-70.31	-65.77	4.00	9.40	H
	2481.75	-56.22	-13	-43.22	-67.97	-59.79	4.88	10.60	H
	3309	-61.73	-13	-48.73	-76.16	-66.66	5.52	12.60	H
	1654.5	-64.30	-13	-51.30	-72.17	-67.55	4.00	9.40	V
	2481.75	-52.08	-13	-39.08	-63.89	-55.65	4.88	10.60	V
	3309	-60.51	-13	-47.51	-74.88	-65.44	5.52	12.60	V
NR n77 BW 90MHz Middle 1RB0,QPSK	6912.42	-57.07	-13	-44.07	-79.90	-60.37	8.30	11.60	H
	10368.63	-51.77	-13	-38.77	-80.52	-53.29	10.48	12.00	H
	13824.84	-48.47	-13	-35.47	-79.20	-50.17	11.80	13.50	H
	6912.42	-56.75	-13	-43.75	-79.89	-60.05	8.30	11.60	V
	10368.63	-52.48	-13	-39.48	-80.28	-54.00	10.48	12.00	V
	13824.84	-47.84	-13	-34.84	-78.71	-49.54	11.80	13.50	V
NR n5 BW 20MHz Highest 1RB0,QPSK	1660	-62.41	-13	-49.41	-70.08	-65.58	4.10	9.42	H
	2490	-55.72	-13	-42.72	-67.48	-59.30	4.90	10.63	H
	3320	-61.86	-13	-48.86	-76.25	-66.78	5.55	12.62	H
	1660	-64.10	-13	-51.10	-71.88	-67.27	4.10	9.42	V
	2490	-52.53	-13	-39.53	-64.37	-56.11	4.90	10.63	V
	3320	-60.77	-13	-47.77	-75.13	-65.69	5.55	12.62	V
NR n77 BW 90MHz Highest 1RB0,QPSK	6924.00	-57.31	-13	-44.31	-80.15	-60.61	8.32	11.62	H
	10386.00	-51.39	-13	-38.39	-80.13	-53.07	10.52	12.20	H
	13848.00	-48.50	-13	-35.50	-79.16	-50.20	11.85	13.55	H
	6924.00	-57.56	-13	-44.56	-80.7	-60.86	8.32	11.62	V
	10386.00	-52.09	-13	-39.09	-79.9	-53.77	10.52	12.20	V
	13848.00	-48.11	-13	-35.11	-79.01	-49.81	11.85	13.55	V

Remark: Spurious emissions within 30-1000MHz were found more than 20dB below limit line.

ULCA_n5A-n77A (ANT0+4) for 27Q									
Channel	Frequency (MHz)	ERP/EIRP (dBm)	Limit (dBm)	Over Limit (dB)	SPA. Reading (dBm)	S.G. Power (dBm)	TX Cable loss (dB)	TX Antenna Gain (dBi)	Polarization (H/V)
NR n5 BW 20MHz Middle 1RB0,QPSK	1654.5	-63.13	-13	-50.13	-70.95	-66.38	4.00	9.40	H
	2481.75	-56.49	-13	-43.49	-65.40	-60.06	4.88	10.60	H
	3309	-61.76	-13	-48.76	-75.46	-66.69	5.52	12.60	H
	1654.5	-63.98	-13	-50.98	-72.96	-67.23	4.00	9.40	V
	2481.75	-51.76	-13	-38.76	-68.02	-55.33	4.88	10.60	V
	3309	-59.35	-13	-46.35	-74.95	-64.28	5.52	12.60	V
NR n77 BW 100MHz Middle 1RB0,QPSK	6902.40	-57.38	-13	-44.38	-80.20	-60.68	8.30	11.60	H
	10353.60	-51.60	-13	-38.60	-80.36	-53.12	10.48	12.00	H
	13804.80	-48.22	-13	-35.22	-79.00	-49.92	11.80	13.50	H
	6902.40	-56.84	-13	-43.84	-79.99	-60.14	8.30	11.60	V
	10353.60	-52.36	-13	-39.36	-80.15	-53.88	10.48	12.00	V
	13804.80	-48.00	-13	-35.00	-78.85	-49.70	11.80	13.50	V

ULCA_n66A-n77A (ANT2+4) for 27Q									
Channel	Frequency (MHz)	EIRP (dBm)	Limit (dBm)	Over Limit (dB)	SPA. Reading (dBm)	S.G. Power (dBm)	TX Cable loss (dB)	TX Antenna Gain (dBi)	Polarization (H/V)
NR n66 BW 40MHz Lowest 1RB0,QPSK	3421.4	-62.22	-13	-49.22	-76.53	-6.88	5.60	12.48	H
	5132.1	-59.12	-13	-46.12	-78.67	-5.68	7.10	12.78	H
	6842.8	-57.34	-13	-44.34	-80.09	-3.39	8.38	11.77	H
	3421.4	-58.61	-13	-45.61	-72.94	-6.88	5.60	12.48	V
	5132.1	-57.54	-13	-44.54	-76.83	-5.68	7.10	12.78	V
	6842.8	-57.10	-13	-44.1	-80.27	-3.39	8.38	11.77	V
NR n77 BW 90MHz Lowest 1RB0,QPSK	6892.40	-56.62	-13	-43.62	-79.42	-59.95	8.25	11.58	H
	10338.60	-51.69	-13	-38.69	-80.46	-53.24	10.45	12.00	H
	13784.80	-48.34	-13	-35.34	-79.18	-50.05	11.74	13.45	H
	6892.40	-56.48	-13	-43.48	-79.63	-59.81	8.25	11.58	V
	10338.60	-52.43	-13	-39.43	-80.2	-53.98	10.45	12.00	V
	13784.80	-48.21	-13	-35.21	-79.04	-49.92	11.74	13.45	V
NR n66 BW 40MHz Middle 1RB0,QPSK	3452.5	-60.51	-13	-47.51	-74.97	-6.85	5.65	12.50	H
	5178.74	-60.11	-13	-47.11	-79.71	-5.67	7.13	12.80	H
	6905	-57.60	-13	-44.6	-80.42	-3.40	8.40	11.80	H
	3452.5	-58.89	-13	-45.89	-73.38	-6.85	5.65	12.50	V
	5178.74	-60.24	-13	-47.24	-79.50	-5.67	7.13	12.80	V
	6905	-56.97	-13	-43.97	-80.12	-3.40	8.40	11.80	V
NR n77 BW 90MHz Middle 1RB0,QPSK	6912.42	-57.23	-13	-44.23	-80.06	-60.53	8.30	11.60	H
	10368.63	-51.52	-13	-38.52	-80.27	-53.04	10.48	12.00	H
	13824.84	-48.31	-13	-35.31	-79.04	-50.01	11.80	13.50	H
	6912.42	-57.10	-13	-44.10	-80.24	-60.40	8.30	11.60	V
	10368.63	-52.56	-13	-39.56	-80.36	-54.08	10.48	12.00	V
	13824.84	-48.27	-13	-35.27	-79.14	-49.97	11.80	13.50	V
NR n66 BW 40MHz Highest 1RB0,QPSK	3481.4	-58.14	-13	-45.14	-72.74	-64.98	5.68	12.52	H
	5222.1	-59.98	-13	-46.98	-79.39	-65.65	7.15	12.82	H
	6962.8	-56.89	-13	-43.89	-79.77	-60.32	8.42	11.85	H
	3481.4	-55.59	-13	-42.59	-70.23	-62.43	5.68	12.52	V
	5222.1	-57.73	-13	-44.73	-76.73	-63.40	7.15	12.82	V
	6962.8	-56.50	-13	-43.50	-79.62	-59.93	8.42	11.85	V
NR n77 BW 90MHz Highest 1RB0,QPSK	6924.00	-57.51	-13	-44.51	-80.35	-60.81	8.32	11.62	H
	10386.00	-51.54	-13	-38.54	-80.28	-53.22	10.52	12.20	H
	13848.00	-48.44	-13	-35.44	-79.10	-50.14	11.85	13.55	H
	6924.00	-56.89	-13	-43.89	-80.03	-60.19	8.32	11.62	V
	10386.00	-52.20	-13	-39.20	-80.01	-53.88	10.52	12.20	V
	13848.00	-48.08	-13	-35.08	-78.98	-49.78	11.85	13.55	V

Remark: Spurious emissions within 30-1000MHz were found more than 20dB below limit line.

ULCA_n66A-n77A (ANT2+4) for 27Q									
Channel	Frequency (MHz)	EIRP (dBm)	Limit (dBm)	Over Limit (dB)	SPA. Reading (dBm)	S.G. Power (dBm)	TX Cable loss (dB)	TX Antenna Gain (dBi)	Polarization (H/V)
NR n66 BW 40MHz Middle 1RB0,QPSK	3452.5	-59.25	-13	-46.25	-73.71	-6.85	5.65	12.50	H
	5178.74	-57.14	-13	-44.14	-76.74	-5.67	7.13	12.80	H
	6905	-57.18	-13	-44.18	-80.00	-3.40	8.40	11.80	H
	3452.5	-58.89	-13	-45.89	-73.38	-6.85	5.65	12.50	V
	5178.74	-58.03	-13	-45.03	-77.29	-5.67	7.13	12.80	V
	6905	-57.24	-13	-44.24	-80.39	-3.40	8.40	11.80	V
NR n77 BW 100MHz Middle 1RB0,QPSK	6902.40	-57.64	-13	-44.64	-80.46	-60.94	8.30	11.60	H
	10353.60	-51.52	-13	-38.52	-80.28	-53.04	10.48	12.00	H
	13804.80	-48.15	-13	-35.15	-78.93	-49.85	11.80	13.50	H
	6902.40	-56.74	-13	-43.74	-79.89	-60.04	8.30	11.60	V
	10353.60	-52.41	-13	-39.41	-80.2	-53.93	10.48	12.00	V
	13804.80	-48.32	-13	-35.32	-79.17	-50.02	11.80	13.50	V

ULCA_n71A-n77A (ANT0+4) for 27Q									
Channel	Frequency (MHz)	ERP/EIRP (dBm)	Limit (dBm)	Over Limit (dB)	SPA. Reading (dBm)	S.G. Power (dBm)	TX Cable loss (dB)	TX Antenna Gain (dBi)	Polarization (H/V)
NR n71 BW 40MHz Lowest 1RB0,QPSK	1327	-64.54	-13	-51.54	-72.25	-67.77	3.98	9.36	H
	1990.5	-54.76	-13	-41.76	-64.83	-58.31	4.85	10.55	H
	2654	-62.72	-13	-49.72	-75.50	-67.65	5.50	12.58	H
	1327	-62.85	-13	-49.85	-70.50	-66.08	3.98	9.36	V
	1990.5	-54.64	-13	-41.64	-64.82	-58.19	4.85	10.55	V
	2654	-63.10	-13	-50.10	-75.75	-68.03	5.50	12.58	V
NR n77 BW 90MHz Lowest 1RB0,QPSK	6892.40	-56.93	-13	-43.93	-79.73	-60.26	8.25	11.58	H
	10338.60	-51.45	-13	-38.45	-80.22	-53.00	10.45	12.00	H
	13784.80	-48.00	-13	-35.00	-78.84	-49.71	11.74	13.45	H
	6892.40	-56.86	-13	-43.86	-80.01	-60.19	8.25	11.58	V
	10338.60	-52.24	-13	-39.24	-80.01	-53.79	10.45	12.00	V
	13784.80	-48.03	-13	-35.03	-78.86	-49.74	11.74	13.45	V
NR n71 BW 40MHz Middle 1RB0,QPSK	1342	-64.34	-13	-51.34	-72.25	-67.59	4.00	9.40	H
	2013	-54.80	-13	-41.80	-65.08	-58.37	4.88	10.60	H
	2684	-62.58	-13	-49.58	-75.51	-67.51	5.52	12.60	H
	1342	-64.29	-13	-51.29	-72.14	-67.54	4.00	9.40	V
	2013	-54.30	-13	-41.30	-64.70	-57.87	4.88	10.60	V
	2684	-62.33	-13	-49.33	-75.14	-67.26	5.52	12.60	V
NR n77 BW 90MHz Middle 1RB0,QPSK	6912.42	-57.25	-13	-44.25	-80.08	-60.55	8.30	11.60	H
	10368.63	-50.95	-13	-37.95	-79.70	-52.47	10.48	12.00	H
	13824.84	-48.47	-13	-35.47	-79.20	-50.17	11.80	13.50	H
	6912.42	-56.95	-13	-43.95	-80.09	-60.25	8.30	11.60	V
	10368.63	-52.48	-13	-39.48	-80.28	-54.00	10.48	12.00	V
	13824.84	-48.35	-13	-35.35	-79.22	-50.05	11.80	13.50	V
NR n71 BW 40MHz Highest 1RB0,QPSK	1357	-65.22	-13	-52.22	-73.34	-68.39	4.10	9.42	H
	2035.5	-56.14	-13	-43.14	-66.65	-59.72	4.90	10.63	H
	2714	-62.77	-13	-49.77	-75.85	-67.69	5.55	12.62	H
	1357	-63.57	-13	-50.57	-71.61	-66.74	4.10	9.42	V
	2035.5	-54.73	-13	-41.73	-65.38	-58.31	4.90	10.63	V
	2714	-62.68	-13	-49.68	-75.66	-67.60	5.55	12.62	V
NR n77 BW 90MHz Highest 1RB0,QPSK	6924.00	-57.50	-13	-44.50	-80.34	-60.80	8.32	11.62	H
	10386.00	-51.26	-13	-38.26	-80.00	-52.94	10.52	12.20	H
	13848.00	-48.51	-13	-35.51	-79.17	-50.21	11.85	13.55	H
	6924.00	-57.20	-13	-44.20	-80.34	-60.50	8.32	11.62	V
	10386.00	-52.29	-13	-39.29	-80.1	-53.97	10.52	12.20	V
	13848.00	-48.22	-13	-35.22	-79.12	-49.92	11.85	13.55	V

Remark: Spurious emissions within 30-1000MHz were found more than 20dB below limit line.

ULCA_n71A-n77A (ANT0+4) for 27Q									
Channel	Frequency (MHz)	ERP/EIRP (dBm)	Limit (dBm)	Over Limit (dB)	SPA. Reading (dBm)	S.G. Power (dBm)	TX Cable loss (dB)	TX Antenna Gain (dBi)	Polarization (H/V)
NR n71 BW 40MHz Middle 1RB0,QPSK	1342	-63.04	-13	-50.04	-70.95	-66.29	4.00	9.40	H
	2013	-55.12	-13	-42.12	-65.40	-58.69	4.88	10.60	H
	2684	-62.53	-13	-49.53	-75.46	-67.46	5.52	12.60	H
	1342	-65.11	-13	-52.11	-72.96	-68.36	4.00	9.40	V
	2013	-57.62	-13	-44.62	-68.02	-61.19	4.88	10.60	V
	2684	-62.14	-13	-49.14	-74.95	-67.07	5.52	12.60	V
NR n77 BW 100MHz Middle 1RB0,QPSK	6902.40	-56.79	-13	-43.79	-79.61	-60.09	8.30	11.60	H
	10353.60	-51.48	-13	-38.48	-80.24	-53.00	10.48	12.00	H
	13804.80	-48.15	-13	-35.15	-78.93	-49.85	11.80	13.50	H
	6902.40	-56.39	-13	-43.39	-79.54	-59.69	8.30	11.60	V
	10353.60	-52.58	-13	-39.58	-80.37	-54.10	10.48	12.00	V
	13804.80	-48.27	-13	-35.27	-79.12	-49.97	11.80	13.50	V

ULCA_n12A-n77A (ANT0+4) for 27O									
Channel	Frequency (MHz)	ERP/EIRP (dBm)	Limit (dBm)	Over Limit (dB)	SPA. Reading (dBm)	S.G. Power (dBm)	TX Cable loss (dB)	TX Antenna Gain (dBi)	Polarization (H/V)
NR n12 BW 15MHz Lowest 1RB0,QPSK	1397.3	-62.78	-13	-49.78	-71.43	-66.01	3.98	9.36	H
	2096	-49.70	-13	-36.70	-60.82	-53.25	4.85	10.55	H
	2794.6	-61.92	-13	-48.92	-75.41	-66.85	5.50	12.58	H
	1397.3	-64.56	-13	-51.56	-73.12	-67.79	3.98	9.36	V
	2096	-52.81	-13	-39.81	-64.15	-56.36	4.85	10.55	V
	2794.6	-62.00	-13	-49.00	-75.41	-66.93	5.50	12.58	V
NR n77 BW 100MHz Lowest 1RB0,QPSK	7402.40	-54.71	-13	-41.71	-79.52	-58.04	8.25	11.58	H
	11103.60	-50.04	-13	-37.04	-79.71	-51.59	10.45	12.00	H
	14804.80	-46.57	-13	-33.57	-78.83	-48.28	11.74	13.45	H
	7402.40	-54.00	-13	-41.00	-79.12	-57.33	8.25	11.58	V
	11103.60	-50.21	-13	-37.21	-79.61	-51.76	10.45	12.00	V
	14804.80	-44.77	-13	-31.77	-79.21	-46.48	11.74	13.45	V
NR n12 BW 15MHz Middle 1RB0,QPSK	1401.3	-62.70	-13	-49.70	-71.39	-65.95	4.00	9.40	H
	2102	-51.17	-13	-38.17	-62.35	-54.74	4.88	10.60	H
	2802.6	-62.21	-13	-49.21	-75.72	-67.14	5.52	12.60	H
	1401.3	-62.85	-13	-49.85	-71.44	-66.10	4.00	9.40	V
	2102	-51.77	-13	-38.77	-63.18	-55.34	4.88	10.60	V
	2802.6	-62.26	-13	-49.26	-75.70	-67.19	5.52	12.60	V
NR n77 BW 100MHz Middle 1RB0,QPSK	7582.36	-54.39	-13	-41.39	-78.87	-57.69	8.30	11.60	H
	11373.54	-48.87	-13	-35.87	-79.76	-50.39	10.48	12.00	H
	15164.72	-45.75	-13	-32.75	-79.08	-47.45	11.80	13.50	H
	7582.36	-54.34	-13	-41.34	-79.3	-57.64	8.30	11.60	V
	11373.54	-48.91	-13	-35.91	-79.76	-50.43	10.48	12.00	V
	15164.72	-44.41	-13	-31.41	-79.32	-46.11	11.80	13.50	V
NR n12 BW 15MHz Highest 1RB0,QPSK	1402.6	-63.28	-13	-50.28	-71.98	-66.45	4.10	9.42	H
	2104	-50.18	-13	-37.18	-61.38	-53.76	4.90	10.63	H
	2805.3	-62.31	-13	-49.31	-75.83	-67.23	5.55	12.62	H
	1402.6	-61.47	-13	-48.47	-70.06	-64.64	4.10	9.42	V
	2104	-51.08	-13	-38.08	-62.51	-54.66	4.90	10.63	V
	2805.3	-62.46	-13	-49.46	-75.91	-67.38	5.55	12.62	V
NR n77 BW 100MHz Highest 1RB0,QPSK	7762.40	-55.01	-13	-42.01	-79.01	-58.31	8.32	11.62	H
	11643.60	-47.88	-13	-34.88	-79.18	-49.56	10.52	12.20	H
	15524.80	-44.90	-13	-31.90	-78.86	-46.60	11.85	13.55	H
	7762.40	-54.37	-13	-41.37	-79.02	-57.67	8.32	11.62	V
	11643.60	-48.34	-13	-35.34	-79.6	-50.02	10.52	12.20	V
	15524.80	-45.33	-13	-32.33	-79.12	-47.03	11.85	13.55	V

Remark: Spurious emissions within 30-1000MHz were found more than 20dB below limit line.

ULCA_n14A-n77A (ANT0+4) for 27O									
Channel	Frequency (MHz)	ERP/EIRP (dBm)	Limit (dBm)	Over Limit (dB)	SPA. Reading (dBm)	S.G. Power (dBm)	TX Cable loss (dB)	TX Antenna Gain (dBi)	Polarization (H/V)
NR n14 BW 5MHz Lowest 1RB0,QPSK	1572.1	-63.80	-42.15	-21.65	-72.71	-67.03	3.98	9.36	H
	2358.15	-57.15	-13	-44.15	-68.97	-60.70	4.85	10.55	H
	3144.2	-60.91	-13	-47.91	-75.46	-65.84	5.50	12.58	H
	1572.1	-63.48	-42.15	-21.33	-72.16	-66.71	3.98	9.36	V
	2358.15	-56.03	-13	-43.03	-67.81	-59.58	4.85	10.55	V
	3144.2	-61.32	-13	-48.32	-75.65	-66.25	5.50	12.58	V
NR n77 BW 100MHz Lowest 1RB0,QPSK	7402.40	-54.83	-13	-41.83	-79.64	-58.16	8.25	11.58	H
	11103.60	-50.38	-13	-37.38	-80.05	-51.93	10.45	12.00	H
	14804.80	-46.99	-13	-33.99	-79.25	-48.70	11.74	13.45	H
	7402.40	-54.26	-13	-41.26	-79.38	-57.59	8.25	11.58	V
	11103.60	-50.61	-13	-37.61	-80.01	-52.16	10.45	12.00	V
	14804.80	-44.58	-13	-31.58	-79.02	-46.29	11.74	13.45	V
NR n14 BW 5MHz Middle 1RB0,QPSK	1581.4	-63.24	-42.15	-21.09	-72.17	-66.49	4.00	9.40	H
	2372.1	-56.51	-13	-43.51	-68.30	-60.08	4.88	10.60	H
	3162.8	-60.86	-13	-47.86	-75.49	-65.79	5.52	12.60	H
	1581.4	-63.13	-42.15	-20.98	-71.81	-66.38	4.00	9.40	V
	2372.1	-56.27	-13	-43.27	-67.98	-59.84	4.88	10.60	V
	3162.8	-60.93	-13	-47.93	-75.31	-65.86	5.52	12.60	V
NR n77 BW 100MHz Middle 1RB0,QPSK	7582.36	-55.06	-13	-42.06	-79.54	-58.36	8.30	11.60	H
	11373.54	-49.57	-13	-36.57	-80.46	-51.09	10.48	12.00	H
	15164.72	-46.50	-13	-33.50	-79.83	-48.20	11.80	13.50	H
	7582.36	-54.73	-13	-41.73	-79.69	-58.03	8.30	11.60	V
	11373.54	-49.53	-13	-36.53	-80.38	-51.05	10.48	12.00	V
	15164.72	-44.55	-13	-31.55	-79.46	-46.25	11.80	13.50	V
NR n14 BW 5MHz Highest 1RB0,QPSK	1582.1	-64.08	-42.15	-21.93	-73.00	-67.25	4.10	9.42	H
	2373.15	-55.83	-13	-42.83	-67.61	-59.41	4.90	10.63	H
	3164.2	-60.93	-13	-47.93	-75.56	-65.85	5.55	12.62	H
	1582.1	-63.93	-42.15	-21.78	-72.61	-67.10	4.10	9.42	V
	2373.15	-54.87	-13	-41.87	-66.58	-58.45	4.90	10.63	V
	3164.2	-61.31	-13	-48.31	-75.69	-66.23	5.55	12.62	V
NR n77 BW 100MHz Highest 1RB0,QPSK	7762.40	-55.20	-13	-42.20	-51.25	-58.50	8.32	11.62	H
	11643.60	-48.64	-13	-35.64	-53.87	-50.32	10.52	12.20	H
	15524.80	-45.37	-13	-32.37	-53.78	-47.07	11.85	13.55	H
	7762.40	-54.53	-13	-41.53	-51.26	-57.83	8.32	11.62	V
	11643.60	-48.72	-13	-35.72	-53.76	-50.40	10.52	12.20	V
	15524.80	-45.13	-13	-32.13	-54.11	-46.83	11.85	13.55	V

Remark: Spurious emissions within 30-1000MHz were found more than 20dB below limit line.

ULCA_n14A-n77A (ANT0+4) for 27O									
Channel	Frequency (MHz)	ERP/EIRP (dBm)	Limit (dBm)	Over Limit (dB)	SPA. Reading (dBm)	S.G. Power (dBm)	TX Cable loss (dB)	TX Antenna Gain (dBi)	Polarization (H/V)
NR n14 BW 10MHz Middle 1RB0,QPSK	1577	-62.83	-42.15	-20.68	-71.74	-66.08	4.00	9.40	H
	2365.5	-58.15	-13	-45.15	-69.95	-61.72	4.88	10.60	H
	3154	-60.95	-13	-47.95	-75.54	-65.88	5.52	12.60	H
	1577	-62.77	-42.15	-20.62	-71.44	-66.02	4.00	9.40	V
	2365.5	-57.72	-13	-44.72	-69.46	-61.29	4.88	10.60	V
	3154	-60.95	-13	-47.95	-75.30	-65.88	5.52	12.60	V
NR n77 BW 100MHz Middle 1RB0,QPSK	7582.36	-55.03	-13	-42.03	-79.51	-58.33	8.30	11.60	H
	11373.54	-49.54	-13	-36.54	-80.43	-51.06	10.48	12.00	H
	15164.72	-46.02	-13	-33.02	-79.35	-47.72	11.80	13.50	H
	7582.36	-54.62	-13	-41.62	-79.58	-57.92	8.30	11.60	V
	11373.54	-49.35	-13	-36.35	-80.2	-50.87	10.48	12.00	V
	15164.72	-44.67	-13	-31.67	-79.58	-46.37	11.80	13.50	V

ULCA_n25A-n77A (ANT2+4) for 27O									
Channel	Frequency (MHz)	EIRP (dBm)	Limit (dBm)	Over Limit (dB)	SPA. Reading (dBm)	S.G. Power (dBm)	TX Cable loss (dB)	TX Antenna Gain (dBi)	Polarization (H/V)
NR n25 BW 40MHz Lowest 1RB0,QPSK	3701	-33.35	-13	-20.35	-48.80	-40.11	5.82	12.58	H
	5551.5	-43.85	-13	-30.85	-63.35	-49.57	7.28	13.00	H
	7402	-54.73	-13	-41.73	-79.54	-57.89	8.32	11.48	H
	3701	-35.66	-13	-22.66	-50.86	-42.42	5.82	12.58	V
	5551.5	-46.70	-13	-33.70	-66.05	-52.42	7.28	13.00	V
	7402	-54.46	-13	-41.46	-79.58	-57.62	8.32	11.48	V
NR n77 BW 100MHz Lowest 1RB0,QPSK	7402.50	-54.73	-13	-41.73	-79.54	-58.06	8.25	11.58	H
	11103.60	-50.47	-13	-37.47	-80.14	-52.02	10.45	12.00	H
	14804.80	-46.74	-13	-33.74	-79.00	-48.45	11.74	13.45	H
	7402.50	-54.74	-13	-41.74	-79.86	-58.07	8.25	11.58	V
	11103.60	-50.39	-13	-37.39	-79.79	-51.94	10.45	12.00	V
	14804.80	-44.89	-13	-31.89	-79.33	-46.60	11.74	13.45	V
NR n25 BW 40MHz Middle 1RB0,QPSK	3726	-59.66	-13	-46.66	-75.18	-66.41	5.85	12.60	H
	5589	-49.44	-13	-36.44	-68.78	-55.24	7.30	13.10	H
	7452	-54.95	-13	-41.95	-79.69	-58.10	8.35	11.50	H
	3726	-57.27	-13	-44.27	-72.46	-64.02	5.85	12.60	V
	5589	-55.87	-13	-42.87	-75.05	-61.67	7.30	13.10	V
	7452	-54.64	-13	-41.64	-79.74	-57.79	8.35	11.50	V
NR n77 BW 100MHz Middle 1RB0,QPSK	7582.36	-55.13	-13	-42.13	-79.61	-58.43	8.30	11.60	H
	11373.54	-49.31	-13	-36.31	-80.20	-50.83	10.48	12.00	H
	15164.72	-46.06	-13	-33.06	-79.39	-47.76	11.80	13.50	H
	7582.36	-54.82	-13	-41.82	-79.78	-58.12	8.30	11.60	V
	11373.54	-49.31	-13	-36.31	-80.16	-50.83	10.48	12.00	V
	15164.72	-44.64	-13	-31.64	-79.55	-46.34	11.80	13.50	V
NR n25 BW 40MHz Highest 1RB0,QPSK	3751	-61.76	-13	-48.76	-77.36	-68.50	5.88	12.62	H
	5626.5	-48.35	-13	-35.35	-68.33	-54.16	7.32	13.13	H
	7502	-55.35	-13	-42.35	-80.02	-58.51	8.38	11.54	H
	3751	-61.97	-13	-48.97	-77.16	-68.71	5.88	12.62	V
	5626.5	-56.83	-13	-43.83	-75.95	-62.64	7.32	13.13	V
	7502	-54.93	-13	-41.93	-80.01	-58.09	8.38	11.54	V
NR n77 BW 100MHz Highest 1RB0,QPSK	7762.40	-55.27	-13	-42.27	-79.27	-58.57	8.32	11.62	H
	11643.60	-48.76	-13	-35.76	-80.06	-50.44	10.52	12.20	H
	15524.80	-45.17	-13	-32.17	-79.13	-46.87	11.85	13.55	H
	7762.40	-54.61	-13	-41.61	-79.26	-57.91	8.32	11.62	V
	11643.60	-48.64	-13	-35.64	-79.9	-50.32	10.52	12.20	V
	15524.80	-45.46	-13	-32.46	-79.25	-47.16	11.85	13.55	V

Remark: Spurious emissions within 30-1000MHz were found more than 20dB below limit line.

ULCA_n2A-n77A (ANT2+4) for 27O									
Channel	Frequency (MHz)	EIRP (dBm)	Limit (dBm)	Over Limit (dB)	SPA. Reading (dBm)	S.G. Power (dBm)	TX Cable loss (dB)	TX Antenna Gain (dBi)	Polarization (H/V)
NR n2 BW 40MHz Lowest 1RB0,QPSK	3701.4	-61.99	-13	-48.99	-77.44	-68.75	5.82	12.58	H
	5552.1	-52.03	-13	-39.03	-71.53	-57.75	7.28	13.00	H
	7402.8	-55.18	-13	-42.18	-79.99	-58.34	8.32	11.48	H
	3701.4	-61.57	-13	-48.57	-76.77	-68.33	5.82	12.58	V
	5552.1	-51.23	-13	-38.23	-70.58	-56.95	7.28	13.00	V
	7402.8	-55.29	-13	-42.29	-80.41	-58.45	8.32	11.48	V
NR n77 BW 100MHz Lowest 1RB0,QPSK	7402.40	-55.41	-13	-42.41	-80.22	-58.74	8.25	11.58	H
	11103.60	-50.44	-13	-37.44	-80.11	-51.99	10.45	12.00	H
	14804.80	-47.13	-13	-34.13	-79.39	-48.84	11.74	13.45	H
	7402.40	-54.79	-13	-41.79	-79.91	-58.12	8.25	11.58	V
	11103.60	-50.83	-13	-37.83	-80.23	-52.38	10.45	12.00	V
	14804.80	-45.12	-13	-32.12	-79.56	-46.83	11.74	13.45	V
NR n2 BW 40MHz Middle 1RB0,QPSK	3721.4	-56.66	-13	-43.66	-72.18	-63.41	5.85	12.60	H
	5582.1	-50.47	-13	-37.47	-69.85	-56.27	7.30	13.10	H
	7442.8	-55.65	-13	-42.65	-80.41	-58.80	8.35	11.50	H
	3721.4	-54.27	-13	-41.27	-69.47	-61.02	5.85	12.60	V
	5582.1	-56.93	-13	-43.93	-76.15	-62.73	7.30	13.10	V
	7442.8	-55.01	-13	-42.01	-80.12	-58.16	8.35	11.50	V
NR n77 BW 100MHz Middle 1RB0,QPSK	7582.36	-55.19	-13	-42.19	-79.67	-58.49	8.30	11.60	H
	11373.54	-49.45	-13	-36.45	-80.34	-50.97	10.48	12.00	H
	15164.72	-46.47	-13	-33.47	-79.80	-48.17	11.80	13.50	H
	7582.36	-55.01	-13	-42.01	-79.97	-58.31	8.30	11.60	V
	11373.54	-49.67	-13	-36.67	-80.52	-51.19	10.48	12.00	V
	15164.72	-44.97	-13	-31.97	-79.88	-46.67	11.80	13.50	V
NR n2 BW 40MHz Highest 1RB0,QPSK	3741.4	-57.84	-13	-44.84	-73.41	-64.58	5.88	12.62	H
	5612.1	-46.21	-13	-33.21	-65.82	-52.02	7.32	13.13	H
	7482.8	-55.57	-13	-42.57	-80.27	-58.73	8.38	11.54	H
	3741.4	-61.78	-13	-48.78	-76.97	-68.52	5.88	12.62	V
	5612.1	-57.14	-13	-44.14	-76.27	-62.95	7.32	13.13	V
	7482.8	-54.93	-13	-41.93	-80.01	-58.09	8.38	11.54	V
NR n77 BW 100MHz Highest 1RB0,QPSK	7762.40	-55.47	-13	-42.47	-79.47	-58.77	8.32	11.62	H
	11643.60	-48.58	-13	-35.58	-79.88	-50.26	10.52	12.20	H
	15524.80	-45.27	-13	-32.27	-79.23	-46.97	11.85	13.55	H
	7762.40	-54.92	-13	-41.92	-79.57	-58.22	8.32	11.62	V
	11643.60	-48.80	-13	-35.80	-80.06	-50.48	10.52	12.20	V
	15524.80	-45.62	-13	-32.62	-79.41	-47.32	11.85	13.55	V

Remark: Spurious emissions within 30-1000MHz were found more than 20dB below limit line.

ULCA_n30A-n77A (ANT2+4) for 27O									
Channel	Frequency (MHz)	EIRP (dBm)	Limit (dBm)	Over Limit (dB)	SPA. Reading (dBm)	S.G. Power (dBm)	TX Cable loss (dB)	TX Antenna Gain (dBi)	Polarization (H/V)
NR n30 BW 5MHz Lowest 1RB0,QPSK	4610.50	-65.36	-40	-25.36	-51.43	-71.61	6.30	12.55	H
	6915.75	-60.12	-40	-20.12	-51.70	-63.52	8.25	11.65	H
	9221.00	-55.45	-40	-15.45	-52.59	-57.80	9.50	11.85	H
	4610.50	-65.30	-40	-25.30	-51.55	-71.55	6.30	12.55	V
	6915.75	-60.48	-40	-20.48	-52.37	-63.88	8.25	11.65	V
	9221.00	-56.12	-40	-16.12	-52.8	-58.47	9.50	11.85	V
NR n77 BW 100MHz Lowest 1RB0,QPSK	7402.40	-58.33	-40	-18.33	-51.82	-61.66	8.25	11.58	H
	11103.60	-53.60	-40	-13.60	-53.43	-55.15	10.45	12.00	H
	14804.80	-52.30	-40	-12.30	-54.67	-54.01	11.74	13.45	H
	7402.40	-57.76	-40	-17.76	-51.56	-61.09	8.25	11.58	V
	11103.60	-54.11	-40	-14.11	-53.67	-55.66	10.45	12.00	V
	14804.80	-49.88	-40	-9.88	-54.43	-51.59	11.74	13.45	V
NR n30 BW 5MHz Middle 1RB0,QPSK	4615.50	-65.20	-40	-25.20	-51.30	-71.45	6.45	12.70	H
	6923.25	-60.31	-40	-20.31	-51.91	-63.71	8.40	11.80	H
	9231.00	-55.97	-40	-15.97	-53.07	-58.32	9.65	12.00	H
	4615.50	-65.32	-40	-25.32	-51.59	-71.57	6.45	12.70	V
	6923.25	-59.75	-40	-19.75	-51.65	-63.15	8.40	11.80	V
	9231.00	-56.41	-40	-16.41	-53	-58.76	9.65	12.00	V
NR n77 BW 100MHz Middle 1RB0,QPSK	7582.36	-58.98	-40	-18.98	-52.16	-62.28	8.30	11.60	H
	11373.54	-53.03	-40	-13.03	-54.04	-54.55	10.48	12.00	H
	15164.72	-51.61	-40	-11.61	-55.01	-53.31	11.80	13.50	H
	7582.36	-58.55	-40	-18.55	-52.21	-61.85	8.30	11.60	V
	11373.54	-53.39	-40	-13.39	-54.36	-54.91	10.48	12.00	V
	15164.72	-49.82	-40	-9.82	-54.80	-51.52	11.80	13.50	V
NR n30 BW 5MHz Highest 1RB0,QPSK	4620.5	-65.68	-40	40.00	-51.81	-6.25	6.61	12.86	H
	6930.75	-60.71	-40	40.00	-52.32	-3.38	8.56	11.94	H
	9241	-55.82	-40	40.00	-52.90	-2.35	9.81	12.16	H
	4620.50	-64.77	-40	-24.77	-51.06	-71.02	6.61	12.86	V
	6930.75	-60.44	-40	-20.44	-52.34	-63.82	8.56	11.94	V
	9241.00	-56.44	-40	-16.44	-52.95	-58.79	9.81	12.16	V
NR n77 BW 100MHz Highest 1RB0,QPSK	7762.40	-58.66	-40	-18.66	-51.47	-61.96	8.32	11.62	H
	11643.60	-53.02	-40	-13.02	-54.41	-54.70	10.52	12.20	H
	15524.80	-50.20	-40	-10.20	-54.18	-51.90	11.85	13.55	H
	7762.40	-58.11	-40	-18.11	-51.57	-61.41	8.32	11.62	V
	11643.60	-52.83	-40	-12.83	-54.18	-54.51	10.52	12.20	V
	15524.80	-50.65	-40	-10.65	-54.46	-52.35	11.85	13.55	V

Remark: Spurious emissions within 30-1000MHz were found more than 20dB below limit line.

ULCA_n30A-n77A (ANT2+4) for 27O									
Channel	Frequency (MHz)	EIRP (dBm)	Limit (dBm)	Over Limit (dB)	SPA. Reading (dBm)	S.G. Power (dBm)	TX Cable loss (dB)	TX Antenna Gain (dBi)	Polarization (H/V)
NR n30 BW 10MHz Middle 1RB0,QPSK	4611.00	-65.43	-40	-25.43	-51.50	-71.68	6.45	12.70	H
	6916.50	-61.19	-40	-21.19	-52.77	-64.59	8.40	11.80	H
	9222.00	-55.97	-40	-15.97	-53.11	-58.32	9.65	12.00	H
	4611.00	-65.07	-40	-25.07	-51.32	-71.32	6.45	12.70	V
	6916.50	-60.27	-40	-20.27	-52.16	-63.67	8.40	11.80	V
	9222.00	-56.55	-40	-16.55	-53.22	-58.90	9.65	12.00	V
NR n77 BW 100MHz Middle 1RB0,QPSK	7582.36	-58.48	-40	-18.48	-51.66	-61.78	8.30	11.60	H
	11373.54	-53.27	-40	-13.27	-54.28	-54.79	10.48	12.00	H
	15164.72	-51.73	-40	-11.73	-55.13	-53.43	11.80	13.50	H
	7582.36	-58.35	-40	-18.35	-52.01	-61.65	8.30	11.60	V
	11373.54	-53.65	-40	-13.65	-54.62	-55.17	10.48	12.00	V
	15164.72	-50.07	-40	-10.07	-55.05	-51.77	11.80	13.50	V

Remark: Spurious emissions within 30-1000MHz were found more than 20dB below limit line.

ULCA_n5A-n77A (ANT0+4) for 27O									
Channel	Frequency (MHz)	ERP/EIRP (dBm)	Limit (dBm)	Over Limit (dB)	SPA. Reading (dBm)	S.G. Power (dBm)	TX Cable loss (dB)	TX Antenna Gain (dBi)	Polarization (H/V)
NR n5 BW 20MHz Lowest 1RB0,QPSK	1650	-60.74	-13	-47.74	-68.62	-63.97	3.98	9.36	H
	2475	-54.45	-13	-41.45	-66.21	-58.00	4.85	10.55	H
	3300	-61.06	-13	-48.06	-75.52	-65.99	5.50	12.58	H
	1650	-63.28	-13	-50.28	-71.22	-66.51	3.98	9.36	V
	2475	-57.95	-13	-44.95	-69.74	-61.50	4.85	10.55	V
	3300	-61.59	-13	-48.59	-75.97	-66.52	5.50	12.58	V
NR n77 BW 100MHz Lowest 1RB0,QPSK	7402.40	-54.76	-13	-41.76	-79.57	-58.09	8.25	11.58	H
	11103.60	-50.01	-13	-37.01	-79.68	-51.56	10.45	12.00	H
	14804.80	-46.79	-13	-33.79	-79.05	-48.50	11.74	13.45	H
	7402.40	-54.51	-13	-41.51	-79.63	-57.84	8.25	11.58	V
	11103.60	-50.31	-13	-37.31	-79.71	-51.86	10.45	12.00	V
	14804.80	-44.19	-13	-31.19	-78.63	-45.90	11.74	13.45	V
NR n5 BW 20MHz Middle 1RB0,QPSK	1654.5	-61.38	-13	-48.38	-69.17	-64.63	4.00	9.40	H
	2481.75	-54.03	-13	-41.03	-65.78	-57.60	4.88	10.60	H
	3309	-61.58	-13	-48.58	-76.01	-66.51	5.52	12.60	H
	1654.5	-63.86	-13	-50.86	-71.73	-67.11	4.00	9.40	V
	2481.75	-58.41	-13	-45.41	-70.22	-61.98	4.88	10.60	V
	3309	-61.57	-13	-48.57	-75.94	-66.50	5.52	12.60	V
NR n77 BW 100MHz Middle 1RB0,QPSK	7582.36	-54.36	-13	-41.36	-78.84	-57.66	8.30	11.60	H
	11373.54	-48.40	-13	-35.40	-79.29	-49.92	10.48	12.00	H
	15164.72	-45.39	-13	-32.39	-78.72	-47.09	11.80	13.50	H
	7582.36	-53.81	-13	-40.81	-78.77	-57.11	8.30	11.60	V
	11373.54	-48.51	-13	-35.51	-79.36	-50.03	10.48	12.00	V
	15164.72	-44.04	-13	-31.04	-78.95	-45.74	11.80	13.50	V
NR n5 BW 20MHz Highest 1RB0,QPSK	1660	-61.49	-13	-48.49	-69.16	-64.66	4.10	9.42	H
	2490	-56.66	-13	-43.66	-68.42	-60.24	4.90	10.63	H
	3320	-61.60	-13	-48.60	-75.99	-66.52	5.55	12.62	H
	1660	-65.07	-13	-52.07	-72.85	-68.24	4.10	9.42	V
	2490	-58.92	-13	-45.92	-70.76	-62.50	4.90	10.63	V
	3320	-61.75	-13	-48.75	-76.11	-66.67	5.55	12.62	V
NR n77 BW 100MHz Highest 1RB0,QPSK	7762.40	-54.89	-13	-41.89	-78.89	-58.19	8.32	11.62	H
	11643.60	-48.23	-13	-35.23	-79.53	-49.91	10.52	12.20	H
	15524.80	-45.22	-13	-32.22	-79.18	-46.92	11.85	13.55	H
	7762.40	-54.27	-13	-41.27	-78.92	-57.57	8.32	11.62	V
	11643.60	-48.08	-13	-35.08	-79.34	-49.76	10.52	12.20	V
	15524.80	-45.18	-13	-32.18	-78.97	-46.88	11.85	13.55	V

Remark: Spurious emissions within 30-1000MHz were found more than 20dB below limit line.

ULCA_n66A-n77A (ANT2+4) for 27O									
Channel	Frequency (MHz)	EIRP (dBm)	Limit (dBm)	Over Limit (dB)	SPA. Reading (dBm)	S.G. Power (dBm)	TX Cable loss (dB)	TX Antenna Gain (dBi)	Polarization (H/V)
NR n66 BW 40MHz Lowest 1RB0,QPSK	3421.4	-62.24	-13	-49.24	-76.55	-69.12	5.60	12.48	H
	5132.1	-58.95	-13	-45.95	-78.50	-64.63	7.10	12.78	H
	6842.8	-57.77	-13	-44.77	-80.52	-61.16	8.38	11.77	H
	3421.4	-62.56	-13	-49.56	-76.89	-69.44	5.60	12.48	V
	5132.1	-59.45	-13	-46.45	-78.74	-65.13	7.10	12.78	V
	6842.8	-57.42	-13	-44.42	-80.59	-60.81	8.38	11.77	V
NR n77 BW 100MHz Lowest 1RB0,QPSK	7402.40	-55.27	-13	-42.27	-80.08	-58.60	8.25	11.58	H
	11103.60	-50.23	-13	-37.23	-79.90	-51.78	10.45	12.00	H
	14804.80	-47.10	-13	-34.10	-79.36	-48.81	11.74	13.45	H
	7402.40	-54.62	-13	-41.62	-79.74	-57.95	8.25	11.58	V
	11103.60	-50.35	-13	-37.35	-79.75	-51.90	10.45	12.00	V
	14804.80	-44.60	-13	-31.60	-79.04	-46.31	11.74	13.45	V
NR n66 BW 40MHz Middle 1RB0,QPSK	3452.5	-57.46	-13	-44.46	-71.92	-64.31	5.65	12.50	H
	5178.74	-56.78	-13	-43.78	-76.38	-62.45	7.13	12.80	H
	6905	-57.25	-13	-44.25	-80.07	-60.65	8.40	11.80	H
	3452.5	-60.23	-13	-47.23	-74.72	-67.08	5.65	12.50	V
	5178.74	-55.99	-13	-42.99	-75.25	-61.66	7.13	12.80	V
	6905	-56.96	-13	-43.96	-80.11	-60.36	8.40	11.80	V
NR n77 BW 100MHz Middle 1RB0,QPSK	7582.36	-55.16	-13	-42.16	-79.64	-58.46	8.30	11.60	H
	11373.54	-49.48	-13	-36.48	-80.37	-51.00	10.48	12.00	H
	15164.72	-46.50	-13	-33.50	-79.83	-48.20	11.80	13.50	H
	7582.36	-54.54	-13	-41.54	-79.5	-57.84	8.30	11.60	V
	11373.54	-49.37	-13	-36.37	-80.22	-50.89	10.48	12.00	V
	15164.72	-44.59	-13	-31.59	-79.50	-46.29	11.80	13.50	V
NR n66 BW 40MHz Highest 1RB0,QPSK	3481.4	-61.79	-13	-48.79	-76.39	-68.63	5.68	12.52	H
	5222.1	-59.90	-13	-46.90	-79.31	-65.57	7.15	12.82	H
	6962.8	-56.66	-13	-43.66	-79.54	-60.09	8.42	11.85	H
	3481.4	-61.58	-13	-48.58	-76.22	-68.42	5.68	12.52	V
	5222.5	-57.99	-13	-44.99	-76.99	-63.66	7.15	12.82	V
	6962.8	-56.88	-13	-43.88	-80	-60.31	8.42	11.85	V
NR n77 BW 100MHz Highest 1RB0,QPSK	7762.40	-55.23	-13	-42.23	-79.23	-58.53	8.32	11.62	H
	11643.60	-47.97	-13	-34.97	-79.27	-49.65	10.52	12.20	H
	15524.80	-45.39	-13	-32.39	-79.35	-47.09	11.85	13.55	H
	7762.40	-54.48	-13	-41.48	-79.13	-57.78	8.32	11.62	V
	11643.60	-48.22	-13	-35.22	-79.48	-49.90	10.52	12.20	V
	15524.80	-45.45	-13	-32.45	-79.24	-47.15	11.85	13.55	V

Remark: Spurious emissions within 30-1000MHz were found more than 20dB below limit line.

ULCA_n71A-n77A (ANT0+4) for 27O									
Channel	Frequency (MHz)	ERP/EIRP (dBm)	Limit (dBm)	Over Limit (dB)	SPA. Reading (dBm)	S.G. Power (dBm)	TX Cable loss (dB)	TX Antenna Gain (dBi)	Polarization (H/V)
NR n71 BW 20MHz Lowest 1RB0,QPSK	1327	-62.65	-13	-49.65	-70.36	-65.88	3.98	9.36	H
	1990.5	-50.24	-13	-37.24	-60.31	-53.79	4.85	10.55	H
	2654	-62.72	-13	-49.72	-75.50	-67.65	5.50	12.58	H
	1327	-63.58	-13	-50.58	-71.23	-66.81	3.98	9.36	V
	1990.5	-56.59	-13	-43.59	-66.77	-60.14	4.85	10.55	V
	2654	-62.97	-13	-49.97	-75.62	-67.90	5.50	12.58	V
NR n77 BW 100MHz Lowest 1RB0,QPSK	7402.20	-54.53	-13	-41.53	-79.34	-57.86	8.25	11.58	H
	11103.60	-50.02	-13	-37.02	-79.69	-51.57	10.45	12.00	H
	14804.80	-46.97	-13	-33.97	-79.23	-48.68	11.74	13.45	H
	7402.20	-54.55	-13	-41.55	-79.67	-57.88	8.25	11.58	V
	11103.60	-50.50	-13	-37.50	-79.9	-52.05	10.45	12.00	V
	14804.80	-44.90	-13	-31.90	-79.34	-46.61	11.74	13.45	V
NR n71 BW 20MHz Middle 1RB0,QPSK	1342	-63.71	-13	-50.71	-71.62	-66.96	4.00	9.40	H
	2013	-51.71	-13	-38.71	-61.99	-55.28	4.88	10.60	H
	2684	-62.58	-13	-49.58	-75.51	-67.51	5.52	12.60	H
	1342	-65.04	-13	-52.04	-72.89	-68.29	4.00	9.40	V
	2013	-56.88	-13	-43.88	-67.28	-60.45	4.88	10.60	V
	2684	-62.58	-13	-49.58	-75.39	-67.51	5.52	12.60	V
NR n77 BW 100MHz Middle 1RB0,QPSK	7582.00	-55.10	-13	-42.10	-79.58	-58.40	8.30	11.60	H
	11373.00	-49.02	-13	-36.02	-79.91	-50.54	10.48	12.00	H
	15164.00	-46.18	-13	-33.18	-79.51	-47.88	11.80	13.50	H
	7582.00	-54.69	-13	-41.69	-79.65	-57.99	8.30	11.60	V
	11373.00	-49.55	-13	-36.55	-80.39	-51.07	10.48	12.00	V
	15164.00	-44.56	-13	-31.56	-79.47	-46.26	11.80	13.50	V
NR n71 BW 20MHz Highest 1RB0,QPSK	1357	-64.50	-13	-51.50	-72.62	-67.67	4.10	9.42	H
	2035.5	-52.14	-13	-39.14	-62.65	-55.72	4.90	10.63	H
	2714	-62.31	-13	-49.31	-75.39	-67.23	5.55	12.62	H
	1357	-62.89	-13	-49.89	-70.93	-66.06	4.10	9.42	V
	2035.5	-59.16	-13	-46.16	-69.81	-62.74	4.90	10.63	V
	2714	-62.60	-13	-49.60	-75.58	-67.52	5.55	12.62	V
NR n77 BW 100MHz Highest 1RB0,QPSK	7762.40	-55.39	-13	-42.39	-79.39	-58.69	8.32	11.62	H
	11643.60	-48.28	-13	-35.28	-79.58	-49.96	10.52	12.20	H
	15524.80	-45.45	-13	-32.45	-79.41	-47.15	11.85	13.55	H
	7762.40	-54.83	-13	-41.83	-79.48	-58.13	8.32	11.62	V
	11643.60	-48.62	-13	-35.62	-79.88	-50.30	10.52	12.20	V
	15524.80	-45.59	-13	-32.59	-79.38	-47.29	11.85	13.55	V

Remark: Spurious emissions within 30-1000MHz were found more than 20dB below limit line.