FCC RF Test Report

APPLICANT	:	Motorola Mobility LLC
EQUIPMENT	:	Mobile Cellular Phone
BRAND NAME	:	Motorola
MODEL NAME	:	XT2451-1, XT2451-2
FCC ID	:	IHDT56AP9
STANDARD	:	47 CFR Part 2, and 90(S)
CLASSIFICATION	:	PCS Licensed Transmitter Held to Ear (PCE)
TEST DATE(S)	:	Feb. 20, 2024 ~ Apr. 03, 2024

We, Sporton International Inc. (Shenzhen), would like to declare that the tested sample has been evaluated in accordance with the procedures given in ANSI C63.26-2015 and shown compliance with the applicable technical standards.

The test results in this report apply exclusively to the tested model / sample. Without written approval of Sporton International Inc. (Shenzhen), the test report shall not be reproduced except in full.

Jason Jia

Approved by: Jason Jia

ACCREDITED
Cert #5145.01

Sporton International Inc. (ShenZhen)

1/F, 2/F, Bldg 5, Shiling Industrial Zone, Xinwei Village, Xili, Nanshan, Shenzhen, 518055

People's Republic of China

TABLE OF CONTENTS

REVISION HISTORY **3**

SUMMARY OF TEST RESULT **4**

1 GENERAL DESCRIPTION **5**

1.1 Applicant 5
1.2 Manufacturer 5
1.3 Feature of Equipment Under Test 5
1.4 Product Specification of Equipment Under Test 5
1.5 Modification of EUT 5
1.6 Maximum Conducted Power and Emission Designator 6
1.7 Testing Site 6
1.8 Test Software 7
1.9 Applied Standards 7
1.10 Specification of Accessory 7

2 TEST CONFIGURATION OF EQUIPMENT UNDER TEST **8**

2.1 Test Mode 8
2.2 Connection Diagram of Test System 9
2.3 Support Unit used in test configuration and system 9
2.4 Measurement Results Explanation Example 9
2.5 Frequency List of Low/Middle/High Channels 10

3 TEST RESULT **11**

3.1 Conducted Output Power Measurement 11
3.2 99% Occupied Bandwidth and 26dB Bandwidth Measurement 12
3.3 Emissions Mask Measurement 13
3.4 Emissions Mask – Out Of Band Emissions Measurement 15
3.5 Field Strength of Spurious Radiation Measurement 16
3.6 Frequency Stability Measurement 19

4 LIST OF MEASURING EQUIPMENT **21**

5 MEASUREMENT UNCERTAINTY **22**

APPENDIX A. TEST RESULTS OF CONDUCTED TEST

APPENDIX B. TEST RESULTS OF RADIATED TEST

APPENDIX C. TEST SETUP PHOTOGRAPHS

REVISION HISTORY

REPORT NO.	VERSION	DESCRIPTION	ISSUED DATE
FG420703E	Rev. 01	Initial issue of report	Apr. 12, 2024

SUMMARY OF TEST RESULT

Report Section	FCC Rule	Description	Limit	Result	Remark
3.1	§2.1046	Conducted Output Power	—	Report only	-
3.2	§2.1049 §90.209	Occupied Bandwidth and 26dB Bandwidth	—	Report only	-
3.3	§2.1051 §90.691	Emission masks – In-band emissions	< 50+10log$_{10}$(P[Watts])	PASS	-
3.4	§2.1051 §90.691	Emission masks – Out of band emissions	< 43+10log$_{10}$(P[Watts])	PASS	-
3.5	§2.1053 §90.691	Field Strength of Spurious Radiation	< 43+10log$_{10}$(P[Watts])	PASS	Under limit 43.02 dB at 2442.75 MHz
3.6	§2.1055 §90.213	Frequency Stability for Temperature & Voltage	< 2.5 ppm	PASS	-

Conformity Assessment Condition:

1. The test results (PASS/FAIL) with all measurement uncertainty excluded are presented against the regulation limits or in accordance with the requirements stipulated by the applicant/manufacturer who shall bear all the risks of non-compliance that may potentially occur if measurement uncertainty is taken into account.
2. The measurement uncertainty please refer to each test result in the section “Measurement Uncertainty”

Disclaimer:

The product specifications of the EUT presented in the test report that may affect the test assessments are declared by the manufacturer who shall take full responsibility for the authenticity.

1 General Description

1.1 Applicant

Motorola Mobility LLC
222 W,Merchandise Mart Plaza, Chicago IL 60654 USA

1.2 Manufacturer

Motorola Mobility LLC
222 W,Merchandise Mart Plaza, Chicago IL 60654 USA

1.3 Feature of Equipment Under Test

Product Feature	
Equipment	Mobile Cellular Phone
Brand Name	Motorola
Model Name	XT2451-1, XT2451-2
FCC ID	IHDT56AP9
IMEI Code	Conducted: 350431590015015/350431590015023 Radiation: 350431590015650/350431590015668
HW Version	DVT2
SW Version	U3UX34.16
EUT Stage	Identical Prototype

Remark: The above EUT's information was declared by manufacturer. Please refer to the specifications or user's manual for more detailed description.

1.4 Product Specification of Equipment Under Test

Product Specification subjective to this standard	
Tx Frequency	814 ~ 824 MHz
Rx Frequency	859 ~ 869 MHz
Bandwidth	1.4MHz / 3MHz / 5MHz / 10MHz / 15MHz
Maximum Output Power to Antenna	22.64 dBm
Antenna Gain	<Ant0> : -2.64 dBi <Ant1> : -3.87 dBi
Type of Modulation	QPSK / 16QAM / 64QAM / 256QAM

Note: Only maximum conducted Power of Ant.0 is shown in the report.

1.5 Modification of EUT

No modifications are made to the EUT during all test items.

1.6 Maximum Conducted Power and Emission Designator

LTE Band 26		QPSK		16QAM/64QAM/256QAM	
BW (MHz)	Frequency Range (MHz)	Maximum Conducted power (W)	Emission Designator (99%OBW)	Maximum Conducted power (W)	Emission Designator (99%OBW)
1.4	814.7 ~ 823.3	0.1816	1M10G7D	0.1472	1M10W7D
3	815.5 ~ 822.5	0.1832	2M71G7D	0.1510	2M76W7D
5	816.5 ~ 821.5	0.1811	4M53G7D	0.1507	4M50W7D
10	819.0	0.1837	9M05G7D	0.1466	9M03W7D
15	824	0.1832	13M5G7D	0.1466	13M5W7D

Note: All modulations have been tested, and only the worst test results of PSK & QAM are shown in the report.

1.7 Testing Site

Sporton International Inc. (ShenZhen) is accredited to ISO/IEC 17025:2017 by American Association for Laboratory Accreditation with Certificate Number 5145.01.

Test Firm	Sporton International Inc. (ShenZhen)		
Test Site Location	1/F, 2/F, Bldg 5, Shiling Industrial Zone, Xinwei Village, Xili, Nanshan, Shenzhen, 518055 People's Republic of China TEL: +86-755-86379589 FAX: +86-755-86379595		
Test Site No.	**Sporton Site No.**	**FCC Designation No.**	**FCC Test Firm Registration No.**
	TH01-SZ	CN1256	421272

Test Firm	Sporton International Inc. (ShenZhen)		
Test Site Location	101, 1st Floor, Block B, Building 1, No. 2, Tengfeng 4th Road, Fenghuang Community, Fuyong Street, Baoan District, Shenzhen City, Guangdong Province 518103 People's Republic of China TEL: +86-755-86066985		
Test Site No.	**Sporton Site No.**	**FCC Designation No.**	**FCC Test Firm Registration No.**
	03CH04-SZ	CN1256	421272

1.8 Test Software

Item	Site	Manufacture	Name	Version
1.	03CH04-SZ	AUDIX	E3	6.2009-8-24

1.9 Applied Standards

According to the specifications of the manufacturer, the EUT must comply with the requirements of the following standards:

- 47 CFR Part 2, 90(S)
- ANSI C63.26-2015
- FCC KDB 971168 D01 Power Meas. License Digital Systems v03r01
- FCC KDB 971168 D02 Misc Rev Approv License Devices v02r01

Remark:

1. All test items were verified and recorded according to the standards and without any deviation during the test.
2. This EUT has also been tested and complied with the requirements of FCC Part 15, Subpart B, recorded in a separate test report.

1.10 Specification of Accessory

Specification of Accessory				
Battery 1	**Brand Name**	Motorola(ATL)	**Model Name**	QR10
Battery 2	**Brand Name**	Motorola(ATL)	**Model Name**	QR30
USB Cable 1	**Brand Name**	Motorola(Saibao)	**Model Name**	SC18D86731
USB Cable 2	**Brand Name**	Motorola(Luxshare)	**Model Name**	SC18E08103

2 Test Configuration of Equipment Under Test

2.1 Test Mode

During all testing, EUT is in link mode with base station emulator at maximum power level. The spurious emission measurements were carried out in semi-anechoic chamber with 3-meter test range, and EUT is rotated on three test planes to find out the worst emission.

Radiated measurements are performed by rotating the EUT in three different orthogonal test planes to find the maximum emission. (X Plane)

Test Items	Band	Bandwidth (MHz)						Modulation				RB #			Test Channel		
		1.4	3	5	10	15	20	QPSK	16 QAM	64 QAM	256 QAM	1	Half	Full	L	M	H
Max. Output Power	26	v	v	v	v	v	-	v	v	v	v	v		v	v	v	v
26dB and 99% Bandwidth	26	v	v	v	v	v	-	v	v					v		v	v
Emission masks In-band emissions	26	v	v	v	v	v	-	v	v	v		v		v	v		v
Emission masks – Out of band emissions	26	v	v	v	v	v	-	v				v			v	v	v
Frequency Stability	26				v		-	v						v		v	
Radiated Spurious Emission	26			v	v	v	-	v				v			v	v	v
Note	1. The mark "**v** " means that this configuration is chosen for testing 2. The mark "-" means that this bandwidth is not supported. 3. LTE Band26 transmit frequency for part22 rule is 824MHz-849MHz, for part90 rule is 814MHz-824MHz. ERP over 15MHz bandwidth complies the ERP limit line of part22 rule, therefore ERP of the partial frequency spectrum which falls within part 22 also complies. 4. For QAM modulation mode, the whole testing has assessed 16QAM&64QAM mode by referring to the higher conducted power.																

2.2 Connection Diagram of Test System

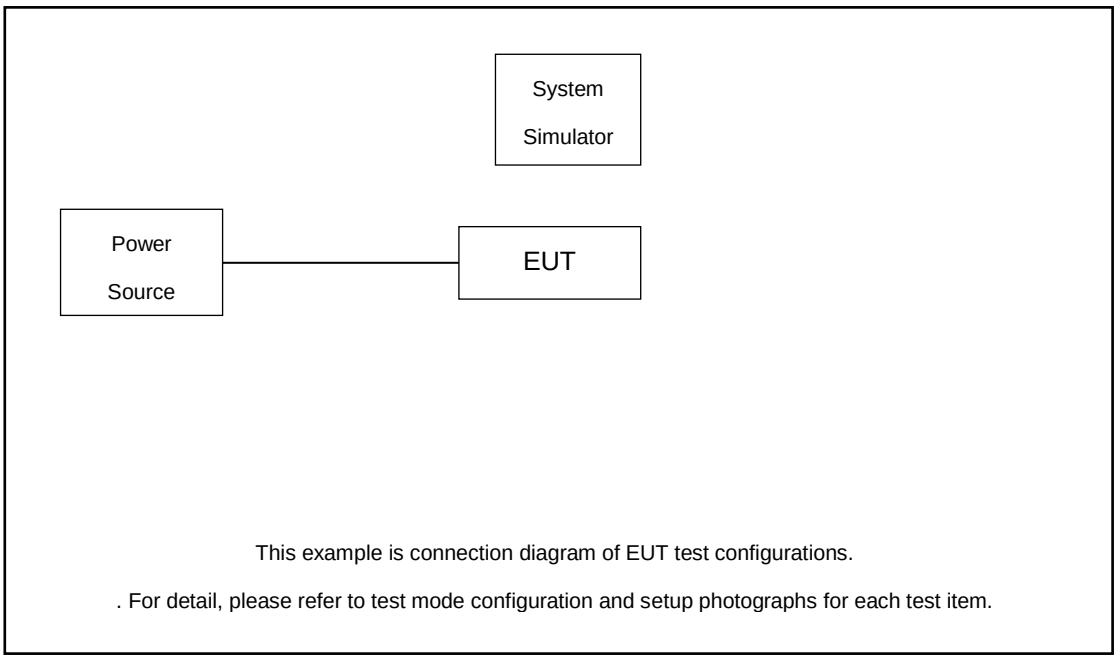

2.3 Support Unit used in test configuration and system

Item	Equipment	Trade Name	Model No.	FCC ID	Data Cable	Power Cord
1.	System Simulator	Anritsu	MT8820C	N/A	N/A	Unshielded, 1.8 m

2.4 Measurement Results Explanation Example

For all conducted test items:

The offset level is set in the spectrum analyzer to compensate the RF cable loss and attenuator factor between RF conducted output port and spectrum analyzer. With the offset compensation, the spectrum analyzer reading level will be exactly the RF output level.

The spectrum analyzer offset is derived from RF cable loss and attenuator factor.

Offset = RF cable loss + attenuator factor.

The following shows an offset computation example with RF cable loss 4.0 dB and a 10dB attenuator.

Example :

Offset(dB) = RF cable loss(dB) + attenuator factor(dB).

= 4.0 + 10 = 14.0 (dB)

2.5 Frequency List of Low/Middle/High Channels

LTE Band 26 Channel and Frequency List				
BW [MHz]	**Channel/Frequency(MHz)**	**Lowest**	**Middle**	**Highest**
10	Channel	-	26740	-
	Frequency	-	819	-
5	Channel	26715	26740	26765
	Frequency	816.5	819	821.5
3	Channel	26705	26740	26775
	Frequency	815.5	819	822.5
1.4	Channel	26697	26740	26783
	Frequency	814.7	819	823.3

LTE Band 26 Cross-rule Channel and Frequency List				
BW [MHz]	**Channel/Frequency(MHz)**	**-**	**Middle**	**-**
15	Channel	-	26790	-
	Frequency	-	824	-
10	Channel	-	26790	-
	Frequency	-	824	-
5	Channel	-	26790	-
	Frequency	-	824	-
3	Channel	-	26790	-
	Frequency	-	824	-
1.4	Channel	-	26790	-
	Frequency	-	824	-

3 Test Result

3.1 Conducted Output Power Measurement

3.1.1 Description of the Conducted Output Power Measurement

A system simulator was used to establish communication with the EUT. Its parameters were set to enforce EUT transmitting at the maximum power. The measured power in the radio frequency on the transmitter output terminals shall be reported.

3.1.2 Measuring Instruments

The measuring equipment is listed in the section 4 of this test report.

3.1.3 Test Procedures

1. The transmitter output port was connected to the system simulator.
2. Set EUT at maximum power through the system simulator.
3. Select lowest, middle, and highest channels for each band and different modulation.
4. Measure and record the power level from the system simulator.

3.1.4 Test Setup



3.1.5 Test Result of Conducted Output Power

Please refer to Appendix A.

3.2 99% Occupied Bandwidth and 26dB Bandwidth Measurement

3.2.1 Description of (Occupied) Bandwidth Limitations Measurement

The 99% occupied bandwidth is the width of a frequency band such that, below the lower and above the upper frequency limits, the mean powers emitted are each equal to a specified percentage 0.5% of the total mean transmitted power.

The emission bandwidth is defined as the width of the signal between two points, located at the 2 sides of the carrier frequency, outside of which all emissions are attenuated at least 26 dB below the transmitter power.

3.2.2 Measuring Instruments

The measuring equipment is listed in the section 4 of this test report.

3.2.3 Test Procedures

1. The EUT was connected to spectrum analyzer and system simulator via a power divider.
2. The 26dB and 99% occupied bandwidth (BW) of the middle channel for the highest RF power with full RB sizes were measured.

3.2.4 Test Setup

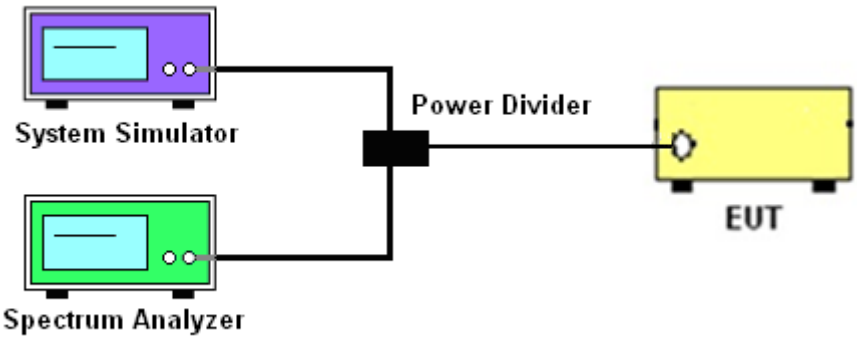

3.2.5 Test Result of 99% Occupied Bandwidth and 26dB Bandwidth

Please refer to Appendix A.

3.3 Emissions Mask Measurement

3.3.1 Description of Emissions Mask Measurement

Equipment used in this licensed to EA or non-EA systems shall comply with the emission mask provisions of FCC Part 90.691.(a):

(a) Out-of-band emission requirement shall apply only to the “outer” channels included in an EA license and to spectrum adjacent to interior channels used by incumbent licensees. The emission limits are as follows:

(1) For any frequency removed from the EA licensee's frequency block by up to and including 37.5 kHz, the power of any emission shall be attenuated below the transmitter power (P) in watts by at least 116 $Log_{10}(f/6.1)$ decibels or 50 + 10 $Log_{10}(P)$ decibels or 80 decibels, whichever is the lesser attenuation, where f is the frequency removed from the center of the outer channel in the block in kilohertz and where f is greater than 12.5 kHz.

(2) For any frequency removed from the EA licensee's frequency block greater than 37.5 kHz, the power of any emission shall be attenuated below the transmitter power (P) in watts by at least 43 + $10Log_{10}(P)$ decibels or 80 decibels, whichever is the lesser attenuation, where f is the frequency removed from the center of the outer channel in the block in kilohertz and where f is greater than 37.5 kHz.

3.3.2 Measuring Instruments

The measuring equipment is listed in the section 4 of this test report.

3.3.3 Test Procedures

1. The EUT was connected to spectrum analyzer and base station via power divider.
2. The emissions mask of low and high channels for the highest RF powers were measured.
3. The measured RBW and the VBW set 3 times of RBW are then set in spectrum analyzer, and the RBW correction factor 10log (1% of OBW/measured RBW)(dB) was compensated, if required.
4. The test results were shown below plots with a correction offset factor including cable loss, insertion loss of power divider.

3.3.4 Test Setup

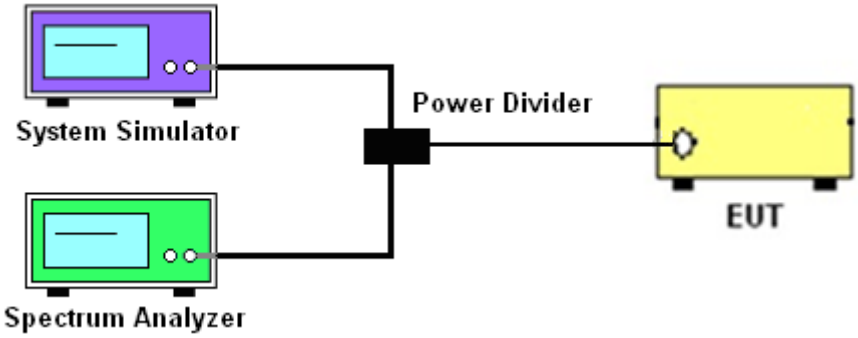

3.3.5 Test Result (Plots) of Conducted Emissions Mask

Please refer to Appendix A.

3.4 Emissions Mask – Out Of Band Emissions Measurement

3.4.1 Description of Conducted Emissions Out of band emissions measurement

The power of any emission FCC Part 90.691 (a)(2) on any frequency removed from the assigned frequency by out of the authorized bandwidth at least 43 + 10 log (P) dB. It is measured by means of a calibrated spectrum analyzer and scanned from 30 MHz up to a frequency including its 10th harmonic.

3.4.2 Measuring Instruments

The measuring equipment is listed in the section 4 of this test report.

3.4.3 Test Procedures

1. The EUT was connected to spectrum analyzer and system simulator via a power divider.
2. The RF output of EUT was connected to the spectrum analyzer by RF cable and attenuator. The path loss was compensated to the results for each measurement.
3. The middle channel for the highest RF power within the transmitting frequency was measured.
4. The conducted spurious emission for the whole frequency range was taken.
5. Make the measurement with the spectrum analyzer's RBW = 1MHz, VBW = 3MHz, taking the record of maximum spurious emission.
6. The RF fundamental frequency should be excluded against the limit line in the operating frequency band.
7. The limit line is derived from 43 + 10log(P)dB below the transmitter power P(Watts)

3.4.4 Test Setup

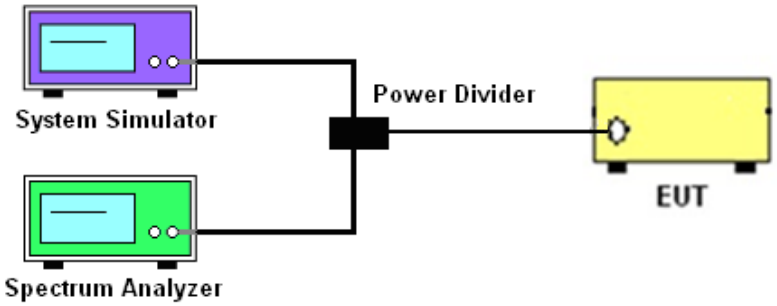

3.4.5 Test Result (Plots) of Conducted Emission

Please refer to Appendix A.

3.5 Field Strength of Spurious Radiation Measurement

3.5.1 Description of Field Strength of Spurious Radiated Measurement

The radiated spurious emission was measured by substitution method according to ANSI/TIA-603-E. The power of any emission FCC Part 90.691 on any frequency removed from the assigned frequency by more than 250 percent of the authorized bandwidth at least 43 + 10 log (P) dB. The spectrum is scanned from 30 MHz up to a frequency including its 10th harmonic.

The power of any emission outside of the authorized operating frequency ranges must be attenuated below the transmitter power (P) by a factor of at least $43+10\log_{10}(P[Watts])$ dB. The spectrum is scanned from 30 MHz up to a frequency including its 10th harmonic.

3.5.2 Measuring Instruments

The measuring equipment is listed in the section 4 of this test report.

3.5.3 Test Procedures

1. The EUT was placed on a turntable with 0.8 meter for frequency below 1GHz and 1.5 meter for frequency above 1GHz respectively above ground.
2. The EUT was set 3 meters from the receiving antenna, which was mounted on the antenna tower.
3. The table was rotated 360 degrees to determine the position of the highest spurious emission.
4. The height of the receiving antenna is varied between one meter and four meters to search the maximum spurious emission for both horizontal and vertical polarizations.
5. Make the measurement with the spectrum analyzer's RBW = 1MHz, VBW = 3MHz, Sweep = 500ms, Taking the record of maximum spurious emission.
6. A horn antenna was substituted in place of the EUT and was driven by a signal generator.
7. Tune the output power of signal generator to the same emission level with EUT maximum spurious emission.
8. Taking the record of output power at antenna port.
9. Repeat step 7 to step 8 for another polarization.
10. EIRP (dBm) = S.G. Power – Tx Cable Loss + Tx Antenna Gain
11. ERP (dBm) = EIRP - 2.15
12. The RF fundamental frequency should be excluded against the limit line in the operating frequency band.
13. The limit line is derived from 43 + 10log(P) dB below the transmitter power P(Watts)

3.5.4 Test Setup

For radiated test from 30MHz

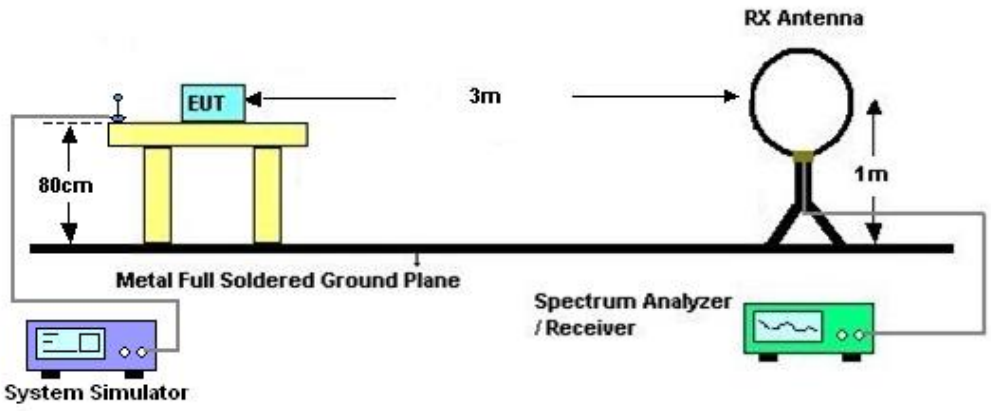

For radiated test from 30MHz to 1GHz

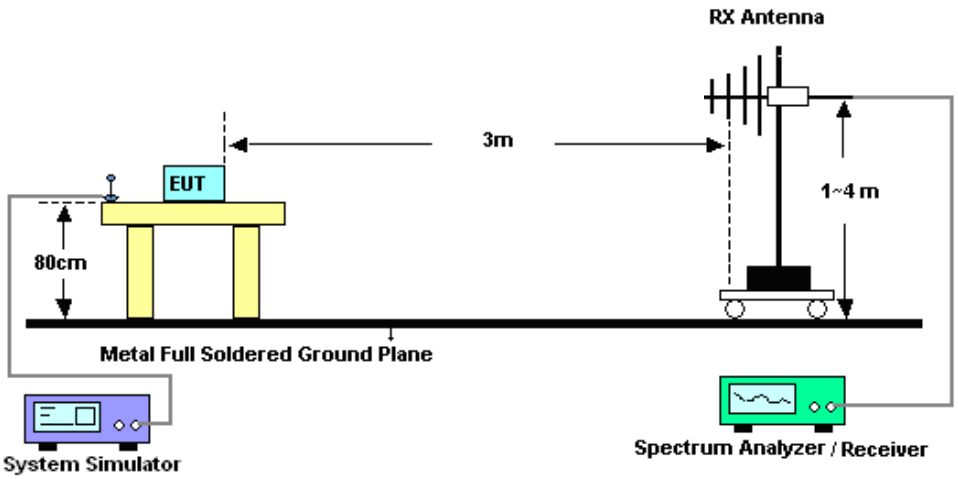

For radiated test above 1GHz

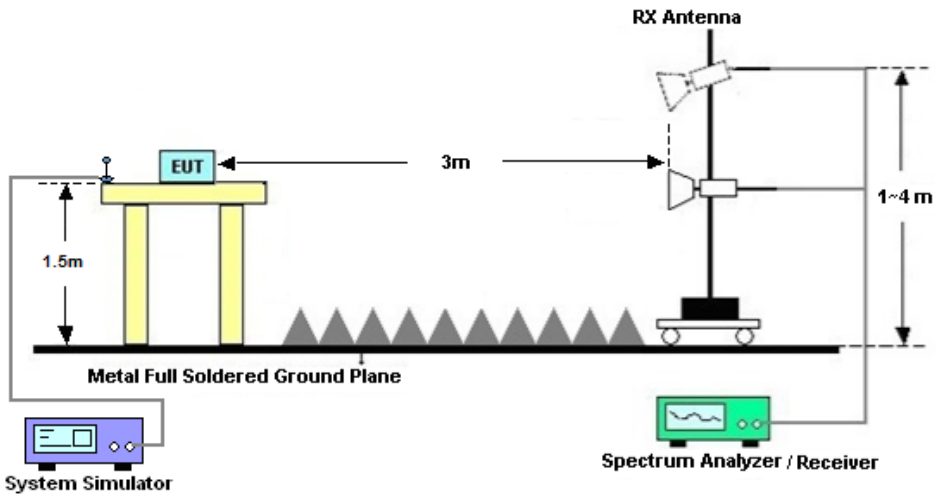

3.5.5 Test Result of Field Strength of Spurious Radiated

The low frequency, which started from 9 kHz to 30MHz, was pre-scanned and the result which was 20dB lower than the limit line was not reported.

Please refer to Appendix B.

3.6 Frequency Stability Measurement

3.6.1 Description of Frequency Stability Measurement

The frequency stability shall be measured by variation of ambient temperature and variation of primary supply voltage to ensure that the fundamental emission stays within the authorized frequency block. The frequency stability of the transmitter shall be maintained within ±0.00025% (±2.5ppm) of the center frequency according to FCC Part 90.213.

3.6.2 Measuring Instruments

The measuring equipment is listed in the section 4 of this test report.

3.6.3 Test Procedures for Temperature Variation

1. The EUT was set up in the thermal chamber and connected with the base station.
2. With power OFF, the temperature was decreased to -30°C and the EUT was stabilized for three hours. Power was applied and the maximum change in frequency was recorded within one minute.
3. With power OFF, the temperature was raised in 10°C step up to 50°C. The EUT was stabilized at each step for at least half an hour. Power was applied and the maximum frequency change was recorded within one minute.

3.6.4 Test Procedures for Voltage Variation

1. The EUT was placed in a temperature chamber at 20±5°C and connected with the system simulator.
2. The power supply voltage to the EUT was varied from 85% to 115% of the nominal value for other than hand carried battery equipment.
3. For hand carried, battery powered equipment, reduce the primary ac or dc supply voltage to the
4. battery operating end point, which shall be specified by the manufacturer.
5. The variation in frequency was measured for the worst case.

3.6.5 Test Setup

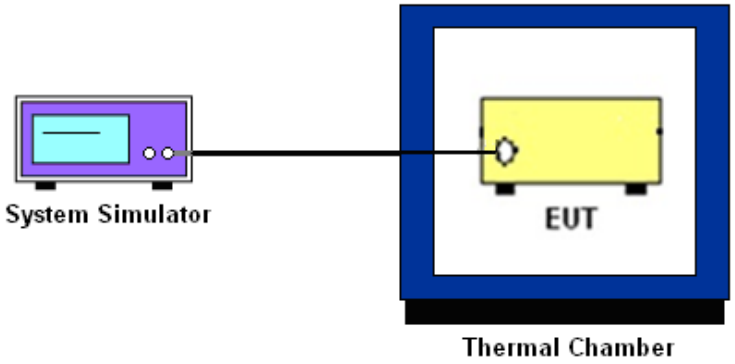

3.6.6 Test Result of Temperature Variation

Please refer to Appendix A.

4 List of Measuring Equipment

Instrument	Manufacturer	Model No.	Serial No.	Characteristics	Calibration Date	Test Date	Due Date	Remark
Spectrum Analyzer	R&S	FSV40	101078	10Hz~40GHz	Apr. 06, 2023	Feb. 20, 2024	Apr. 05, 2024	Conducted (TH01-SZ)
DC Power Supply	TTI	PL330P	290070	Max 32V，3A	Oct. 16, 2023	Feb. 20, 2024	Oct. 15, 2024	Conducted (TH01-SZ)
Power Divider	TOJOIN	PS-2SM-04265	60.06.020.0077	0.4GHz~26.5GHz	Dec. 25, 2023	Feb. 20, 2024	Dec. 24, 2024	Conducted (TH01-SZ)
Thermal Chamber	Ten Billion Hongzhangroup	LP-150U	H2014081803	-40~+150°C	Jul. 05, 2023	Feb. 20, 2024	Jul. 04, 2024	Conducted (TH01-SZ)
EMI Test Receiver	R&S	ESR7	101404	9kHz~7GHz	Oct. 18, 2023	Feb. 27, 2024~ Apr. 03, 2024	Oct. 17, 2024	Radiation (03CH04-SZ)
EXA Spectrum Analyzer	KEYSIGHT	N9010A	MY55150213	10Hz~44GHz	Jul. 07, 2023	Feb. 27, 2024~ Apr. 03, 2024	Jul. 06, 2024	Radiation (03CH04-SZ)
Loop Antenna	R&S	HFH2-Z2	100354	9kHz~30MHz	Jun. 28, 2022	Feb. 27, 2024~ Apr. 03, 2024	Jun. 27, 2024	Radiation (03CH04-SZ)
Bilog Antenna	TeseQ	CBL6111D	41909	30MHz~1GHz	May 14, 2023	Feb. 27, 2024~ Apr. 03, 2024	May 13, 2024	Radiation (03CH04-SZ)
Double Ridge Horn Antenna	SCHWARZBECK	BBHA9120D	9120D-1474	1GHz~18GHz	Jul. 07, 2023	Feb. 27, 2024~ Apr. 03, 2024	Jul. 06, 2024	Radiation (03CH04-SZ)
Horn Antenna	SCHWARZBECK	BBHA9170	9170#679	15GHz~40GHz	Jul. 08, 2023	Feb. 27, 2024~ Apr. 03, 2024	Jul. 07, 2024	Radiation (03CH04-SZ)
Amplifier	Burgeon	BPA-530	102211	0.01Hz ~3000MHz	Oct. 18, 2023	Feb. 27, 2024~ Apr. 03, 2024	Oct. 17, 2024	Radiation (03CH04-SZ)
HF Amplifier	MITEQ	AMF-7D-00101800-30-10P-R	1943528	1GHz~18GHz	Oct. 18, 2023	Feb. 27, 2024~ Apr. 03, 2024	Oct. 17, 2024	Radiation (03CH04-SZ)
HF Amplifier	MITEQ	TTA1840-35-HG	1871923	18GHz~40GHz	Jul. 07, 2023	Feb. 27, 2024~ Apr. 03, 2024	Jul. 06, 2024	Radiation (03CH04-SZ)
Amplifier	Agilent Technologies	83017A	MY57280136	500MHz~26.5GHz	Aug. 21, 2023	Feb. 27, 2024~ Apr. 03, 2024	Aug. 20, 2024	Radiation (03CH04-SZ)
AC Power Source	APC	AFV-S-600B	F119050019	N/A	Oct. 18, 2023	Feb. 27, 2024~ Apr. 03, 2024	Oct. 17, 2024	Radiation (03CH04-SZ)
Turn Table	EM	EM1000	N/A	0~360 degree	NCR	Feb. 27, 2024~ Apr. 03, 2024	NCR	Radiation (03CH04-SZ)
Antenna Mast	EM	EM1000	N/A	1 m~4 m	NCR	Feb. 27, 2024~ Apr. 03, 2024	NCR	Radiation (03CH04-SZ)

NCR: No Calibration Required

5 Measurement Uncertainty

The measurement uncertainties shown below were calculated in accordance with the requirements of ANSI 63.26-2015. All the measurement uncertainty value were shown with a coverage K=2 to indicate 95% level of confidence. The measurement data show herein meets or exceeds the CISPR measurement uncertainty values specified in CISPR 16-4-2 and can be compared directly to specified limit to determine compliance.

Uncertainty of Conducted Measurement

Test Item	Uncertainty
Conducted Spurious Emission & Bandedge	±1.34 dB
Occupied Channel Bandwidth	±0.012 MHz
Conducted Power	±1.34 dB
Peak to Average Ratio	±1.34 dB
Frequency Stability	±1.3 Hz

Uncertainty of Radiated Emission Measurement (30 MHz ~ 1000 MHz)

Measuring Uncertainty for a Level of Confidence of 95% (U = 2Uc(y))	2.8 dB

Uncertainty of Radiated Emission Measurement (1 GHz ~ 18 GHz

Measuring Uncertainty for a Level of Confidence of 95% (U = 2Uc(y))	3.1 dB

Uncertainty of Radiated Emission Measurement (18 GHz ~ 40 GHz)

Measuring Uncertainty for a Level of Confidence of 95% (U = 2Uc(y))	3.9 dB

---------- THE END ----------

Appendix A. Test Results of Conducted Test

Test Engineer :	Hank Lin	Temperature :	24~26℃
		Relative Humidity :	50~53%

Conducted Output Power (Average power)

BW [MHz]	Modulation	RB Size	RB Offset	Power Low Ch. / Freq.	Power Middle Ch. / Freq.	Power High Ch. / Freq.
Channel				26790		
Frequency (MHz)				824		
15	QPSK	1	0	22.63		
15	QPSK	1	74	22.47		
15	QPSK	75	0	21.37		
15	16QAM	1	0	21.66		
15	64QAM	1	0	20.60		
15	256QAM	1	0	17.68		
Channel					26740	
Frequency (MHz)					819	
10	QPSK	1	0		22.64	
10	QPSK	1	49		22.39	
10	QPSK	50	0		21.31	
10	16QAM	1	0		21.66	
10	64QAM	1	0		20.75	
10	256QAM	1	0		17.70	
Channel				26715	26740	26765
Frequency (MHz)				816.5	819	821.5
5	QPSK	1	0	22.58	22.45	22.30
5	16QAM	1	0	21.78	21.72	21.77
Channel				26705	26740	26775
Frequency (MHz)				815.5	819	822.5
3	QPSK	1	0	22.63	22.59	22.19
3	16QAM	1	0	21.79	21.83	21.42
Channel				26697	26740	26783
Frequency (MHz)				814.7	819	823.3
1.4	QPSK	1	0	22.59	22.45	22.29
1.4	16QAM	1	0	21.68	21.74	21.55

LTE Band 26_Part 90S

26dB Bandwidth

Mode	LTE Band 26 : 26dB BW(MHz)											
BW	1.4MHz		3MHz		5MHz		10MHz		15MHz		20MHz	
Mod.	QPSK	16QAM	QPSK	16QAM	QPSK	16QAM	QPSK	16QAM	QPSK	16QAM	QPSK	16QAM
Middle CH	1.33	1.31	3.11	3.02	4.97	5.08	9.85	9.89				-
High CH									14.51	14.81	-	-

LTE Band 26

Middle Channel / 1.4MHz / QPSK

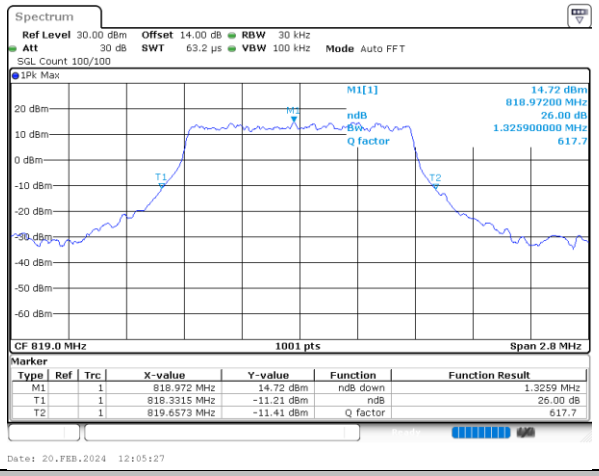

Middle Channel / 1.4MHz / 16QAM

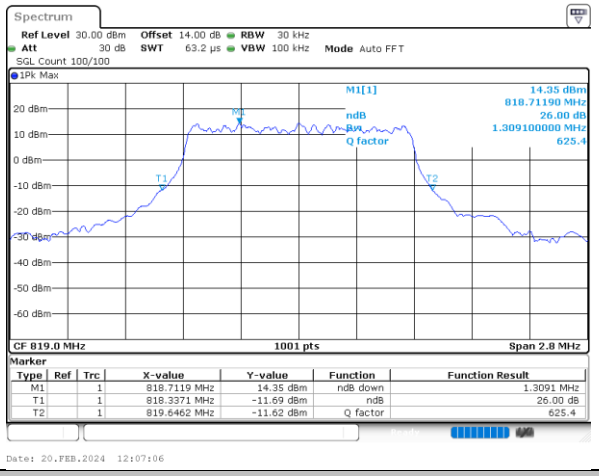

Middle Channel / 3MHz / QPSK

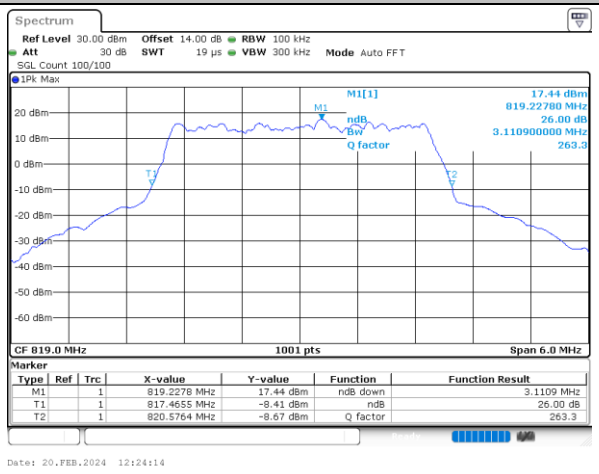

Middle Channel / 3MHz / 16QAM

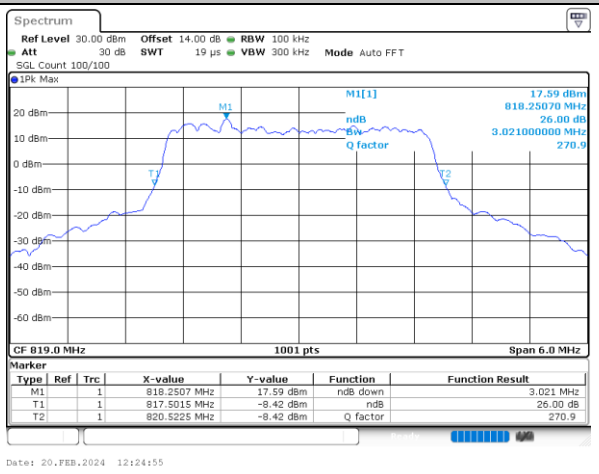

Middle Channel / 5MHz / QPSK

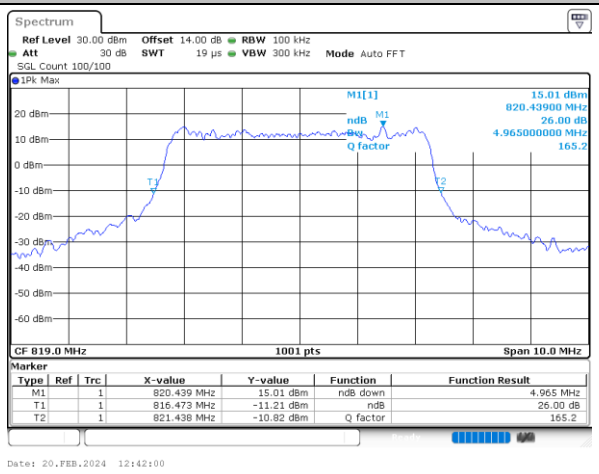

Middle Channel / 5MHz / 16QAM

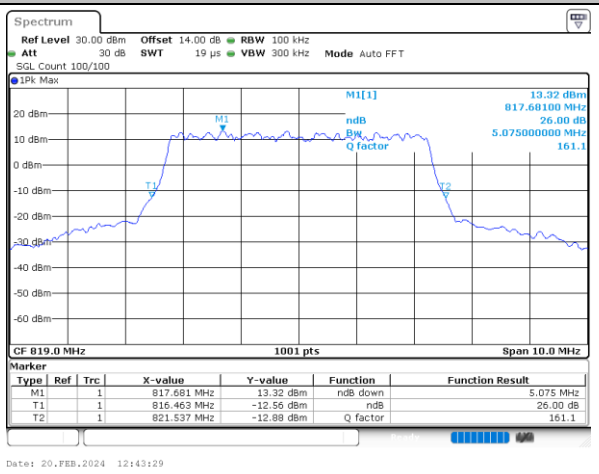

LTE Band 26

Middle Channel / 10MHz / QPSK

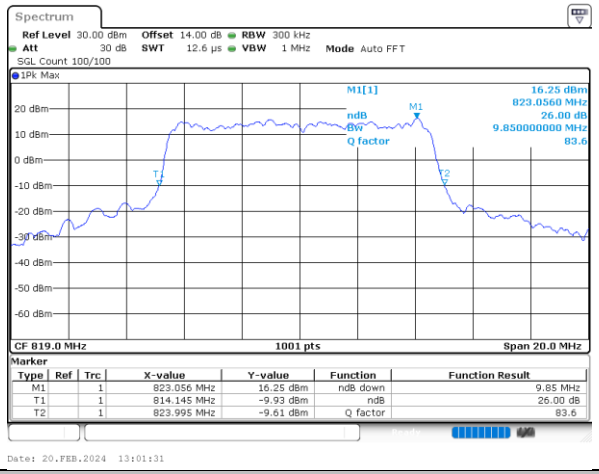

Middle Channel / 10MHz / 16QAM

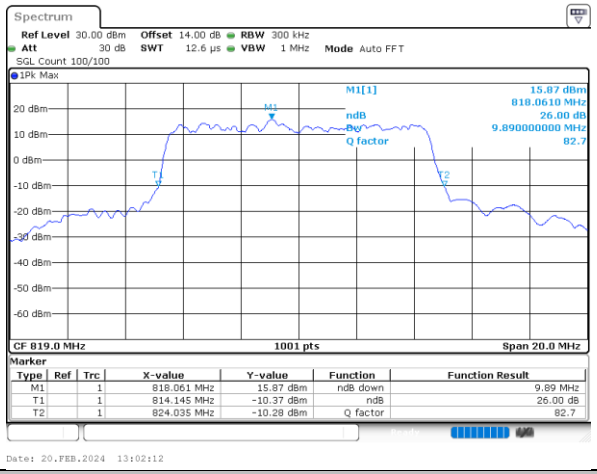

High Channel / 15MHz / QPSK

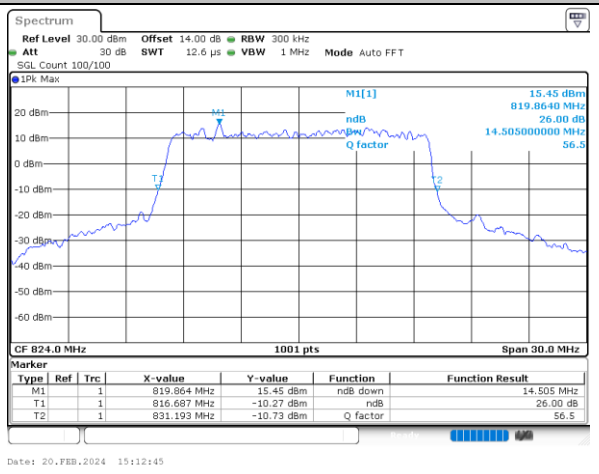

High Channel / 15MHz / 16QAM

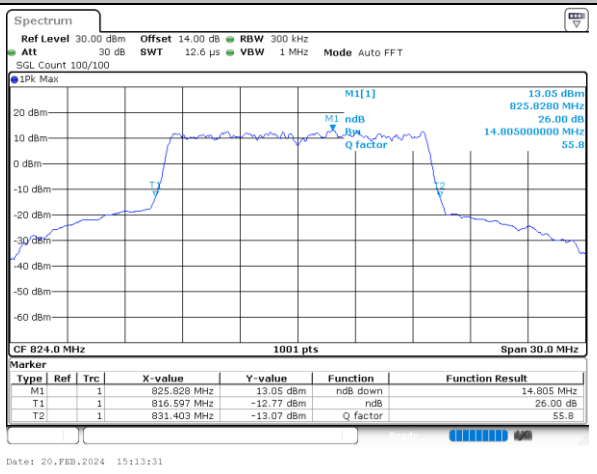

Occupied Bandwidth

Mode	LTE Band 26 : 99%OBW(MHz)											
BW	1.4MHz		3MHz		5MHz		10MHz		15MHz		20MHz	
Mod.	QPSK	16QAM	QPSK	16QAM	QPSK	16QAM	QPSK	16QAM	QPSK	16QAM	QPSK	16QAM
Middle CH	1.10	1.10	2.71	2.76	4.53	4.50	9.05	9.03				-
High CH									13.46	13.46	-	-

LTE Band 26

Middle Channel / 1.4MHz / QPSK

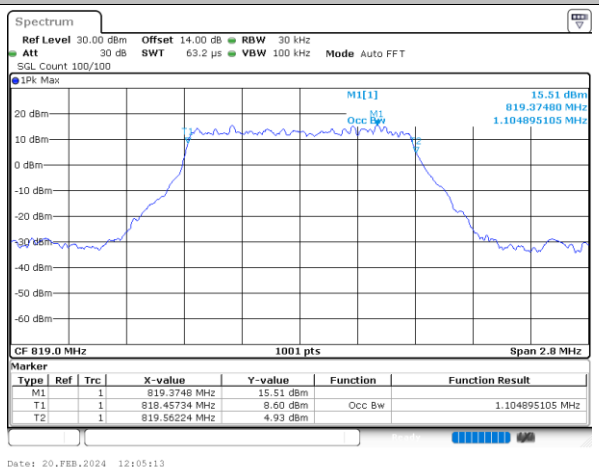

Middle Channel / 1.4MHz / 16QAM

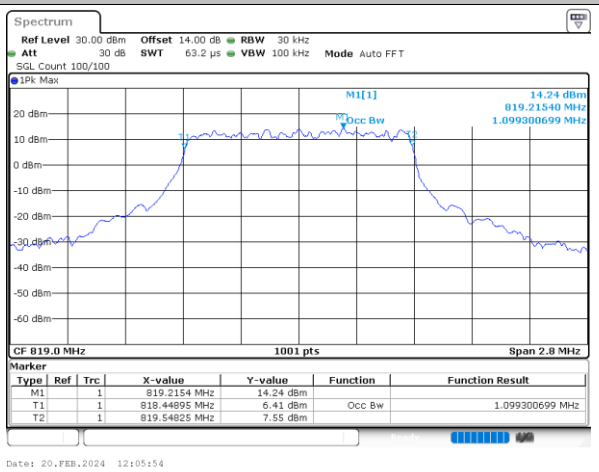

Middle Channel / 3MHz / QPSK

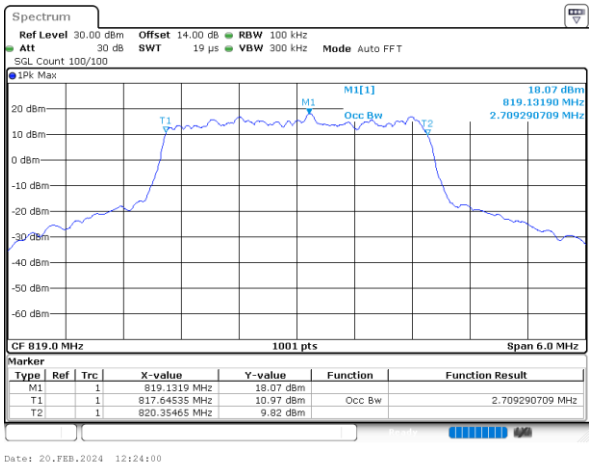

Middle Channel / 3MHz / 16QAM

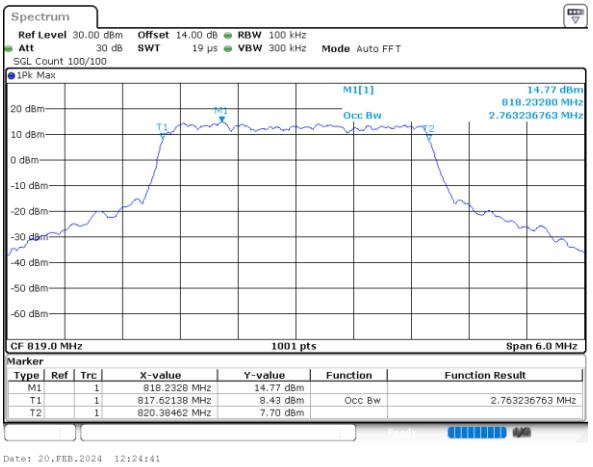

Middle Channel / 5MHz / QPSK

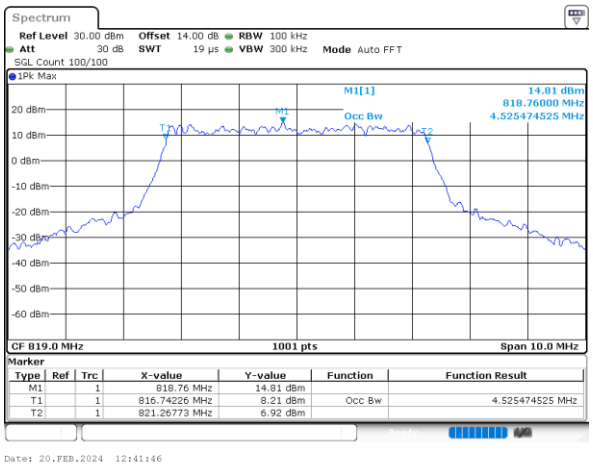

Middle Channel / 5MHz / 16QAM

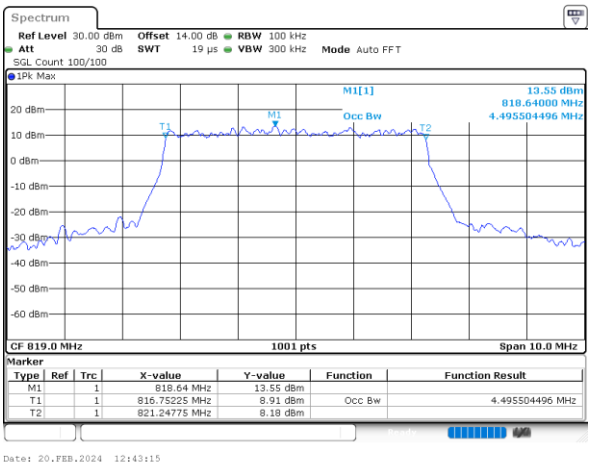

LTE Band 26

Middle Channel / 10MHz / QPSK

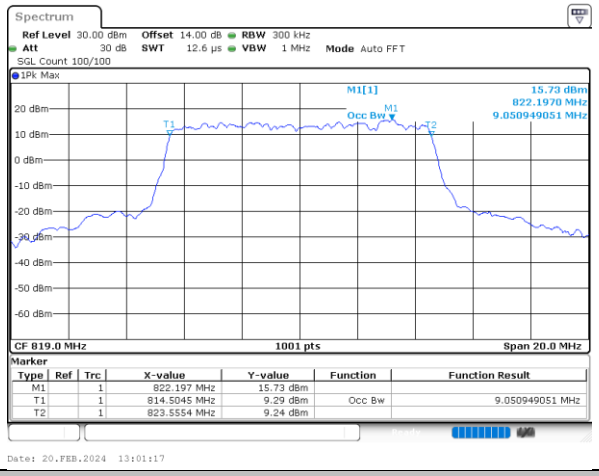

Middle Channel / 10MHz / 16QAM

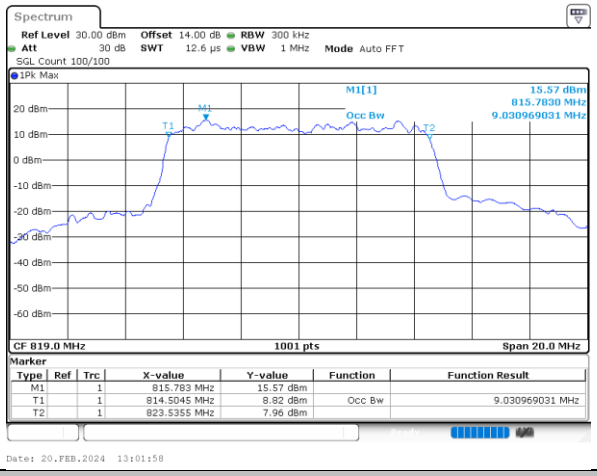

High Channel / 15MHz / QPSK

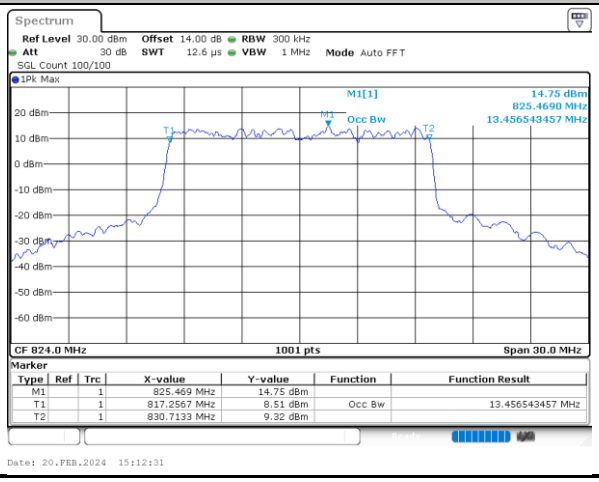

High Channel / 15MHz / 16QAM

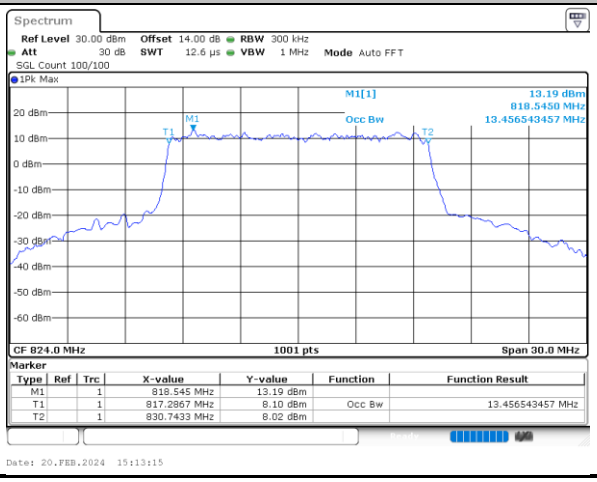

Emission masks – In-band emissions

LTE Band 26 / 1.4MHz / QPSK

Lowest Band Edge / 1RB

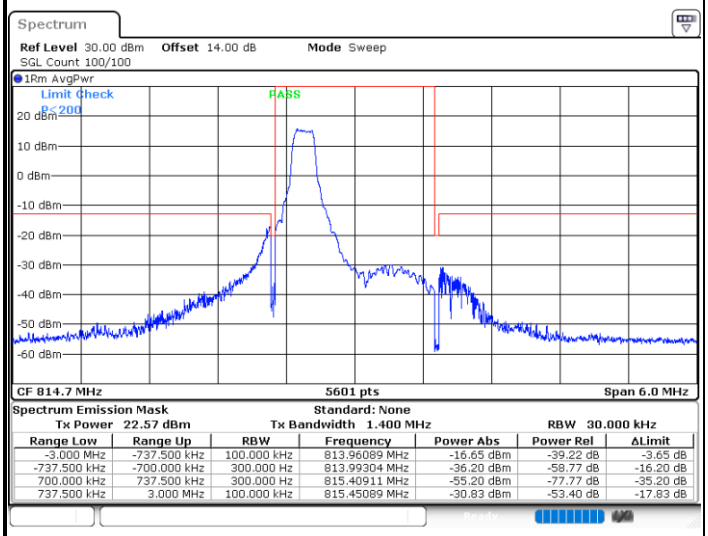

Spectrum Emission Mask Standard: None
Tx Power 22.57 dBm Tx Bandwidth 1.400 MHz RBW 30.000 kHz

Range Low	Range Up	RBW	Frequency	Power Abs	Power Rel	ΔLimit
-3.000 MHz	-737.500 kHz	100.000 kHz	813.96089 MHz	-16.65 dBm	-39.22 dB	-3.65 dB
-737.500 kHz	-700.000 kHz	300.000 Hz	813.99304 MHz	-36.20 dBm	-58.77 dB	-16.20 dB
700.000 kHz	737.500 kHz	300.000 Hz	815.40911 MHz	-55.20 dBm	-77.77 dB	-35.20 dB
737.500 kHz	3.000 MHz	100.000 kHz	815.45089 MHz	-30.83 dBm	-53.40 dB	-17.83 dB

Date: 20.FEB.2024 11:58:06

Highest Band Edge / 1RB

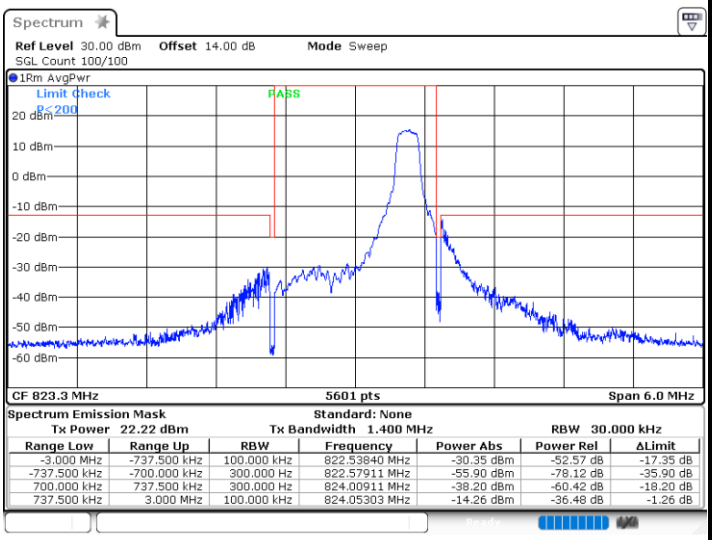

Spectrum Emission Mask Standard: None
Tx Power 22.22 dBm Tx Bandwidth 1.400 MHz RBW 30.000 kHz

Range Low	Range Up	RBW	Frequency	Power Abs	Power Rel	ΔLimit
-3.000 MHz	-737.500 kHz	100.000 kHz	822.53840 MHz	-30.35 dBm	-52.57 dB	-17.35 dB
-737.500 kHz	-700.000 kHz	300.000 Hz	822.57911 MHz	-55.90 dBm	-78.12 dB	-35.90 dB
700.000 kHz	737.500 kHz	300.000 Hz	824.00911 MHz	-38.20 dBm	-60.42 dB	-18.20 dB
737.500 kHz	3.000 MHz	100.000 kHz	824.05303 MHz	-14.26 dBm	-36.48 dB	-1.26 dB

Date: 20.FEB.2024 15:05:48

Lowest Band Edge / Full RB

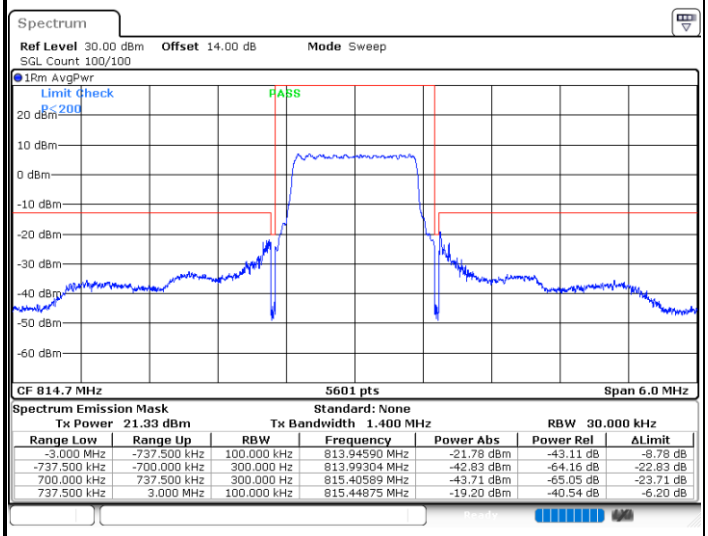

Spectrum Emission Mask Standard: None
Tx Power 21.33 dBm Tx Bandwidth 1.400 MHz RBW 30.000 kHz

Range Low	Range Up	RBW	Frequency	Power Abs	Power Rel	ΔLimit
-3.000 MHz	-737.500 kHz	100.000 kHz	813.94590 MHz	-21.78 dBm	-43.11 dB	-8.78 dB
-737.500 kHz	-700.000 kHz	300.000 Hz	813.99304 MHz	-42.83 dBm	-64.16 dB	-22.83 dB
700.000 kHz	737.500 kHz	300.000 Hz	815.40589 MHz	-43.71 dBm	-65.05 dB	-23.71 dB
737.500 kHz	3.000 MHz	100.000 kHz	815.44875 MHz	-19.20 dBm	-40.54 dB	-6.20 dB

Date: 20.FEB.2024 12:02:50

Highest Band Edge / Full RB

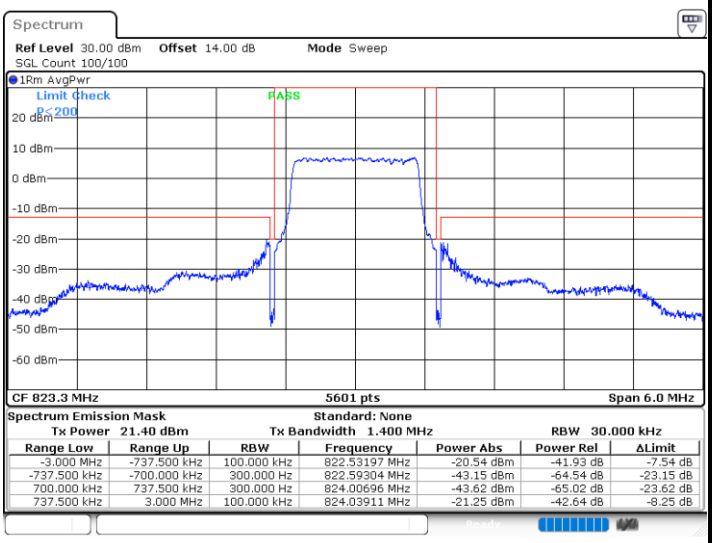

Spectrum Emission Mask Standard: None
Tx Power 21.40 dBm Tx Bandwidth 1.400 MHz RBW 30.000 kHz

Range Low	Range Up	RBW	Frequency	Power Abs	Power Rel	ΔLimit
-3.000 MHz	-737.500 kHz	100.000 kHz	822.53197 MHz	-20.54 dBm	-41.93 dB	-7.54 dB
-737.500 kHz	-700.000 kHz	300.000 Hz	822.59304 MHz	-43.15 dBm	-64.54 dB	-23.15 dB
700.000 kHz	737.500 kHz	300.000 Hz	824.00696 MHz	-43.62 dBm	-65.02 dB	-23.62 dB
737.500 kHz	3.000 MHz	100.000 kHz	824.03911 MHz	-21.25 dBm	-42.64 dB	-8.25 dB

Date: 20.FEB.2024 12:12:46

LTE Band 26 / 1.4MHz / 16QAM

Lowest Band Edge / 1 RB

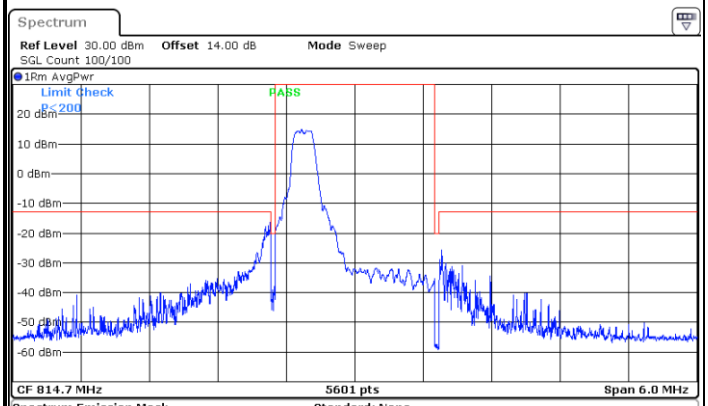

Spectrum Emission Mask Standard: None
Tx Power 21.66 dBm Tx Bandwidth 1.400 MHz RBW 30.000 kHz

Range Low	Range Up	RBW	Frequency	Power Abs	Power Rel	ΔLimit
-3.000 MHz	-737.500 kHz	100.000 kHz	813.95982 MHz	-16.31 dBm	-37.97 dB	-3.31 dB
-737.500 kHz	-700.000 kHz	300.000 Hz	813.99411 MHz	-37.96 dBm	-59.63 dB	-17.96 dB
700.000 kHz	737.500 kHz	300.000 Hz	815.40911 MHz	-57.49 dBm	-79.15 dB	-37.49 dB
737.500 kHz	3.000 MHz	100.000 kHz	815.46160 MHz	-25.70 dBm	-47.36 dB	-12.70 dB

Date: 20.FEB.2024 11:59:02

Highest Band Edge / 1 RB

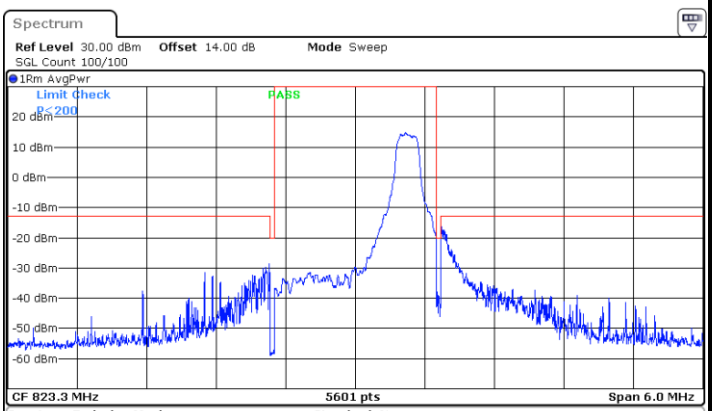

Spectrum Emission Mask Standard: None
Tx Power 21.39 dBm Tx Bandwidth 1.400 MHz RBW 30.000 kHz

Range Low	Range Up	RBW	Frequency	Power Abs	Power Rel	ΔLimit
-3.000 MHz	-737.500 kHz	100.000 kHz	822.55661 MHz	-28.57 dBm	-49.96 dB	-15.57 dB
-737.500 kHz	-700.000 kHz	300.000 Hz	822.59411 MHz	-57.16 dBm	-78.55 dB	-37.16 dB
700.000 kHz	737.500 kHz	300.000 Hz	824.00804 MHz	-37.98 dBm	-59.36 dB	-17.98 dB
737.500 kHz	3.000 MHz	100.000 kHz	824.03804 MHz	-14.64 dBm	-36.02 dB	-1.64 dB

Date: 20.FEB.2024 15:08:01

Lowest Band Edge / Full RB

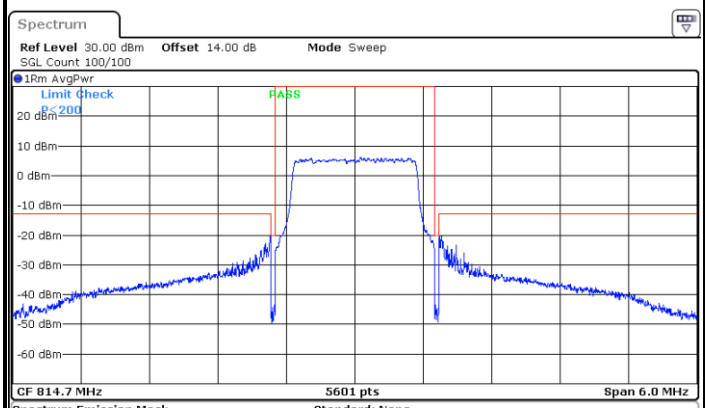

Spectrum Emission Mask Standard: None
Tx Power 20.40 dBm Tx Bandwidth 1.400 MHz RBW 30.000 kHz

Range Low	Range Up	RBW	Frequency	Power Abs	Power Rel	ΔLimit
-3.000 MHz	-737.500 kHz	100.000 kHz	813.96089 MHz	-19.85 dBm	-40.25 dB	-6.85 dB
-737.500 kHz	-700.000 kHz	300.000 Hz	813.99304 MHz	-43.60 dBm	-64.01 dB	-23.60 dB
700.000 kHz	737.500 kHz	300.000 Hz	815.40804 MHz	-43.55 dBm	-63.96 dB	-23.55 dB
737.500 kHz	3.000 MHz	100.000 kHz	815.44125 MHz	-20.48 dBm	-40.88 dB	-7.48 dB

Date: 20.FEB.2024 12:01:54

Highest Band Edge / Full RB

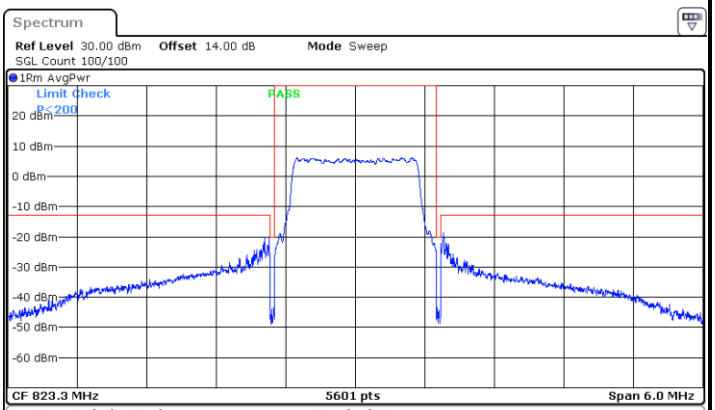

Spectrum Emission Mask Standard: None
Tx Power 20.51 dBm Tx Bandwidth 1.400 MHz RBW 30.000 kHz

Range Low	Range Up	RBW	Frequency	Power Abs	Power Rel	ΔLimit
-3.000 MHz	-737.500 kHz	100.000 kHz	822.51697 MHz	-20.26 dBm	-40.77 dB	-7.26 dB
-737.500 kHz	-700.000 kHz	300.000 Hz	822.59304 MHz	-43.54 dBm	-64.05 dB	-23.54 dB
700.000 kHz	737.500 kHz	300.000 Hz	824.00804 MHz	-43.47 dBm	-63.99 dB	-23.47 dB
737.500 kHz	3.000 MHz	100.000 kHz	824.06053 MHz	-18.68 dBm	-39.20 dB	-5.68 dB

Date: 20.FEB.2024 12:11:50

LTE Band 26 / 1.4MHz / 64QAM

Lowest Band Edge / 1 RB

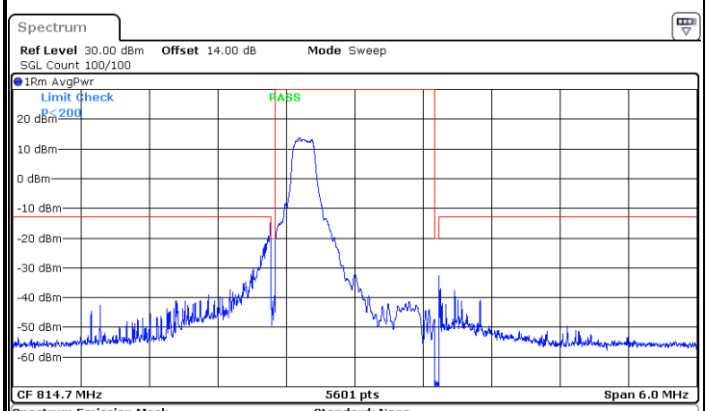

Spectrum Emission Mask Standard: None
Tx Power 20.48 dBm Tx Bandwidth 1.400 MHz RBW 30.000 kHz

Range Low	Range Up	RBW	Frequency	Power Abs	Power Rel	ΔLimit
-3.000 MHz	-737.500 kHz	100.000 kHz	813.95875 MHz	-14.91 dBm	-35.39 dB	-1.91 dB
-737.500 kHz	-700.000 kHz	300.000 Hz	813.99304 MHz	-39.49 dBm	-59.97 dB	-19.49 dB
700.000 kHz	737.500 kHz	300.000 Hz	815.40804 MHz	-67.84 dBm	-88.32 dB	-47.84 dB
737.500 kHz	3.000 MHz	100.000 kHz	815.43804 MHz	-32.54 dBm	-53.02 dB	-19.54 dB

Date: 20.FEB.2024 11:59:58

Highest Band Edge / 1 RB

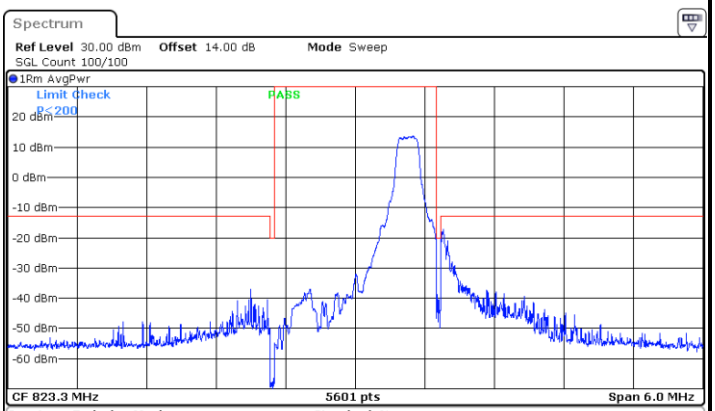

Spectrum Emission Mask Standard: None
Tx Power 20.70 dBm Tx Bandwidth 1.400 MHz RBW 30.000 kHz

Range Low	Range Up	RBW	Frequency	Power Abs	Power Rel	ΔLimit
-3.000 MHz	-737.500 kHz	100.000 kHz	822.39806 MHz	-37.12 dBm	-57.81 dB	-24.12 dB
-737.500 kHz	-700.000 kHz	300.000 Hz	822.59411 MHz	-66.62 dBm	-87.32 dB	-46.62 dB
700.000 kHz	737.500 kHz	300.000 Hz	824.00804 MHz	-38.82 dBm	-59.51 dB	-18.82 dB
737.500 kHz	3.000 MHz	100.000 kHz	824.06053 MHz	-17.34 dBm	-38.03 dB	-4.34 dB

Date: 20.FEB.2024 12:09:57

Lowest Band Edge / Full RB

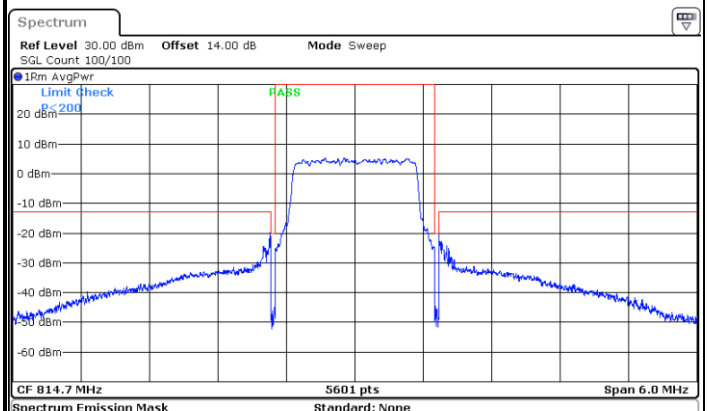

Spectrum Emission Mask Standard: None
Tx Power 19.36 dBm Tx Bandwidth 1.400 MHz RBW 30.000 kHz

Range Low	Range Up	RBW	Frequency	Power Abs	Power Rel	ΔLimit
-3.000 MHz	-737.500 kHz	100.000 kHz	813.95768 MHz	-19.94 dBm	-39.31 dB	-6.94 dB
-737.500 kHz	-700.000 kHz	300.000 Hz	813.99518 MHz	-44.83 dBm	-64.20 dB	-24.83 dB
700.000 kHz	737.500 kHz	300.000 Hz	815.40911 MHz	-44.74 dBm	-64.10 dB	-24.74 dB
737.500 kHz	3.000 MHz	100.000 kHz	815.43804 MHz	-20.19 dBm	-39.55 dB	-7.19 dB

Date: 20.FEB.2024 12:00:55

Highest Band Edge / Full RB

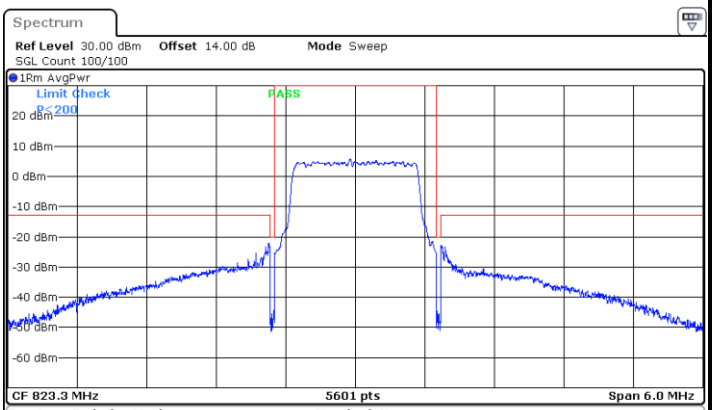

Spectrum Emission Mask Standard: None
Tx Power 19.55 dBm Tx Bandwidth 1.400 MHz RBW 30.000 kHz

Range Low	Range Up	RBW	Frequency	Power Abs	Power Rel	ΔLimit
-3.000 MHz	-737.500 kHz	100.000 kHz	822.55125 MHz	-22.18 dBm	-41.73 dB	-9.18 dB
-737.500 kHz	-700.000 kHz	300.000 Hz	822.59304 MHz	-44.32 dBm	-63.87 dB	-24.32 dB
700.000 kHz	737.500 kHz	300.000 Hz	824.00911 MHz	-44.50 dBm	-64.05 dB	-24.50 dB
737.500 kHz	3.000 MHz	100.000 kHz	824.03804 MHz	-22.84 dBm	-42.39 dB	-9.84 dB

Date: 20.FEB.2024 12:10:54

LTE Band 26 / 3MHz / QPSK

Lowest Band Edge / 1RB

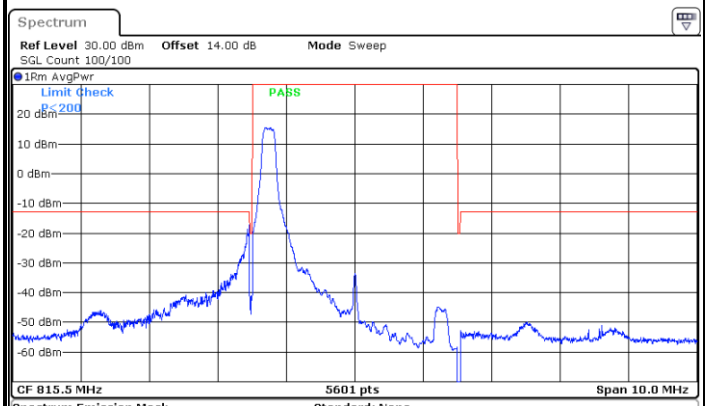

Spectrum Emission Mask Standard: None
Tx Power 22.25 dBm Tx Bandwidth 3.000 MHz RBW 30.000 kHz

Range Low	Range Up	RBW	Frequency	Power Abs	Power Rel	ΔLimit
-5.000 MHz	-1.538 MHz	100.000 kHz	813.96161 MHz	-17.26 dBm	-39.51 dB	-4.26 dB
-1.538 MHz	-1.500 MHz	300.000 Hz	813.99196 MHz	-41.00 dBm	-63.25 dB	-21.00 dB
1.500 MHz	1.538 MHz	300.000 Hz	817.00446 MHz	-78.09 dBm	-100.34 dB	-58.09 dB
1.538 MHz	5.000 MHz	100.000 kHz	818.01518 MHz	-49.91 dBm	-72.16 dB	-36.91 dB

Date: 20.FEB.2024 12:15:29

Highest Band Edge / 1RB

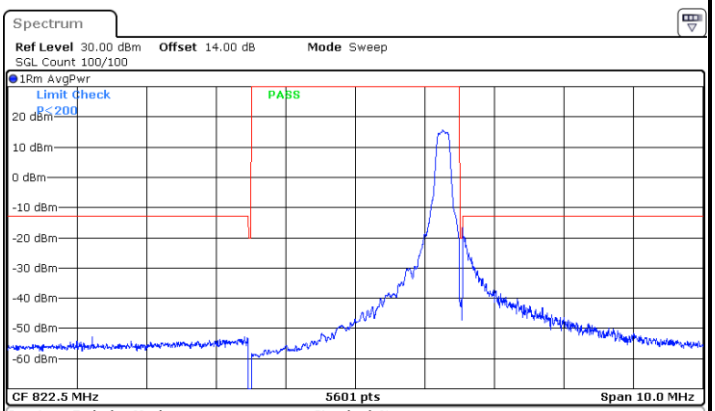

Spectrum Emission Mask Standard: None
Tx Power 22.11 dBm Tx Bandwidth 3.000 MHz RBW 30.000 kHz

Range Low	Range Up	RBW	Frequency	Power Abs	Power Rel	ΔLimit
-5.000 MHz	-1.538 MHz	100.000 kHz	820.90625 MHz	-52.67 dBm	-74.78 dB	-39.67 dB
-1.538 MHz	-1.500 MHz	300.000 Hz	820.97232 MHz	-78.16 dBm	-100.27 dB	-58.16 dB
1.500 MHz	1.538 MHz	300.000 Hz	824.02946 MHz	-40.11 dBm	-62.21 dB	-20.11 dB
1.538 MHz	5.000 MHz	100.000 kHz	824.03839 MHz	-15.59 dBm	-37.69 dB	-2.59 dB

Date: 20.FEB.2024 12:25:50

Lowest Band Edge / Full RB

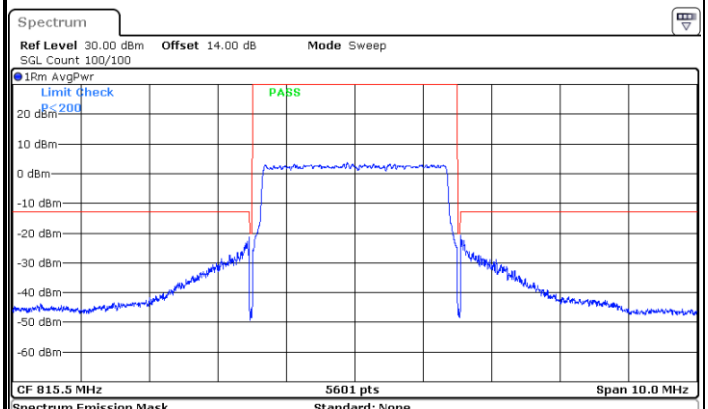

Spectrum Emission Mask Standard: None
Tx Power 21.55 dBm Tx Bandwidth 3.000 MHz RBW 30.000 kHz

Range Low	Range Up	RBW	Frequency	Power Abs	Power Rel	ΔLimit
-5.000 MHz	-1.538 MHz	100.000 kHz	813.96161 MHz	-21.44 dBm	-42.99 dB	-8.44 dB
-1.538 MHz	-1.500 MHz	300.000 Hz	813.99911 MHz	-44.84 dBm	-66.39 dB	-24.84 dB
1.500 MHz	1.538 MHz	300.000 Hz	817.00268 MHz	-43.88 dBm	-65.43 dB	-23.88 dB
1.538 MHz	5.000 MHz	100.000 kHz	817.04375 MHz	-20.66 dBm	-42.21 dB	-7.66 dB

Date: 20.FEB.2024 12:21:36

Highest Band Edge / Full RB

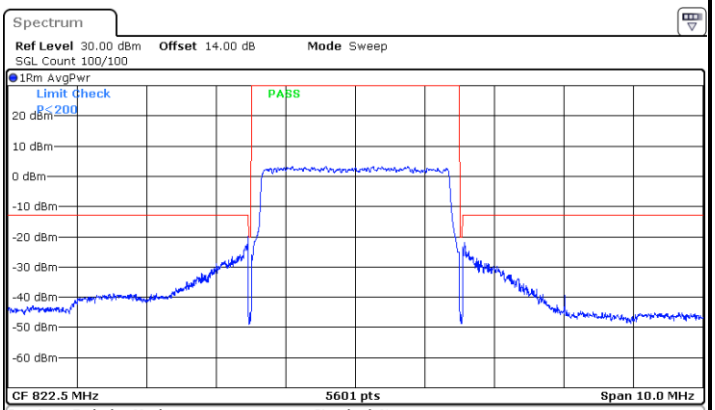

Spectrum Emission Mask Standard: None
Tx Power 21.44 dBm Tx Bandwidth 3.000 MHz RBW 30.000 kHz

Range Low	Range Up	RBW	Frequency	Power Abs	Power Rel	ΔLimit
-5.000 MHz	-1.538 MHz	100.000 kHz	820.95982 MHz	-19.84 dBm	-41.28 dB	-6.84 dB
-1.538 MHz	-1.500 MHz	300.000 Hz	820.99911 MHz	-44.79 dBm	-66.23 dB	-24.79 dB
1.500 MHz	1.538 MHz	300.000 Hz	824.00268 MHz	-44.97 dBm	-66.41 dB	-24.97 dB
1.538 MHz	5.000 MHz	100.000 kHz	824.06875 MHz	-21.76 dBm	-43.20 dB	-8.76 dB

Date: 20.FEB.2024 12:31:57

LTE Band 26 / 3MHz / 16QAM

Lowest Band Edge / 1 RB

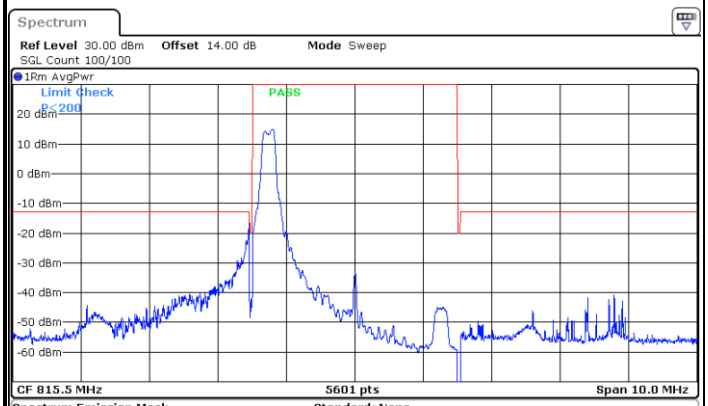

Spectrum Emission Mask Standard: None
Tx Power 21.42 dBm Tx Bandwidth 3.000 MHz RBW 30.000 kHz

Range Low	Range Up	RBW	Frequency	Power Abs	Power Rel	ΔLimit
-5.000 MHz	-1.538 MHz	100.000 kHz	813.96161 MHz	-16.03 dBm	-37.45 dB	-3.03 dB
-1.538 MHz	-1.500 MHz	300.000 Hz	813.99911 MHz	-41.62 dBm	-63.04 dB	-21.62 dB
1.500 MHz	1.538 MHz	300.000 Hz	817.02232 MHz	-77.76 dBm	-99.18 dB	-57.76 dB
1.538 MHz	5.000 MHz	100.000 kHz	819.28839 MHz	-40.96 dBm	-62.38 dB	-27.96 dB

Date: 20.FEB.2024 12:16:27

Highest Band Edge / 1 RB

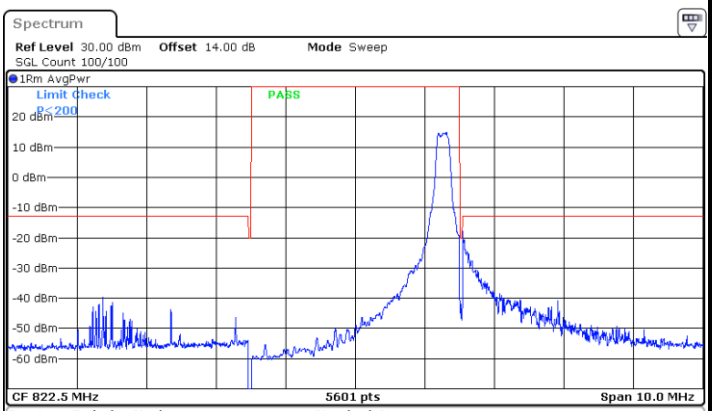

Spectrum Emission Mask Standard: None
Tx Power 21.40 dBm Tx Bandwidth 3.000 MHz RBW 30.000 kHz

Range Low	Range Up	RBW	Frequency	Power Abs	Power Rel	ΔLimit
-5.000 MHz	-1.538 MHz	100.000 kHz	818.86875 MHz	-39.62 dBm	-61.02 dB	-26.62 dB
-1.538 MHz	-1.500 MHz	300.000 Hz	820.96339 MHz	-78.08 dBm	-99.48 dB	-58.08 dB
1.500 MHz	1.538 MHz	300.000 Hz	824.00089 MHz	-40.97 dBm	-62.37 dB	-20.97 dB
1.538 MHz	5.000 MHz	100.000 kHz	824.04018 MHz	-17.94 dBm	-39.34 dB	-4.94 dB

Date: 20.FEB.2024 12:26:47

Lowest Band Edge / Full RB

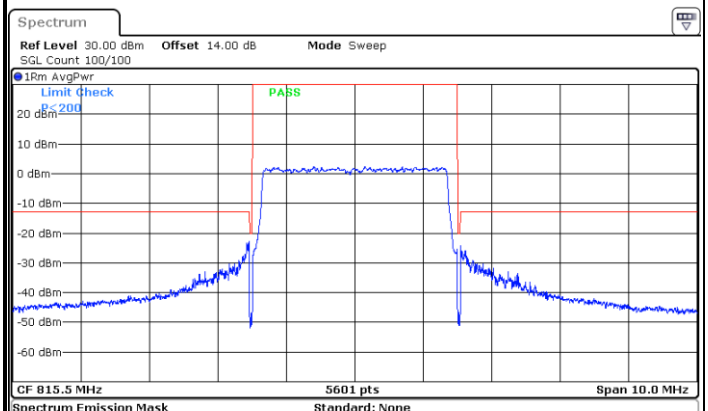

Spectrum Emission Mask Standard: None
Tx Power 20.52 dBm Tx Bandwidth 3.000 MHz RBW 30.000 kHz

Range Low	Range Up	RBW	Frequency	Power Abs	Power Rel	ΔLimit
-5.000 MHz	-1.538 MHz	100.000 kHz	813.95625 MHz	-22.85 dBm	-43.38 dB	-9.85 dB
-1.538 MHz	-1.500 MHz	300.000 Hz	813.99911 MHz	-46.64 dBm	-67.17 dB	-26.64 dB
1.500 MHz	1.538 MHz	300.000 Hz	817.00446 MHz	-45.82 dBm	-66.34 dB	-25.82 dB
1.538 MHz	5.000 MHz	100.000 kHz	817.04196 MHz	-24.14 dBm	-44.66 dB	-11.14 dB

Date: 20.FEB.2024 12:20:40

Highest Band Edge / Full RB

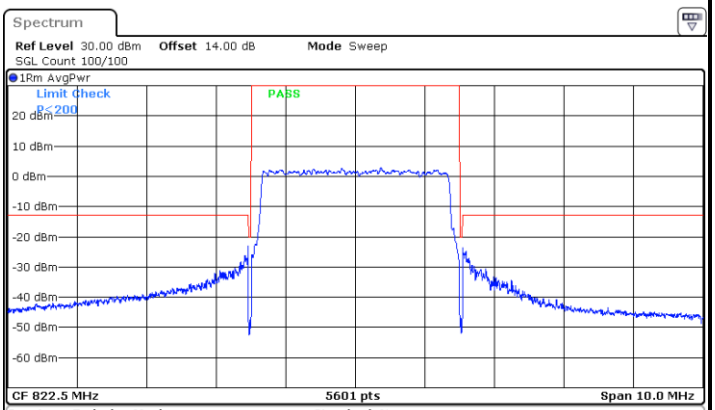

Spectrum Emission Mask Standard: None
Tx Power 20.57 dBm Tx Bandwidth 3.000 MHz RBW 30.000 kHz

Range Low	Range Up	RBW	Frequency	Power Abs	Power Rel	ΔLimit
-5.000 MHz	-1.538 MHz	100.000 kHz	820.95982 MHz	-22.93 dBm	-43.50 dB	-9.93 dB
-1.538 MHz	-1.500 MHz	300.000 Hz	820.99911 MHz	-46.79 dBm	-67.36 dB	-26.79 dB
1.500 MHz	1.538 MHz	300.000 Hz	824.00089 MHz	-46.10 dBm	-66.67 dB	-26.10 dB
1.538 MHz	5.000 MHz	100.000 kHz	824.04018 MHz	-23.52 dBm	-44.09 dB	-10.52 dB

Date: 20.FEB.2024 12:29:37

LTE Band 26 / 3MHz / 64QAM

Lowest Band Edge / 1 RB

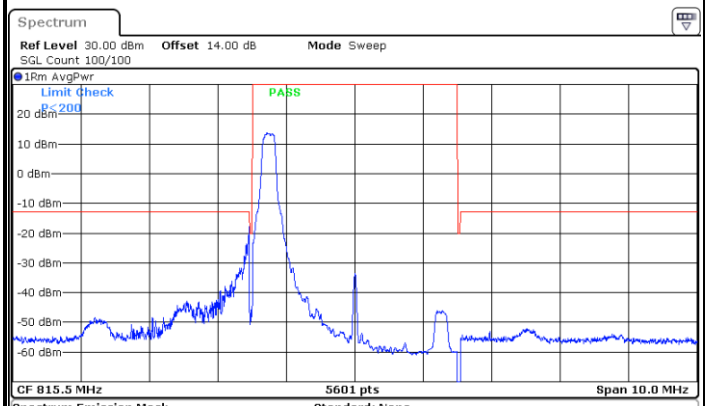

Spectrum Emission Mask Standard: None
Tx Power 20.41 dBm Tx Bandwidth 3.000 MHz RBW 30.000 kHz

Range Low	Range Up	RBW	Frequency	Power Abs	Power Rel	ΔLimit
-5.000 MHz	-1.538 MHz	100.000 kHz	813.95982 MHz	-17.90 dBm	-38.32 dB	-4.90 dB
-1.538 MHz	-1.500 MHz	300.000 Hz	813.99911 MHz	-44.54 dBm	-64.95 dB	-24.54 dB
1.500 MHz	1.538 MHz	300.000 Hz	817.03482 MHz	-79.91 dBm	-100.33 dB	-59.91 dB
1.538 MHz	5.000 MHz	100.000 kHz	818.00625 MHz	-52.17 dBm	-72.58 dB	-39.17 dB

Date: 20.FEB.2024 12:17:23

Highest Band Edge / 1 RB

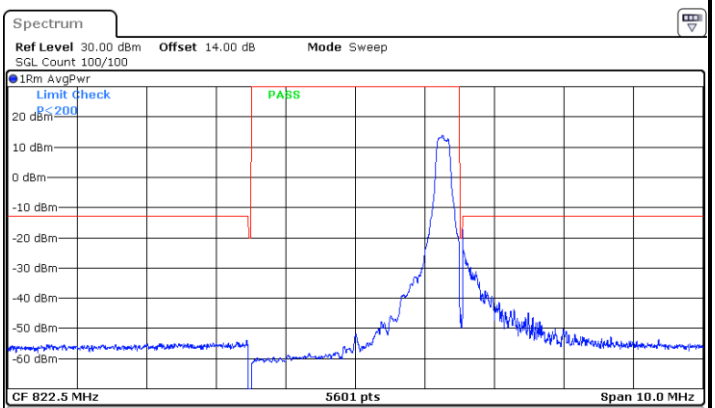

Spectrum Emission Mask Standard: None
Tx Power 20.20 dBm Tx Bandwidth 3.000 MHz RBW 30.000 kHz

Range Low	Range Up	RBW	Frequency	Power Abs	Power Rel	ΔLimit
-5.000 MHz	-1.538 MHz	100.000 kHz	820.93839 MHz	-53.92 dBm	-74.12 dB	-40.92 dB
-1.538 MHz	-1.500 MHz	300.000 Hz	820.99018 MHz	-80.00 dBm	-100.20 dB	-60.00 dB
1.500 MHz	1.538 MHz	300.000 Hz	824.00446 MHz	-43.23 dBm	-63.43 dB	-23.23 dB
1.538 MHz	5.000 MHz	100.000 kHz	824.03839 MHz	-17.26 dBm	-37.46 dB	-4.26 dB

Date: 20.FEB.2024 12:27:43

Lowest Band Edge / Full RB

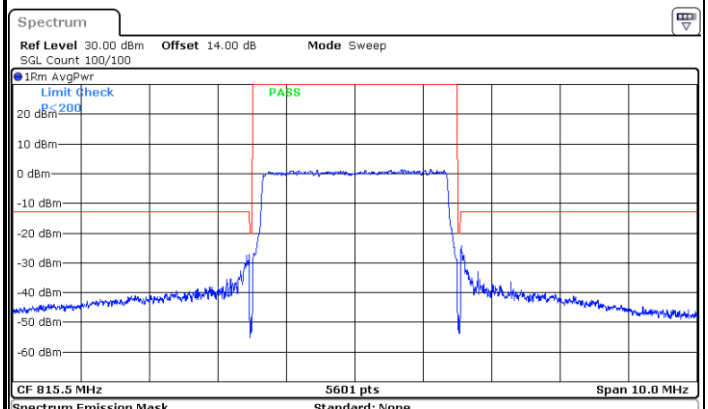

Spectrum Emission Mask Standard: None
Tx Power 19.52 dBm Tx Bandwidth 3.000 MHz RBW 30.000 kHz

Range Low	Range Up	RBW	Frequency	Power Abs	Power Rel	ΔLimit
-5.000 MHz	-1.538 MHz	100.000 kHz	813.95982 MHz	-27.21 dBm	-46.73 dB	-14.21 dB
-1.538 MHz	-1.500 MHz	300.000 Hz	813.99911 MHz	-47.29 dBm	-66.81 dB	-27.29 dB
1.500 MHz	1.538 MHz	300.000 Hz	817.00268 MHz	-46.92 dBm	-66.44 dB	-26.92 dB
1.538 MHz	5.000 MHz	100.000 kHz	817.05268 MHz	-24.32 dBm	-43.84 dB	-11.32 dB

Date: 20.FEB.2024 12:19:43

Highest Band Edge / Full RB

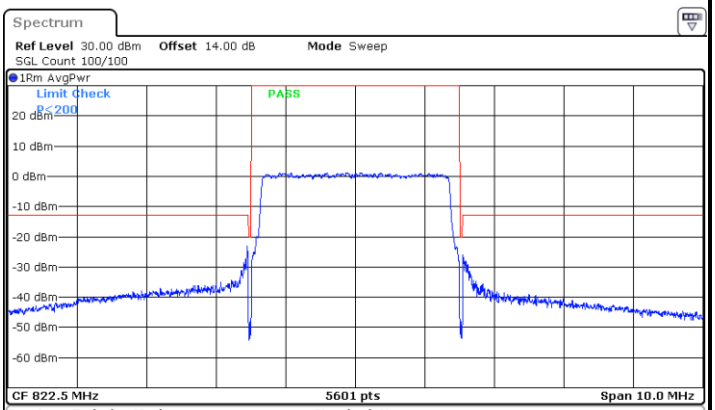

Spectrum Emission Mask Standard: None
Tx Power 19.48 dBm Tx Bandwidth 3.000 MHz RBW 30.000 kHz

Range Low	Range Up	RBW	Frequency	Power Abs	Power Rel	ΔLimit
-5.000 MHz	-1.538 MHz	100.000 kHz	820.94375 MHz	-22.96 dBm	-42.44 dB	-9.96 dB
-1.538 MHz	-1.500 MHz	300.000 Hz	820.99911 MHz	-46.96 dBm	-66.44 dB	-26.96 dB
1.500 MHz	1.538 MHz	300.000 Hz	824.00268 MHz	-47.14 dBm	-66.61 dB	-27.14 dB
1.538 MHz	5.000 MHz	100.000 kHz	824.03839 MHz	-26.01 dBm	-45.49 dB	-13.01 dB

Date: 20.FEB.2024 12:28:40

LTE Band 26 / 5MHz / QPSK

Lowest Band Edge / 1RB

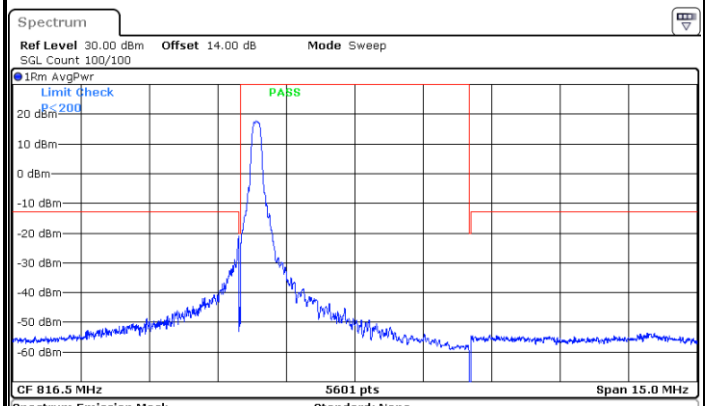

Spectrum Emission Mask Standard: None
Tx Power 22.15 dBm Tx Bandwidth 5.000 MHz RBW 50.000 kHz

Range Low	Range Up	RBW	Frequency	Power Abs	Power Rel	ΔLimit
-7.500 MHz	-2.538 MHz	100.000 kHz	813.95312 MHz	-21.06 dBm	-43.21 dB	-8.06 dB
-2.538 MHz	-2.500 MHz	300.000 Hz	813.99866 MHz	-43.52 dBm	-65.67 dB	-23.52 dB
2.500 MHz	2.538 MHz	300.000 Hz	819.00670 MHz	-80.21 dBm	-102.36 dB	-60.21 dB
2.538 MHz	7.500 MHz	100.000 kHz	822.90809 MHz	-53.66 dBm	-75.81 dB	-40.66 dB

Date: 20.FEB.2024 12:34:40

Highest Band Edge / 1RB

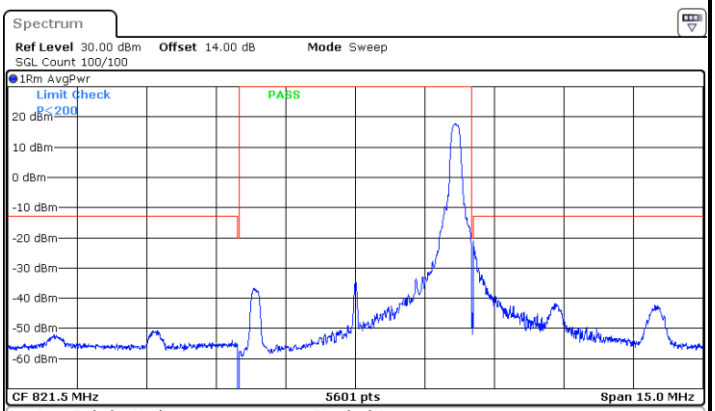

Spectrum Emission Mask Standard: None
Tx Power 22.17 dBm Tx Bandwidth 5.000 MHz RBW 50.000 kHz

Range Low	Range Up	RBW	Frequency	Power Abs	Power Rel	ΔLimit
-7.500 MHz	-2.538 MHz	100.000 kHz	817.23018 MHz	-50.72 dBm	-72.89 dB	-37.72 dB
-2.538 MHz	-2.500 MHz	300.000 Hz	818.99330 MHz	-80.10 dBm	-102.27 dB	-60.10 dB
2.500 MHz	2.538 MHz	300.000 Hz	824.00402 MHz	-43.89 dBm	-66.06 dB	-23.89 dB
2.538 MHz	7.500 MHz	100.000 kHz	824.04688 MHz	-21.13 dBm	-43.29 dB	-8.13 dB

Date: 20.FEB.2024 12:44:24

Lowest Band Edge / Full RB

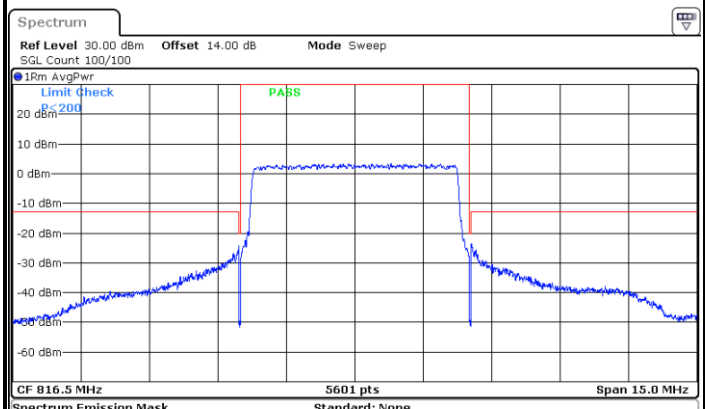

Spectrum Emission Mask Standard: None
Tx Power 21.57 dBm Tx Bandwidth 5.000 MHz RBW 50.000 kHz

Range Low	Range Up	RBW	Frequency	Power Abs	Power Rel	ΔLimit
-7.500 MHz	-2.538 MHz	100.000 kHz	813.96116 MHz	-24.31 dBm	-45.87 dB	-11.31 dB
-2.538 MHz	-2.500 MHz	300.000 Hz	813.98795 MHz	-49.01 dBm	-70.58 dB	-29.01 dB
2.500 MHz	2.538 MHz	300.000 Hz	819.00134 MHz	-48.80 dBm	-70.37 dB	-28.80 dB
2.538 MHz	7.500 MHz	100.000 kHz	819.05224 MHz	-23.71 dBm	-45.28 dB	-10.71 dB

Date: 20.FEB.2024 12:39:22

Highest Band Edge / Full RB

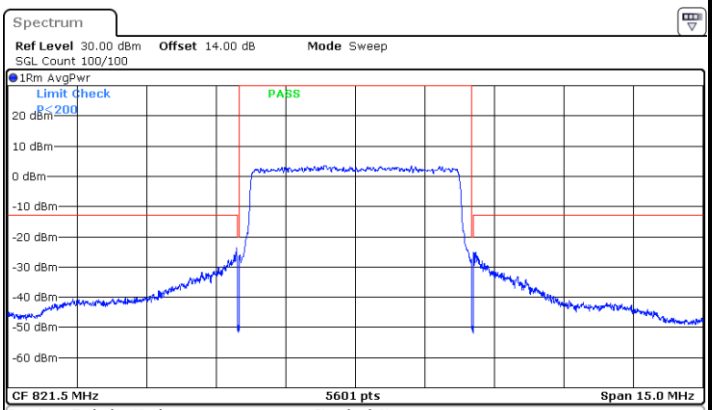

Spectrum Emission Mask Standard: None
Tx Power 21.48 dBm Tx Bandwidth 5.000 MHz RBW 50.000 kHz

Range Low	Range Up	RBW	Frequency	Power Abs	Power Rel	ΔLimit
-7.500 MHz	-2.538 MHz	100.000 kHz	818.93704 MHz	-23.60 dBm	-45.08 dB	-10.60 dB
-2.538 MHz	-2.500 MHz	300.000 Hz	818.98795 MHz	-49.30 dBm	-70.79 dB	-29.30 dB
2.500 MHz	2.538 MHz	300.000 Hz	824.00134 MHz	-48.68 dBm	-70.17 dB	-28.68 dB
2.538 MHz	7.500 MHz	100.000 kHz	824.05224 MHz	-25.03 dBm	-46.51 dB	-12.03 dB

Date: 20.FEB.2024 12:49:07

LTE Band 26 / 5MHz / 16QAM

Lowest Band Edge / 1 RB

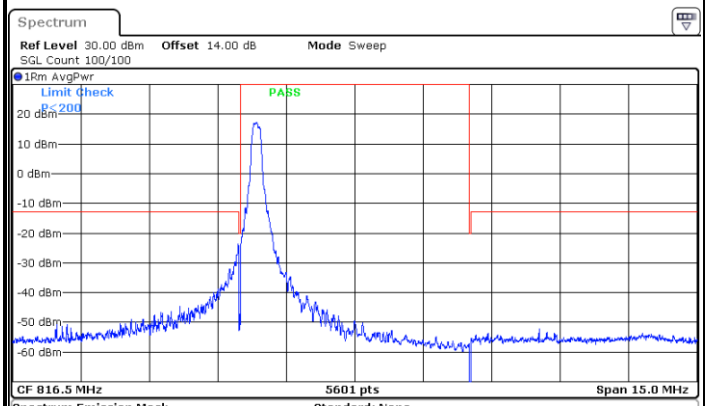

Spectrum Emission Mask Standard: None
Tx Power 21.49 dBm Tx Bandwidth 5.000 MHz RBW 50.000 kHz

Range Low	Range Up	RBW	Frequency	Power Abs	Power Rel	ΔLimit
-7.500 MHz	-2.538 MHz	100.000 kHz	813.94240 MHz	-23.54 dBm	-45.02 dB	-10.54 dB
-2.538 MHz	-2.500 MHz	300.000 Hz	813.99866 MHz	-44.77 dBm	-66.25 dB	-24.77 dB
2.500 MHz	2.538 MHz	300.000 Hz	819.02277 MHz	-80.44 dBm	-101.92 dB	-60.44 dB
2.538 MHz	7.500 MHz	100.000 kHz	820.53938 MHz	-52.09 dBm	-73.58 dB	-39.09 dB

Date: 20.FEB.2024 12:35:36

Highest Band Edge / 1 RB

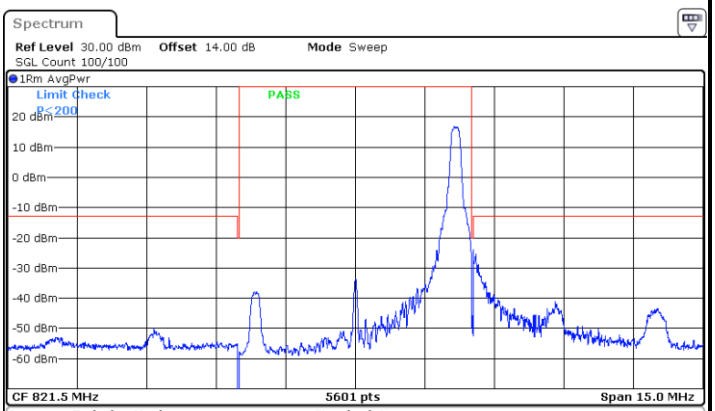

Spectrum Emission Mask Standard: None
Tx Power 21.28 dBm Tx Bandwidth 5.000 MHz RBW 50.000 kHz

Range Low	Range Up	RBW	Frequency	Power Abs	Power Rel	ΔLimit
-7.500 MHz	-2.538 MHz	100.000 kHz	817.15247 MHz	-49.85 dBm	-71.14 dB	-36.85 dB
-2.538 MHz	-2.500 MHz	300.000 Hz	818.97455 MHz	-80.12 dBm	-101.41 dB	-60.12 dB
2.500 MHz	2.538 MHz	300.000 Hz	824.00134 MHz	-43.53 dBm	-64.82 dB	-23.53 dB
2.538 MHz	7.500 MHz	100.000 kHz	824.03884 MHz	-23.89 dBm	-45.18 dB	-10.89 dB

Date: 20.FEB.2024 12:45:21

Lowest Band Edge / Full RB

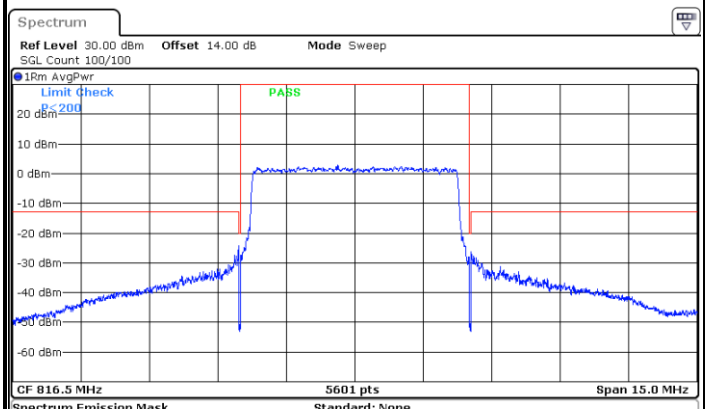

Spectrum Emission Mask Standard: None
Tx Power 20.52 dBm Tx Bandwidth 5.000 MHz RBW 50.000 kHz

Range Low	Range Up	RBW	Frequency	Power Abs	Power Rel	ΔLimit
-7.500 MHz	-2.538 MHz	100.000 kHz	813.95580 MHz	-24.25 dBm	-44.77 dB	-11.25 dB
-2.538 MHz	-2.500 MHz	300.000 Hz	813.98795 MHz	-50.46 dBm	-70.98 dB	-30.46 dB
2.500 MHz	2.538 MHz	300.000 Hz	819.00134 MHz	-49.83 dBm	-70.35 dB	-29.83 dB
2.538 MHz	7.500 MHz	100.000 kHz	819.04152 MHz	-26.36 dBm	-46.88 dB	-13.36 dB

Date: 20.FEB.2024 12:38:26

Highest Band Edge / Full RB

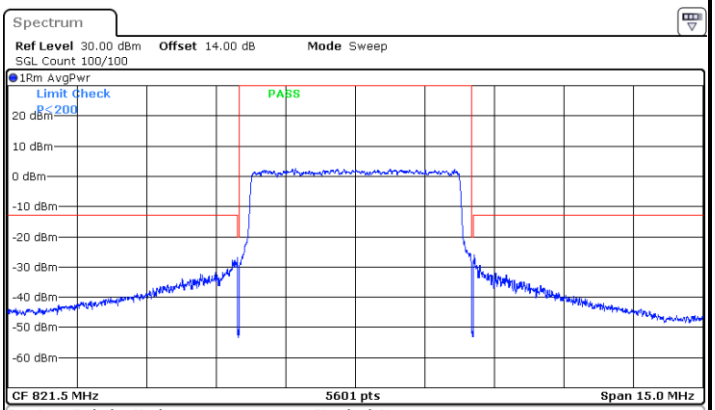

Spectrum Emission Mask Standard: None
Tx Power 20.52 dBm Tx Bandwidth 5.000 MHz RBW 50.000 kHz

Range Low	Range Up	RBW	Frequency	Power Abs	Power Rel	ΔLimit
-7.500 MHz	-2.538 MHz	100.000 kHz	818.95312 MHz	-26.81 dBm	-47.33 dB	-13.81 dB
-2.538 MHz	-2.500 MHz	300.000 Hz	818.98795 MHz	-50.41 dBm	-70.93 dB	-30.41 dB
2.500 MHz	2.538 MHz	300.000 Hz	824.00134 MHz	-49.98 dBm	-70.50 dB	-29.98 dB
2.538 MHz	7.500 MHz	100.000 kHz	824.06564 MHz	-26.06 dBm	-46.58 dB	-13.06 dB

Date: 20.FEB.2024 12:48:10

LTE Band 26 / 5MHz / 64QAM

Lowest Band Edge / 1 RB

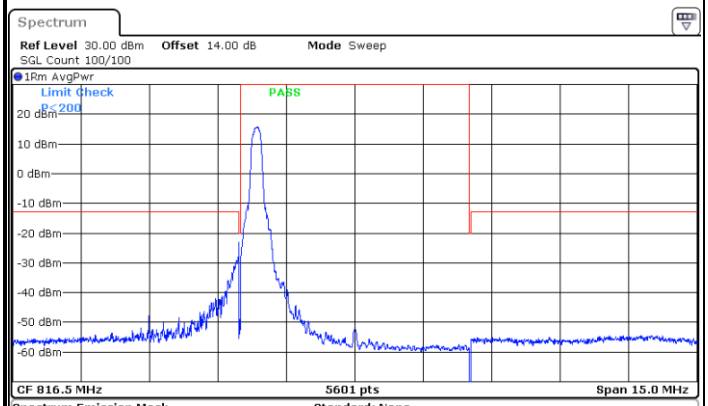

Spectrum Emission Mask Standard: None
Tx Power 20.15 dBm Tx Bandwidth 5.000 MHz RBW 50.000 kHz

Range Low	Range Up	RBW	Frequency	Power Abs	Power Rel	ΔLimit
-7.500 MHz	-2.538 MHz	100.000 kHz	813.96116 MHz	-22.94 dBm	-43.09 dB	-9.94 dB
-2.538 MHz	-2.500 MHz	300.000 Hz	813.99866 MHz	-45.72 dBm	-65.87 dB	-25.72 dB
2.500 MHz	2.538 MHz	300.000 Hz	819.03348 MHz	-80.77 dBm	-100.91 dB	-60.77 dB
2.538 MHz	7.500 MHz	100.000 kHz	823.00187 MHz	-54.43 dBm	-74.58 dB	-41.43 dB

Date: 20.FEB.2024 12:36:33

Highest Band Edge / 1 RB

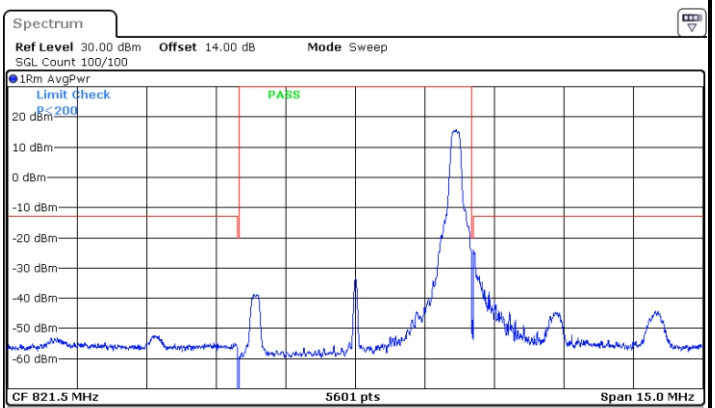

Spectrum Emission Mask Standard: None
Tx Power 20.25 dBm Tx Bandwidth 5.000 MHz RBW 50.000 kHz

Range Low	Range Up	RBW	Frequency	Power Abs	Power Rel	ΔLimit
-7.500 MHz	-2.538 MHz	100.000 kHz	817.14176 MHz	-52.52 dBm	-72.76 dB	-39.52 dB
-2.538 MHz	-2.500 MHz	300.000 Hz	818.97723 MHz	-80.71 dBm	-100.96 dB	-60.71 dB
2.500 MHz	2.538 MHz	300.000 Hz	824.00134 MHz	-44.96 dBm	-65.21 dB	-24.96 dB
2.538 MHz	7.500 MHz	100.000 kHz	824.03884 MHz	-23.94 dBm	-44.19 dB	-10.94 dB

Date: 20.FEB.2024 12:46:17

Lowest Band Edge / Full RB

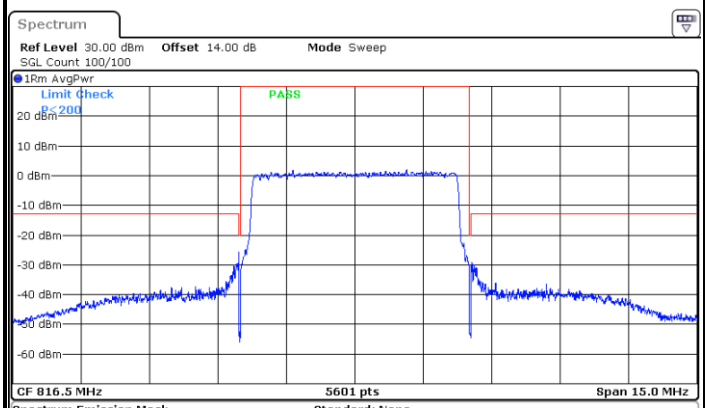

Spectrum Emission Mask Standard: None
Tx Power 19.60 dBm Tx Bandwidth 5.000 MHz RBW 50.000 kHz

Range Low	Range Up	RBW	Frequency	Power Abs	Power Rel	ΔLimit
-7.500 MHz	-2.538 MHz	100.000 kHz	813.96116 MHz	-25.72 dBm	-45.32 dB	-12.72 dB
-2.538 MHz	-2.500 MHz	300.000 Hz	813.99866 MHz	-51.81 dBm	-71.41 dB	-31.81 dB
2.500 MHz	2.538 MHz	300.000 Hz	819.00134 MHz	-51.80 dBm	-71.39 dB	-31.80 dB
2.538 MHz	7.500 MHz	100.000 kHz	819.07099 MHz	-29.08 dBm	-48.68 dB	-16.08 dB

Date: 20.FEB.2024 12:47:29

Highest Band Edge / Full RB

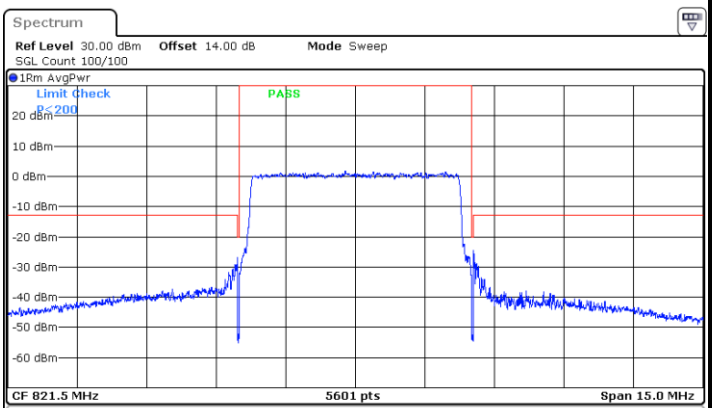

Spectrum Emission Mask Standard: None
Tx Power 19.55 dBm Tx Bandwidth 5.000 MHz RBW 50.000 kHz

Range Low	Range Up	RBW	Frequency	Power Abs	Power Rel	ΔLimit
-7.500 MHz	-2.538 MHz	100.000 kHz	818.95312 MHz	-26.99 dBm	-46.54 dB	-13.99 dB
-2.538 MHz	-2.500 MHz	300.000 Hz	818.97455 MHz	-52.35 dBm	-71.90 dB	-32.35 dB
2.500 MHz	2.538 MHz	300.000 Hz	824.00134 MHz	-52.49 dBm	-72.04 dB	-32.49 dB
2.538 MHz	7.500 MHz	100.000 kHz	824.05224 MHz	-24.63 dBm	-44.18 dB	-11.63 dB

Date: 20.FEB.2024 12:47:14

LTE Band 26 / 10MHz / QPSK

Lowest Band Edge / 1RB

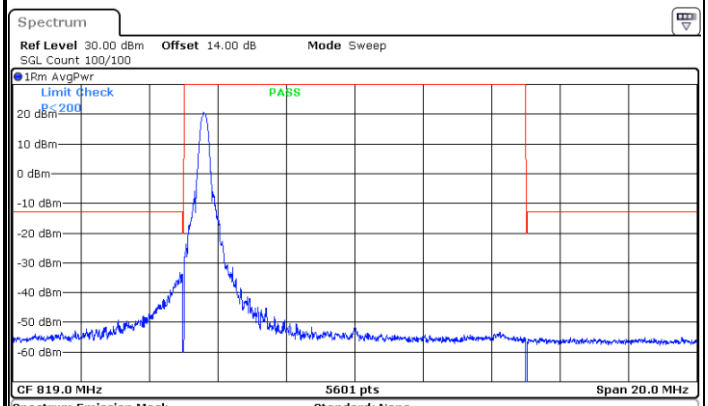

Spectrum Emission Mask — Standard: None
Tx Power 22.02 dBm — Tx Bandwidth 10.000 MHz — RBW 100.000 kHz

Range Low	Range Up	RBW	Frequency	Power Abs	Power Rel	ΔLimit
-10.000 MHz	-5.038 MHz	100.000 kHz	813.88211 MHz	-33.21 dBm	-55.22 dB	-20.21 dB
-5.038 MHz	-5.000 MHz	300.000 Hz	813.99813 MHz	-55.91 dBm	-77.92 dB	-35.91 dB
5.000 MHz	5.038 MHz	300.000 Hz	824.03562 MHz	-81.22 dBm	-103.23 dB	-61.22 dB
5.038 MHz	10.000 MHz	100.000 kHz	827.47624 MHz	-55.09 dBm	-77.11 dB	-42.09 dB

Date: 20.FEB.2024 12:51:55

Lowest Band Edge / 1RB

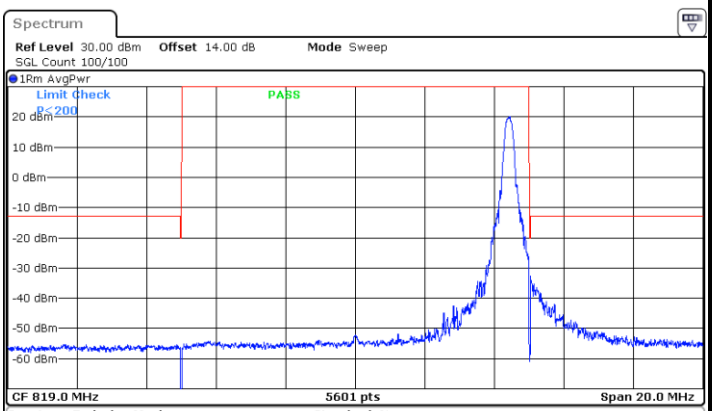

Spectrum Emission Mask — Standard: None
Tx Power 21.69 dBm — Tx Bandwidth 10.000 MHz — RBW 100.000 kHz

Range Low	Range Up	RBW	Frequency	Power Abs	Power Rel	ΔLimit
-10.000 MHz	-5.038 MHz	100.000 kHz	810.61308 MHz	-55.38 dBm	-77.07 dB	-42.38 dB
-5.038 MHz	-5.000 MHz	300.000 Hz	813.99437 MHz	-81.23 dBm	-102.92 dB	-61.23 dB
5.000 MHz	5.038 MHz	300.000 Hz	824.00563 MHz	-55.46 dBm	-77.16 dB	-35.46 dB
5.038 MHz	10.000 MHz	100.000 kHz	824.03929 MHz	-32.68 dBm	-54.37 dB	-19.68 dB

Date: 20.FEB.2024 12:58:00

Lowest Band Edge / Full RB

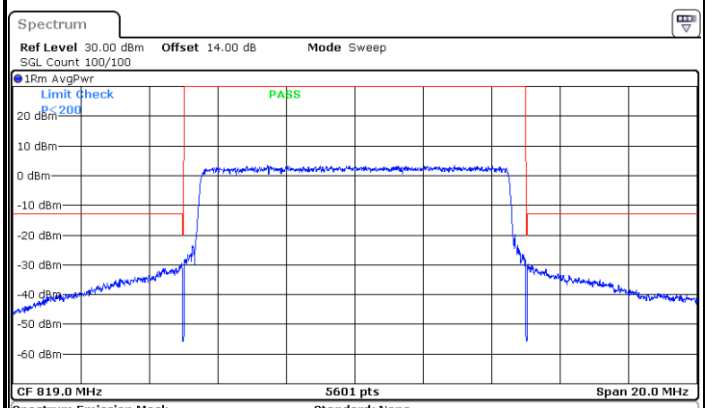

Spectrum Emission Mask — Standard: None
Tx Power 21.39 dBm — Tx Bandwidth 10.000 MHz — RBW 100.000 kHz

Range Low	Range Up	RBW	Frequency	Power Abs	Power Rel	ΔLimit
-10.000 MHz	-5.038 MHz	100.000 kHz	813.93570 MHz	-29.57 dBm	-50.97 dB	-16.57 dB
-5.038 MHz	-5.000 MHz	300.000 Hz	813.99813 MHz	-54.24 dBm	-75.64 dB	-34.24 dB
5.000 MHz	5.038 MHz	300.000 Hz	824.01688 MHz	-54.32 dBm	-75.71 dB	-34.32 dB
5.038 MHz	10.000 MHz	100.000 kHz	824.06430 MHz	-29.79 dBm	-51.19 dB	-16.79 dB

Date: 20.FEB.2024 12:58:56

LTE Band 26 / 10MHz / 16QAM

Lowest Band Edge / 1 RB

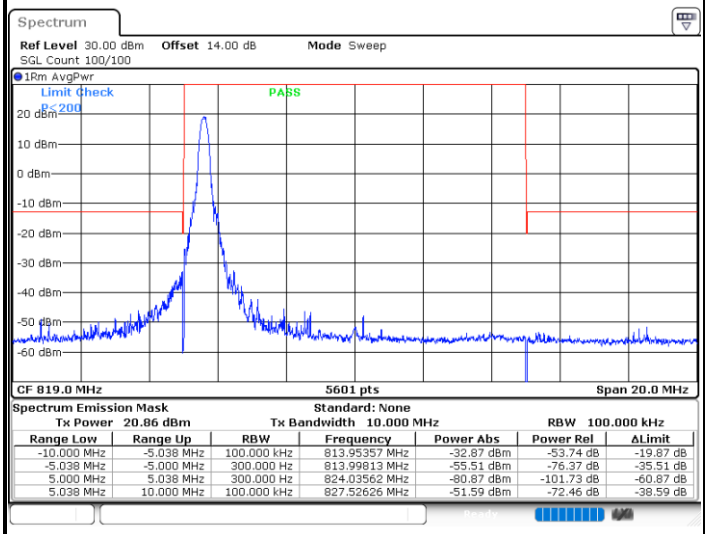

Spectrum Emission Mask Standard: None
Tx Power 20.86 dBm Tx Bandwidth 10.000 MHz RBW 100.000 kHz

Range Low	Range Up	RBW	Frequency	Power Abs	Power Rel	ΔLimit
-10.000 MHz	-5.038 MHz	100.000 kHz	813.95357 MHz	-32.87 dBm	-53.74 dB	-19.87 dB
-5.038 MHz	-5.000 MHz	300.000 Hz	813.99813 MHz	-55.51 dBm	-76.37 dB	-35.51 dB
5.000 MHz	5.038 MHz	300.000 Hz	824.03562 MHz	-80.87 dBm	-101.73 dB	-60.87 dB
5.038 MHz	10.000 MHz	100.000 kHz	827.52626 MHz	-51.59 dBm	-72.46 dB	-38.59 dB

Date: 20.FEB.2024 12:52:51

Lowest Band Edge / 1 RB

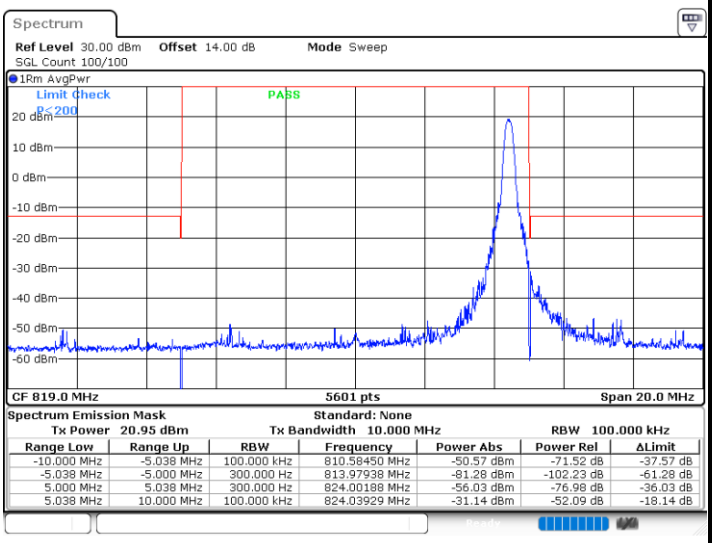

Spectrum Emission Mask Standard: None
Tx Power 20.95 dBm Tx Bandwidth 10.000 MHz RBW 100.000 kHz

Range Low	Range Up	RBW	Frequency	Power Abs	Power Rel	ΔLimit
-10.000 MHz	-5.038 MHz	100.000 kHz	810.58450 MHz	-50.57 dBm	-71.52 dB	-37.57 dB
-5.038 MHz	-5.000 MHz	300.000 Hz	813.97938 MHz	-81.28 dBm	-102.23 dB	-61.28 dB
5.000 MHz	5.038 MHz	300.000 Hz	824.00188 MHz	-56.03 dBm	-76.98 dB	-36.03 dB
5.038 MHz	10.000 MHz	100.000 kHz	824.03929 MHz	-31.14 dBm	-52.09 dB	-18.14 dB

Date: 20.FEB.2024 12:57:03

Lowest Band Edge / Full RB

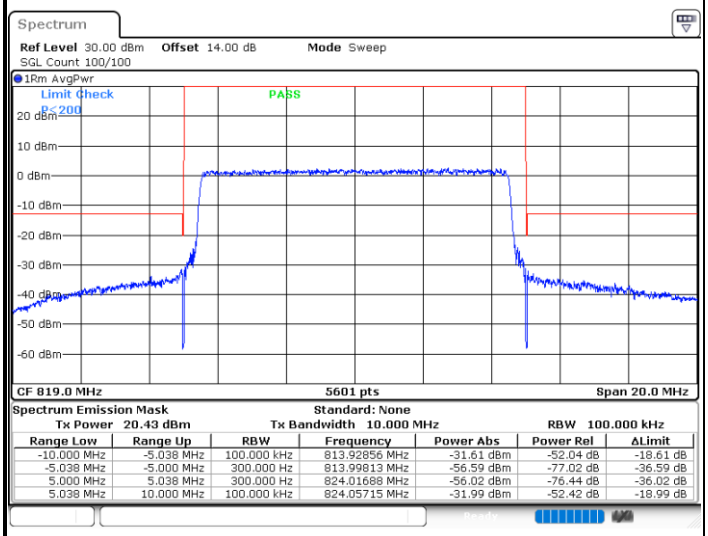

Spectrum Emission Mask Standard: None
Tx Power 20.43 dBm Tx Bandwidth 10.000 MHz RBW 100.000 kHz

Range Low	Range Up	RBW	Frequency	Power Abs	Power Rel	ΔLimit
-10.000 MHz	-5.038 MHz	100.000 kHz	813.92856 MHz	-31.61 dBm	-52.04 dB	-18.61 dB
-5.038 MHz	-5.000 MHz	300.000 Hz	813.99813 MHz	-56.59 dBm	-77.02 dB	-36.59 dB
5.000 MHz	5.038 MHz	300.000 Hz	824.01688 MHz	-56.02 dBm	-76.44 dB	-36.02 dB
5.038 MHz	10.000 MHz	100.000 kHz	824.05715 MHz	-31.99 dBm	-52.42 dB	-18.99 dB

Date: 20.FEB.2024 12:59:53

LTE Band 26 / 10MHz / 64QAM

Lowest Band Edge / 1 RB

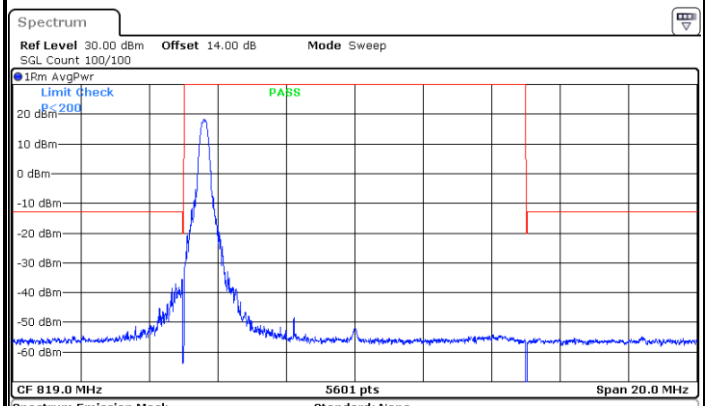

Spectrum Emission Mask Standard: None
Tx Power 20.00 dBm Tx Bandwidth 10.000 MHz RBW 100.000 kHz

Range Low	Range Up	RBW	Frequency	Power Abs	Power Rel	ΔLimit
-10.000 MHz	-5.038 MHz	100.000 kHz	813.95357 MHz	-35.51 dBm	-55.51 dB	-22.51 dB
-5.038 MHz	-5.000 MHz	300.000 Hz	813.99813 MHz	-57.98 dBm	-77.97 dB	-37.98 dB
5.000 MHz	5.038 MHz	300.000 Hz	824.02813 MHz	-81.11 dBm	-101.11 dB	-61.11 dB
5.038 MHz	10.000 MHz	100.000 kHz	827.38692 MHz	-54.84 dBm	-74.84 dB	-41.84 dB

Date: 20.FEB.2024 12:53:47

Lowest Band Edge / 1 RB

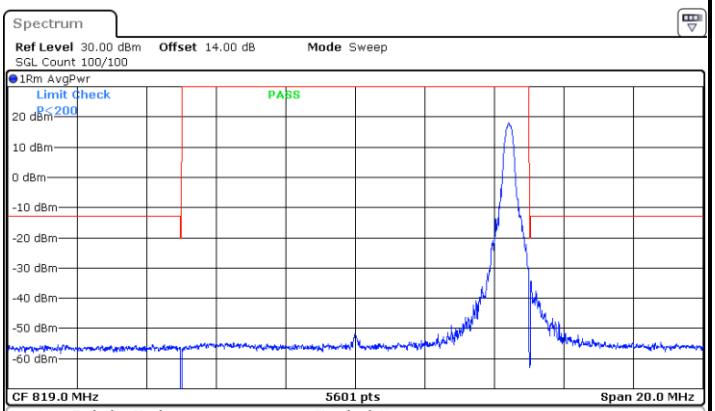

Spectrum Emission Mask Standard: None
Tx Power 19.56 dBm Tx Bandwidth 10.000 MHz RBW 100.000 kHz

Range Low	Range Up	RBW	Frequency	Power Abs	Power Rel	ΔLimit
-10.000 MHz	-5.038 MHz	100.000 kHz	810.44516 MHz	-55.37 dBm	-74.93 dB	-42.37 dB
-5.038 MHz	-5.000 MHz	300.000 Hz	813.96438 MHz	-81.23 dBm	-100.79 dB	-61.23 dB
5.000 MHz	5.038 MHz	300.000 Hz	824.00563 MHz	-58.09 dBm	-77.65 dB	-38.09 dB
5.038 MHz	10.000 MHz	100.000 kHz	824.04643 MHz	-34.43 dBm	-53.99 dB	-21.43 dB

Date: 20.FEB.2024 12:56:07

Lowest Band Edge / Full RB

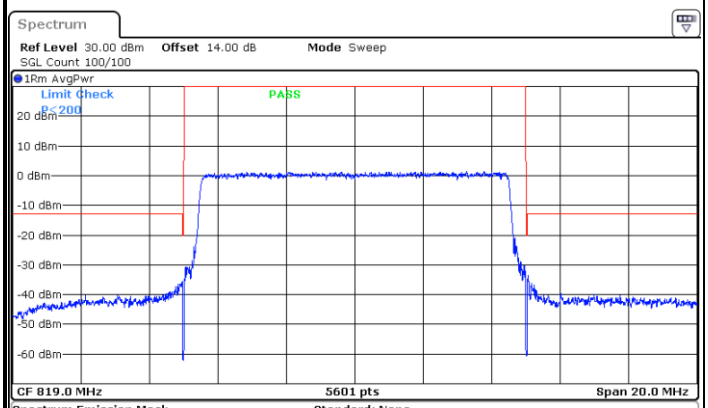

Spectrum Emission Mask Standard: None
Tx Power 19.44 dBm Tx Bandwidth 10.000 MHz RBW 100.000 kHz

Range Low	Range Up	RBW	Frequency	Power Abs	Power Rel	ΔLimit
-10.000 MHz	-5.038 MHz	100.000 kHz	813.95714 MHz	-35.53 dBm	-54.97 dB	-22.53 dB
-5.038 MHz	-5.000 MHz	300.000 Hz	813.98688 MHz	-58.93 dBm	-78.37 dB	-38.93 dB
5.000 MHz	5.038 MHz	300.000 Hz	824.00188 MHz	-59.00 dBm	-78.44 dB	-39.00 dB
5.038 MHz	10.000 MHz	100.000 kHz	824.06072 MHz	-33.44 dBm	-52.88 dB	-20.44 dB

Date: 20.FEB.2024 13:00:49

LTE Band 26 / 15MHz

Highest Band Edge / 1RB QPSK

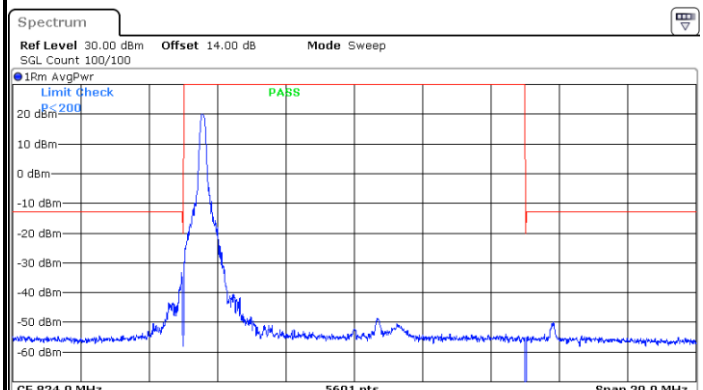

Spectrum Emission Mask Standard: None
Tx Power -38.14 dBm Tx Bandwidth 3.840 MHz RBW 100.000 kHz

Range Low	Range Up	RBW	Frequency	Power Abs	Power Rel	ΔLimit
-15.000 MHz	-7.538 MHz	100.000 kHz	816.41161 MHz	-33.16 dBm	4.98 dB	-20.16 dB
-7.538 MHz	-7.500 MHz	300.000 Hz	816.49732 MHz	-54.67 dBm	-16.53 dB	-34.67 dB
7.500 MHz	7.538 MHz	300.000 Hz	831.52946 MHz	-80.59 dBm	-42.46 dB	-60.59 dB
7.538 MHz	15.000 MHz	100.000 kHz	832.74018 MHz	-49.99 dBm	-11.85 dB	-36.99 dB

Date: 20.FEB.2024 13:07:45

Highest Band Edge / Full RB QPSK

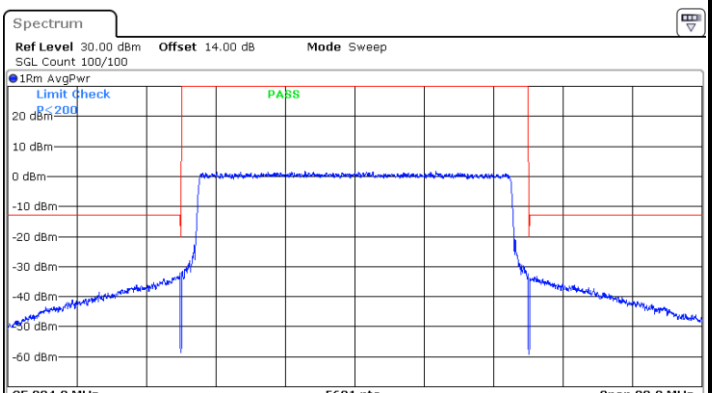

Spectrum Emission Mask Standard: None
Tx Power 15.98 dBm Tx Bandwidth 3.840 MHz RBW 100.000 kHz

Range Low	Range Up	RBW	Frequency	Power Abs	Power Rel	ΔLimit
-15.000 MHz	-7.538 MHz	100.000 kHz	816.45982 MHz	-32.15 dBm	-48.13 dB	-19.15 dB
-7.538 MHz	-7.500 MHz	300.000 Hz	816.49732 MHz	-57.48 dBm	-73.45 dB	-37.48 dB
7.500 MHz	7.538 MHz	300.000 Hz	831.51339 MHz	-57.89 dBm	-73.87 dB	-37.89 dB
7.538 MHz	15.000 MHz	100.000 kHz	831.86696 MHz	-33.36 dBm	-49.34 dB	-20.36 dB

Date: 20.FEB.2024 13:12:28

Highest Band Edge / 1 RB 16QAM

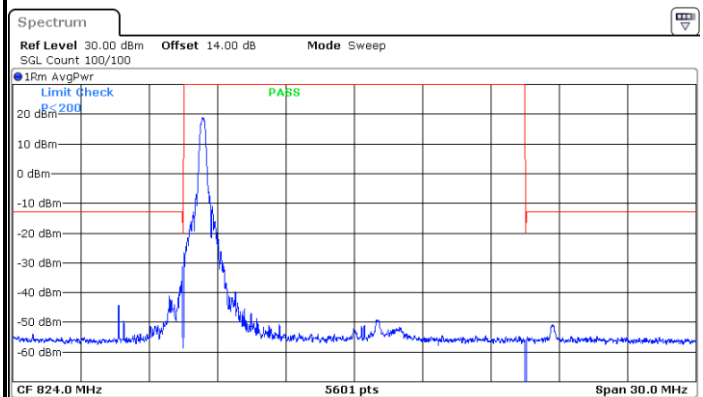

Spectrum Emission Mask Standard: None
Tx Power -38.55 dBm Tx Bandwidth 3.840 MHz RBW 100.000 kHz

Range Low	Range Up	RBW	Frequency	Power Abs	Power Rel	ΔLimit
-15.000 MHz	-7.538 MHz	100.000 kHz	816.45982 MHz	-31.11 dBm	7.44 dB	-18.11 dB
-7.538 MHz	-7.500 MHz	300.000 Hz	816.49732 MHz	-55.36 dBm	-16.81 dB	-35.36 dB
7.500 MHz	7.538 MHz	300.000 Hz	831.52946 MHz	-81.03 dBm	-42.47 dB	-61.03 dB
7.538 MHz	15.000 MHz	100.000 kHz	832.68661 MHz	-50.74 dBm	-12.19 dB	-37.74 dB

Date: 20.FEB.2024 13:08:41

Highest Band Edge / Full RB 16QAM

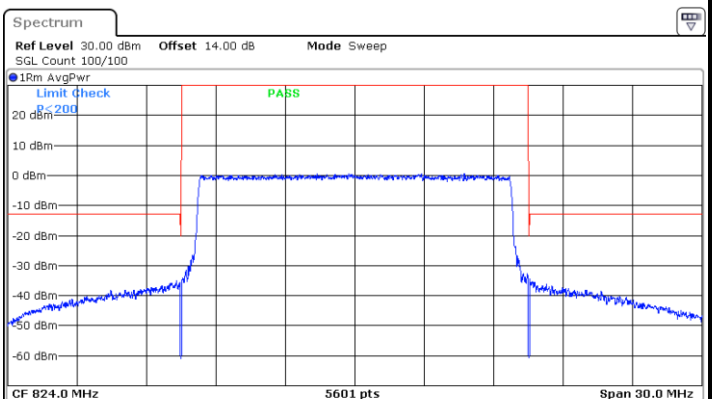

Spectrum Emission Mask Standard: None
Tx Power 15.03 dBm Tx Bandwidth 3.840 MHz RBW 100.000 kHz

Range Low	Range Up	RBW	Frequency	Power Abs	Power Rel	ΔLimit
-15.000 MHz	-7.538 MHz	100.000 kHz	816.28839 MHz	-35.06 dBm	-50.09 dB	-22.06 dB
-7.538 MHz	-7.500 MHz	300.000 Hz	816.49732 MHz	-59.97 dBm	-75.00 dB	-39.97 dB
7.500 MHz	7.538 MHz	300.000 Hz	831.50268 MHz	-60.15 dBm	-75.18 dB	-40.15 dB
7.538 MHz	15.000 MHz	100.000 kHz	831.54554 MHz	-34.37 dBm	-49.40 dB	-21.37 dB

Date: 20.FEB.2024 13:11:32

LTE Band 26 / 15MHz

Highest Band Edge / 1 RB 64QAM

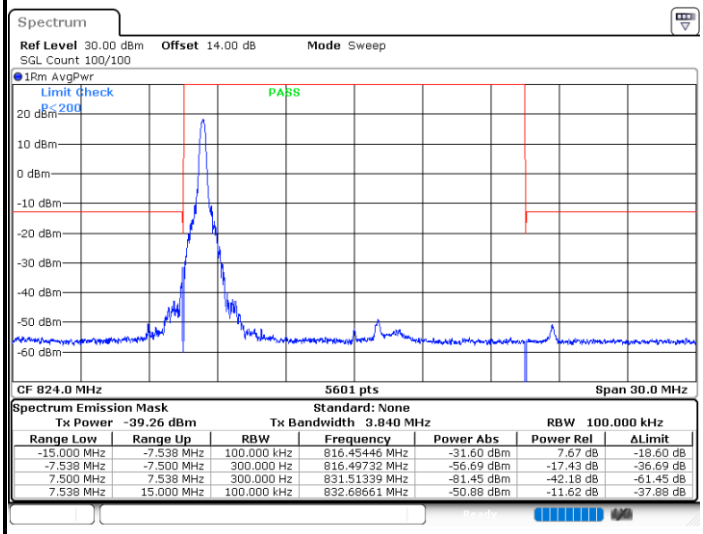

Spectrum Emission Mask — Standard: None
Tx Power -39.26 dBm — Tx Bandwidth 3.840 MHz — RBW 100.000 kHz

Range Low	Range Up	RBW	Frequency	Power Abs	Power Rel	ΔLimit
-15.000 MHz	-7.538 MHz	100.000 kHz	816.45446 MHz	-31.60 dBm	7.67 dB	-18.60 dB
-7.538 MHz	-7.500 MHz	300.000 Hz	816.49732 MHz	-56.69 dBm	-17.43 dB	-36.69 dB
7.500 MHz	7.538 MHz	300.000 Hz	831.51339 MHz	-81.45 dBm	-42.18 dB	-61.45 dB
7.538 MHz	15.000 MHz	100.000 kHz	832.68661 MHz	-50.88 dBm	-11.62 dB	-37.88 dB

Date: 20.FEB.2024 13:09:37

Highest Band Edge / Full RB 64QAM

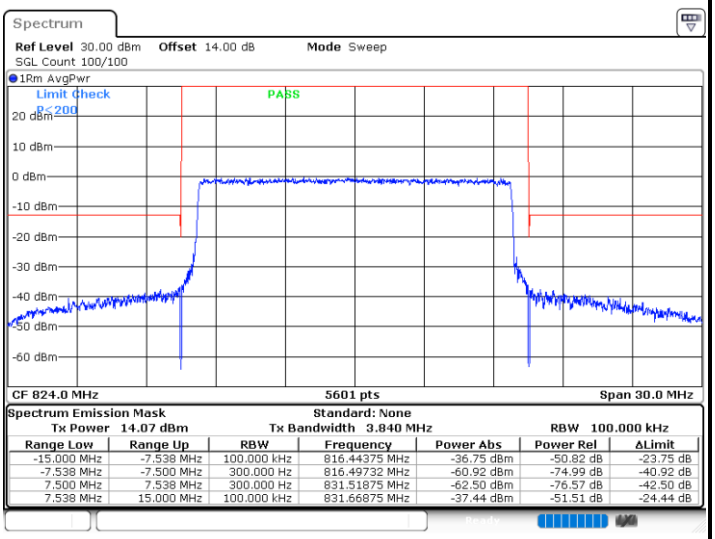

Spectrum Emission Mask — Standard: None
Tx Power 14.07 dBm — Tx Bandwidth 3.840 MHz — RBW 100.000 kHz

Range Low	Range Up	RBW	Frequency	Power Abs	Power Rel	ΔLimit
-15.000 MHz	-7.538 MHz	100.000 kHz	816.44375 MHz	-36.75 dBm	-50.82 dB	-23.75 dB
-7.538 MHz	-7.500 MHz	300.000 Hz	816.49732 MHz	-60.92 dBm	-74.99 dB	-40.92 dB
7.500 MHz	7.538 MHz	300.000 Hz	831.51875 MHz	-62.50 dBm	-76.57 dB	-42.50 dB
7.538 MHz	15.000 MHz	100.000 kHz	831.66875 MHz	-37.44 dBm	-51.51 dB	-24.44 dB

Date: 20.FEB.2024 13:10:33

Emission masks – Out of band emissions

LTE Band 26 / 1.4MHz

Lowest Channel / QPSK

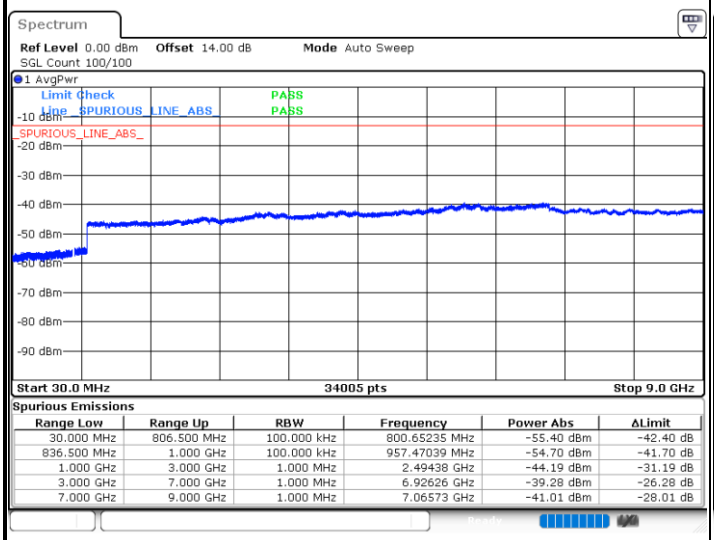

Spurious Emissions

Range Low	Range Up	RBW	Frequency	Power Abs	ΔLimit
30.000 MHz	806.500 MHz	100.000 kHz	800.65235 MHz	-55.40 dBm	-42.40 dB
836.500 MHz	1.000 GHz	100.000 kHz	957.47039 MHz	-54.70 dBm	-41.70 dB
1.000 GHz	3.000 GHz	1.000 MHz	2.49438 GHz	-44.19 dBm	-31.19 dB
3.000 GHz	7.000 GHz	1.000 MHz	6.92626 GHz	-39.28 dBm	-26.28 dB
7.000 GHz	9.000 GHz	1.000 MHz	7.06573 GHz	-41.01 dBm	-28.01 dB

Date: 20.FEB.2024 12:03:47

Middle Channel / QPSK

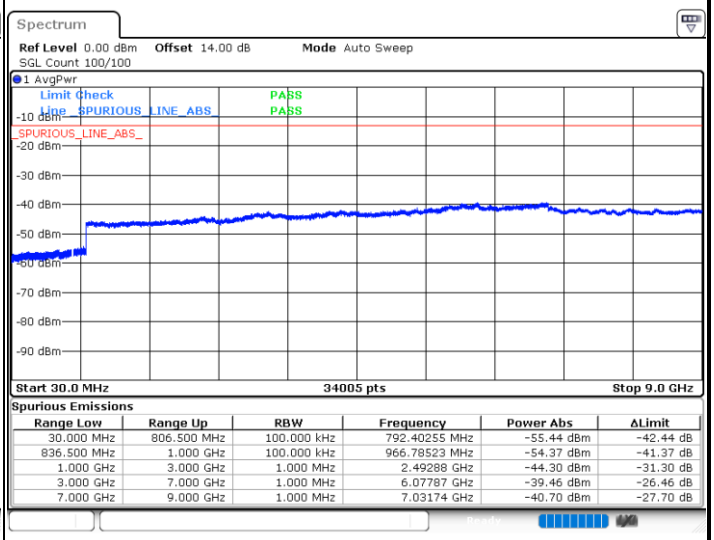

Spurious Emissions

Range Low	Range Up	RBW	Frequency	Power Abs	ΔLimit
30.000 MHz	806.500 MHz	100.000 kHz	792.40255 MHz	-55.44 dBm	-42.44 dB
836.500 MHz	1.000 GHz	100.000 kHz	966.78523 MHz	-54.37 dBm	-41.37 dB
1.000 GHz	3.000 GHz	1.000 MHz	2.49288 GHz	-44.30 dBm	-31.30 dB
3.000 GHz	7.000 GHz	1.000 MHz	6.07787 GHz	-39.46 dBm	-26.46 dB
7.000 GHz	9.000 GHz	1.000 MHz	7.03174 GHz	-40.70 dBm	-27.70 dB

Date: 20.FEB.2024 12:04:44

Highest Channel / QPSK

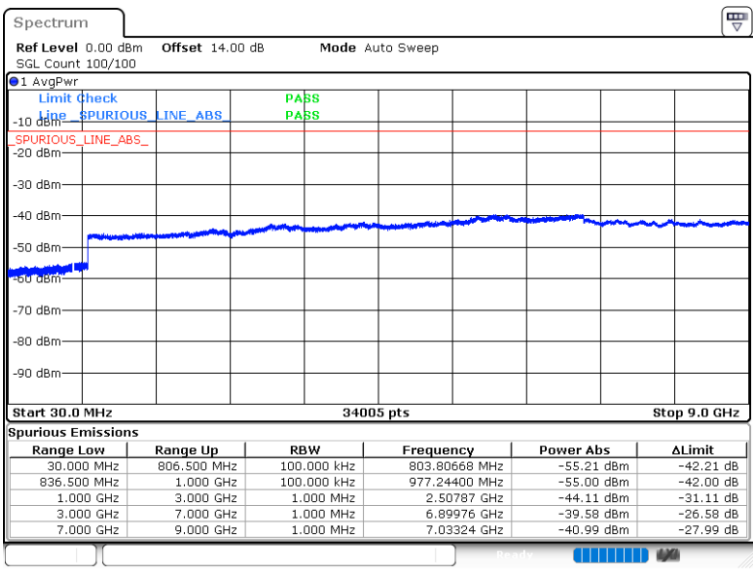

Spurious Emissions

Range Low	Range Up	RBW	Frequency	Power Abs	ΔLimit
30.000 MHz	806.500 MHz	100.000 kHz	803.80668 MHz	-55.21 dBm	-42.21 dB
836.500 MHz	1.000 GHz	100.000 kHz	977.24400 MHz	-55.00 dBm	-42.00 dB
1.000 GHz	3.000 GHz	1.000 MHz	2.50787 GHz	-44.11 dBm	-31.11 dB
3.000 GHz	7.000 GHz	1.000 MHz	6.89976 GHz	-39.58 dBm	-26.58 dB
7.000 GHz	9.000 GHz	1.000 MHz	7.03324 GHz	-40.99 dBm	-27.99 dB

Date: 20.FEB.2024 12:13:44

LTE Band 26 / 3MHz

Lowest Channel / QPSK

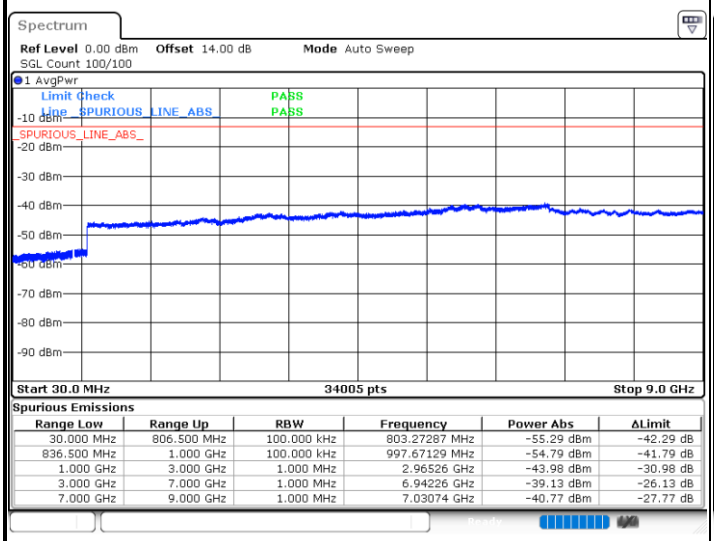

Spurious Emissions

Range Low	Range Up	RBW	Frequency	Power Abs	ΔLimit
30.000 MHz	806.500 MHz	100.000 kHz	803.27287 MHz	-55.29 dBm	-42.29 dB
836.500 MHz	1.000 GHz	100.000 kHz	997.67129 MHz	-54.79 dBm	-41.79 dB
1.000 GHz	3.000 GHz	1.000 MHz	2.96526 GHz	-43.98 dBm	-30.98 dB
3.000 GHz	7.000 GHz	1.000 MHz	6.94226 GHz	-39.13 dBm	-26.13 dB
7.000 GHz	9.000 GHz	1.000 MHz	7.03074 GHz	-40.77 dBm	-27.77 dB

Date: 20.FEB.2024 12:22:34

Middle Channel / QPSK

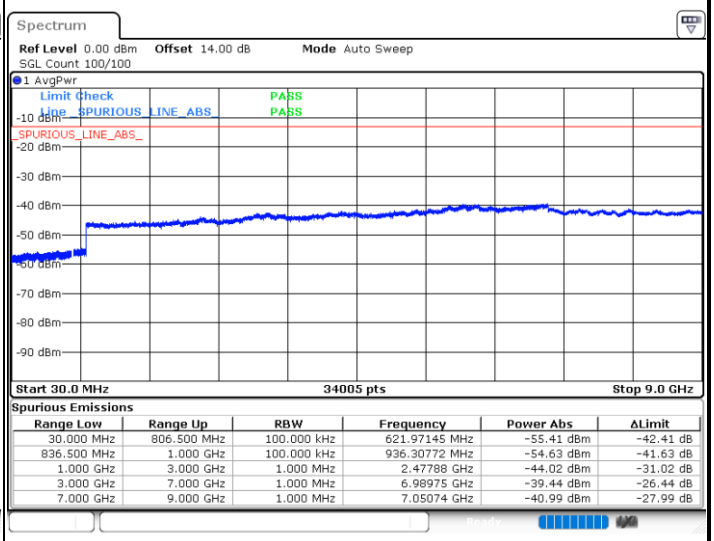

Spurious Emissions

Range Low	Range Up	RBW	Frequency	Power Abs	ΔLimit
30.000 MHz	806.500 MHz	100.000 kHz	621.97145 MHz	-55.41 dBm	-42.41 dB
836.500 MHz	1.000 GHz	100.000 kHz	936.30772 MHz	-54.63 dBm	-41.63 dB
1.000 GHz	3.000 GHz	1.000 MHz	2.47788 GHz	-44.02 dBm	-31.02 dB
3.000 GHz	7.000 GHz	1.000 MHz	6.98975 GHz	-39.44 dBm	-26.44 dB
7.000 GHz	9.000 GHz	1.000 MHz	7.05074 GHz	-40.99 dBm	-27.99 dB

Date: 20.FEB.2024 12:23:31

Highest Channel / QPSK

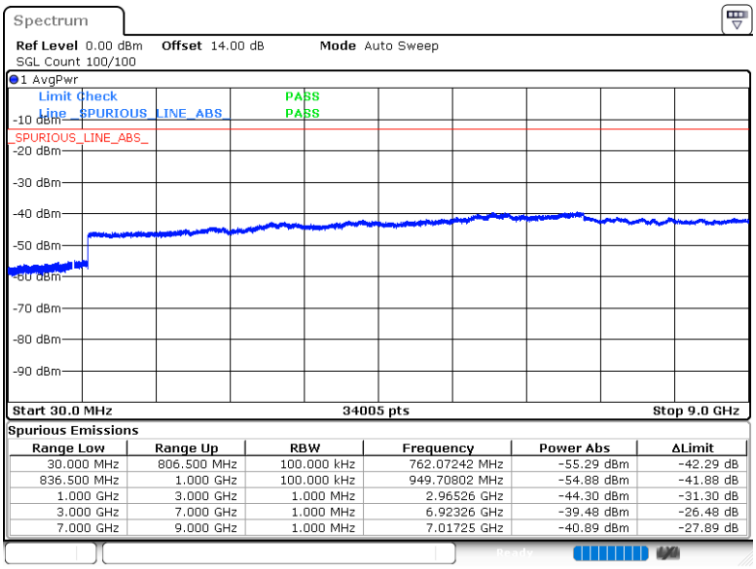

Spurious Emissions

Range Low	Range Up	RBW	Frequency	Power Abs	ΔLimit
30.000 MHz	806.500 MHz	100.000 kHz	762.07242 MHz	-55.29 dBm	-42.29 dB
836.500 MHz	1.000 GHz	100.000 kHz	949.70802 MHz	-54.88 dBm	-41.88 dB
1.000 GHz	3.000 GHz	1.000 MHz	2.96526 GHz	-44.30 dBm	-31.30 dB
3.000 GHz	7.000 GHz	1.000 MHz	6.92326 GHz	-39.48 dBm	-26.48 dB
7.000 GHz	9.000 GHz	1.000 MHz	7.01725 GHz	-40.89 dBm	-27.89 dB

Date: 20.FEB.2024 12:32:55

LTE Band 26 / 5MHz

Lowest Channel / QPSK

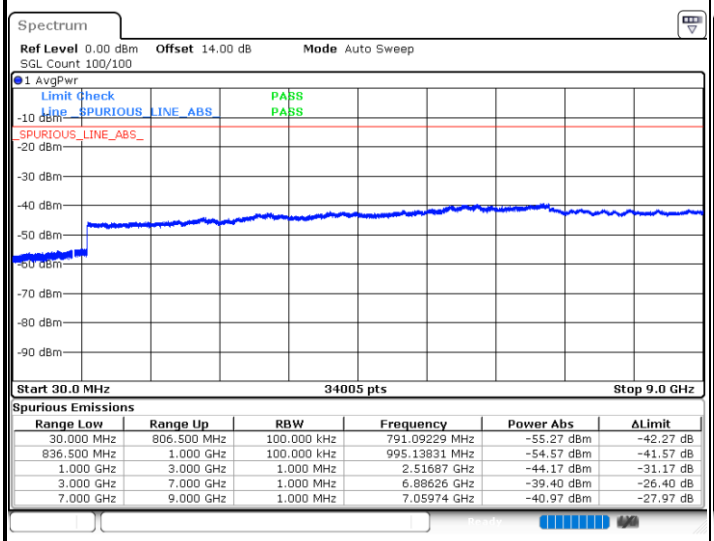

Spurious Emissions

Range Low	Range Up	RBW	Frequency	Power Abs	ΔLimit
30.000 MHz	806.500 MHz	100.000 kHz	791.09229 MHz	-55.27 dBm	-42.27 dB
836.500 MHz	1.000 GHz	100.000 kHz	995.13831 MHz	-54.57 dBm	-41.57 dB
1.000 GHz	3.000 GHz	1.000 MHz	2.51687 GHz	-44.17 dBm	-31.17 dB
3.000 GHz	7.000 GHz	1.000 MHz	6.88626 GHz	-39.40 dBm	-26.40 dB
7.000 GHz	9.000 GHz	1.000 MHz	7.05974 GHz	-40.97 dBm	-27.97 dB

Date: 20.FEB.2024 12:40:20

Middle Channel / QPSK

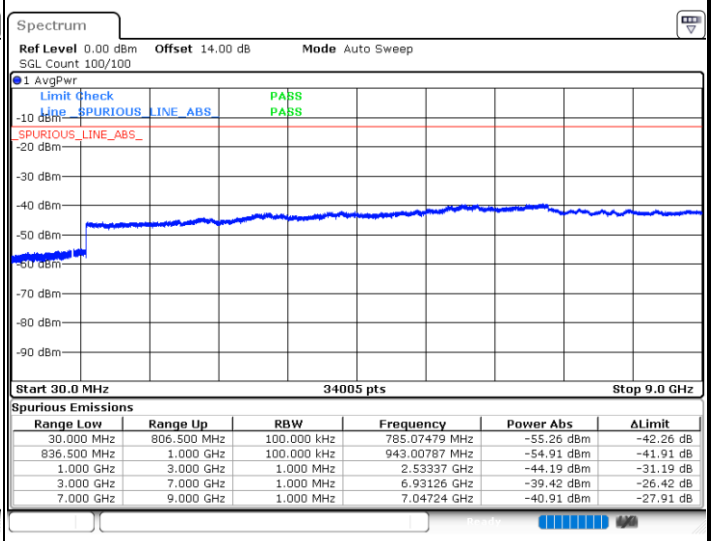

Spurious Emissions

Range Low	Range Up	RBW	Frequency	Power Abs	ΔLimit
30.000 MHz	806.500 MHz	100.000 kHz	785.07479 MHz	-55.26 dBm	-42.26 dB
836.500 MHz	1.000 GHz	100.000 kHz	943.00787 MHz	-54.91 dBm	-41.91 dB
1.000 GHz	3.000 GHz	1.000 MHz	2.53337 GHz	-44.19 dBm	-31.19 dB
3.000 GHz	7.000 GHz	1.000 MHz	6.93126 GHz	-39.42 dBm	-26.42 dB
7.000 GHz	9.000 GHz	1.000 MHz	7.04724 GHz	-40.91 dBm	-27.91 dB

Date: 20.FEB.2024 12:41:17

Highest Channel / QPSK

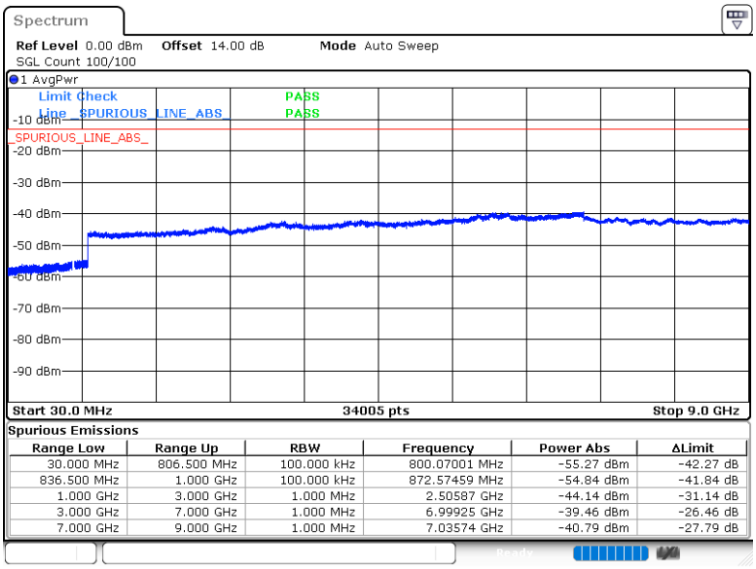

Spurious Emissions

Range Low	Range Up	RBW	Frequency	Power Abs	ΔLimit
30.000 MHz	806.500 MHz	100.000 kHz	800.07001 MHz	-55.27 dBm	-42.27 dB
836.500 MHz	1.000 GHz	100.000 kHz	872.57459 MHz	-54.84 dBm	-41.84 dB
1.000 GHz	3.000 GHz	1.000 MHz	2.50587 GHz	-44.14 dBm	-31.14 dB
3.000 GHz	7.000 GHz	1.000 MHz	6.99925 GHz	-39.46 dBm	-26.46 dB
7.000 GHz	9.000 GHz	1.000 MHz	7.03574 GHz	-40.79 dBm	-27.79 dB

Date: 20.FEB.2024 12:50:04

LTE Band 26 / 10MHz

Middle Channel / QPSK

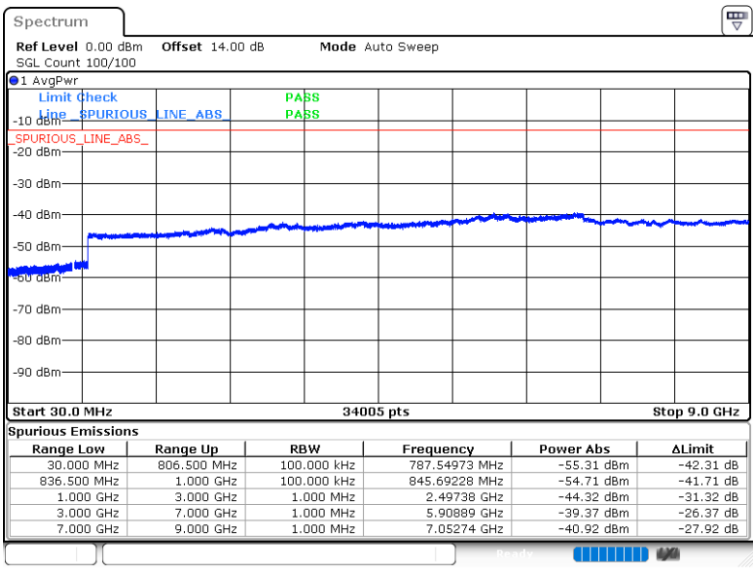

Spurious Emissions

Range Low	Range Up	RBW	Frequency	Power Abs	ΔLimit
30.000 MHz	806.500 MHz	100.000 kHz	787.54973 MHz	-55.31 dBm	-42.31 dB
836.500 MHz	1.000 GHz	100.000 kHz	845.69228 MHz	-54.71 dBm	-41.71 dB
1.000 GHz	3.000 GHz	1.000 MHz	2.49738 GHz	-44.32 dBm	-31.32 dB
3.000 GHz	7.000 GHz	1.000 MHz	5.90889 GHz	-39.37 dBm	-26.37 dB
7.000 GHz	9.000 GHz	1.000 MHz	7.05274 GHz	-40.92 dBm	-27.92 dB

Date: 20.FEB.2024 13:04:36

LTE Band 26 / 15MHz

High Channel / QPSK

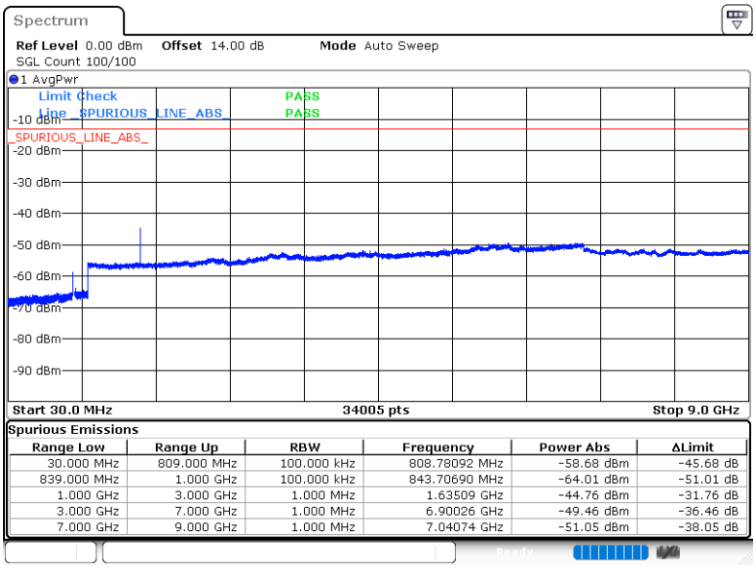

Spurious Emissions

Range Low	Range Up	RBW	Frequency	Power Abs	ΔLimit
30.000 MHz	809.000 MHz	100.000 kHz	808.78092 MHz	-58.68 dBm	-45.68 dB
839.000 MHz	1.000 GHz	100.000 kHz	843.70690 MHz	-64.01 dBm	-51.01 dB
1.000 GHz	3.000 GHz	1.000 MHz	1.63509 GHz	-44.76 dBm	-31.76 dB
3.000 GHz	7.000 GHz	1.000 MHz	6.90026 GHz	-49.46 dBm	-36.46 dB
7.000 GHz	9.000 GHz	1.000 MHz	7.04074 GHz	-51.05 dBm	-38.05 dB

Date: 20.FEB.2024 13:13:25

Frequency Stability

Test Conditions		LTE Band 26 (QPSK) / Middle Channel	Limit
Temperature (°C)	Voltage (Volt)	BW 10MHz	Note 2.
		Deviation (ppm)	Result
50	Normal Voltage	0.0166	PASS
40	Normal Voltage	0.0005	
30	Normal Voltage	0.0183	
20(Ref.)	Normal Voltage	0.0000	
10	Normal Voltage	0.0018	
0	Normal Voltage	0.0006	
-10	Normal Voltage	0.0035	
-20	Normal Voltage	0.0168	
-30	Normal Voltage	0.0183	
20	Maximum Voltage	0.0015	
20	Normal Voltage	0.0000	
20	Battery End Point	0.0012	

Note:

1. Normal Voltage = 3.88 V. ; Battery End Point (BEP) = 3.4 V. ; Maximum Voltage = 4.53 V.
2. The frequency fundamental emissions stay within the authorized frequency block.

Appendix B. Test Results of Radiated Test

Radiated Spurious Emission

Test Engineer :	Qingsheng He	Temperature :	22~25℃
		Relative Humidity :	48~52%

Note: Pre-scanned harmonic for the different antennas, we choose the worst antenna mode to perform final test and record in the report.

LTE Band 26 / 5MHz / QPSK / Ant. 0									
Channel	Frequency (MHz)	ERP (dBm)	Limit (dBm)	Over Limit (dB)	SPA Reading (dBm)	S.G. Power (dBm)	TX Cable loss (dB)	TX Antenna Gain (dBi)	Polarization (H/V)
Low	1628.5	-60.48	-13	-47.48	-70.36	-63.71	3.98	9.36	H
	2442.75	-57.61	-13	-44.61	-72.15	-61.16	4.85	10.55	H
	3257	-61.26	-13	-48.26	-78.10	-66.19	5.50	12.58	H
	1628.5	-63.72	-13	-50.72	-73.50	-66.95	3.98	9.36	V
	2442.75	-56.02	-13	-43.02	-70.54	-59.57	4.85	10.55	V
	3257	-61.60	-13	-48.60	-78.30	-66.53	5.50	12.58	V
Middle	1633.5	-66.44	-13	-53.44	-76.33	-69.69	4.00	9.40	H
	2450.25	-62.85	-13	-49.85	-77.40	-66.42	4.88	10.60	H
	3267	-61.17	-13	-48.17	-78.01	-66.10	5.52	12.60	H
	1633.5	-66.65	-13	-53.65	-76.44	-69.90	4.00	9.40	V
	2450.25	-63.09	-13	-50.09	-77.62	-66.66	4.88	10.60	V
	3267	-61.57	-13	-48.57	-78.27	-66.50	5.52	12.60	V
High	1638.5	-61.74	-13	-48.74	-71.65	-64.91	4.10	9.42	H
	2457.75	-56.65	-13	-43.65	-71.16	-60.23	4.90	10.63	H
	3277	-61.51	-13	-48.51	-78.18	-66.43	5.55	12.62	H
	1638.5	-64.81	-13	-51.81	-74.46	-67.98	4.10	9.42	V
	2457.75	-56.14	-13	-43.14	-70.62	-59.72	4.90	10.63	V
	3277	-61.47	-13	-48.47	-77.97	-66.39	5.55	12.62	V

Remark: Spurious emissions within 30-1000MHz were found more than 20dB below limit line.

LTE Band 26 / 10MHz / QPSK / Ant. 0									
Channel	Frequency (MHz)	ERP (dBm)	Limit (dBm)	Over Limit (dB)	SPA Reading (dBm)	S.G. Power (dBm)	TX Cable loss (dB)	TX Antenna Gain (dBi)	Polarization (H/V)
Middle	1629	-66.29	-13	-53.29	-76.17	-69.54	4.00	9.40	H
	2443.5	-62.02	-13	-49.02	-76.56	-65.59	4.88	10.60	H
	3258	-61.08	-13	-48.08	-77.92	-66.01	5.52	12.60	H
	1629	-66.60	-13	-53.60	-76.38	-69.85	4.00	9.40	V
	2443.5	-62.80	-13	-49.80	-77.32	-66.37	4.88	10.60	V
	3258	-61.55	-13	-48.55	-78.25	-66.48	5.52	12.60	V

Remark: Spurious emissions within 30-1000MHz were found more than 20dB below limit line.

LTE Band 26 / 15MHz / QPSK / Ant. 0									
Channel	Frequency (MHz)	ERP (dBm)	Limit (dBm)	Over Limit (dB)	SPA Reading (dBm)	S.G. Power (dBm)	TX Cable loss (dB)	TX Antenna Gain (dBi)	Polarization (H/V)
High(CH26790)	1634.5	-65.58	-13	-52.58	-75.47	-68.75	4.10	9.42	H
	2451.75	-57.46	-13	-44.46	-72.01	-61.04	4.90	10.63	H
	3269	-61.30	-13	-48.30	-78.14	-66.22	5.55	12.62	H
	1634.5	-66.58	-13	-53.58	-76.37	-69.75	4.10	9.42	V
	2451.75	-58.85	-13	-45.85	-73.38	-62.43	4.90	10.63	V
	3269	-61.37	-13	-48.37	-78.07	-66.29	5.55	12.62	V

Remark: Spurious emissions within 30-1000MHz were found more than 20dB below limit line.