Appendix D. SAR Test Setup Photos

Head Exposure Condition



Right Cheek, Test Separation 0 mm

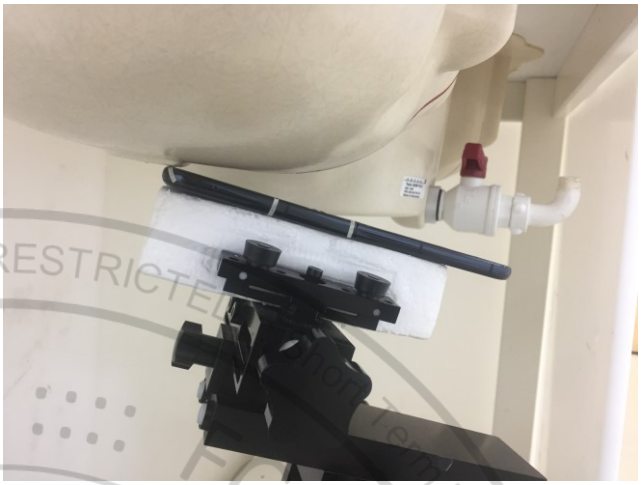

Right Tilted, Test Separation 0 mm



Left Cheek, Test Separation 0 mm



Left Tilted, Test Separation 0 mm

FCC Filing :: Short Term MOTOROLA CONFIDENTIAL RESTRICTED

Hotspot Exposure Condition

<Flip Open >

Front, Test Separation 5 mm

Back, Test Separation 5 mm



Left Side, Test Separation 5 mm



Right Side, Test Separation 5 mm



Top Side, Test Separation 5 mm

Bottom Side, Test Separation 5 mm

<Flip Close >

Front, Test Separation 5 mm

Back, Test Separation 5 mm



Left Side, Test Separation 5 mm



Right Side, Test Separation 5 mm



Top Side, Test Separation 5 mm

Bottom Side, Test Separation 5 mm

FCC Filing MOTOROLA CONFIDENTIAL RESTRICTED Short Term

Body-worn Exposure Condition

<Flip Open >

Front, Test Separation 5 mm

Back, Test Separation 5 mm



Front with headset, Test Separation 5 mm



Back with headset, Test Separation 5 mm

Sensor off

Front, Test Separation 12 mm

Back, Test Separation 13 mm

<Flip Close >

Front, Test Separation 5 mm

Back, Test Separation 5 mm

Sensor off



Front, Test Separation 16mm



Back, Test Separation 22 mm

FCC Filing :: Short Term MOTOROLA CONFIDENTIAL RESTRICTED

Product Specific 10g SAR

<Flip Open >

Front, Test Separation 0 mm

Back, Test Separation 0 mm

Left Side, Test Separation 0 mm



Right Side, Test Separation 0 mm

Top Side, Test Separation 0 mm

Bottom Side, Test Separation 0 mm

FCC Filing Short Term MOTOROLA CONFIDENTIAL RESTRICTED

Sensor off

Right Side, Test Separation 14 mm

Front, Test Separation 10 mm

Back, Test Separation 5 mm

Back, Test Separation 10 mm

Front, Test Separation 11 mm

Left Side, Test Separation 18 mm

Back, Test Separation 6 mm



Top Side, Test Separation 12 mm

FCC Filing :: Short Term MOTOROLA CONFIDENTIAL RESTRICTED

Antenna Location

<Flip-Open Mode>

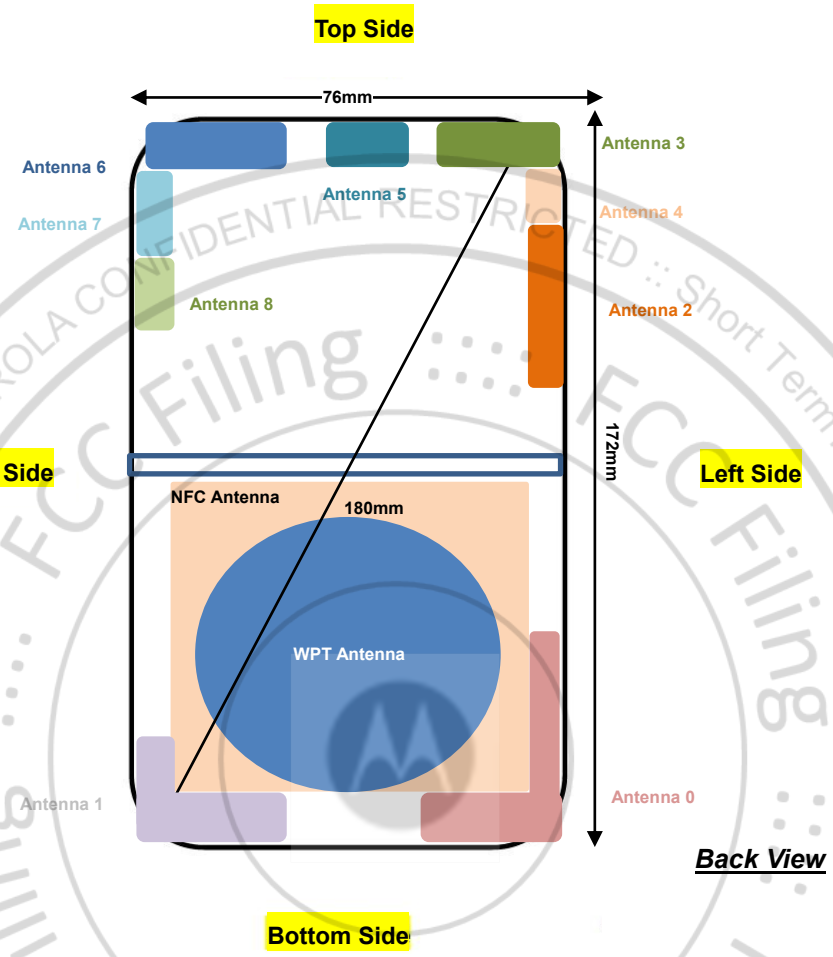

<Flip-Close Mode>

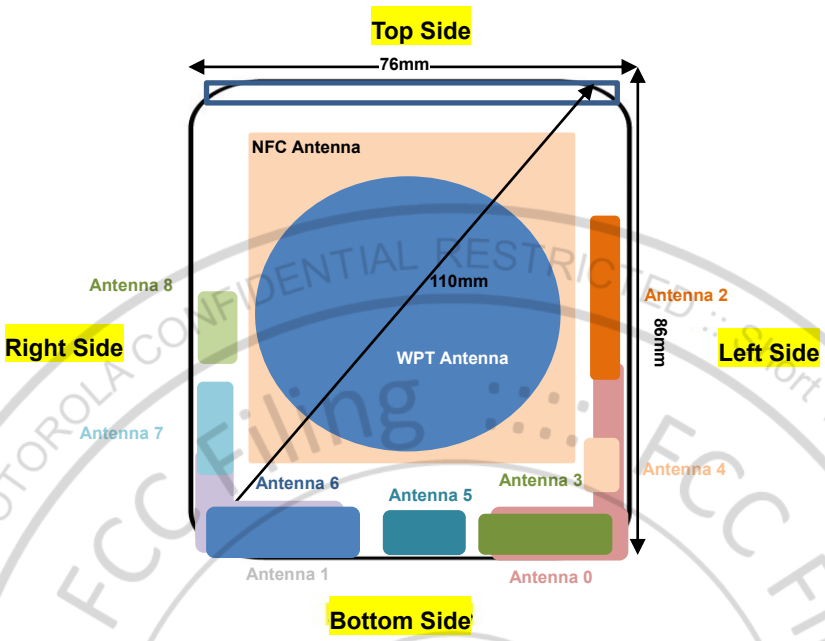

Back View

Note: This is a foldable Mobile Cellular Phone device. Above overloap area is a simulation prototype, Antenna 0 and Antenna 1 were located at the bottom and back side of the device. Antenna 6/7 and Antenna 2/3/4 were located at the top and front side of the device. When the device was at flip close state (screen was folded), Antenna 6/7 was coincident with Antenna 1, and Antenna 2/3/4 was coincident with Antenna 0.

Antenna	Support Band
Antenna 0	GSM: 850/1900<TX/RX> UMTS: B2/4/5<TX/RX> CDMA: BC0<TX/RX> LTE: B2/4/5/7/12/13/17/26/38/41/66/71<TX/RX> 5G NR: n2/5/7/26/38/41/66/71<TX/RX>
Antenna 1	GSM: 850<TX/RX> UMTS: B5<TX/RX> CDMA: BC0<TX/RX> LTE: B2/4/5/7/12/13/17/26/38/41/66/71<TX/RX> 5G NR: n2/5/7/26/38/41/66/71<TX/RX>
Antenna 2	GSM: 1900<TX/RX> UMTS: B2/4<TX/RX> LTE: B2/4/7/25/38/41/66<TX/RX> 5G NR: n2/7/38/41/66<TX/RX>
Antenna 3	LTE: B2/4/7//25/38/41/66/42<TX/RX> 5G NR: n2/7/38/41/66/77/78<TX/RX>
Antenna 4	LTE: B42<TX/RX> 5G NR: n77/78<TX/RX>
Antenna 5	WLAN 2.4GHz<TX/RX> WLAN 5GHz/6GHz<TX/RX> Bluetooth<TX/RX>
Antenna 6	LTE: B42<TX/RX> 5G NR: n77/78<TX/RX>
Antenna 7	WLAN 2.4GHz<TX/RX> WLAN 5GHz/6GHz<TX/RX> Bluetooth<TX/RX>
Antenna 8	LTE: B42<TX/RX> 5G NR: n77/78<TX/RX>
NFC Antenna	NFC<TX/RX>
WPT Antenna	WPT <TX/RX>