Mode	1	
	Band Edge - L	
	U-NII-2C_5.47-5.725_802.11be EHT40_CH134_5670MHz	
ANT	7+5	
Pol.	Horizontal	Fundamental
Peak	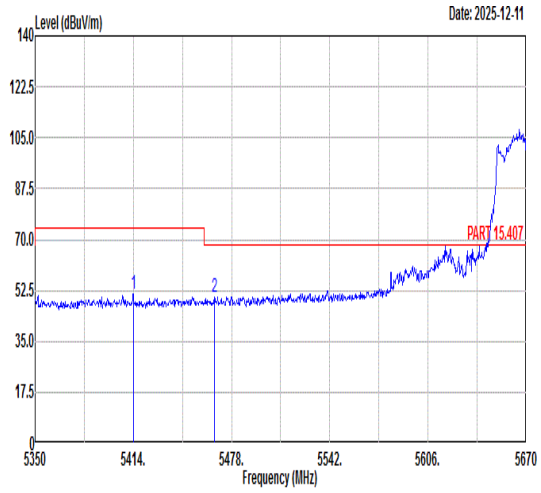 Freq Level Limit Line Margin (dB) Read Level Ant Factor Cable Loss Preamp Factor APos TPos Remark MHz dBuV/m dBuV/m dBuV dB/m dB dB cm deg 1 5414.00 51.30 74.00 -22.70 39.61 35.45 9.66 33.42 100 298 PEAK 2 5466.80 50.18 68.30 -18.12 38.42 35.48 9.69 33.41 100 298 PEAK	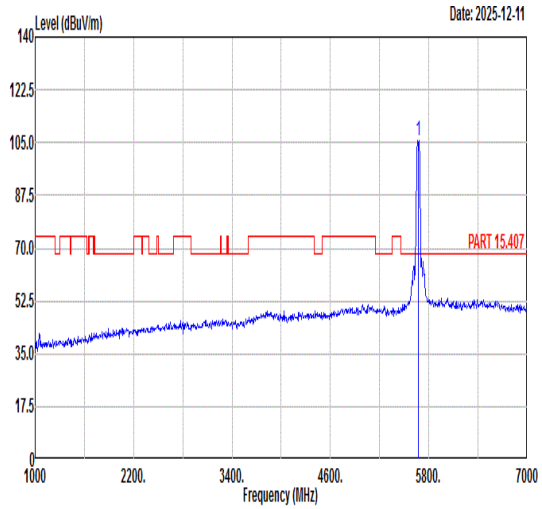 Freq Level Limit Line Margin (dB) Read Level Ant Factor Cable Loss Preamp Factor APos TPos Remark MHz dBuV/m dBuV/m dBuV dB/m dB dB cm deg 1 5670.00 105.70 ------ ------ 93.51 35.73 9.89 33.43 100 298 PEAK
Avg	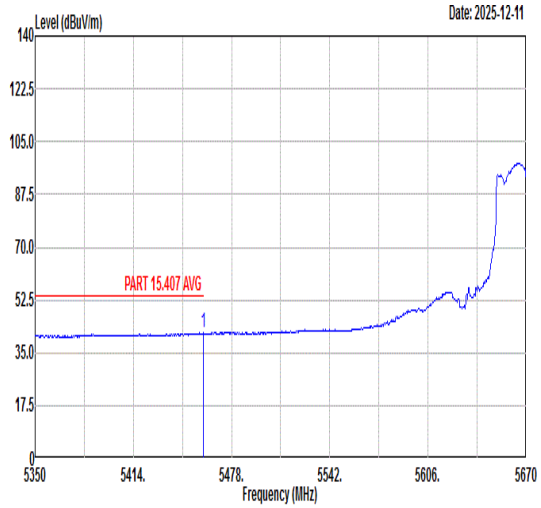 Freq Level Limit Line Margin (dB) Read Level Ant Factor Cable Loss Preamp Factor APos TPos Remark MHz dBuV/m dBuV/m dBuV dB/m dB dB cm deg 1 5459.76 41.50 54.00 -12.50 29.74 35.48 9.69 33.41 100 298 AVERAGE	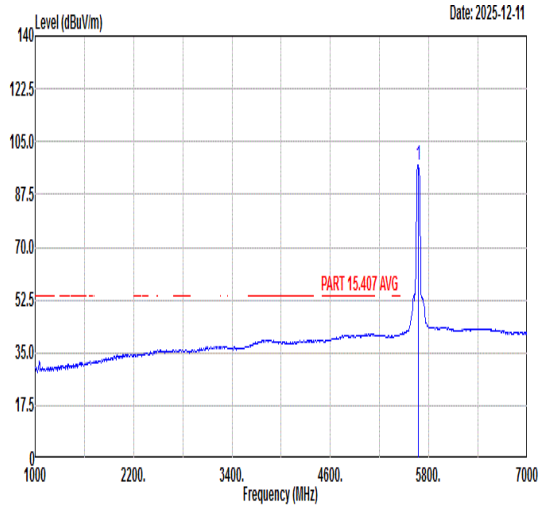 Freq Level Limit Line Margin (dB) Read Level Ant Factor Cable Loss Preamp Factor APos TPos Remark MHz dBuV/m dBuV/m dBuV dB/m dB dB cm deg 1 5670.00 97.47 ------ ------ 85.26 35.74 9.90 33.43 100 298 AVERAGE

Mode	1	
	Band Edge - R	
	U-NII-2C_5.47-5.725_802.11be EHT40_CH134_5670MHz	
ANT	7+5	
Pol.	Horizontal	Fundamental
Peak	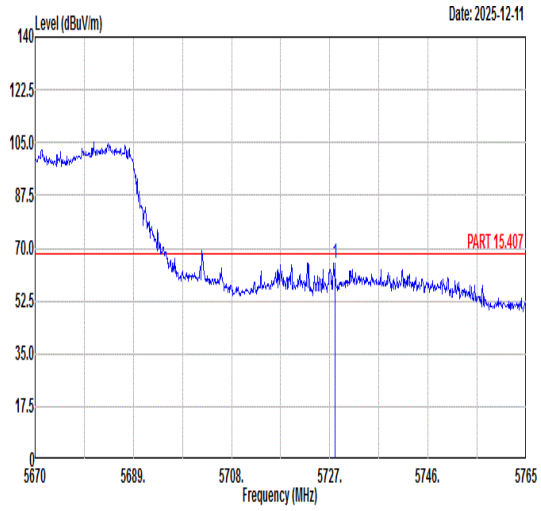 Freq Level Limit Line Margin (dB) Read Level Ant Factor Cable Loss Preamp Factor APos TPos Remark MHz dBuV/m dBuV/m dBuV dB/m dB dB cm deg 1 5727.95 65.12 68.30 -3.18 52.73 35.82 10.02 33.45 100 298 PEAK	Blank

Mode	1	
	Band Edge - L	
	U-NII-2C_5.47-5.725_802.11be EHT40_CH134_5670MHz	
ANT	7+5	
Pol.	Vertical	Fundamental
Peak	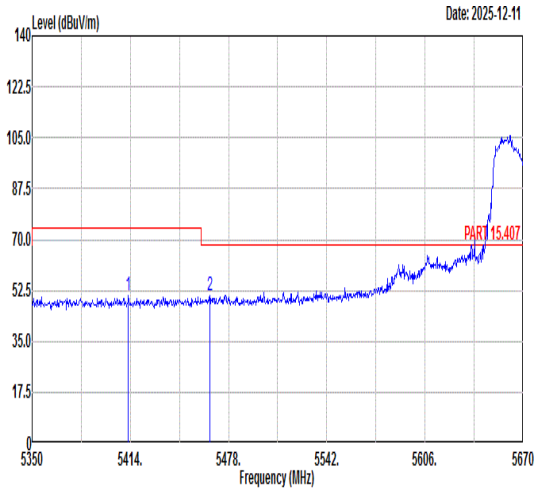 Freq Level Limit Line Margin (dB) Read Level Ant Factor Cable Loss Preamp Factor APos TPos Remark MHz dBuV/m dBuV/m dBuV dB/m dB dB cm deg 1 5412.72 50.50 74.00 -23.50 38.81 35.45 9.66 33.42 279 236 PEAK 2 5465.84 50.50 68.30 -17.80 38.74 35.48 9.69 33.41 279 236 PEAK	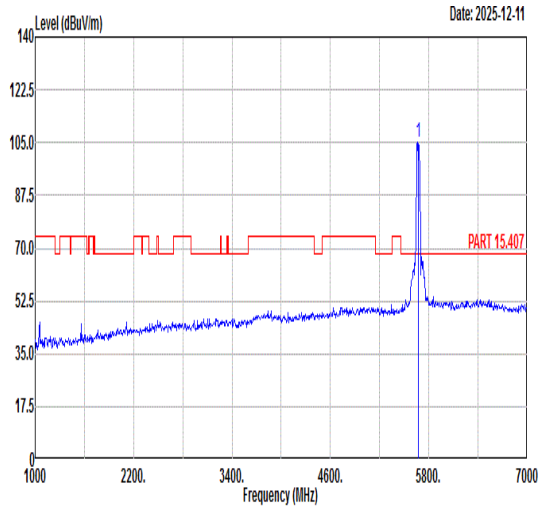 Freq Level Limit Line Margin (dB) Read Level Ant Factor Cable Loss Preamp Factor APos TPos Remark MHz dBuV/m dBuV/m dBuV dB/m dB dB cm deg 1 5670.00 105.40 ------ ------ 93.21 35.73 9.89 33.43 279 236 PEAK
Avg	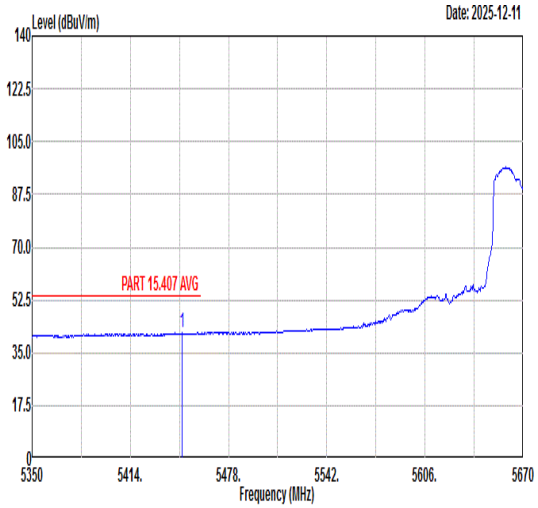 Freq Level Limit Line Margin (dB) Read Level Ant Factor Cable Loss Preamp Factor APos TPos Remark MHz dBuV/m dBuV/m dBuV dB/m dB dB cm deg 1 5447.60 41.56 54.00 -12.44 29.82 35.47 9.68 33.41 279 236 AVERAGE	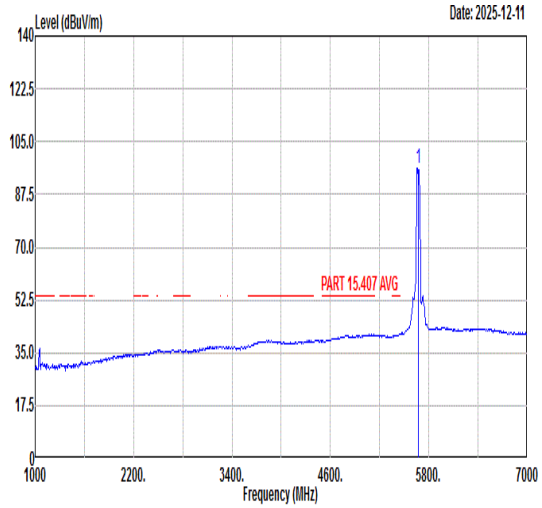 Freq Level Limit Line Margin (dB) Read Level Ant Factor Cable Loss Preamp Factor APos TPos Remark MHz dBuV/m dBuV/m dBuV dB/m dB dB cm deg 1 5670.00 96.29 ------ ------ 84.10 35.73 9.89 33.43 279 236 AVERAGE

Mode	1	
	Band Edge - R	
	U-NII-2C_5.47-5.725_802.11be EHT40_CH134_5670MHz	
ANT	7+5	
Pol.	Vertical	Fundamental
Peak	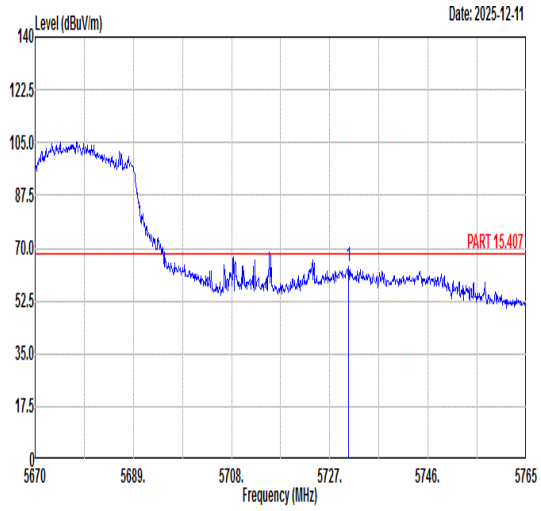 Freq Level Limit Line Margin (dB) Read Level Ant Factor Cable Loss Preamp Factor APos TPos Remark MHz dBuV/m dBuV/m dBuV dB/m dB dB cm deg 1 5730.61 63.75 68.30 -4.55 51.35 35.82 10.03 33.45 279 236 PEAK	Blank

Mode	1	
	Harmonic	
	U-NII-2C_5.47-5.725_802.11be EHT40_CH134_5670MHz	
ANT	7+5	
Pol.	Horizontal	Vertical
Peak Avg	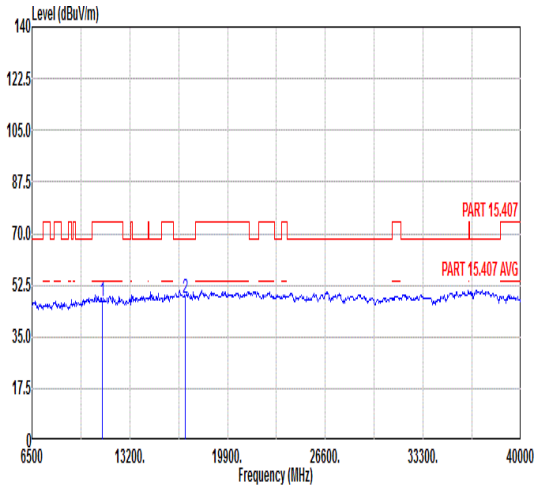 Freq Level Limit Line Margin Read Level Ant Factor Cable Loss Preamp Factor APos TPos Remark MHz dBuV/m dBuV/m dB dBuV dB/m dB dB cm deg 1 11340.00 47.16 74.00 -26.84 46.50 38.40 12.77 50.51 --- --- Peak 2 17010.00 48.22 68.30 -20.08 42.89 42.58 15.55 52.80 --- --- Peak	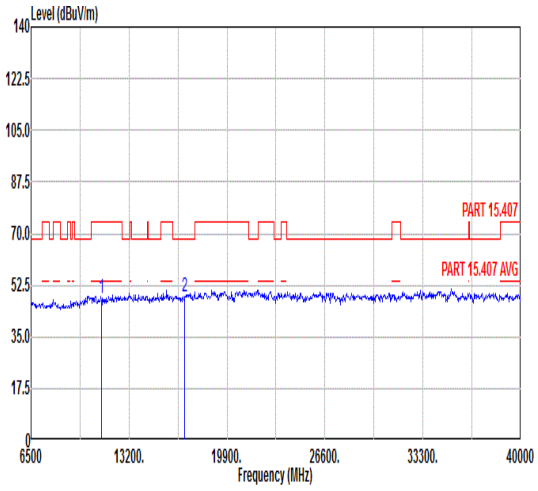 Freq Level Limit Line Margin Read Level Ant Factor Cable Loss Preamp Factor APos TPos Remark MHz dBuV/m dBuV/m dB dBuV dB/m dB dB cm deg 1 11340.00 47.88 74.00 -26.12 47.22 38.40 12.77 50.51 --- --- Peak 2 17010.00 48.54 68.30 -19.76 43.21 42.58 15.55 52.80 --- --- Peak

Mode	2	
	Band Edge - L	
	U-NII-3_5.725-5.85_802.11ax HE40_CH151_5755MHz	
ANT	7+5	
Pol.	Horizontal	Fundamental
Peak	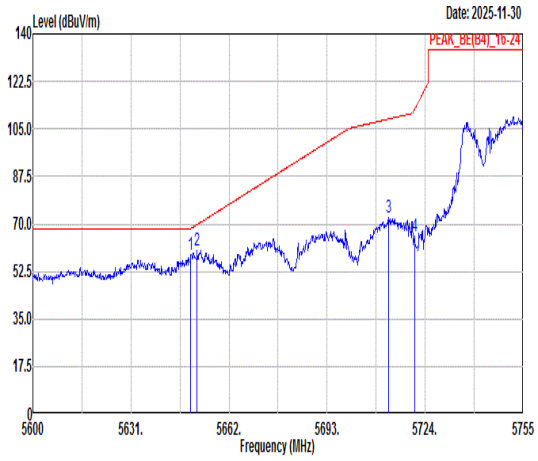 Freq Level Limit Line Margin (dB) Read Level Ant Factor Cable Loss Preamp Factor APos TPos Remark MHz dBuV/m dBuV/m dBuV dB/m dB dB cm deg 1 5649.91 58.62 68.30 -9.68 46.48 35.71 9.86 33.43 105 54 PEAK 2 5651.93 60.39 69.73 -9.34 48.25 35.71 9.86 33.43 105 54 PEAK 3 5712.38 72.17 108.67 -36.50 59.82 35.80 9.99 33.44 105 54 PEAK 4 5720.59 65.59 112.15 -46.56 53.21 35.81 10.01 33.44 105 54 PEAK	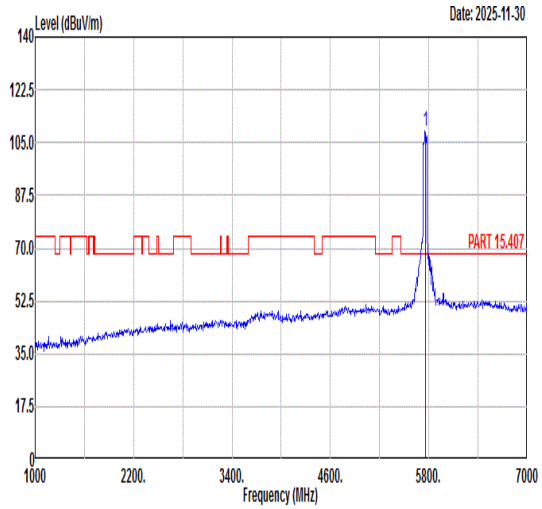 Freq Level Limit Line Margin (dB) Read Level Ant Factor Cable Loss Preamp Factor APos TPos Remark MHz dBuV/m dBuV/m dBuV dB/m dB dB cm deg 1 5755.00 108.66 ------ ------ 96.18 35.85 10.08 33.45 105 54 PEAK
Avg	Blank	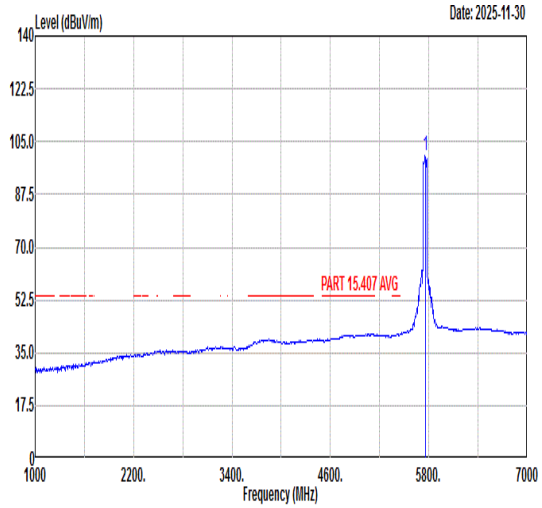 Freq Level Limit Line Margin (dB) Read Level Ant Factor Cable Loss Preamp Factor APos TPos Remark MHz dBuV/m dBuV/m dBuV dB/m dB dB cm deg 1 5755.00 100.16 ------ ------ 87.68 35.85 10.08 33.45 105 54 AVERAGE

Mode	2	
	Band Edge - R	
	U-NII-3_5.725-5.85_802.11ax HE40_CH151_5755MHz	
ANT	7+5	
Pol.	Horizontal	Fundamental
Peak	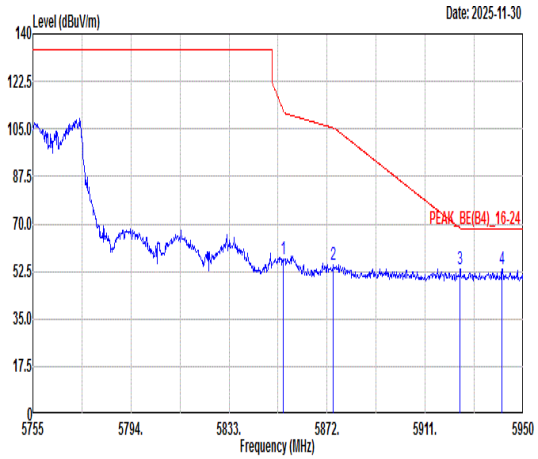 Freq Level Limit Line Margin (dB) Read Level Ant Factor Cable Loss Preamp Factor APos TPos Remark MHz dBuV/m dBuV/m dBuV dB/m dB dB cm deg 1 5854.65 57.26 111.61 -54.35 44.44 36.00 10.29 33.47 105 54 PEAK 2 5874.54 55.02 105.33 -50.31 42.14 36.02 10.33 33.47 105 54 PEAK 3 5924.85 53.55 68.41 -14.86 40.50 36.09 10.44 33.48 105 54 PEAK 4 5941.62 53.25 68.30 -15.05 40.15 36.12 10.47 33.49 105 54 PEAK	Blank

Mode	2	
	Band Edge - L	
	U-NII-3_5.725-5.85_802.11ax HE40_CH151_5755MHz	
ANT	7+5	
Pol.	Vertical	Fundamental
Peak	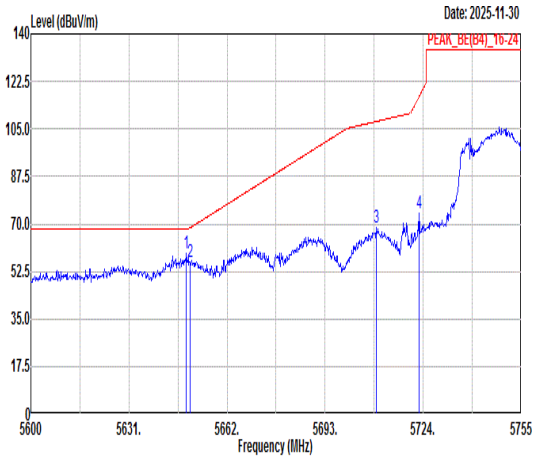 Freq Level Limit Line Margin (dB) Read Level Ant Factor Cable Loss Preamp Factor APos TPos Remark MHz dBuV/m dBuV/m dBuV dB/m dB dB cm deg 1 5649.14 58.96 68.30 -9.34 46.82 35.71 9.86 33.43 300 262 PEAK 2 5650.22 56.05 68.46 -12.41 43.91 35.71 9.86 33.43 300 262 PEAK 3 5709.28 68.49 107.80 -39.31 56.15 35.79 9.99 33.44 300 262 PEAK 4 5722.61 73.95 116.74 -42.79 61.57 35.81 10.01 33.44 300 262 PEAK	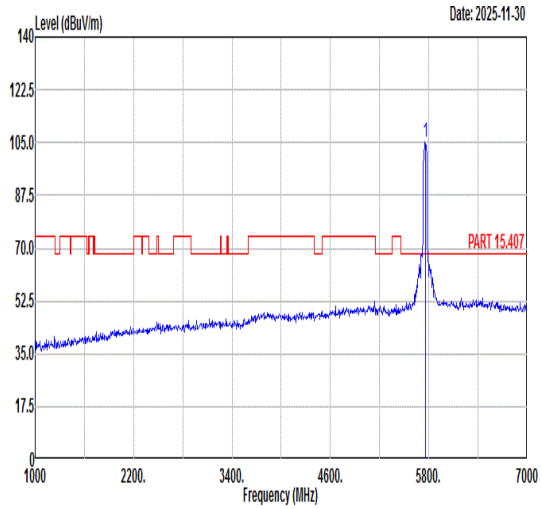 Freq Level Limit Line Margin (dB) Read Level Ant Factor Cable Loss Preamp Factor APos TPos Remark MHz dBuV/m dBuV/m dBuV dB/m dB dB cm deg 1 5755.00 105.39 ------ ------ 92.91 35.85 10.08 33.45 300 262 PEAK
Avg	Blank	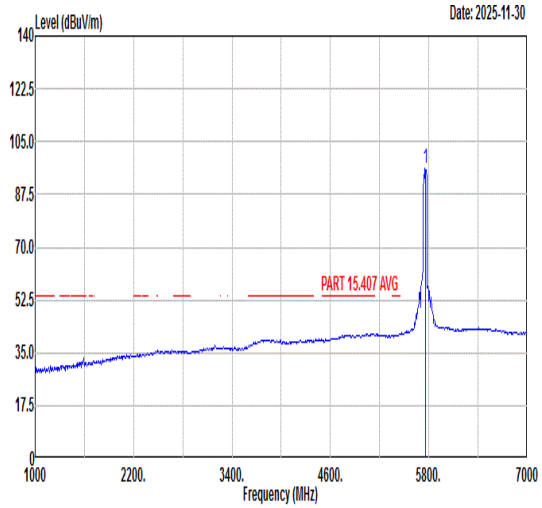 Freq Level Limit Line Margin (dB) Read Level Ant Factor Cable Loss Preamp Factor APos TPos Remark MHz dBuV/m dBuV/m dBuV dB/m dB dB cm deg 1 5755.00 96.00 ------ ------ 83.55 35.84 10.06 33.45 300 262 AVERAGE

Mode	2	
	Band Edge - R	
	U-NII-3_5.725-5.85_802.11ax HE40_CH151_5755MHz	
ANT	7+5	
Pol.	Vertical	Fundamental
Peak	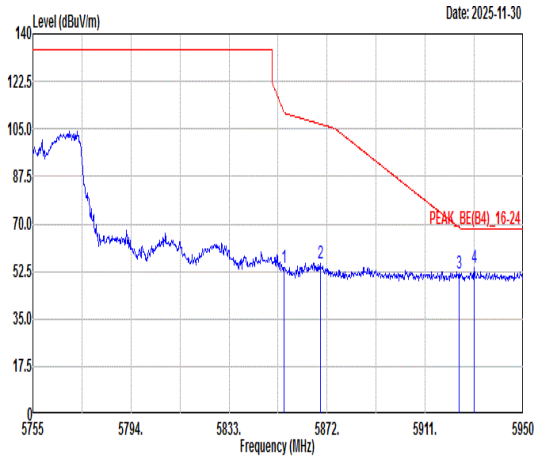 Freq Level Limit Line Margin (dB) Read Level Ant Factor Cable Loss Preamp Factor APos TPos Remark MHz dBuV/m dBuV/m dBuV dB/m dB dB cm deg 1 5854.84 53.76 111.17 -57.41 40.94 36.00 10.29 33.47 300 262 PEAK 2 5869.27 55.35 106.80 -51.45 42.48 36.02 10.32 33.47 300 262 PEAK 3 5924.46 51.96 68.70 -16.74 38.91 36.09 10.44 33.48 300 262 PEAK 4 5930.50 53.63 68.30 -14.67 40.57 36.10 10.45 33.49 300 262 PEAK	Blank

Mode	2	
	Harmonic	
	U-NII-3_5.725-5.85_802.11ax HE40_CH151_5755MHz	
ANT	7+5	
Pol.	Horizontal	Vertical
Peak Avg	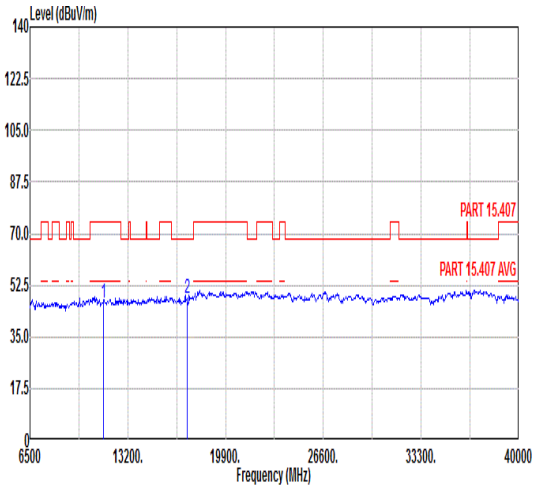 Freq Level Limit Line Margin Read Level Ant Factor Cable Loss Preamp Factor APos TPos Remark MHz dBuV/m dBuV/m dB dBuV dB/m dB dB cm deg 1 11510.00 46.50 74.00 -27.50 45.82 38.45 12.89 50.66 --- --- Peak 2 17265.00 47.81 68.30 -20.49 42.05 42.87 15.74 52.85 --- --- Peak	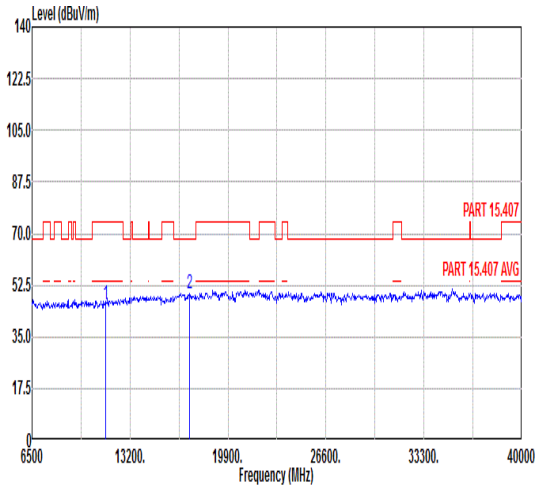 Freq Level Limit Line Margin Read Level Ant Factor Cable Loss Preamp Factor APos TPos Remark MHz dBuV/m dBuV/m dB dBuV dB/m dB dB cm deg 1 11510.00 45.81 74.00 -28.19 45.13 38.45 12.89 50.66 --- --- Peak 2 17265.00 49.53 68.30 -18.77 43.77 42.87 15.74 52.85 --- --- Peak

Mode	3	
	Harmonic	
	U-NII-2C_5.47-5.725_802.11be EHT40_CH134_5670MHz+11ax HE20_CH01+LTE B48 Link	
ANT	7+5	
Pol.	Horizontal	Vertical
Peak Avg	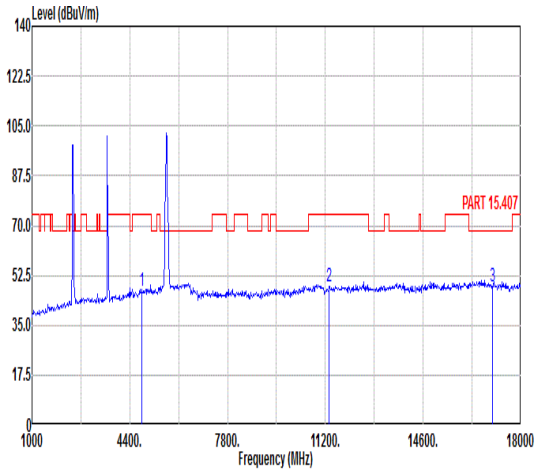 Freq Level Limit Line Margin Read Level Ant Factor Cable Loss Preamp Factor APos TPos Remark MHz dBuV/m dBuV/m dB dBuV dB/m dB dB cm deg 1 4824.00 46.76 74.00 -27.24 36.36 35.02 8.88 33.50 --- --- Peak 2 11340.00 48.67 74.00 -25.33 31.60 38.40 12.77 34.10 --- --- Peak 3 17010.00 48.65 68.30 -19.65 25.52 42.58 15.55 35.00 --- --- Peak	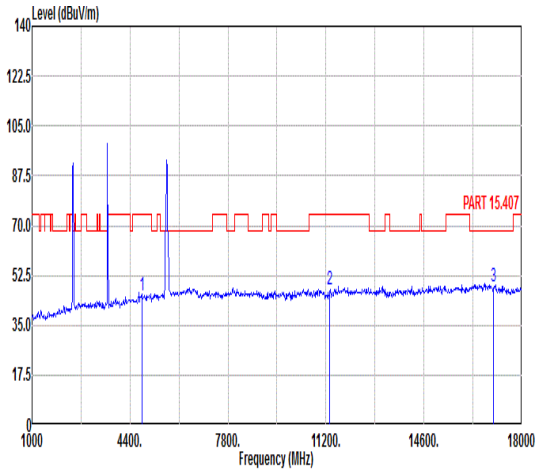 Freq Level Limit Line Margin Read Level Ant Factor Cable Loss Preamp Factor APos TPos Remark MHz dBuV/m dBuV/m dB dBuV dB/m dB dB cm deg 1 4824.00 45.38 74.00 -28.62 34.98 35.02 8.88 33.50 --- --- Peak 2 11340.00 47.39 74.00 -26.61 30.32 38.40 12.77 34.10 --- --- Peak 3 17010.00 48.79 68.30 -19.51 25.66 42.58 15.55 35.00 --- --- Peak

Mode	4	
	Harmonic	
	U-NII-2C_5.47-5.725_802.11be EHT40_CH134_5670MHz+ Bluetooth-LE_CH39+LTE B48 Link	
ANT	7+5	
Pol.	Horizontal	Vertical
Peak Avg	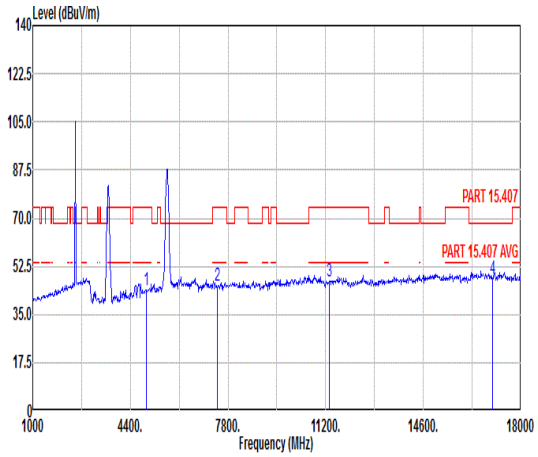 Freq Level Limit Line Margin Read Level Ant Factor Cable Loss Preamp Factor APos TPos Remark MHz dBuV/m dBuV/m dB dBuV dB/m dB dB cm deg 1 4960.00 44.09 74.00 -29.91 52.80 35.16 8.46 52.33 --- --- Peak 2 7440.00 45.48 74.00 -28.52 51.51 36.10 10.17 52.30 --- --- Peak 3 11340.00 47.04 74.00 -26.96 46.38 38.40 12.77 50.51 --- --- Peak 4 17010.00 48.34 68.30 -19.96 43.01 42.58 15.55 52.80 --- --- Peak	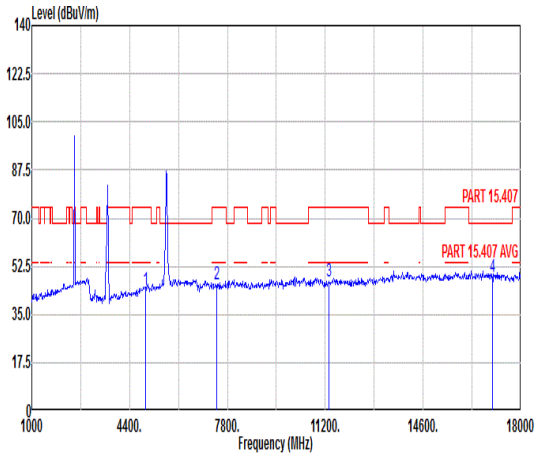 Freq Level Limit Line Margin Read Level Ant Factor Cable Loss Preamp Factor APos TPos Remark MHz dBuV/m dBuV/m dB dBuV dB/m dB dB cm deg 1 4960.00 44.11 74.00 -29.89 52.82 35.16 8.46 52.33 --- --- Peak 2 7440.00 46.15 74.00 -27.85 52.18 36.10 10.17 52.30 --- --- Peak 3 11340.00 47.26 74.00 -26.74 46.60 38.40 12.77 50.51 --- --- Peak 4 17010.00 48.77 68.30 -19.53 43.44 42.58 15.55 52.80 --- --- Peak

Note: For all plots above, the over limit line signals are Fundamental signal which can be ignored.

Mode	5	
	LF	
	U-NII-2C_5.47-5.725_802.11be EHT40-LF_CH134_5670MHz	
ANT	7+5	
Pol.	Horizontal	Vertical
QP/ Peak	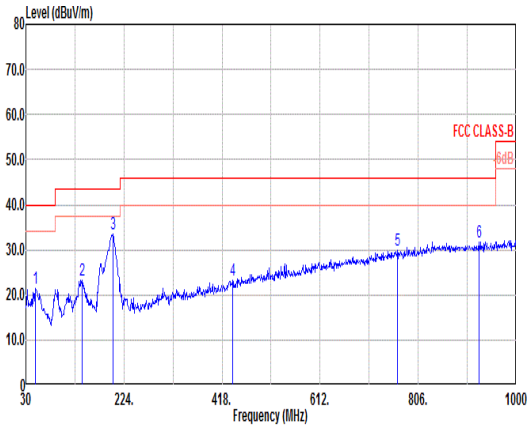	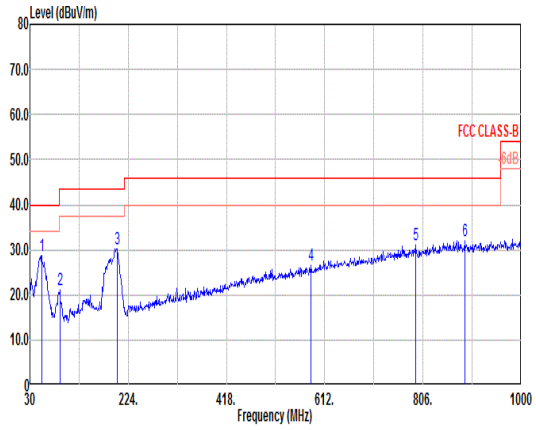

Horizontal:

	Freq	Level	Limit Line	Margin	Read Level	Ant Factor	Cable Loss	Preamp Factor	APos	TPos	Remark
	MHz	dBuV/m	dBuV/m	dB	dBuV	dB/m	dB	dB	cm	deg	
1	49.40	21.39	40.00	-18.61	32.70	19.70	0.70	31.71	---	---	Peak
2	141.55	23.31	43.50	-20.19	35.34	18.37	1.22	31.62	---	---	Peak
3	201.69	33.56	43.50	-9.94	47.60	16.02	1.44	31.50	---	---	Peak
4	438.37	23.22	46.00	-22.78	29.70	22.64	2.18	31.30	---	---	Peak
5	765.26	29.74	46.00	-16.26	29.61	28.28	2.88	31.03	---	---	Peak
6	926.28	31.70	46.00	-14.30	30.03	29.39	3.20	30.92	---	---	Peak

Vertical:

	Freq	Level	Limit Line	Margin	Read Level	Ant Factor	Cable Loss	Preamp Factor	APos	TPos	Remark
	MHz	dBuV/m	dBuV/m	dB	dBuV	dB/m	dB	dB	cm	deg	
1	53.28	28.63	40.00	-11.37	40.14	19.46	0.73	31.70	---	---	Peak
2	89.17	21.26	43.50	-22.24	38.21	13.81	0.94	31.70	---	---	Peak
3	202.66	30.28	43.50	-13.22	44.28	16.06	1.44	31.50	---	---	Peak
4	584.84	26.57	46.00	-19.43	29.71	25.49	2.53	31.16	---	---	Peak
5	791.45	31.12	46.00	-14.88	30.91	28.37	2.92	31.08	---	---	Peak
6	888.45	31.99	46.00	-14.01	30.78	29.09	3.13	31.01	---	---	Peak

Mode	6	
	LF	
	U-NII-3_5.47-5.725_802.11ax HE40-LF_CH151_5755MHz	
ANT	7+5	
Pol.	Horizontal	Vertical
QP/ Peak	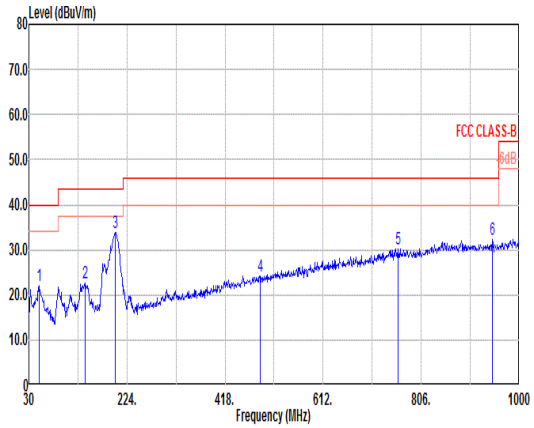	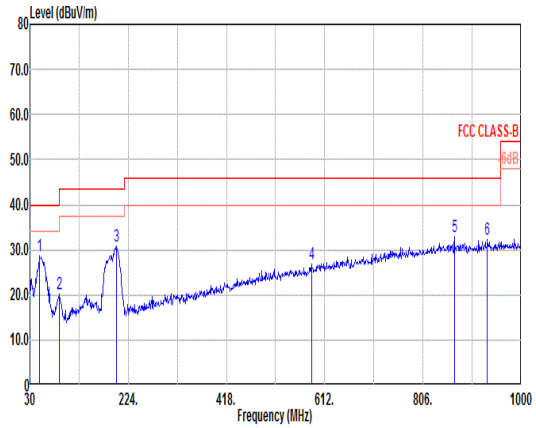

Horizontal:

	Freq	Level	Limit Line	Margin	Read Level	Ant Factor	Cable Loss	Preamp Factor	APos	TPos	Remark
	MHz	dBuV/m	dBuV/m	dB	dBuV	dB/m	dB	dB	cm	deg	
1	50.37	22.07	40.00	-17.93	33.37	19.69	0.71	31.70	---	---	Peak
2	140.58	22.56	43.50	-20.94	34.66	18.31	1.21	31.62	---	---	Peak
3	200.72	33.94	43.50	-9.56	48.02	15.99	1.43	31.50	---	---	Peak
4	486.87	24.21	46.00	-21.79	29.60	23.61	2.30	31.30	---	---	Peak
5	760.41	30.31	46.00	-15.69	30.19	28.27	2.87	31.02	---	---	Peak
6	946.65	32.41	46.00	-13.59	30.56	29.48	3.23	30.86	---	---	Peak

Vertical:

	Freq	Level	Limit Line	Margin	Read Level	Ant Factor	Cable Loss	Preamp Factor	APos	TPos	Remark
	MHz	dBuV/m	dBuV/m	dB	dBuV	dB/m	dB	dB	cm	deg	
1	49.40	28.82	40.00	-11.18	40.13	19.70	0.70	31.71	---	---	Peak
2	88.20	20.18	43.50	-23.32	37.00	13.94	0.94	31.70	---	---	Peak
3	200.72	30.64	43.50	-12.86	44.72	15.99	1.43	31.50	---	---	Peak
4	585.81	26.91	46.00	-19.09	30.03	25.51	2.53	31.16	---	---	Peak
5	868.08	32.82	46.00	-13.18	31.99	28.77	3.09	31.03	---	---	Peak
6	933.07	32.16	46.00	-13.84	30.43	29.42	3.21	30.90	---	---	Peak

Appendix D. Duty Cycle Plots

Antenna	Band	Duty Cycle(%)	T(ms)	1/T(kHz)	VBW Setting
7+5	802.11ax HE40	99.63	-	-	10Hz
7+5	802.11be EHT40	99.63	-	-	10Hz

802.11ax HE40

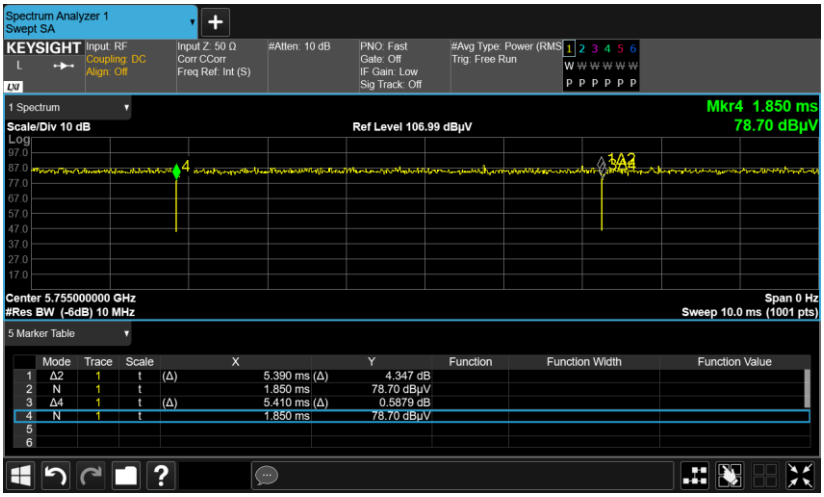
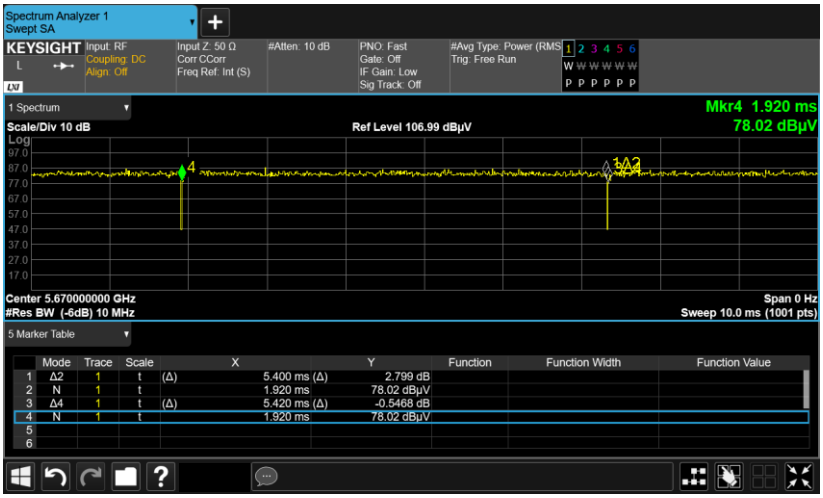
802.11be EHT40