9_HAC T-Coil_LTE Band 14_10M_16QAM_1RB_0Offset_Ch23330(Y)

Communication System: UID 0, LTE-FDD (0); Frequency: 793 MHz;Duty Cycle: 1:1
Medium: Air Medium parameters used: $\sigma = 0$ S/m, $\varepsilon_r = 1$; $\rho = 0$ kg/m^3
Ambient Temperature：23.3 °C;

DASY5 Configuration:
- Probe: AM1DV3 - 3093; Calibrated: 2023/1/31
- Sensor-Surface: 0mm (Fix Surface)
- Electronics: DAE4 Sn1338; Calibrated: 2022/12/15
- Phantom: HAC Test Arch with AMCC; Type: SD HAC P01 BA
- Measurement SW: DASY52, Version 52.10 (4); SEMCAD X Version 14.6.14 (7501)

Ch23330/y (transversal) 4.2mm 50 x 50/ABM Interpolated SNR(x,y,z) (121x121x1):

Interpolated grid: dx=1.000 mm, dy=1.000 mm
ABM1/ABM2 = 47.07 dB
ABM1 comp = 0.83 dBA/m
Location: 4.6, -16.7, 3.7 mm



0 dB = 225.7 = 47.07 dB

10_HAC T-Coil_LTE Band 25_20M_16QAM_1RB_0Offset_Ch26340(Z)

Communication System: UID 0, LTE-FDD (0); Frequency: 1880 MHz;Duty Cycle: 1:1
Medium: Air Medium parameters used: $\sigma = 0$ S/m, $\varepsilon_r = 1$; $\rho = 0$ kg/m^3
Ambient Temperature：23.3 °C;

DASY5 Configuration:
- Probe: AM1DV3 - 3093; Calibrated: 2023/1/31
- Sensor-Surface: 0mm (Fix Surface)
- Electronics: DAE4 Sn1338; Calibrated: 2022/12/15
- Phantom: HAC Test Arch with AMCC; Type: SD HAC P01 BA
- Measurement SW: DASY52, Version 52.10 (4); SEMCAD X Version 14.6.14 (7501)

Ch26340/z (axial) 4.2mm 50 x 50/ABM Interpolated SNR(x,y,z) (121x121x1):

Interpolated grid: dx=1.000 mm, dy=1.000 mm
ABM1/ABM2 = 52.14 dB
ABM1 comp = 7.78 dBA/m
Location: 11.7, -17.1, 3.7 mm



0 dB = 404.7 = 52.14 dB

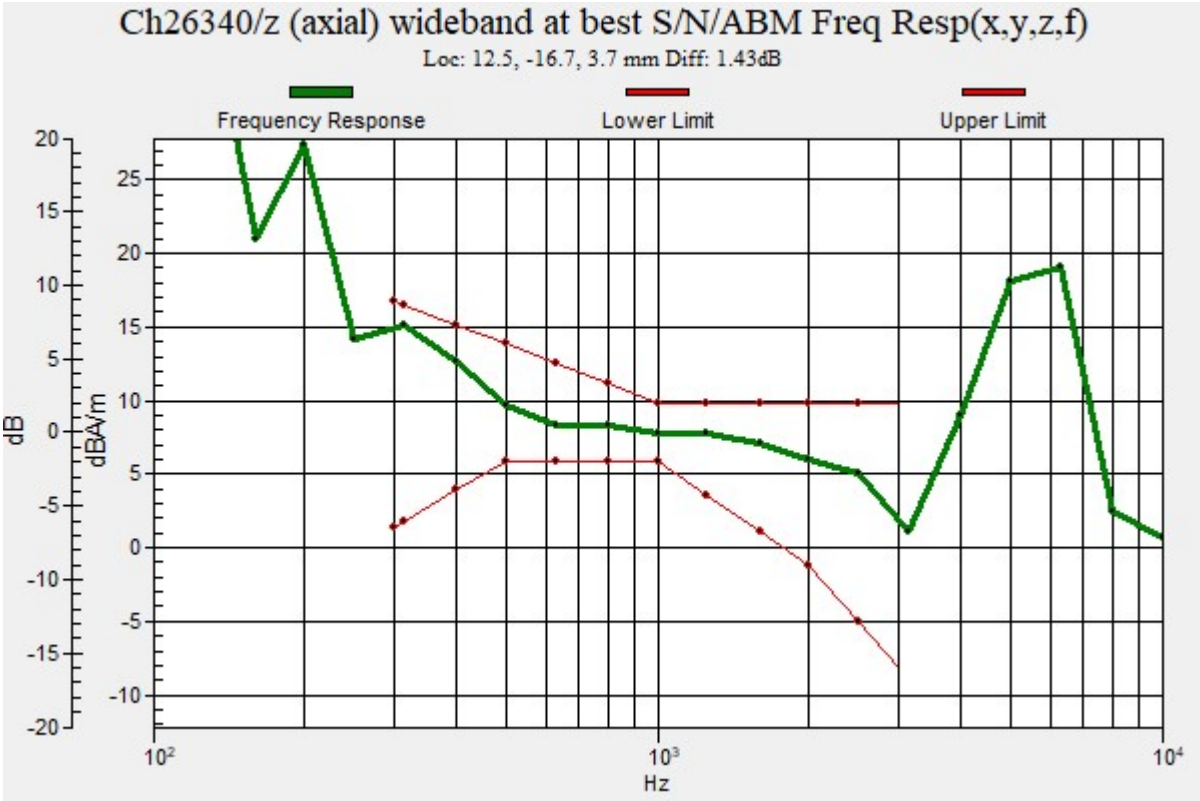
Ch26340/z (axial) wideband at best S/N/ABM Freq Resp(x,y,z,f)
Loc: 12.5, -16.7, 3.7 mm Diff: 1.43dB
Frequency Response
Lower Limit
Upper Limit
dB
dBA/m
Hz

10_HAC T-Coil_LTE Band 25_20M_16QAM_1RB_0Offset_Ch26340(Y)

Communication System: UID 0, LTE-FDD (0); Frequency: 1880 MHz;Duty Cycle: 1:1
Medium: Air Medium parameters used: $\sigma = 0$ S/m, $\varepsilon_r = 1$; $\rho = 0$ kg/m^3
Ambient Temperature：23.3 °C;

DASY5 Configuration:
- Probe: AM1DV3 - 3093; Calibrated: 2023/1/31
- Sensor-Surface: 0mm (Fix Surface)
- Electronics: DAE4 Sn1338; Calibrated: 2022/12/15
- Phantom: HAC Test Arch with AMCC; Type: SD HAC P01 BA
- Measurement SW: DASY52, Version 52.10 (4); SEMCAD X Version 14.6.14 (7501)

Ch26340/y (transversal) 4.2mm 50 x 50/ABM Interpolated SNR(x,y,z) (121x121x1):

Interpolated grid: dx=1.000 mm, dy=1.000 mm
ABM1/ABM2 = 47.98 dB
ABM1 comp = -0.47 dBA/m
Location: 2.9, -20.4, 3.7 mm



0 dB = 250.6 = 47.98 dB

11_HAC T-Coil_LTE Band 26_15M_16QAM_1RB_0Offset_Ch26865(Z)

Communication System: UID 0, LTE-FDD (0); Frequency: 831.5 MHz;Duty Cycle: 1:1
Medium: Air Medium parameters used: $\sigma = 0$ S/m, $\varepsilon_r = 1$; $\rho = 0$ kg/m^3
Ambient Temperature：23.3 °C;

DASY5 Configuration:
- Probe: AM1DV3 - 3093; Calibrated: 2023/1/31
- Sensor-Surface: 0mm (Fix Surface)
- Electronics: DAE4 Sn1338; Calibrated: 2022/12/15
- Phantom: HAC Test Arch with AMCC; Type: SD HAC P01 BA
- Measurement SW: DASY52, Version 52.10 (4); SEMCAD X Version 14.6.14 (7501)

Ch26865/z (axial) 4.2mm 50 x 50/ABM Interpolated SNR(x,y,z) (121x121x1):

Interpolated grid: dx=1.000 mm, dy=1.000 mm
ABM1/ABM2 = 42.75 dB
ABM1 comp = 9.21 dBA/m
Location: 8.3, -12.1, 3.7 mm



0 dB = 137.2 = 42.75 dB

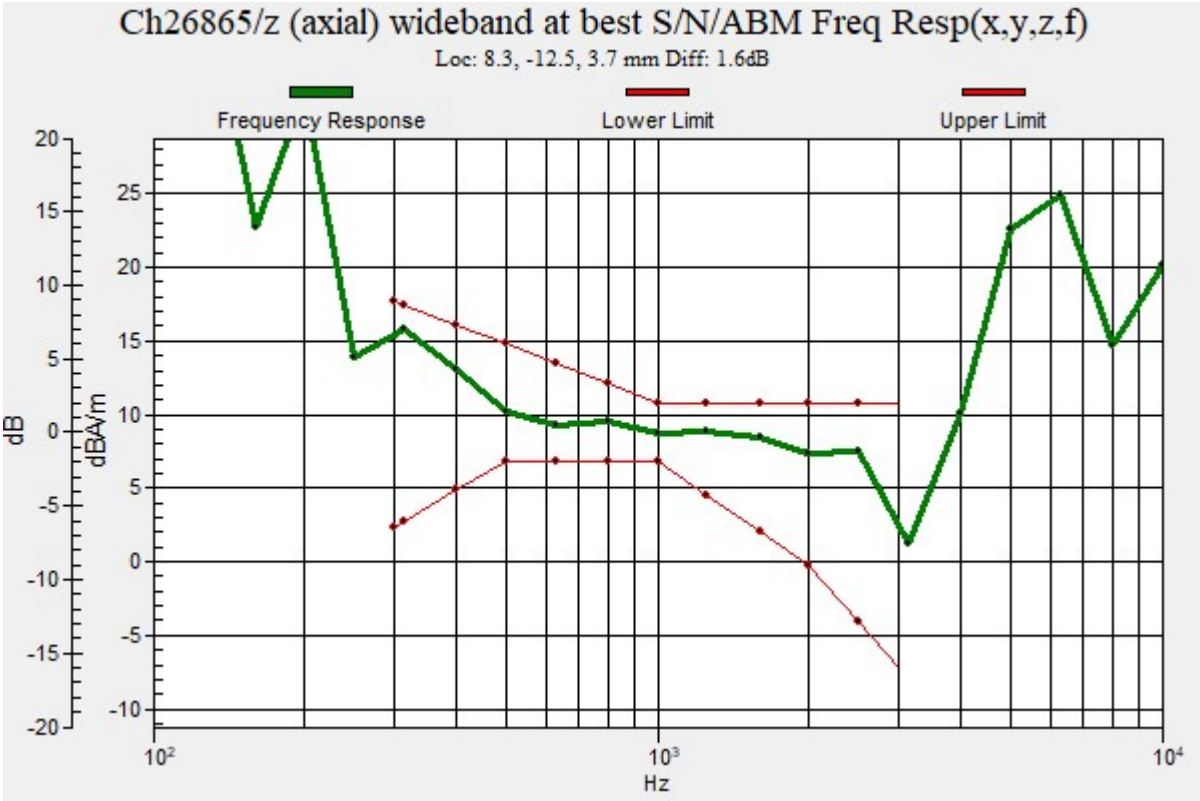
Ch26865/z (axial) wideband at best S/N/ABM Freq Resp(x,y,z,f)
Loc: 8.3, -12.5, 3.7 mm Diff: 1.6dB
Frequency Response
Lower Limit
Upper Limit
dB
dBA/m
Hz

11_HAC T-Coil_LTE Band 26_15M_16QAM_1RB_0Offset_Ch26865(Y)

Communication System: UID 0, LTE-FDD (0); Frequency: 831.5 MHz;Duty Cycle: 1:1
Medium: Air Medium parameters used: $\sigma = 0$ S/m, $\varepsilon_r = 1$; $\rho = 0$ kg/m^3
Ambient Temperature：23.3 °C;

DASY5 Configuration:
- Probe: AM1DV3 - 3093; Calibrated: 2023/1/31
- Sensor-Surface: 0mm (Fix Surface)
- Electronics: DAE4 Sn1338; Calibrated: 2022/12/15
- Phantom: HAC Test Arch with AMCC; Type: SD HAC P01 BA
- Measurement SW: DASY52, Version 52.10 (4); SEMCAD X Version 14.6.14 (7501)

Ch26865/y (transversal) 4.2mm 50 x 50/ABM Interpolated SNR(x,y,z) (121x121x1):

Interpolated grid: dx=1.000 mm, dy=1.000 mm
ABM1/ABM2 = 42.41 dB
ABM1 comp = -4.31 dBA/m
Location: 0.4, -17.5, 3.7 mm



0 dB = 131.9 = 42.41 dB

12_HAC T-Coil_LTE Band 30_10M_16QAM_1RB_0Offset_Ch27710(Z)

Communication System: UID 0, LTE-FDD (0); Frequency: 2310 MHz;Duty Cycle: 1:1
Medium: Air Medium parameters used: $\sigma = 0$ S/m, $\varepsilon_r = 1$; $\rho = 0$ kg/m^3
Ambient Temperature：23.3 °C;

DASY5 Configuration:
- Probe: AM1DV3 - 3093; Calibrated: 2023/1/31
- Sensor-Surface: 0mm (Fix Surface)
- Electronics: DAE4 Sn1338; Calibrated: 2022/12/15
- Phantom: HAC Test Arch with AMCC; Type: SD HAC P01 BA
- Measurement SW: DASY52, Version 52.10 (4); SEMCAD X Version 14.6.14 (7501)

Ch27710/z (axial) 4.2mm 50 x 50/ABM Interpolated SNR(x,y,z) (121x121x1):

Interpolated grid: dx=1.000 mm, dy=1.000 mm
ABM1/ABM2 = 49.34 dB
ABM1 comp = 5.61 dBA/m
Location: 8.3, -12.5, 3.7 mm



0 dB = 292.9 = 49.34 dB

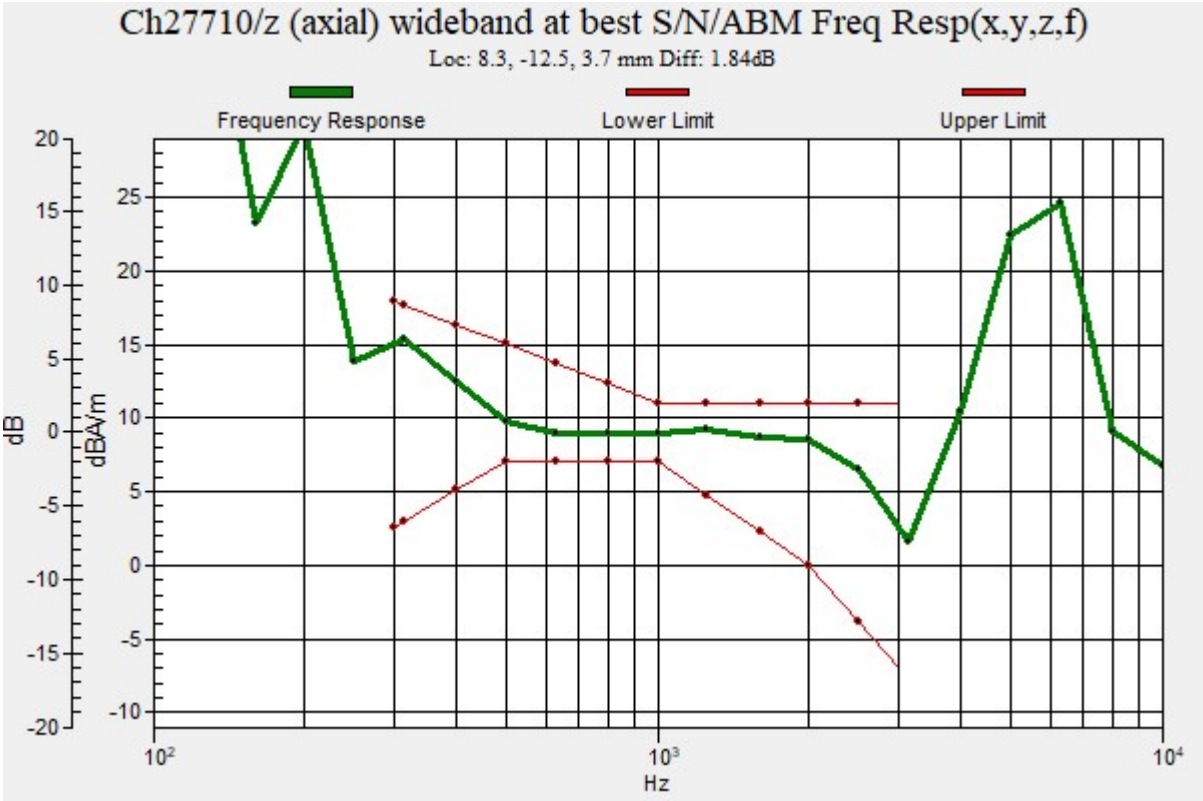
Ch27710/z (axial) wideband at best S/N/ABM Freq Resp(x,y,z,f)
Loc: 8.3, -12.5, 3.7 mm Diff: 1.84dB
Frequency Response
Lower Limit
Upper Limit
dB
dBA/m
Hz

12_HAC T-Coil_LTE Band 30_10M_16QAM_1RB_0Offset_Ch27710(Y)

Communication System: UID 0, LTE-FDD (0); Frequency: 2310 MHz;Duty Cycle: 1:1
Medium: Air Medium parameters used: $\sigma = 0$ S/m, $\varepsilon_r = 1$; $\rho = 0$ kg/m^3
Ambient Temperature：23.3 °C;

DASY5 Configuration:
- Probe: AM1DV3 - 3093; Calibrated: 2023/1/31
- Sensor-Surface: 0mm (Fix Surface)
- Electronics: DAE4 Sn1338; Calibrated: 2022/12/15
- Phantom: HAC Test Arch with AMCC; Type: SD HAC P01 BA
- Measurement SW: DASY52, Version 52.10 (4); SEMCAD X Version 14.6.14 (7501)

Ch27710/y (transversal) 4.2mm 50 x 50/ABM Interpolated SNR(x,y,z) (121x121x1):

Interpolated grid: dx=1.000 mm, dy=1.000 mm
ABM1/ABM2 = 45.30 dB
ABM1 comp = -1.52 dBA/m
Location: 3.8, -20.8, 3.7 mm



0 dB = 184.0 = 45.30 dB

13_HAC T-Coil_LTE Band 66_20M_16QAM_1RB_0Offset_Ch132322(Z)

Communication System: UID 0, LTE-FDD (0); Frequency: 1745 MHz;Duty Cycle: 1:1
Medium: Air Medium parameters used: $\sigma = 0$ S/m, $\varepsilon_r = 1$; $\rho = 0$ kg/m^3
Ambient Temperature：23.3 °C;

DASY5 Configuration:
- Probe: AM1DV3 - 3093; Calibrated: 2023/1/31
- Sensor-Surface: 0mm (Fix Surface)
- Electronics: DAE4 Sn1338; Calibrated: 2022/12/15
- Phantom: HAC Test Arch with AMCC; Type: SD HAC P01 BA
- Measurement SW: DASY52, Version 52.10 (4); SEMCAD X Version 14.6.14 (7501)

Ch132322/z (axial) 4.2mm 50 x 50/ABM Interpolated SNR(x,y,z) (121x121x1):

Interpolated grid: dx=1.000 mm, dy=1.000 mm
ABM1/ABM2 = 54.08 dB
ABM1 comp = 5.78 dBA/m
Location: 7.9, -16.7, 3.7 mm



0 dB = 506.0 = 54.08 dB

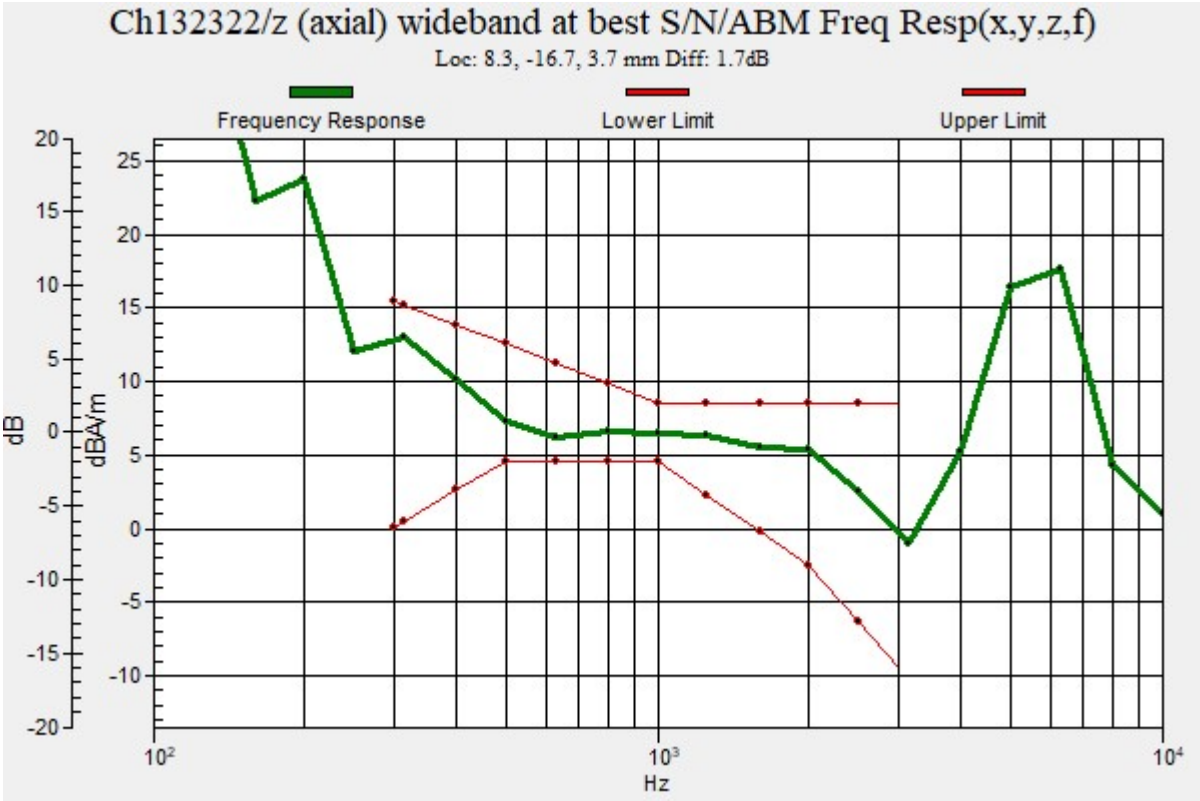
Ch132322/z (axial) wideband at best S/N/ABM Freq Resp(x,y,z,f)
Loc: 8.3, -16.7, 3.7 mm Diff: 1.7dB
Frequency Response
Lower Limit
Upper Limit
dB
dBA/m
Hz

13_HAC T-Coil_LTE Band 66_20M_16QAM_1RB_0Offset_Ch132322(Y)

Communication System: UID 0, LTE-FDD (0); Frequency: 1745 MHz;Duty Cycle: 1:1
Medium: Air Medium parameters used: $\sigma = 0$ S/m, $\varepsilon_r = 1$; $\rho = 0$ kg/m^3
Ambient Temperature：23.3 °C;

DASY5 Configuration:
- Probe: AM1DV3 - 3093; Calibrated: 2023/1/31
- Sensor-Surface: 0mm (Fix Surface)
- Electronics: DAE4 Sn1338; Calibrated: 2022/12/15
- Phantom: HAC Test Arch with AMCC; Type: SD HAC P01 BA
- Measurement SW: DASY52, Version 52.10 (4); SEMCAD X Version 14.6.14 (7501)

Ch132322/y (transversal) 4.2mm 50 x 50/ABM Interpolated SNR(x,y,z) (121x121x1):

Interpolated grid: dx=1.000 mm, dy=1.000 mm
ABM1/ABM2 = 46.19 dB
ABM1 comp = -2.42 dBA/m
Location: 3.8, 4.6, 3.7 mm



0 dB = 204.0 = 46.19 dB

Test Laboratory: Sporton International Inc. SAR/HAC Testing Lab Date: 2023/11/21

14_HAC T-Coil_LTE Band 71_10M_16QAM_1RB_0Offset_Ch133297(Z)

Communication System: UID 0, LTE-FDD (0); Frequency: 680.5 MHz;Duty Cycle: 1:1
Medium: Air Medium parameters used: $\sigma = 0$ S/m, $\varepsilon_r = 1$; $\rho = 0$ kg/m^3
Ambient Temperature：23.3 °C;

DASY5 Configuration:
- Probe: AM1DV3 - 3093; Calibrated: 2023/1/31
- Sensor-Surface: 0mm (Fix Surface)
- Electronics: DAE4 Sn1338; Calibrated: 2022/12/15
- Phantom: HAC Test Arch with AMCC; Type: SD HAC P01 BA
- Measurement SW: DASY52, Version 52.10 (4); SEMCAD X Version 14.6.14 (7501)

Ch133297/z (axial) 4.2mm 50 x 50/ABM Interpolated SNR(x,y,z) (121x121x1):

Interpolated grid: dx=1.000 mm, dy=1.000 mm
ABM1/ABM2 = 45.35 dB
ABM1 comp = 5.89 dBA/m
Location: 4.2, -12.5, 3.7 mm



0 dB = 185.2 = 45.35 dB

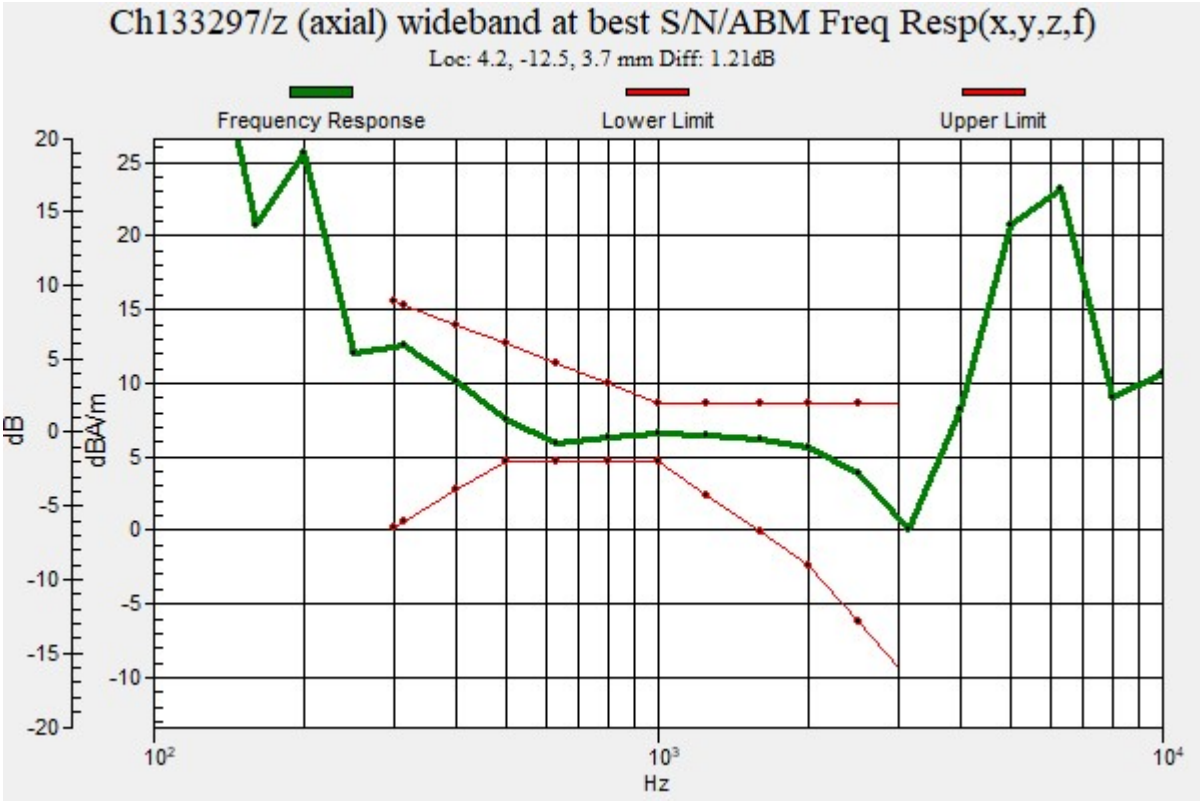
Ch133297/z (axial) wideband at best S/N/ABM Freq Resp(x,y,z,f)
Loc: 4.2, -12.5, 3.7 mm Diff: 1.21dB
Frequency Response
Lower Limit
Upper Limit
dB
dBA/m
Hz

14_HAC T-Coil_LTE Band 71_10M_16QAM_1RB_0Offset_Ch133297(Y)

Communication System: UID 0, LTE-FDD (0); Frequency: 680.5 MHz;Duty Cycle: 1:1
Medium: Air Medium parameters used: $\sigma = 0$ S/m, $\varepsilon_r = 1$; $\rho = 0$ kg/m^3
Ambient Temperature：23.3 °C;

DASY5 Configuration:
- Probe: AM1DV3 - 3093; Calibrated: 2023/1/31
- Sensor-Surface: 0mm (Fix Surface)
- Electronics: DAE4 Sn1338; Calibrated: 2022/12/15
- Phantom: HAC Test Arch with AMCC; Type: SD HAC P01 BA
- Measurement SW: DASY52, Version 52.10 (4); SEMCAD X Version 14.6.14 (7501)

Ch133297/y (transversal) 4.2mm 50 x 50/ABM Interpolated SNR(x,y,z) (121x121x1):

Interpolated grid: dx=1.000 mm, dy=1.000 mm
ABM1/ABM2 = 44.72 dB
ABM1 comp = 1.36 dBA/m
Location: 8.8, -17.1, 3.7 mm



0 dB = 172.2 = 44.72 dB

15_HAC T-Coil_LTE Band 41 HPUE_20M_16QAM_1RB_0Offset_Ch40620(Z)

Communication System: UID 0, LTE-TDD (0); Frequency: 2593 MHz;Duty Cycle: 1:2.33
Medium: Air Medium parameters used: $\sigma = 0$ S/m, $\varepsilon_r = 1$; $\rho = 0$ kg/m^3
Ambient Temperature：23.3 °C;

DASY5 Configuration:
- Probe: AM1DV3 - 3093; Calibrated: 2023/1/31
- Sensor-Surface: 0mm (Fix Surface)
- Electronics: DAE4 Sn1338; Calibrated: 2022/12/15
- Phantom: HAC Test Arch with AMCC; Type: SD HAC P01 BA
- Measurement SW: DASY52, Version 52.10 (4); SEMCAD X Version 14.6.14 (7501)

Ch40620/z (axial) 4.2mm 50 x 50/ABM Interpolated SNR(x,y,z) (121x121x1):

Interpolated grid: dx=1.000 mm, dy=1.000 mm
ABM1/ABM2 = 46.10 dB
ABM1 comp = 6.36 dBA/m
Location: 4.6, -12.1, 3.7 mm



0 dB = 201.8 = 46.10 dB

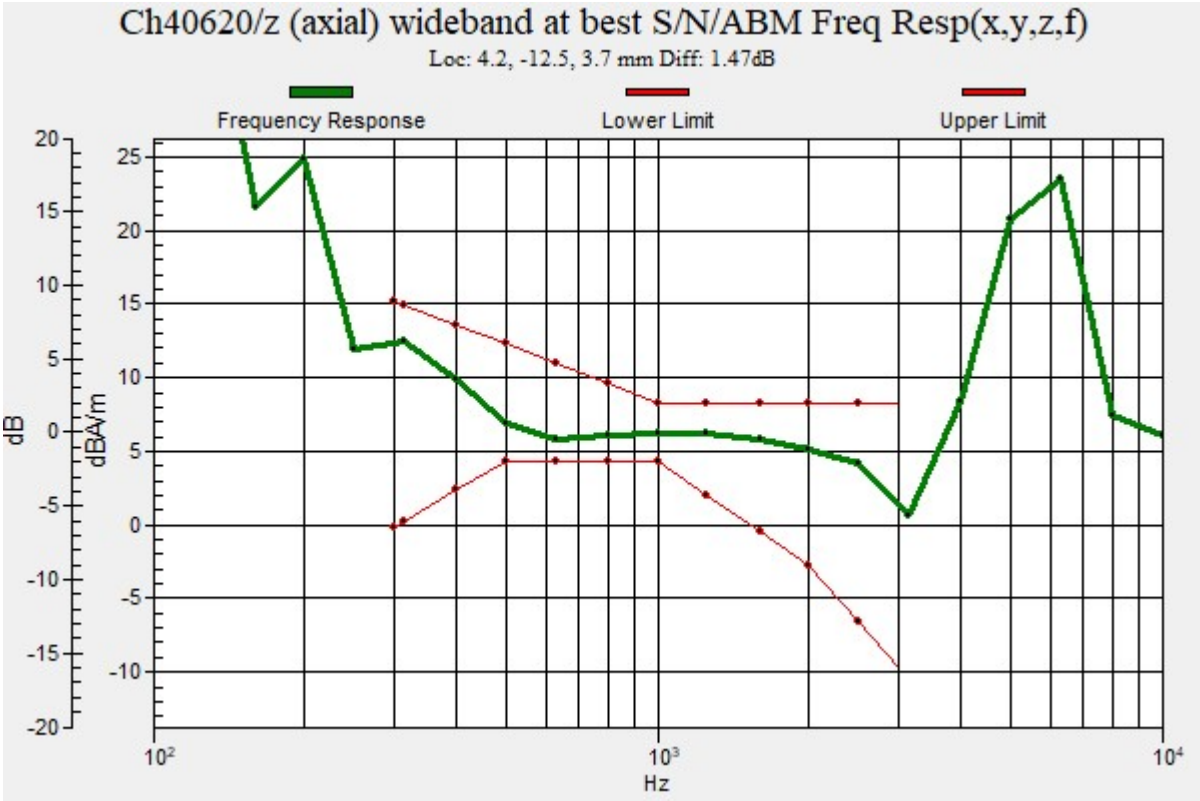
Ch40620/z (axial) wideband at best S/N/ABM Freq Resp(x,y,z,f)
Loc: 4.2, -12.5, 3.7 mm Diff: 1.47dB
Frequency Response
Lower Limit
Upper Limit
dB
dBA/m
Hz

15_HAC T-Coil_LTE Band 41 HPUE_20M_16QAM_1RB_0Offset_Ch40620(Y)

Communication System: UID 0, LTE-TDD (0); Frequency: 2593 MHz;Duty Cycle: 1:2.33
Medium: Air Medium parameters used: $\sigma = 0$ S/m, $\varepsilon_r = 1$; $\rho = 0$ kg/m^3
Ambient Temperature：23.3 °C;

DASY5 Configuration:
- Probe: AM1DV3 - 3093; Calibrated: 2023/1/31
- Sensor-Surface: 0mm (Fix Surface)
- Electronics: DAE4 Sn1338; Calibrated: 2022/12/15
- Phantom: HAC Test Arch with AMCC; Type: SD HAC P01 BA
- Measurement SW: DASY52, Version 52.10 (4); SEMCAD X Version 14.6.14 (7501)

Ch40620/y (transversal) 4.2mm 50 x 50/ABM Interpolated SNR(x,y,z) (121x121x1):

Interpolated grid: dx=1.000 mm, dy=1.000 mm
ABM1/ABM2 = 36.64 dB
ABM1 comp = -6.12 dBA/m
Location: -2.5, -17.5, 3.7 mm



0 dB = 67.95 = 36.64 dB

15_1_HAC T-Coil_LTE Band 41 HPUE_20M_16QAM_1RB_0Offset_Ch40620(Z)

Communication System: UID 0, LTE-TDD (0); Frequency: 2593 MHz;Duty Cycle: 1:2.33
Medium: Air Medium parameters used: $\sigma = 0$ S/m, $\varepsilon_r = 1$; $\rho = 0$ kg/m^3
Ambient Temperature：23.3 °C;

DASY5 Configuration:
- Probe: AM1DV3 - 3093; Calibrated: 2023/1/31
- Sensor-Surface: 0mm (Fix Surface)
- Electronics: DAE4 Sn1338; Calibrated: 2022/12/15
- Phantom: HAC Test Arch with AMCC; Type: SD HAC P01 BA
- Measurement SW: DASY52, Version 52.10 (4); SEMCAD X Version 14.6.14 (7501)

Ch40620/z (axial) 4.2mm 50 x 50/ABM Interpolated SNR(x,y,z) (121x121x1):

Interpolated grid: dx=1.000 mm, dy=1.000 mm
ABM1/ABM2 = 39.80 dB
ABM1 comp = 2.56 dBA/m
Location: 8.3, -10.4, 3.7 mm



0 dB = 97.69 = 39.80 dB

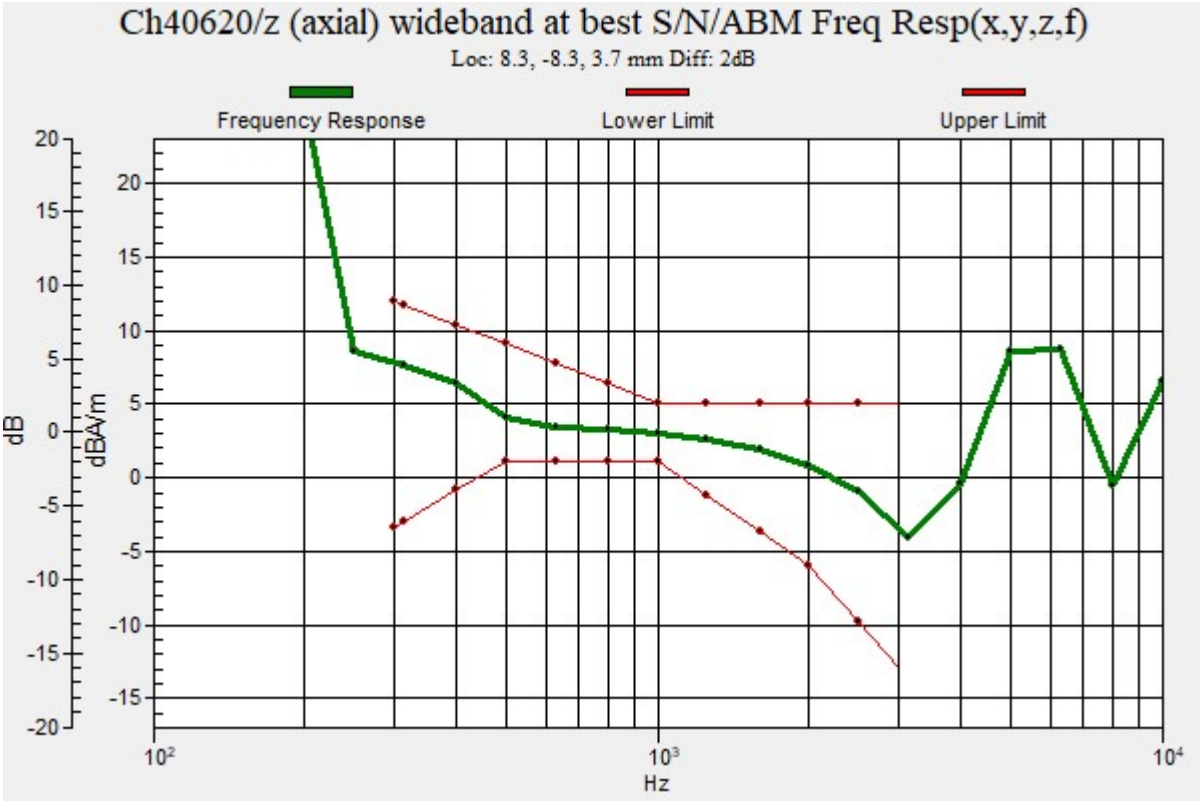
Ch40620/z (axial) wideband at best S/N/ABM Freq Resp(x,y,z,f)
Loc: 8.3, -8.3, 3.7 mm Diff: 2dB
Frequency Response
Lower Limit
Upper Limit
dB
dBA/m
Hz

15_1_HAC T-Coil_LTE Band 41 HPUE_20M_16QAM_1RB_0Offset_Ch40620(Y)

Communication System: UID 0, LTE-TDD (0); Frequency: 2593 MHz;Duty Cycle: 1:2.33
Medium: Air Medium parameters used: $\sigma = 0$ S/m, $\varepsilon_r = 1$; $\rho = 0$ kg/m^3
Ambient Temperature：23.3 °C;

DASY5 Configuration:
- Probe: AM1DV3 - 3093; Calibrated: 2023/1/31
- Sensor-Surface: 0mm (Fix Surface)
- Electronics: DAE4 Sn1338; Calibrated: 2022/12/15
- Phantom: HAC Test Arch with AMCC; Type: SD HAC P01 BA
- Measurement SW: DASY52, Version 52.10 (4); SEMCAD X Version 14.6.14 (7501)

Ch40620/y (transversal) 4.2mm 50 x 50/ABM Interpolated SNR(x,y,z) (121x121x1):

Interpolated grid: dx=1.000 mm, dy=1.000 mm
ABM1/ABM2 = 34.15 dB
ABM1 comp = -3.65 dBA/m
Location: 4.2, -17.5, 3.7 mm

0 dB = 51.01 = 34.15 dB

16_HAC T-Coil_LTE Band 48_20M_16QAM_1RB_0Offset_Ch55830(Z)

Communication System: UID 0, LTE-TDD (0); Frequency: 3609 MHz;Duty Cycle: 1:1.59
Medium: Air Medium parameters used: $\sigma = 0$ S/m, $\varepsilon_r = 1$; $\rho = 0$ kg/m^3
Ambient Temperature：23.3 °C;

DASY5 Configuration:
- Probe: AM1DV3 - 3093; Calibrated: 2023/1/31
- Sensor-Surface: 0mm (Fix Surface)
- Electronics: DAE4 Sn1338; Calibrated: 2022/12/15
- Phantom: HAC Test Arch with AMCC; Type: SD HAC P01 BA
- Measurement SW: DASY52, Version 52.10 (4); SEMCAD X Version 14.6.14 (7501)

Ch55830/z (axial) 4.2mm 50 x 50/ABM Interpolated SNR(x,y,z) (121x121x1):

Interpolated grid: dx=1.000 mm, dy=1.000 mm
ABM1/ABM2 = 41.23 dB
ABM1 comp = -0.88 dBA/m
Location: 0.4, -8.3, 3.7 mm



0 dB = 115.2 = 41.23 dB

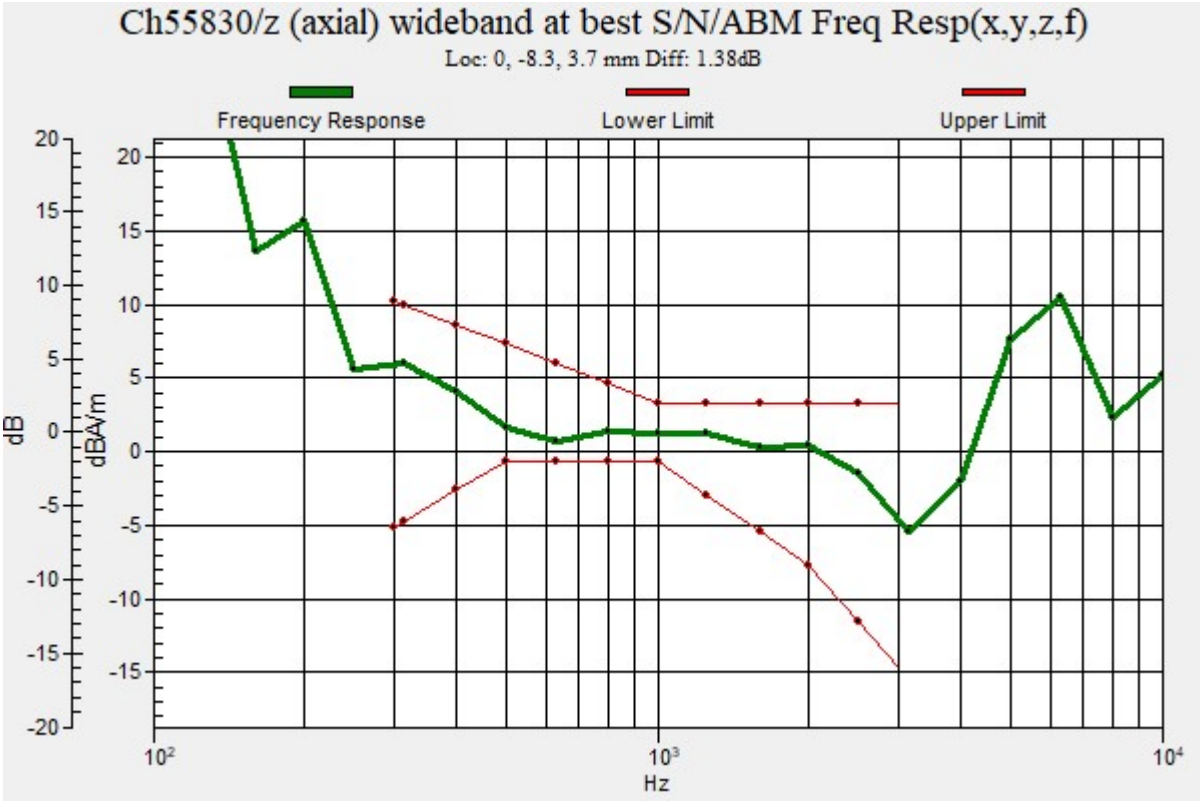
Ch55830/z (axial) wideband at best S/N/ABM Freq Resp(x,y,z,f)
Loc: 0, -8.3, 3.7 mm Diff: 1.38dB
Frequency Response
Lower Limit
Upper Limit
dB
dBA/m
Hz

16_HAC T-Coil_LTE Band 48_20M_16QAM_1RB_0Offset_Ch55830(Y)

Communication System: UID 0, LTE-TDD (0); Frequency: 3609 MHz;Duty Cycle: 1:1.59
Medium: Air Medium parameters used: $\sigma = 0$ S/m, $\varepsilon_r = 1$; $\rho = 0$ kg/m^3
Ambient Temperature：23.3 °C;

DASY5 Configuration:
- Probe: AM1DV3 - 3093; Calibrated: 2023/1/31
- Sensor-Surface: 0mm (Fix Surface)
- Electronics: DAE4 Sn1338; Calibrated: 2022/12/15
- Phantom: HAC Test Arch with AMCC; Type: SD HAC P01 BA
- Measurement SW: DASY52, Version 52.10 (4); SEMCAD X Version 14.6.14 (7501)

Ch55830/y (transversal) 4.2mm 50 x 50/ABM Interpolated SNR(x,y,z) (121x121x1):

Interpolated grid: dx=1.000 mm, dy=1.000 mm
ABM1/ABM2 = 36.94 dB
ABM1 comp = -15.29 dBA/m
Location: -8.3, -17.1, 3.7 mm



0 dB = 62.67 = 36.94 dB