Test Laboratory: Sporton International Inc. SAR/HAC Testing Lab Date: 2023/11/20

17_HAC T-Coil_WLAN2.4G_802.11b 1Mbps_Ch6(Z)

Communication System: UID 0, WLAN2.4GHz (0); Frequency: 2437 MHz;Duty Cycle: 1:1
Medium: Air Medium parameters used: $\sigma = 0$ S/m, $\varepsilon_r = 1$; $\rho = 0$ kg/m^3
Ambient Temperature：23.3 °C;

DASY5 Configuration:
- Probe: AM1DV3 - 3093; Calibrated: 2023/1/31
- Sensor-Surface: 0mm (Fix Surface)
- Electronics: DAE4 Sn1338; Calibrated: 2022/12/15
- Phantom: HAC Test Arch with AMCC; Type: SD HAC P01 BA
- Measurement SW: DASY52, Version 52.10 (4); SEMCAD X Version 14.6.14 (7501)

Ch6/z (axial) 4.2mm 50 x 50/ABM Interpolated SNR(x,y,z) (121x121x1): Interpolated grid: dx=1.000 mm, dy=1.000 mm
ABM1/ABM2 = 51.23 dB
ABM1 comp = 5.81 dBA/m
Location: 8.3, -16.7, 3.7 mm



0 dB = 364.5 = 51.23 dB

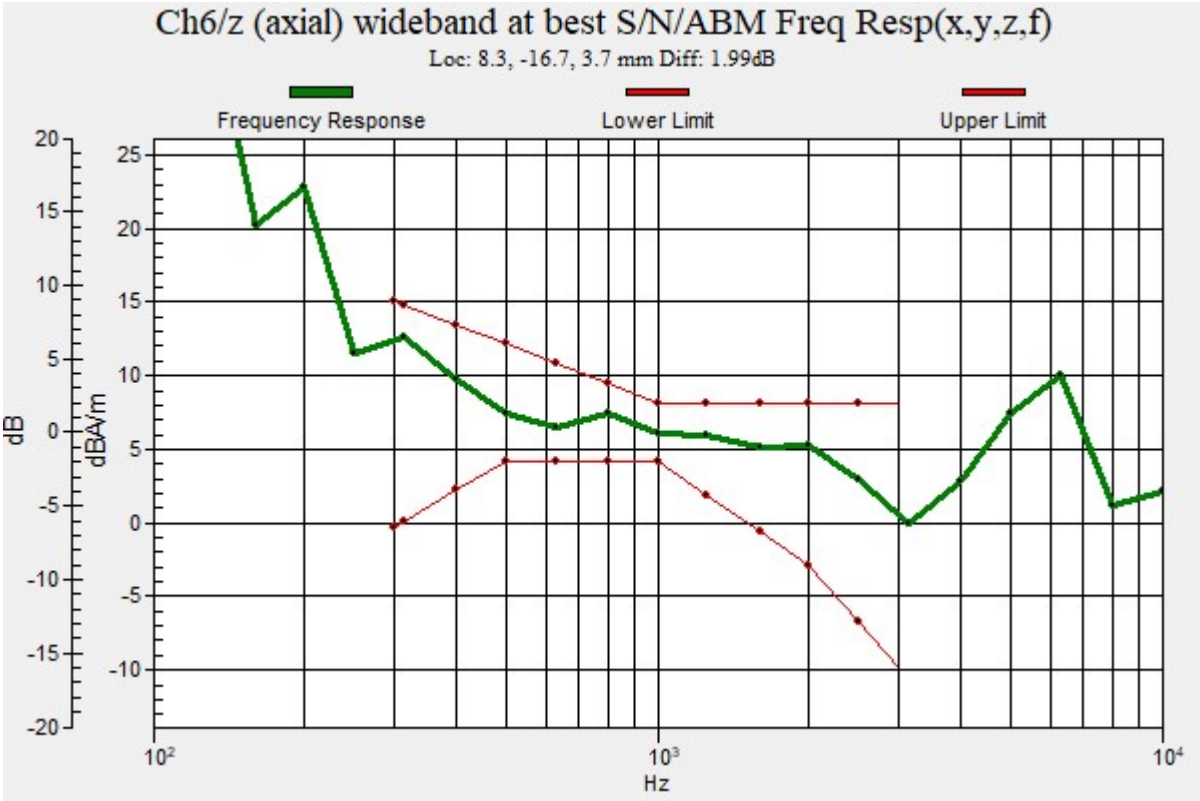
Ch6/z (axial) wideband at best S/N/ABM Freq Resp(x,y,z,f)
Loc: 8.3, -16.7, 3.7 mm Diff: 1.99dB
Frequency Response
Lower Limit
Upper Limit
dB
dBA/m
Hz

Test Laboratory: Sporton International Inc. SAR/HAC Testing Lab Date: 2023/11/20

17_HAC T-Coil_WLAN2.4G_802.11b 1Mbps_Ch6(Y)

Communication System: UID 0, WLAN2.4GHz (0); Frequency: 2437 MHz;Duty Cycle: 1:1
Medium: Air Medium parameters used: $\sigma = 0$ S/m, $\varepsilon_r = 1$; $\rho = 0$ kg/m^3
Ambient Temperature：23.3 °C;

DASY5 Configuration:
- Probe: AM1DV3 - 3093; Calibrated: 2023/1/31
- Sensor-Surface: 0mm (Fix Surface)
- Electronics: DAE4 Sn1338; Calibrated: 2022/12/15
- Phantom: HAC Test Arch with AMCC; Type: SD HAC P01 BA
- Measurement SW: DASY52, Version 52.10 (4); SEMCAD X Version 14.6.14 (7501)

Ch6/y (transversal) 4.2mm 50 x 50/ABM Interpolated SNR(x,y,z) (121x121x1):

Interpolated grid: dx=1.000 mm, dy=1.000 mm
ABM1/ABM2 = 45.31 dB
ABM1 comp = -8.96 dBA/m
Location: 0, 8.3, 3.7 mm



0 dB = 184.2 = 45.31 dB

18_HAC T-Coil_WLAN 5GHz_802.11a 6Mbps_Ch40(Z)

Communication System: UID 0, WLAN5GHz (0); Frequency: 5200 MHz;Duty Cycle: 1:1
Medium: Air Medium parameters used: $\sigma = 0$ S/m, $\varepsilon_r = 1$; $\rho = 0$ kg/m^3
Ambient Temperature：23.3 °C;

DASY5 Configuration:
- Probe: AM1DV3 - 3093; Calibrated: 2023/1/31
- Sensor-Surface: 0mm (Fix Surface)
- Electronics: DAE4 Sn1338; Calibrated: 2022/12/15
- Phantom: HAC Test Arch with AMCC; Type: SD HAC P01 BA
- Measurement SW: DASY52, Version 52.10 (4); SEMCAD X Version 14.6.14 (7501)

Ch40/z (axial) 4.2mm 50 x 50/ABM Interpolated SNR(x,y,z) (121x121x1): Interpolated grid: dx=1.000 mm, dy=1.000 mm
ABM1/ABM2 = 47.00 dB
ABM1 comp = -1.93 dBA/m
Location: 8.3, -12.1, 3.7 mm



0 dB = 224.0 = 47.00 dB

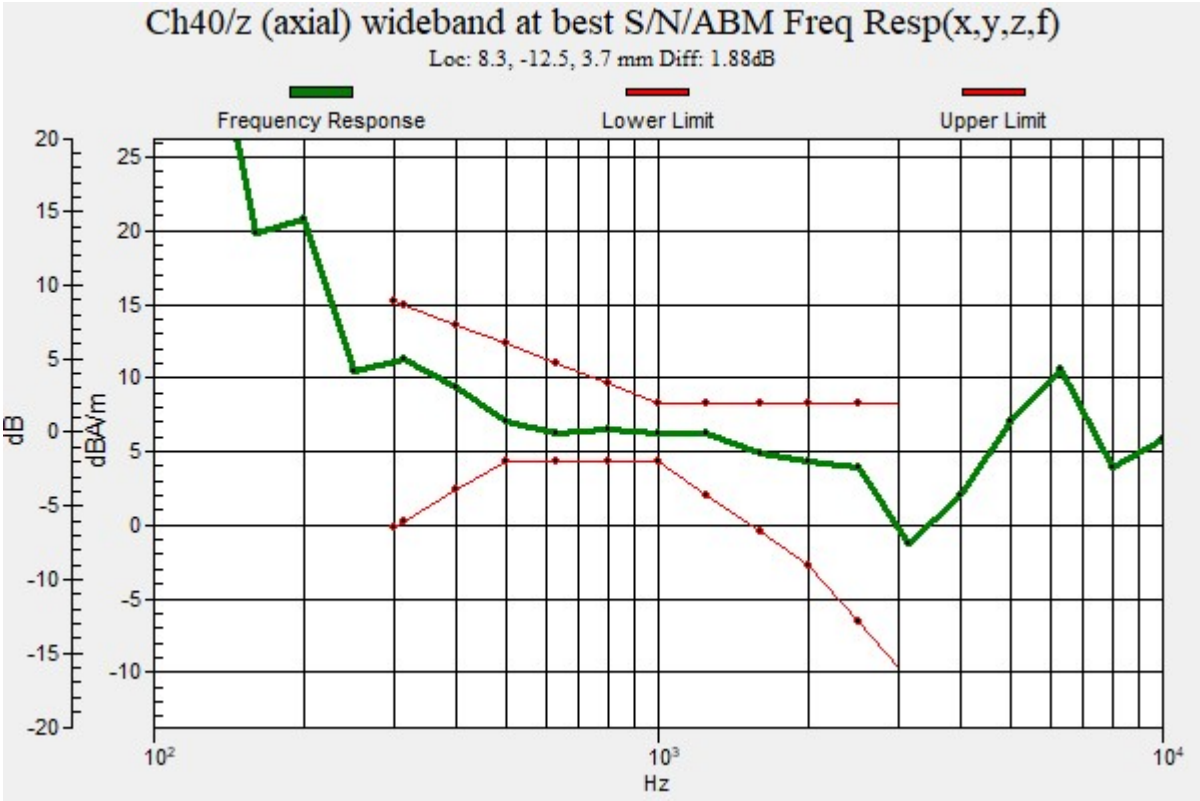
Ch40/z (axial) wideband at best S/N/ABM Freq Resp(x,y,z,f)
Loc: 8.3, -12.5, 3.7 mm Diff: 1.88dB
Frequency Response
Lower Limit
Upper Limit
dB
dBA/m
Hz

18_HAC T-Coil_WLAN 5GHz_802.11a 6Mbps_Ch40(Y)

Communication System: UID 0, WLAN5GHz (0); Frequency: 5200 MHz;Duty Cycle: 1:1
Medium: Air Medium parameters used: $\sigma = 0$ S/m, $\varepsilon_r = 1$; $\rho = 0$ kg/m^3
Ambient Temperature：23.3 °C;

DASY5 Configuration:
- Probe: AM1DV3 - 3093; Calibrated: 2023/1/31
- Sensor-Surface: 0mm (Fix Surface)
- Electronics: DAE4 Sn1338; Calibrated: 2022/12/15
- Phantom: HAC Test Arch with AMCC; Type: SD HAC P01 BA
- Measurement SW: DASY52, Version 52.10 (4); SEMCAD X Version 14.6.14 (7501)

Ch40/y (transversal) 4.2mm 50 x 50/ABM Interpolated SNR(x,y,z) (121x121x1):

Interpolated grid: dx=1.000 mm, dy=1.000 mm
ABM1/ABM2 = 41.28 dB
ABM1 comp = -13.45 dBA/m
Location: -4.2, -25, 3.7 mm



0 dB = 1.000 = 0.00 dB

19_HAC T-Coil_WLAN 5GHz_802.11a 6Mbps_Ch60(Z)

Communication System: UID 0, WLAN5GHz (0); Frequency: 5300 MHz;Duty Cycle: 1:1
Medium: Air Medium parameters used: $\sigma = 0$ S/m, $\varepsilon_r = 1$; $\rho = 0$ kg/m^3
Ambient Temperature：23.3 °C;

DASY5 Configuration:
- Probe: AM1DV3 - 3093; Calibrated: 2023/1/31
- Sensor-Surface: 0mm (Fix Surface)
- Electronics: DAE4 Sn1338; Calibrated: 2022/12/15
- Phantom: HAC Test Arch with AMCC; Type: SD HAC P01 BA
- Measurement SW: DASY52, Version 52.10 (4); SEMCAD X Version 14.6.14 (7501)

Ch60/z (axial) 4.2mm 50 x 50/ABM Interpolated SNR(x,y,z) (121x121x1): Interpolated grid: dx=1.000 mm, dy=1.000 mm
ABM1/ABM2 = 55.17 dB
ABM1 comp = 4.66 dBA/m
Location: 8.3, -13.8, 3.7 mm



0 dB = 573.4 = 55.17 dB

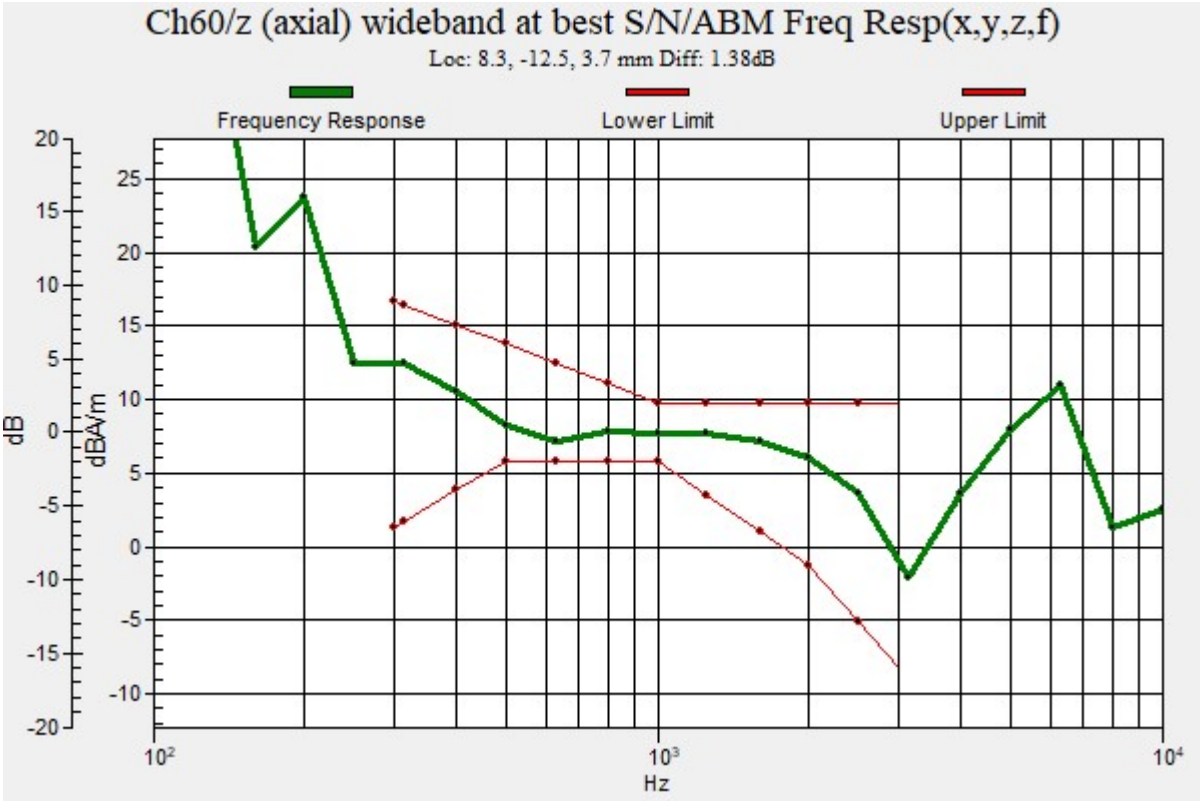
Ch60/z (axial) wideband at best S/N/ABM Freq Resp(x,y,z,f)
Loc: 8.3, -12.5, 3.7 mm Diff: 1.38dB
Frequency Response
Lower Limit
Upper Limit
dB
dBA/m
Hz

19_HAC T-Coil_WLAN 5GHz_802.11a 6Mbps_Ch60(Y)

Communication System: UID 0, WLAN5GHz (0); Frequency: 5300 MHz;Duty Cycle: 1:1
Medium: Air Medium parameters used: $\sigma = 0$ S/m, $\varepsilon_r = 1$; $\rho = 0$ kg/m^3
Ambient Temperature：23.3 °C;

DASY5 Configuration:
- Probe: AM1DV3 - 3093; Calibrated: 2023/1/31
- Sensor-Surface: 0mm (Fix Surface)
- Electronics: DAE4 Sn1338; Calibrated: 2022/12/15
- Phantom: HAC Test Arch with AMCC; Type: SD HAC P01 BA
- Measurement SW: DASY52, Version 52.10 (4); SEMCAD X Version 14.6.14 (7501)

Ch60/y (transversal) 4.2mm 50 x 50/ABM Interpolated SNR(x,y,z) (121x121x1):

Interpolated grid: dx=1.000 mm, dy=1.000 mm
ABM1/ABM2 = 45.56 dB
ABM1 comp = -5.25 dBA/m
Location: 4.6, 4.2, 3.7 mm



0 dB = 189.7 = 45.56 dB

20_HAC T-Coil_WLAN 5GHz_802.11a 6Mbps_Ch116(Z)

Communication System: UID 0, WLAN5GHz (0); Frequency: 5580 MHz;Duty Cycle: 1:1
Medium: Air Medium parameters used: $\sigma = 0$ S/m, $\varepsilon_r = 1$; $\rho = 0$ kg/m^3
Ambient Temperature：23.3 °C;

DASY5 Configuration:
- Probe: AM1DV3 - 3093; Calibrated: 2023/1/31
- Sensor-Surface: 0mm (Fix Surface)
- Electronics: DAE4 Sn1338; Calibrated: 2022/12/15
- Phantom: HAC Test Arch with AMCC; Type: SD HAC P01 BA
- Measurement SW: DASY52, Version 52.10 (4); SEMCAD X Version 14.6.14 (7501)

Ch116/z (axial) 4.2mm 50 x 50/ABM Interpolated SNR(x,y,z) (121x121x1):

Interpolated grid: dx=1.000 mm, dy=1.000 mm
ABM1/ABM2 = 45.22 dB
ABM1 comp = -3.41 dBA/m
Location: 5, -11.7, 3.7 mm



0 dB = 182.4 = 45.22 dB

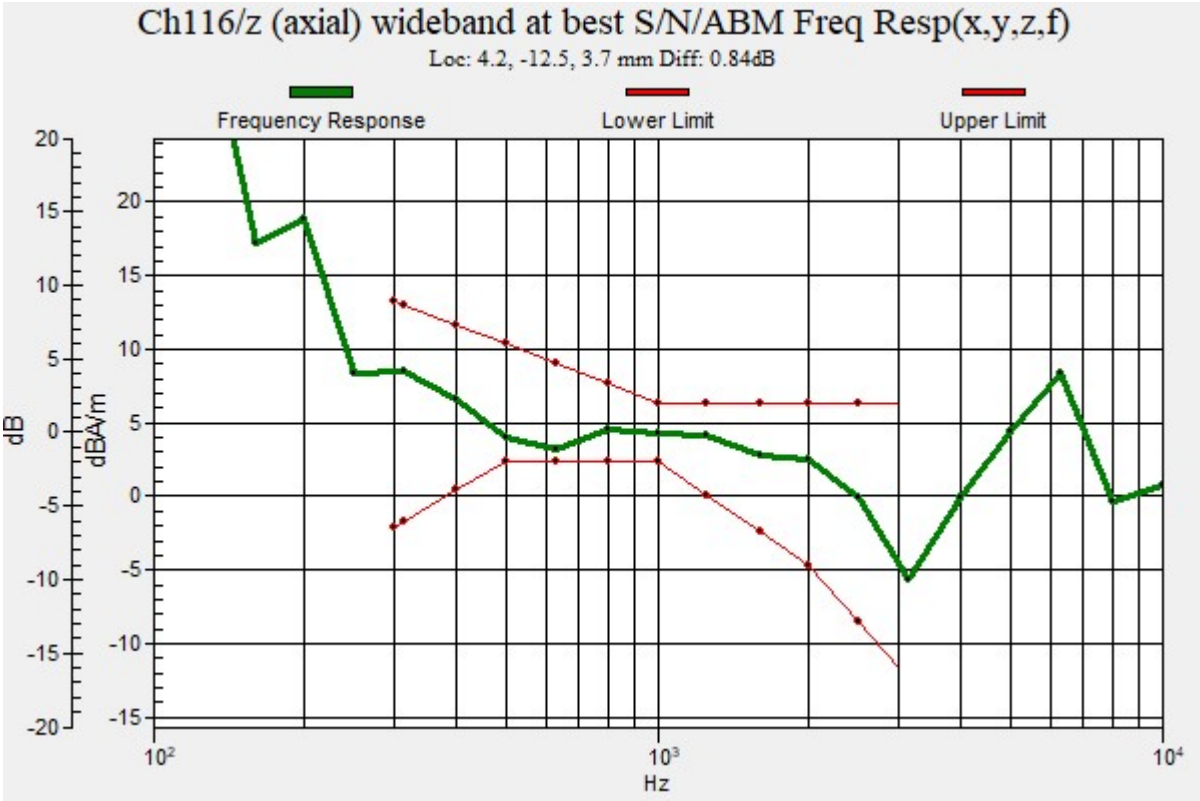
Ch116/z (axial) wideband at best S/N/ABM Freq Resp(x,y,z,f)
Loc: 4.2, -12.5, 3.7 mm Diff: 0.84dB
Frequency Response
Lower Limit
Upper Limit
dB
dBA/m
Hz

Test Laboratory: Sporton International Inc. SAR/HAC Testing Lab Date: 2023/11/21

20_HAC T-Coil_WLAN 5GHz_802.11a 6Mbps_Ch116(Y)

Communication System: UID 0, WLAN5GHz (0); Frequency: 5580 MHz;Duty Cycle: 1:1
Medium: Air Medium parameters used: $\sigma = 0$ S/m, $\varepsilon_r = 1$; $\rho = 0$ kg/m^3
Ambient Temperature：23.3 °C;

DASY5 Configuration:
- Probe: AM1DV3 - 3093; Calibrated: 2023/1/31
- Sensor-Surface: 0mm (Fix Surface)
- Electronics: DAE4 Sn1338; Calibrated: 2022/12/15
- Phantom: HAC Test Arch with AMCC; Type: SD HAC P01 BA
- Measurement SW: DASY52, Version 52.10 (4); SEMCAD X Version 14.6.14 (7501)

Ch116/y (transversal) 4.2mm 50 x 50/ABM Interpolated SNR(x,y,z) (121x121x1):

Interpolated grid: dx=1.000 mm, dy=1.000 mm
ABM1/ABM2 = 45.55 dB
ABM1 comp = -2.54 dBA/m
Location: 8.3, 4.2, 3.7 mm



0 dB = 189.5 = 45.55 dB

21_HAC T-Coil_WLAN 5GHz_802.11a 6Mbps_Ch157(Z)

Communication System: UID 0, WLAN5GHz (0); Frequency: 5785 MHz;Duty Cycle: 1:1
Medium: Air Medium parameters used: $\sigma = 0$ S/m, $\varepsilon_r = 1$; $\rho = 0$ kg/m^3
Ambient Temperature：23.3 °C;

DASY5 Configuration:
- Probe: AM1DV3 - 3093; Calibrated: 2023/1/31
- Sensor-Surface: 0mm (Fix Surface)
- Electronics: DAE4 Sn1338; Calibrated: 2022/12/15
- Phantom: HAC Test Arch with AMCC; Type: SD HAC P01 BA
- Measurement SW: DASY52, Version 52.10 (4); SEMCAD X Version 14.6.14 (7501)

Ch157/z (axial) 4.2mm 50 x 50/ABM Interpolated SNR(x,y,z) (121x121x1):

Interpolated grid: dx=1.000 mm, dy=1.000 mm
ABM1/ABM2 = 54.06 dB
ABM1 comp = 5.59 dBA/m
Location: 8.3, -12.5, 3.7 mm



0 dB = 504.5 = 54.06 dB

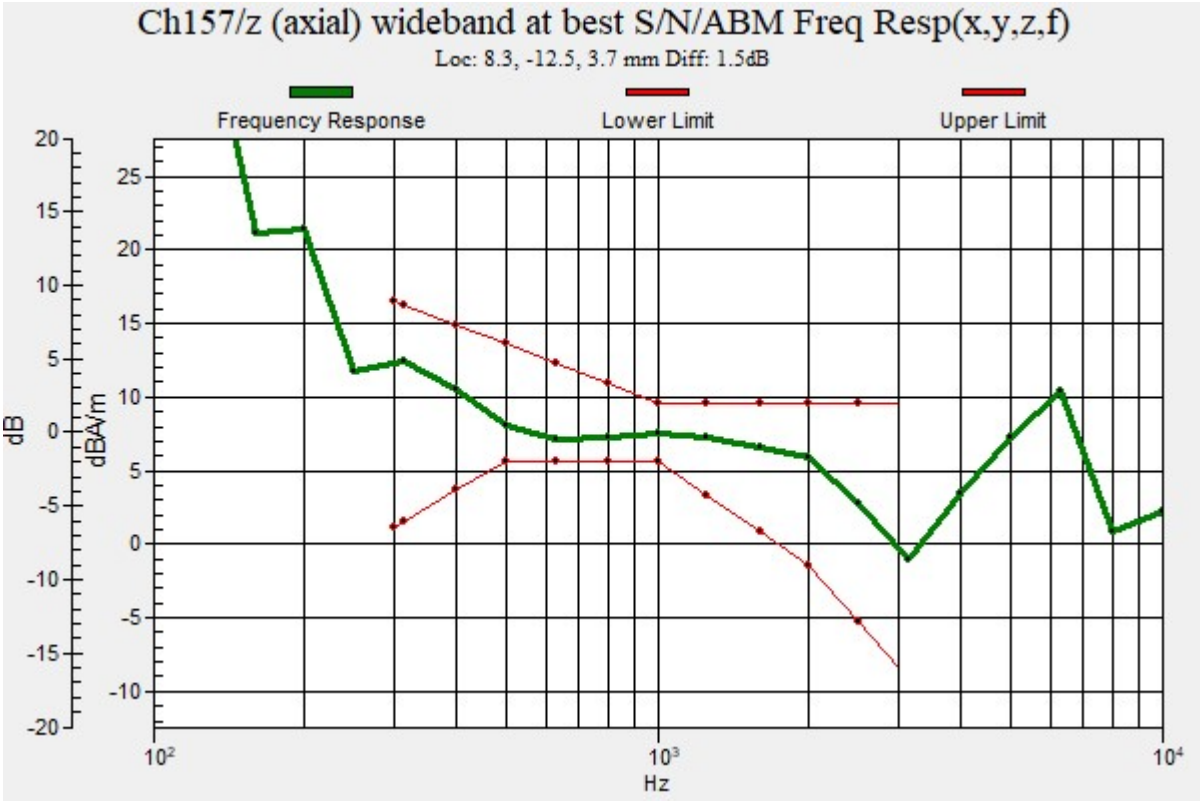
Ch157/z (axial) wideband at best S/N/ABM Freq Resp(x,y,z,f)
Loc: 8.3, -12.5, 3.7 mm Diff: 1.5dB
Frequency Response
Lower Limit
Upper Limit
dB
dBA/m
Hz

Test Laboratory: Sporton International Inc. SAR/HAC Testing Lab Date: 2023/11/21

21_HAC T-Coil_WLAN 5GHz_802.11a 6Mbps_Ch157(Y)

Communication System: UID 0, WLAN5GHz (0); Frequency: 5785 MHz;Duty Cycle: 1:1
Medium: Air Medium parameters used: $\sigma = 0$ S/m, $\varepsilon_r = 1$; $\rho = 0$ kg/m^3
Ambient Temperature：23.3 °C;

DASY5 Configuration:
- Probe: AM1DV3 - 3093; Calibrated: 2023/1/31
- Sensor-Surface: 0mm (Fix Surface)
- Electronics: DAE4 Sn1338; Calibrated: 2022/12/15
- Phantom: HAC Test Arch with AMCC; Type: SD HAC P01 BA
- Measurement SW: DASY52, Version 52.10 (4); SEMCAD X Version 14.6.14 (7501)

Ch157/y (transversal) 4.2mm 50 x 50/ABM Interpolated SNR(x,y,z) (121x121x1):

Interpolated grid: dx=1.000 mm, dy=1.000 mm
ABM1/ABM2 = 43.04 dB
ABM1 comp = -6.89 dBA/m
Location: -0.4, 0, 3.7 mm



0 dB = 141.9 = 43.04 dB