	LTE Band 66	20M	QPSK	1	0	-	Left Side	0mm	Ant 1	DSI 6	132572	1770	1	19.02	20.40	1.374	-	-	0.04	1.740	2.391
	LTE Band 66	20M	QPSK	50	0	-	Left Side	0mm	Ant 1	DSI 6	132322	1745	1	19.14	20.40	1.337	-	-	0.18	1.440	1.925
	LTE Band 66	20M	QPSK	100	0	-	Left Side	0mm	Ant 1	DSI 6	132322	1745	1	19.11	20.40	1.346	-	-	0.05	1.540	2.073
	LTE Band 66	20M	QPSK	1	0	-	Top Side	0mm	Ant 1	DSI 6	132322	1745	1	19.15	20.40	1.334	-	-	-0.17	2.360	3.147
	LTE Band 66	20M	QPSK	1	0	-	Top Side	0mm	Ant 1	DSI 6	132072	1720	1	19.10	20.40	1.349	-	-	0.03	2.160	2.914
78	LTE Band 66	20M	QPSK	1	0	-	Top Side	0mm	Ant 1	DSI 6	132572	1770	1	19.02	20.40	1.374	-	-	0.03	2.380	**3.270**
	LTE Band 66	20M	QPSK	1	0	-	Top Side	0mm	Ant 1	DSI 6	132572	1770	2	19.02	20.40	1.374	-	-	0.06	2.260	3.105
	LTE Band 66	20M	QPSK	50	0	-	Top Side	0mm	Ant 1	DSI 6	132322	1745	1	19.14	20.40	1.337	-	-	0.11	1.820	2.433
	LTE Band 66	20M	QPSK	50	0	-	Top Side	0mm	Ant 1	DSI 6	132072	1720	1	19.10	20.40	1.349	-	-	0.09	1.750	2.361
	LTE Band 66	20M	QPSK	50	0	-	Top Side	0mm	Ant 1	DSI 6	132572	1770	1	19.08	20.40	1.355	-	-	-0.1	1.800	2.439
	LTE Band 66	20M	QPSK	100	0	-	Top Side	0mm	Ant 1	DSI 6	132322	1745	1	19.11	20.40	1.346	-	-	0.08	1.750	2.355
	LTE Band 66_ Other PA	20M	QPSK	1	0	-	Top Side	0mm	Ant 1	DSI 6	132572	1770	1	19.06	20.40	1.361	-	-	-0.05	1.860	2.532
	LTE Band 66	20M	QPSK	1	0	-	Back	11mm	Ant 1	DSI 4	132072	1720	1	22.45	24.00	1.429	-	-	0.16	0.446	0.637
	LTE Band 66	20M	QPSK	1	0	-	Left Side	11mm	Ant 1	DSI 4	132572	1770	1	22.41	24.00	1.442	-	-	-0.03	0.428	0.617
	LTE Band 66	20M	QPSK	1	0	-	Top Side	8mm	Ant 1	DSI 4	132572	1770	1	22.41	24.00	1.442	-	-	0.07	0.738	1.064
	FR1 n66	40M	QPSK	1	1	DFT-SCS-15KHz	Front	0mm	Ant 2	DSI 6	349000	1745	1	22.66	23.60	1.242	-	-	-0.19	2.520	3.129
79	FR1 n66	40M	QPSK	108	54	DFT-SCS-15KHz	Front	0mm	Ant 2	DSI 6	349000	1745	1	22.58	23.60	1.265	-	-	-0.03	2.580	**3.263**
	FR1 n66	40M	QPSK	108	54	DFT-SCS-15KHz	Front	0mm	Ant 2	DSI 6	349000	1745	2	22.58	23.60	1.265	-	-	-0.03	2.470	3.124
	FR1 n66	40M	QPSK	216	0	DFT-SCS-15KHz	Front	0mm	Ant 2	DSI 6	349000	1745	1	21.65	23.00	1.365	-	-	0.09	2.050	2.797
	FR1 n66	40M	QPSK	1	1	DFT-SCS-15KHz	Back	0mm	Ant 2	DSI 6	349000	1745	1	22.66	23.60	1.242	-	-	-0.04	1.690	2.098
	FR1 n66	40M	QPSK	108	54	DFT-SCS-15KHz	Back	0mm	Ant 2	DSI 6	349000	1745	1	22.58	23.60	1.265	-	-	0.02	1.740	2.201
	FR1 n66	40M	QPSK	216	0	DFT-SCS-15KHz	Back	0mm	Ant 2	DSI 6	349000	1745	1	21.65	23.00	1.365	-	-	0.19	1.210	1.651
	FR1 n66	40M	QPSK	1	1	DFT-SCS-15KHz	Bottom Side	0mm	Ant 2	DSI 6	349000	1745	1	22.66	23.60	1.242	-	-	0.05	2.320	2.881
	FR1 n66	40M	QPSK	108	54	DFT-SCS-15KHz	Bottom Side	0mm	Ant 2	DSI 6	349000	1745	1	22.58	23.60	1.265	-	-	0.07	2.150	2.719
	FR1 n66	40M	QPSK	216	0	DFT-SCS-15KHz	Bottom Side	0mm	Ant 2	DSI 6	349000	1745	1	21.65	23.00	1.365	-	-	0.03	1.760	2.402
	FR1 n66	40M	QPSK	108	54	DFT-SCS-15KHz	Front	11mm	Ant 2	DSI 4	349000	1745	1	22.58	24.00	1.387	-	-	-0.06	0.327	0.453
	FR1 n66	40M	QPSK	108	54	DFT-SCS-15KHz	Back	9mm	Ant 2	DSI 4	349000	1745	1	22.58	24.00	1.387	-	-	0.01	0.268	0.372
	FR1 n66	40M	QPSK	1	1	DFT-SCS-15KHz	Bottom Side	12mm	Ant 2	DSI 4	349000	1745	1	22.66	24.00	1.361	-	-	-0.01	0.305	0.415
	FR1 n66	40M	QPSK	1	1	DFT-SCS-15KHz	Back	0mm	Ant 1	DSI 6	349000	1745	1	21.22	22.70	1.406	-	-	-0.17	1.870	2.629
	FR1 n66	40M	QPSK	108	54	DFT-SCS-15KHz	Back	0mm	Ant 1	DSI 6	349000	1745	1	21.18	22.70	1.419	-	-	0.13	1.980	2.810
	FR1 n66	40M	QPSK	216	0	DFT-SCS-15KHz	Back	0mm	Ant 1	DSI 6	349000	1745	1	21.16	22.70	1.426	-	-	0.02	1.749	2.493
	FR1 n66	40M	QPSK	1	1	DFT-SCS-15KHz	Left Side	0mm	Ant 1	DSI 6	349000	1745	1	21.22	22.70	1.406	-	-	0.15	2.200	3.093
	FR1 n66	40M	QPSK	108	54	DFT-SCS-15KHz	Left Side	0mm	Ant 1	DSI 6	349000	1745	1	21.18	22.70	1.419	-	-	-0.15	2.190	3.108
	FR1 n66	40M	QPSK	216	0	DFT-SCS-15KHz	Left Side	0mm	Ant 1	DSI 6	349000	1745	1	21.16	22.70	1.426	-	-	-0.04	1.910	2.723
	FR1 n66	40M	QPSK	1	1	DFT-SCS-15KHz	Top Side	0mm	Ant 1	DSI 6	349000	1745	1	21.22	22.70	1.406	-	-	-0.13	2.050	2.882
	FR1 n66	40M	QPSK	108	54	DFT-SCS-15KHz	Top Side	0mm	Ant 1	DSI 6	349000	1745	1	21.18	22.70	1.419	-	-	-0.02	2.280	3.235
	FR1 n66	40M	QPSK	216	0	DFT-SCS-15KHz	Top Side	0mm	Ant 1	DSI 6	349000	1745	1	21.16	22.70	1.426	-	-	0.13	1.980	2.823
	FR1 n66	40M	QPSK	108	54	DFT-SCS-15KHz	Back	11mm	Ant 1	DSI 4	349000	1745	1	22.65	24.00	1.365	-	-	-0.04	0.364	0.497
	FR1 n66	40M	QPSK	108	54	DFT-SCS-15KHz	Left Side	11mm	Ant 1	DSI 4	349000	1745	1	22.65	24.00	1.365	-	-	-0.09	0.386	0.527
	FR1 n66	40M	QPSK	108	54	DFT-SCS-15KHz	Top Side	8mm	Ant 1	DSI 4	349000	1745	1	22.65	24.00	1.365	-	-	-0.17	0.671	0.916
1900MHz																					
	GSM1900	-	-	-	-	GPRS (3 Tx slots)	Front	0mm	Ant 2	DSI 6	661	1880	1	26.19	27.00	1.205	-	-	0.05	1.700	2.049
	GSM1900	-	-	-	-	GPRS (3 Tx slots)	Front	0mm	Ant 2	DSI 6	512	1850.2	1	25.01	27.00	1.581	-	-	0.09	1.270	2.008
	GSM1900	-	-	-	-	GPRS (3 Tx slots)	Front	0mm	Ant 2	DSI 6	810	1909.8	1	26.12	27.00	1.225	-	-	0.04	1.740	2.131
	GSM1900	-	-	-	-	GPRS (3 Tx slots)	Bottom Side	0mm	Ant 2	DSI 6	661	1880	1	26.19	27.00	1.205	-	-	0.16	2.290	2.760
	GSM1900	-	-	-	-	GPRS (3 Tx slots)	Bottom Side	0mm	Ant 2	DSI 6	512	1850.2	1	25.01	27.00	1.581	-	-	-0.11	1.590	2.514
	GSM1900	-	-	-	-	GPRS (3 Tx slots)	Bottom Side	0mm	Ant 2	DSI 6	810	1909.8	1	26.12	27.00	1.225	-	-	0.08	2.070	2.535
	GSM1900	-	-	-	-	GPRS (3 Tx slots)	Back	0mm	Ant 1	DSI 6	661	1880	1	24.26	25.00	1.186	-	-	0.05	0.986	1.169
	GSM1900	-	-	-	-	GPRS (3 Tx slots)	Left Side	0mm	Ant 1	DSI 6	661	1880	1	24.26	25.00	1.186	-	-	0.02	1.710	2.028
	GSM1900	-	-	-	-	GPRS (3 Tx slots)	Left Side	0mm	Ant 1	DSI 6	512	1850.2	1	23.14	25.00	1.535	-	-	0.08	1.020	1.565
	GSM1900	-	-	-	-	GPRS (3 Tx slots)	Left Side	0mm	Ant 1	DSI 6	810	1909.8	1	24.16	25.00	1.213	-	-	0.02	1.320	1.602
	GSM1900	-	-	-	-	GPRS (3 Tx slots)	Top Side	0mm	Ant 1	DSI 6	661	1880	1	24.26	25.00	1.186	-	-	0.07	1.900	2.253
	GSM1900	-	-	-	-	GPRS (3 Tx slots)	Top Side	0mm	Ant 1	DSI 6	512	1850.2	1	23.14	25.00	1.535	-	-	0.13	1.730	2.655
80	GSM1900	-	-	-	-	GPRS (3 Tx slots)	Top Side	0mm	Ant 1	DSI 6	810	1909.8	1	24.16	25.00	1.213	-	-	0.01	2.550	**3.094**
	WCDMA II	-	-	-	-	RMC 12.2Kbps	Front	0mm	Ant 2	DSI 6	9400	1880	1	21.05	22.20	1.303	-	-	0.17	2.400	3.128
	WCDMA II	-	-	-	-	RMC 12.2Kbps	Front	0mm	Ant 2	DSI 6	9262	1852.4	1	20.99	22.20	1.321	-	-	0.18	2.240	2.960

	WCDMA II	-	-	-	-	RMC 12.2Kbps	Front	0mm	Ant 2	DSI 6	9538	1907.6	1	21.03	22.20	1.309	-	-	0.02	2.360	3.090
	WCDMA II	-	-	-	-	RMC 12.2Kbps	Back	0mm	Ant 2	DSI 6	9400	1880	1	21.05	22.20	1.303	-	-	0.04	1.220	1.590
	WCDMA II	-	-	-	-	RMC 12.2Kbps	Bottom Side	0mm	Ant 2	DSI 6	9400	1880	1	21.05	22.20	1.303	-	-	-0.15	2.300	2.997
	WCDMA II	-	-	-	-	RMC 12.2Kbps	Bottom Side	0mm	Ant 2	DSI 6	9262	1852.4	1	20.99	22.20	1.321	-	-	0.07	2.290	3.026
	WCDMA II	-	-	-	-	RMC 12.2Kbps	Bottom Side	0mm	Ant 2	DSI 6	9538	1907.6	1	21.03	22.20	1.309	-	-	0.06	2.440	3.194
	WCDMA II	-	-	-	-	RMC 12.2Kbps	Front	11mm	Ant 2	DSI 4	9400	1880	1	22.45	24.00	1.429	-	-	-0.1	0.315	0.450
	WCDMA II	-	-	-	-	RMC 12.2Kbps	Back	9mm	Ant 2	DSI 4	9400	1880	1	22.45	24.00	1.429	-	-	0.18	0.337	0.482
	WCDMA II	-	-	-	-	RMC 12.2Kbps	Bottom Side	12mm	Ant 2	DSI 4	9538	1907.6	1	22.43	24.00	1.435	-	-	-0.17	0.418	0.600
	WCDMA II	-	-	-	-	RMC 12.2Kbps	Back	0mm	Ant 1	DSI 6	9400	1880	1	18.81	19.80	1.256	-	-	0.07	2.210	2.776
	WCDMA II	-	-	-	-	RMC 12.2Kbps	Back	0mm	Ant 1	DSI 6	9262	1852.4	1	18.78	19.80	1.265	-	-	-0.13	2.240	2.833
	WCDMA II	-	-	-	-	RMC 12.2Kbps	Back	0mm	Ant 1	DSI 6	9538	1907.6	1	18.77	19.80	1.268	-	-	0.07	2.080	2.637
	WCDMA II	-	-	-	-	RMC 12.2Kbps	Left Side	0mm	Ant 1	DSI 6	9400	1880	1	18.81	19.80	1.256	-	-	0.1	1.730	2.173
	WCDMA II	-	-	-	-	RMC 12.2Kbps	Left Side	0mm	Ant 1	DSI 6	9262	1852.4	1	18.78	19.80	1.265	-	-	0.07	1.830	2.314
	WCDMA II	-	-	-	-	RMC 12.2Kbps	Left Side	0mm	Ant 1	DSI 6	9538	1907.6	1	18.77	19.80	1.268	-	-	0.03	1.620	2.054
81	WCDMA II	-	-	-	-	RMC 12.2Kbps	Top Side	0mm	Ant 1	DSI 6	9400	1880	1	18.81	19.80	1.256	-	-	-0.06	2.550	**3.203**
	WCDMA II	-	-	-	-	RMC 12.2Kbps	Top Side	0mm	Ant 1	DSI 6	9262	1852.4	1	18.78	19.80	1.265	-	-	0.1	2.410	3.048
	WCDMA II	-	-	-	-	RMC 12.2Kbps	Top Side	0mm	Ant 1	DSI 6	9538	1907.6	1	18.77	19.80	1.268	-	-	-0.08	2.450	3.106
	WCDMA II	-	-	-	-	RMC 12.2Kbps	Back	11mm	Ant 1	DSI 4	9262	1852.4	1	20.56	21.50	1.242	-	-	-0.04	0.387	0.481
	WCDMA II	-	-	-	-	RMC 12.2Kbps	Left Side	11mm	Ant 1	DSI 4	9262	1852.4	1	20.56	21.50	1.242	-	-	-0.05	0.405	0.503
	WCDMA II	-	-	-	-	RMC 12.2Kbps	Top Side	8mm	Ant 1	DSI 4	9400	1880	1	20.61	21.50	1.227	-	-	-0.13	0.673	0.826
	LTE Band 25	20M	QPSK	1	0	-	Front	0mm	Ant 2	DSI 6	26340	1880	1	21.17	22.20	1.268	-	-	0.04	1.970	2.497
	LTE Band 25	20M	QPSK	1	0	-	Front	0mm	Ant 2	DSI 6	26140	1860	1	21.15	22.20	1.274	-	-	-0.1	2.050	2.611
	LTE Band 25	20M	QPSK	1	0	-	Front	0mm	Ant 2	DSI 6	26590	1905	1	21.13	22.20	1.279	-	-	0.03	1.950	2.495
	LTE Band 25	20M	QPSK	50	0	-	Front	0mm	Ant 2	DSI 6	26340	1880	1	21.15	22.20	1.274	-	-	0.03	1.890	2.407
	LTE Band 25	20M	QPSK	50	0	-	Front	0mm	Ant 2	DSI 6	26140	1860	1	21.13	22.20	1.279	-	-	0.06	1.840	2.354
	LTE Band 25	20M	QPSK	50	0	-	Front	0mm	Ant 2	DSI 6	26590	1905	1	21.08	22.20	1.294	-	-	-0.05	1.730	2.239
	LTE Band 25	20M	QPSK	100	0	-	Front	0mm	Ant 2	DSI 6	26340	1880	1	21.13	22.20	1.279	-	-	0.08	1.760	2.252
	LTE Band 25	20M	QPSK	1	0	-	Back	0mm	Ant 2	DSI 6	26340	1880	1	21.17	22.20	1.268	-	-	-0.07	1.090	1.382
	LTE Band 25	20M	QPSK	50	0	-	Back	0mm	Ant 2	DSI 6	26340	1880	1	21.15	22.20	1.274	-	-	0.01	0.940	1.197
	LTE Band 25	20M	QPSK	1	0	-	Bottom Side	0mm	Ant 2	DSI 6	26340	1880	1	21.17	22.20	1.268	-	-	0.07	2.030	2.573
	LTE Band 25	20M	QPSK	1	0	-	Bottom Side	0mm	Ant 2	DSI 6	26140	1860	1	21.15	22.20	1.274	-	-	0.05	1.790	2.280
82	LTE Band 25	20M	QPSK	1	0	-	Bottom Side	0mm	Ant 2	DSI 6	26590	1905	1	21.13	22.20	1.279	-	-	0.05	2.530	**3.237**
	LTE Band 25	20M	QPSK	1	0	-	Bottom Side	0mm	Ant 2	DSI 6	26590	1905	2	21.13	22.20	1.279	-	-	0.08	2.500	3.198
	LTE Band 25	20M	QPSK	50	0	-	Bottom Side	0mm	Ant 2	DSI 6	26340	1880	1	21.15	22.20	1.274	-	-	0.04	2.410	3.069
	LTE Band 25	20M	QPSK	100	0	-	Bottom Side	0mm	Ant 2	DSI 6	26340	1880	1	21.13	22.20	1.279	-	-	0.17	2.500	3.198
	LTE Band 25	20M	QPSK	1	0	-	Front	11mm	Ant 2	DSI 4	26140	1860	1	22.43	24.00	1.435	-	-	-0.01	0.241	0.346
	LTE Band 25	20M	QPSK	1	0	-	Back	9mm	Ant 2	DSI 4	26340	1880	1	22.49	24.00	1.416	-	-	-0.09	0.237	0.336
	LTE Band 25	20M	QPSK	1	0	-	Bottom Side	12mm	Ant 2	DSI 4	26590	1905	1	22.42	24.00	1.439	-	-	0.05	0.401	0.577
	LTE Band 25	20M	QPSK	1	0	-	Back	0mm	Ant 1	DSI 6	26340	1880	1	18.16	19.50	1.361	-	-	0.11	1.680	2.287
	LTE Band 25	20M	QPSK	1	0	-	Back	0mm	Ant 1	DSI 6	26140	1860	1	18.11	19.50	1.377	-	-	0.16	1.620	2.231
	LTE Band 25	20M	QPSK	1	0	-	Back	0mm	Ant 1	DSI 6	26590	1905	1	18.15	19.50	1.365	-	-	0.01	1.570	2.142
	LTE Band 25	20M	QPSK	50	0	-	Back	0mm	Ant 1	DSI 6	26340	1880	1	18.13	19.50	1.371	-	-	-0.02	1.420	1.947
	LTE Band 25	20M	QPSK	100	0	-	Back	0mm	Ant 1	DSI 6	26340	1880	1	18.12	19.50	1.374	-	-	-0.07	1.380	1.896
	LTE Band 25	20M	QPSK	1	0	-	Left Side	0mm	Ant 1	DSI 6	26340	1880	1	18.16	19.50	1.361	-	-	0.07	1.450	1.974
	LTE Band 25	20M	QPSK	50	0	-	Left Side	0mm	Ant 1	DSI 6	26340	1880	1	18.13	19.50	1.371	-	-	0.04	1.350	1.851
	LTE Band 25	20M	QPSK	1	0	-	Top Side	0mm	Ant 1	DSI 6	26340	1880	1	18.16	19.50	1.361	-	-	0.09	2.140	2.913
	LTE Band 25	20M	QPSK	1	0	-	Top Side	0mm	Ant 1	DSI 6	26140	1860	1	18.11	19.50	1.377	-	-	-0.11	2.250	3.099
	LTE Band 25	20M	QPSK	1	0	-	Top Side	0mm	Ant 1	DSI 6	26590	1905	1	18.15	19.50	1.365	-	-	-0.01	2.350	3.207
	LTE Band 25	20M	QPSK	1	0	-	Top Side	0mm	Ant 1	DSI 6	26590	1905	2	18.15	19.50	1.365	-	-	0.02	1.930	2.634
	LTE Band 25	20M	QPSK	50	0	-	Top Side	0mm	Ant 1	DSI 6	26340	1880	1	18.13	19.50	1.371	-	-	0.11	1.980	2.714
	LTE Band 25	20M	QPSK	50	0	-	Top Side	0mm	Ant 1	DSI 6	26140	1860	1	18.06	19.50	1.393	-	-	0.04	1.870	2.605
	LTE Band 25	20M	QPSK	50	0	-	Top Side	0mm	Ant 1	DSI 6	26590	1905	1	18.11	19.50	1.377	-	-	-0.08	1.840	2.534
	LTE Band 25	20M	QPSK	100	0	-	Top Side	0mm	Ant 1	DSI 6	26340	1880	1	18.12	19.50	1.374	-	-	0.07	1.850	2.542
	LTE Band 2_ Other PA	20M	QPSK	1	0	-	Top Side	0mm	Ant 1	DSI 6	18900	1880	1	18.14	19.50	1.368	-	-	0.02	1.730	2.366
	LTE Band 25	20M	QPSK	1	0	-	Back	11mm	Ant 1	DSI 4	26340	1880	1	22.61	24.00	1.377	-	-	0.02	0.407	0.561
	LTE Band 25	20M	QPSK	1	0	-	Left Side	11mm	Ant 1	DSI 4	26340	1880	1	22.61	24.00	1.377	-	-	-0.13	0.354	0.488

	LTE Band 25	20M	QPSK	1	0	-	Top Side	8mm	Ant 1	DSI 4	26590	1905	1	22.50	24.00	1.413	-	-	0.17	0.685	0.968
	FR1 n2	40M	QPSK	1	1	DFT-SCS-15KHz	Front	0mm	Ant 2	DSI 6	376000	1880	1	22.55	24.00	1.396	-	-	0.02	1.670	2.332
	FR1 n2	40M	QPSK	108	54	DFT-SCS-15KHz	Front	0mm	Ant 2	DSI 6	376000	1880	1	22.51	24.00	1.409	-	-	0.02	1.810	2.551
	FR1 n2	40M	QPSK	216	0	DFT-SCS-15KHz	Front	0mm	Ant 2	DSI 6	376000	1880	1	21.54	23.00	1.400	-	-	0.05	2.130	2.981
	FR1 n2	40M	QPSK	1	1	DFT-SCS-15KHz	Back	0mm	Ant 2	DSI 6	376000	1880	1	22.55	24.00	1.396	-	-	-0.09	1.010	1.410
	FR1 n2	40M	QPSK	108	54	DFT-SCS-15KHz	Back	0mm	Ant 2	DSI 6	376000	1880	1	22.51	24.00	1.409	-	-	-0.07	1.080	1.522
	FR1 n2	40M	QPSK	1	1	DFT-SCS-15KHz	Bottom Side	0mm	Ant 2	DSI 6	376000	1880	1	22.55	24.00	1.396	-	-	0.09	1.450	2.025
	FR1 n2	40M	QPSK	108	54	DFT-SCS-15KHz	Bottom Side	0mm	Ant 2	DSI 6	376000	1880	1	22.51	24.00	1.409	-	-	0.03	1.490	2.100
	FR1 n2	40M	QPSK	216	0	DFT-SCS-15KHz	Bottom Side	0mm	Ant 2	DSI 6	376000	1880	1	21.54	23.00	1.400	-	-	0.05	1.120	1.568
	FR1 n2	40M	QPSK	1	1	DFT-SCS-15KHz	Back	0mm	Ant 1	DSI 6	376000	1880	1	20.24	21.30	1.276	-	-	-0.07	2.130	2.719
	FR1 n2	40M	QPSK	108	54	DFT-SCS-15KHz	Back	0mm	Ant 1	DSI 6	376000	1880	1	20.23	21.30	1.279	-	-	0.08	2.210	2.827
	FR1 n2	40M	QPSK	216	0	DFT-SCS-15KHz	Back	0mm	Ant 1	DSI 6	376000	1880	1	20.21	21.30	1.285	-	-	0.04	1.670	2.146
	FR1 n2	40M	QPSK	1	1	DFT-SCS-15KHz	Left Side	0mm	Ant 1	DSI 6	376000	1880	1	20.24	21.30	1.276	-	-	-0.14	2.130	2.719
	FR1 n2	40M	QPSK	108	54	DFT-SCS-15KHz	Left Side	0mm	Ant 1	DSI 6	376000	1880	1	20.23	21.30	1.279	-	-	0.02	2.210	2.827
	FR1 n2	40M	QPSK	216	0	DFT-SCS-15KHz	Left Side	0mm	Ant 1	DSI 6	376000	1880	1	20.21	21.30	1.285	-	-	-0.06	1.610	2.069
83	FR1 n2	40M	QPSK	1	1	DFT-SCS-15KHz	Top Side	0mm	Ant 1	DSI 6	376000	1880	1	20.24	21.30	1.276	-	-	0.01	2.500	**3.191**
	FR1 n2	40M	QPSK	108	54	DFT-SCS-15KHz	Top Side	0mm	Ant 1	DSI 6	376000	1880	1	20.23	21.30	1.279	-	-	0.02	2.400	3.071
	FR1 n2	40M	QPSK	216	0	DFT-SCS-15KHz	Top Side	0mm	Ant 1	DSI 6	376000	1880	1	20.21	21.30	1.285	-	-	-0.11	1.960	2.519
	FR1 n2	40M	QPSK	108	54	DFT-SCS-15KHz	Back	11mm	Ant 1	DSI 4	376000	1880	1	22.71	24.00	1.346	-	-	0.06	0.413	0.556
	FR1 n2	40M	QPSK	108	54	DFT-SCS-15KHz	Left Side	11mm	Ant 1	DSI 4	376000	1880	1	22.71	24.00	1.346	-	-	-0.06	0.365	0.491
	FR1 n2	40M	QPSK	1	1	DFT-SCS-15KHz	Top Side	8mm	Ant 1	DSI 4	376000	1880	1	22.73	24.00	1.340	-	-	-0.04	0.771	1.033
								2600MHz													
	LTE Band 7	20M	QPSK	1	0	-	Bottom Side	0mm	Ant 2	DSI 6	21100	2535	1	19.13	20.30	1.309	-	-	0.18	1.930	2.527
	LTE Band 7	20M	QPSK	1	0	-	Bottom Side	0mm	Ant 2	DSI 6	20850	2510	1	19.08	20.30	1.324	-	-	-0.06	1.580	2.092
	LTE Band 7	20M	QPSK	1	0	-	Bottom Side	0mm	Ant 2	DSI 6	21350	2560	1	19.09	20.30	1.321	-	-	0.01	2.420	3.198
	LTE Band 7	20M	QPSK	50	0	-	Bottom Side	0mm	Ant 2	DSI 6	21100	2535	1	19.11	20.30	1.315	-	-	0.05	1.820	2.394
	LTE Band 7	20M	QPSK	50	0	-	Bottom Side	0mm	Ant 2	DSI 6	20850	2510	1	19.07	20.30	1.327	-	-	0.16	1.740	2.310
	LTE Band 7	20M	QPSK	50	0	-	Bottom Side	0mm	Ant 2	DSI 6	21350	2560	1	19.06	20.30	1.330	-	-	-0.12	1.610	2.142
	LTE Band 7	20M	QPSK	100	0	-	Bottom Side	0mm	Ant 2	DSI 6	21100	2535	1	19.10	20.30	1.318	-	-	0.08	1.750	2.307
	LTE Band 7	20M	QPSK	1	0	-	Bottom Side	12mm	Ant 2	DSI 4	21350	2560	1	22.64	24.00	1.368	-	-	0.05	0.415	0.568
	LTE Band 7_ UL CA	20M	QPSK	1	0	-	Bottom Side	0mm	Ant 2	DSI 6	21350+ 21152	2560+ 2540.2	1	19.09	20.30	1.321	-	-	0.01	2.260	2.986
	LTE Band 7	20M	QPSK	1	0	-	Front	0mm	Ant 1	DSI 6	21100	2535	1	20.25	21.20	1.245	-	-	-0.04	1.710	2.128
	LTE Band 7	20M	QPSK	1	0	-	Front	0mm	Ant 1	DSI 6	20850	2510	1	20.19	21.20	1.262	-	-	0.02	1.680	2.120
	LTE Band 7	20M	QPSK	1	0	-	Front	0mm	Ant 1	DSI 6	21350	2560	1	20.16	21.20	1.271	-	-	-0.06	1.750	2.224
	LTE Band 7	20M	QPSK	50	0	-	Front	0mm	Ant 1	DSI 6	21100	2535	1	20.24	21.20	1.247	-	-	-0.19	1.550	1.933
	LTE Band 7	20M	QPSK	100	0	-	Front	0mm	Ant 1	DSI 6	21100	2535	1	20.22	21.20	1.253	-	-	0.05	1.440	1.805
	LTE Band 7	20M	QPSK	1	0	-	Back	0mm	Ant 1	DSI 6	21100	2535	1	20.25	21.20	1.245	-	-	0.07	1.800	2.240
	LTE Band 7	20M	QPSK	1	0	-	Back	0mm	Ant 1	DSI 6	20850	2510	1	20.19	21.20	1.262	-	-	0.08	1.860	2.347
	LTE Band 7	20M	QPSK	1	0	-	Back	0mm	Ant 1	DSI 6	21350	2560	1	20.16	21.20	1.271	-	-	-0.01	1.670	2.122
	LTE Band 7	20M	QPSK	50	0	-	Back	0mm	Ant 1	DSI 6	21100	2535	1	20.24	21.20	1.247	-	-	-0.18	1.590	1.983
	LTE Band 7	20M	QPSK	100	0	-	Back	0mm	Ant 1	DSI 6	21100	2535	1	20.22	21.20	1.253	-	-	-0.03	1.480	1.855
	LTE Band 7	20M	QPSK	1	0	-	Top Side	0mm	Ant 1	DSI 6	21100	2535	1	20.25	21.20	1.245	-	-	-0.12	2.460	3.062
	LTE Band 7	20M	QPSK	1	0	-	Top Side	0mm	Ant 1	DSI 6	20850	2510	1	20.19	21.20	1.262	-	-	0.02	2.530	3.192
	LTE Band 7	20M	QPSK	1	0	-	Top Side	0mm	Ant 1	DSI 6	21350	2560	1	20.16	21.20	1.271	-	-	0.01	2.490	3.164
	LTE Band 7	20M	QPSK	50	0	-	Top Side	0mm	Ant 1	DSI 6	21100	2535	1	20.24	21.20	1.247	-	-	0.09	2.090	2.607
	LTE Band 7	20M	QPSK	50	0	-	Top Side	0mm	Ant 1	DSI 6	20850	2510	1	20.22	21.20	1.253	-	-	-0.15	1.930	2.419
	LTE Band 7	20M	QPSK	50	0	-	Top Side	0mm	Ant 1	DSI 6	21350	2560	1	20.19	21.20	1.262	-	-	-0.04	1.850	2.334
	LTE Band 7	20M	QPSK	100	0	-	Top Side	0mm	Ant 1	DSI 6	21100	2535	1	20.22	21.20	1.253	-	-	-0.18	1.970	2.469
	LTE Band 7_ Other PA	20M	QPSK	1	0	-	Top Side	0mm	Ant 1	DSI 6	20850	2510	1	20.09	21.20	1.291	-	-	-0.05	1.780	2.298
	LTE Band 7	20M	QPSK	1	0	-	Front	6mm	Ant 1	DSI 4	21350	2560	1	22.86	24.00	1.300	-	-	-0.15	0.498	0.647
	LTE Band 7	20M	QPSK	1	0	-	Back	11mm	Ant 1	DSI 4	20850	2510	1	22.95	24.00	1.274	-	-	0.11	0.516	0.657
	LTE Band 7	20M	QPSK	1	0	-	Top Side	8mm	Ant 1	DSI 4	20850	2510	1	22.95	24.00	1.274	-	-	-0.02	1.130	1.439
	LTE Band 7_ UL CA	20M	QPSK	1	99	-	Top Side	0mm	Ant 1	DSI 6	20850+ 21048	2510+ 2529.8	1	20.11	21.20	1.285	-	-	0.02	2.330	2.995
	LTE Band 7	20M	QPSK	1	0	-	Back	0mm	Ant 0	DSI 6	21100	2535	1	21.54	22.90	1.368	-	-	0.04	1.610	2.202
	LTE Band 7	20M	QPSK	1	0	-	Back	0mm	Ant 0	DSI 6	20850	2510	1	21.47	22.90	1.390	-	-	0.03	1.680	2.335
	LTE Band 7	20M	QPSK	1	0	-	Back	0mm	Ant 0	DSI 6	21350	2560	1	21.48	22.90	1.387	-	-	0.01	1.190	1.650

	LTE Band 7	20M	QPSK	50	0	-	Back	0mm	Ant 0	DSI 6	21100	2535	1	21.52	22.90	1.374	-	-	-0.01	1.420	1.951
	LTE Band 7	20M	QPSK	100	0	-	Back	0mm	Ant 0	DSI 6	21100	2535	1	21.51	22.90	1.377	-	-	0.03	1.410	1.942
	LTE Band 7	20M	QPSK	1	0	-	Bottom Side	0mm	Ant 0	DSI 6	21100	2535	1	21.54	22.90	1.368	-	-	0.01	2.320	3.173
	LTE Band 7	20M	QPSK	1	0	-	Bottom Side	0mm	Ant 0	DSI 6	21100	2535	2	21.54	22.90	1.368	-	-	0.05	2.110	2.886
	LTE Band 7	20M	QPSK	1	0	-	Bottom Side	0mm	Ant 0	DSI 6	20850	2510	1	21.47	22.90	1.390	-	-	0.03	2.170	3.016
	LTE Band 7	20M	QPSK	1	0	-	Bottom Side	0mm	Ant 0	DSI 6	21350	2560	1	21.48	22.90	1.387	-	-	0.19	1.780	2.468
	LTE Band 7	20M	QPSK	50	0	-	Bottom Side	0mm	Ant 0	DSI 6	21100	2535	1	21.52	22.90	1.374	-	-	0.03	1.870	2.569
	LTE Band 7	20M	QPSK	50	0	-	Bottom Side	0mm	Ant 0	DSI 6	20850	2510	1	21.49	22.90	1.384	-	-	0.05	1.760	2.435
	LTE Band 7	20M	QPSK	50	0	-	Bottom Side	0mm	Ant 0	DSI 6	21350	2560	1	21.47	22.90	1.390	-	-	-0.05	1.650	2.293
	LTE Band 7	20M	QPSK	100	0	-	Bottom Side	0mm	Ant 0	DSI 6	21100	2535	1	21.51	22.90	1.377	-	-	-0.02	1.710	2.355
	LTE Band 7	20M	QPSK	1	0	-	Back	9mm	Ant 0	DSI 4	20850	2510	1	22.49	24.00	1.416	-	-	0.1	0.156	0.221
	LTE Band 7	20M	QPSK	1	0	-	Bottom Side	12mm	Ant 0	DSI 4	21100	2535	1	22.59	24.00	1.384	-	-	0.04	0.271	0.375
	LTE Band 7_ UL CA	20M	QPSK	1	99	-	Bottom Side	0mm	Ant 0	DSI 6	21100+ 21298	2535+ 2554.8	1	21.44	22.90	1.400	-	-	0.01	2.100	2.939
	LTE Band 7	20M	QPSK	1	0	-	Front	0mm	Ant 3	DSI 6	21100	2535	1	21.63	23.00	1.371	-	-	-0.04	2.120	2.906
	LTE Band 7	20M	QPSK	1	0	-	Front	0mm	Ant 3	DSI 6	20850	2510	1	21.52	23.00	1.406	-	-	0.08	2.240	3.150
84	LTE Band 7	20M	QPSK	1	0	-	Front	0mm	Ant 3	DSI 6	21350	2560	1	21.48	23.00	1.419	-	-	0.16	2.330	**3.306**
	LTE Band 7	20M	QPSK	1	0	-	Front	0mm	Ant 3	DSI 6	21350	2560	2	21.48	23.00	1.419	-	-	0.02	1.730	2.455
	LTE Band 7	20M	QPSK	50	0	-	Front	0mm	Ant 3	DSI 6	21100	2535	1	20.68	22.00	1.355	-	-	0.04	1.890	2.561
	LTE Band 7	20M	QPSK	50	0	-	Front	0mm	Ant 3	DSI 6	20850	2510	1	20.59	22.00	1.384	-	-	0.08	2.110	2.919
	LTE Band 7	20M	QPSK	50	0	-	Front	0mm	Ant 3	DSI 6	21350	2560	1	20.62	22.00	1.374	-	-	0.16	2.160	2.968
	LTE Band 7	20M	QPSK	100	0	-	Front	0mm	Ant 3	DSI 6	21100	2535	1	20.65	22.00	1.365	-	-	-0.15	1.960	2.675
	LTE Band 7	20M	QPSK	1	0	-	Top Side	0mm	Ant 3	DSI 6	21100	2535	1	21.63	23.00	1.371	-	-	0.05	1.830	2.509
	LTE Band 7	20M	QPSK	1	0	-	Top Side	0mm	Ant 3	DSI 6	20850	2510	1	21.52	23.00	1.406	-	-	-0.04	1.560	2.193
	LTE Band 7	20M	QPSK	1	0	-	Top Side	0mm	Ant 3	DSI 6	21350	2560	1	21.48	23.00	1.419	-	-	0.09	2.230	3.164
	LTE Band 7	20M	QPSK	50	0	-	Top Side	0mm	Ant 3	DSI 6	21100	2535	1	20.68	22.00	1.355	-	-	0.15	1.630	2.209
	LTE Band 7	20M	QPSK	50	0	-	Top Side	0mm	Ant 3	DSI 6	20850	2510	1	20.59	22.00	1.384	-	-	0.05	1.540	2.131
	LTE Band 7	20M	QPSK	50	0	-	Top Side	0mm	Ant 3	DSI 6	21350	2560	1	20.62	22.00	1.374	-	-	-0.02	1.720	2.363
	LTE Band 7	20M	QPSK	100	0	-	Top Side	0mm	Ant 3	DSI 6	21100	2535	1	20.65	22.00	1.365	-	-	0.18	1.630	2.224
	LTE Band 7_ UL CA	20M	QPSK	1	0	-	Front	0mm	Ant 3	DSI 6	21350+ 21152	2560+ 2540.2	1	21.45	23.00	1.429	-	-	0.16	2.070	2.958
	LTE Band 41	20M	QPSK	1	0	-	Front	0mm	Ant 2	DSI 6	40620	2593	1	21.58	22.80	1.324	62.9	1.006	-0.16	1.120	1.492
	LTE Band 41	20M	QPSK	50	0	-	Front	0mm	Ant 2	DSI 6	40620	2593	1	21.56	22.80	1.330	62.9	1.006	-0.16	0.978	1.309
	LTE Band 41	20M	QPSK	1	0	-	Back	0mm	Ant 2	DSI 6	40620	2593	1	21.58	22.80	1.324	62.9	1.006	0.07	1.110	1.479
	LTE Band 41	20M	QPSK	50	0	-	Back	0mm	Ant 2	DSI 6	40620	2593	1	21.56	22.80	1.330	62.9	1.006	0.07	0.965	1.292
	LTE Band 41	20M	QPSK	1	0	-	Bottom Side	0mm	Ant 2	DSI 6	40620	2593	1	21.58	22.80	1.324	62.9	1.006	0.09	2.370	3.158
	LTE Band 41	20M	QPSK	1	0	-	Bottom Side	0mm	Ant 2	DSI 6	39750	2506	1	21.51	22.80	1.346	62.9	1.006	0.02	2.390	3.236
	LTE Band 41	20M	QPSK	1	0	-	Bottom Side	0mm	Ant 2	DSI 6	39750	2506	2	21.51	22.80	1.346	62.9	1.006	0.06	2.290	3.101
	LTE Band 41	20M	QPSK	1	0	-	Bottom Side	0mm	Ant 2	DSI 6	40185	2549.5	1	21.54	22.80	1.337	62.9	1.006	-0.1	2.300	3.093
	LTE Band 41	20M	QPSK	1	0	-	Bottom Side	0mm	Ant 2	DSI 6	41055	2636.5	1	21.52	22.80	1.343	62.9	1.006	0.08	2.370	3.201
	LTE Band 41	20M	QPSK	1	0	-	Bottom Side	0mm	Ant 2	DSI 6	41490	2680	1	21.43	22.80	1.371	62.9	1.006	0.09	2.120	2.924
	LTE Band 41	20M	QPSK	50	0	-	Bottom Side	0mm	Ant 2	DSI 6	40620	2593	1	21.56	22.80	1.330	62.9	1.006	-0.07	2.060	2.757
	LTE Band 41	20M	QPSK	50	0	-	Bottom Side	0mm	Ant 2	DSI 6	39750	2506	1	21.52	22.80	1.343	62.9	1.006	0.05	2.130	2.877
	LTE Band 41	20M	QPSK	50	0	-	Bottom Side	0mm	Ant 2	DSI 6	40185	2549.5	1	21.52	22.80	1.343	62.9	1.006	-0.1	2.010	2.715
	LTE Band 41	20M	QPSK	50	0	-	Bottom Side	0mm	Ant 2	DSI 6	41055	2636.5	1	21.51	22.80	1.346	62.9	1.006	0.03	1.950	2.640
	LTE Band 41	20M	QPSK	50	0	-	Bottom Side	0mm	Ant 2	DSI 6	41490	2680	1	21.55	22.80	1.334	62.9	1.006	-0.09	1.870	2.509
	LTE Band 41	20M	QPSK	100	0	-	Bottom Side	0mm	Ant 2	DSI 6	40620	2593	1	21.57	22.80	1.327	62.9	1.006	0.09	1.960	2.617
	LTE Band 41 PC2	20M	QPSK	1	0	-	Bottom Side	0mm	Ant 2	DSI 6	39750	2506	1	23.09	24.40	1.352	42.9	1.009	-0.14	2.320	3.165
	LTE Band 41	20M	QPSK	1	0	-	Front	11mm	Ant 2	DSI 4	40620	2593	1	22.71	24.00	1.346	62.9	1.006	0.13	0.198	0.268
	LTE Band 41	20M	QPSK	1	0	-	Back	9mm	Ant 2	DSI 4	40620	2593	1	22.71	24.00	1.346	62.9	1.006	-0.11	0.224	0.303
	LTE Band 41	20M	QPSK	1	0	-	Bottom Side	12mm	Ant 2	DSI 4	39750	2506	1	22.51	24.00	1.409	62.9	1.006	-0.15	0.387	0.549
	LTE Band 41 PC2	20M	QPSK	1	0	-	Bottom Side	12mm	Ant 2	DSI 4	39750	2506	1	25.42	27.00	1.439	42.9	1.009	-0.06	0.465	0.675
	LTE Band 41_UL CA	20M	QPSK	1	99	-	Bottom Side	0mm	Ant 2	DSI 6	39750+ 39948	2506+ 2525.8	1	21.22	22.80	1.439	62.9	1.006	0.02	2.010	2.909
	LTE Band 41 PC2_UL CA	20M	QPSK	1	99	-	Bottom Side	0mm	Ant 2	DSI 6	39750+ 39948	2506+ 2525.8	1	22.86	24.40	1.426	42.9	1.009	-0.14	2.000	2.877
	LTE Band 41	20M	QPSK	1	0	-	Front	0mm	Ant 1	DSI 6	40620	2593	1	21.86	23.00	1.300	62.9	1.006	0.04	1.660	2.171
	LTE Band 41	20M	QPSK	1	0	-	Front	0mm	Ant 1	DSI 6	39750	2506	1	21.77	23.00	1.327	62.9	1.006	0.09	1.520	2.030
	LTE Band 41	20M	QPSK	1	0	-	Front	0mm	Ant 1	DSI 6	40185	2549.5	1	21.81	23.00	1.315	62.9	1.006	0.12	1.620	2.143

	LTE Band 41	20M	QPSK	1	0	-	Front	0mm	Ant 1	DSI 6	41055	2636.5	1	21.77	23.00	1.327	62.9	1.006	0.01	1.630	2.177
	LTE Band 41	20M	QPSK	1	0	-	Front	0mm	Ant 1	DSI 6	41490	2680	1	21.79	23.00	1.321	62.9	1.006	0.1	1.630	2.167
	LTE Band 41	20M	QPSK	50	0	-	Front	0mm	Ant 1	DSI 6	40620	2593	1	21.84	23.00	1.306	62.9	1.006	0.06	1.480	1.945
	LTE Band 41	20M	QPSK	50	0	-	Front	0mm	Ant 1	DSI 6	39750	2506	1	21.79	23.00	1.321	62.9	1.006	0.02	1.420	1.887
	LTE Band 41	20M	QPSK	50	0	-	Front	0mm	Ant 1	DSI 6	40185	2549.5	1	21.81	23.00	1.315	62.9	1.006	-0.02	1.350	1.786
	LTE Band 41	20M	QPSK	50	0	-	Front	0mm	Ant 1	DSI 6	41055	2636.5	1	21.82	23.00	1.312	62.9	1.006	0.03	1.390	1.835
	LTE Band 41	20M	QPSK	50	0	-	Front	0mm	Ant 1	DSI 6	41490	2680	1	21.72	23.00	1.343	62.9	1.006	0.14	1.410	1.905
	LTE Band 41	20M	QPSK	100	0	-	Front	0mm	Ant 1	DSI 6	40620	2593	1	21.82	23.00	1.312	62.9	1.006	-0.15	1.420	1.875
	LTE Band 41	20M	QPSK	1	0	-	Back	0mm	Ant 1	DSI 6	40620	2593	1	21.86	23.00	1.300	62.9	1.006	0.04	1.380	1.805
	LTE Band 41	20M	QPSK	1	0	-	Back	0mm	Ant 1	DSI 6	39750	2506	1	21.77	23.00	1.327	62.9	1.006	0.09	1.260	1.683
	LTE Band 41	20M	QPSK	1	0	-	Back	0mm	Ant 1	DSI 6	40185	2549.5	1	21.81	23.00	1.315	62.9	1.006	0.12	1.270	1.680
	LTE Band 41	20M	QPSK	1	0	-	Back	0mm	Ant 1	DSI 6	41055	2636.5	1	21.77	23.00	1.327	62.9	1.006	0.01	1.320	1.763
	LTE Band 41	20M	QPSK	1	0	-	Back	0mm	Ant 1	DSI 6	41490	2680	1	21.79	23.00	1.321	62.9	1.006	0.1	1.350	1.794
	LTE Band 41	20M	QPSK	50	0	-	Back	0mm	Ant 1	DSI 6	40620	2593	1	21.84	23.00	1.306	62.9	1.006	-0.08	1.120	1.472
	LTE Band 41	20M	QPSK	100	0	-	Back	0mm	Ant 1	DSI 6	40620	2593	1	21.82	23.00	1.312	62.9	1.006	-0.15	1.250	1.650
	LTE Band 41	20M	QPSK	1	0	-	Top Side	0mm	Ant 1	DSI 6	40620	2593	1	21.86	23.00	1.300	62.9	1.006	0.1	2.220	2.904
	LTE Band 41	20M	QPSK	1	0	-	Top Side	0mm	Ant 1	DSI 6	39750	2506	1	21.77	23.00	1.327	62.9	1.006	0.07	2.230	2.978
85	LTE Band 41	20M	QPSK	1	0	-	Top Side	0mm	Ant 1	DSI 6	40185	2549.5	1	21.81	23.00	1.315	62.9	1.006	0.03	2.450	**3.242**
	LTE Band 41	20M	QPSK	1	0	-	Top Side	0mm	Ant 1	DSI 6	40185	2549.5	2	21.81	23.00	1.315	62.9	1.006	0.06	1.970	2.607
	LTE Band 41	20M	QPSK	1	0	-	Top Side	0mm	Ant 1	DSI 6	41055	2636.5	1	21.77	23.00	1.327	62.9	1.006	-0.08	2.080	2.778
	LTE Band 41	20M	QPSK	1	0	-	Top Side	0mm	Ant 1	DSI 6	41490	2680	1	21.79	23.00	1.321	62.9	1.006	0.08	2.130	2.831
	LTE Band 41	20M	QPSK	50	0	-	Top Side	0mm	Ant 1	DSI 6	40620	2593	1	21.84	23.00	1.306	62.9	1.006	0.02	1.950	2.562
	LTE Band 41	20M	QPSK	50	0	-	Top Side	0mm	Ant 1	DSI 6	39750	2506	1	21.79	23.00	1.321	62.9	1.006	0.03	1.860	2.472
	LTE Band 41	20M	QPSK	50	0	-	Top Side	0mm	Ant 1	DSI 6	40185	2549.5	1	21.81	23.00	1.315	62.9	1.006	0.02	2.020	2.673
	LTE Band 41	20M	QPSK	50	0	-	Top Side	0mm	Ant 1	DSI 6	41055	2636.5	1	21.82	23.00	1.312	62.9	1.006	0.07	1.930	2.548
	LTE Band 41	20M	QPSK	50	0	-	Top Side	0mm	Ant 1	DSI 6	41490	2680	1	21.72	23.00	1.343	62.9	1.006	0.06	1.810	2.445
	LTE Band 41	20M	QPSK	100	0	-	Top Side	0mm	Ant 1	DSI 6	40620	2593	1	21.82	23.00	1.312	62.9	1.006	0.05	1.850	2.442
	LTE Band 41 PC2	20M	QPSK	1	0	-	Top Side	0mm	Ant 1	DSI 6	40185	2549.5	1	23.38	24.60	1.324	42.9	1.009	-0.18	2.320	3.100
	LTE Band 41_ Other PA	20M	QPSK	1	0	-	Top Side	0mm	Ant 1	DSI 6	40185	2549.5	1	21.06	23.00	1.563	62.9	1.006	0.01	1.860	2.925
	LTE Band 41 PC2_Other PA	20M	QPSK	1	0	-	Top Side	0mm	Ant 1	DSI 6	40185	2549.5	1	22.69	24.60	1.552	42.9	1.009	-0.02	1.780	2.788
	LTE Band 41	20M	QPSK	1	0	-	Front	6mm	Ant 1	DSI 4	41055	2636.5	1	22.61	24.00	1.377	62.9	1.006	-0.14	0.524	0.726
	LTE Band 41	20M	QPSK	1	0	-	Back	11mm	Ant 1	DSI 4	40620	2593	1	22.77	24.00	1.327	62.9	1.006	0.01	0.519	0.693
	LTE Band 41	20M	QPSK	1	0	-	Top Side	8mm	Ant 1	DSI 4	40185	2549.5	1	22.61	24.00	1.377	62.9	1.006	0.02	1.170	1.621
	LTE Band 41 PC2	20M	QPSK	1	0	-	Top Side	8mm	Ant 1	DSI 4	40185	2549.5	1	25.53	27.00	1.403	42.9	1.009	0.12	1.480	2.095
	LTE Band 41_UL CA	20M	QPSK	1	99	-	Top Side	0mm	Ant 1	DSI 6	40185+ 40383	2549.5+ 2569.3	1	21.59	23.00	1.384	62.9	1.006	0.03	2.120	2.951
	LTE Band 41 PC2_ UL CA	20M	QPSK	1	99	-	Top Side	0mm	Ant 1	DSI 6	40185+ 40383	2549.5+ 2569.3	1	23.27	24.60	1.358	42.9	1.009	-0.18	2.070	2.837
	LTE Band 41	20M	QPSK	1	0	-	Front	0mm	Ant 0	DSI 6	40620	2593	1	22.53	24.00	1.403	62.9	1.006	0.08	1.210	1.708
	LTE Band 41	20M	QPSK	1	0	-	Front	0mm	Ant 0	DSI 6	39750	2506	1	22.41	24.00	1.442	62.9	1.006	0.08	1.080	1.567
	LTE Band 41	20M	QPSK	1	0	-	Front	0mm	Ant 0	DSI 6	40185	2549.5	1	22.47	24.00	1.422	62.9	1.006	0.01	1.110	1.588
	LTE Band 41	20M	QPSK	1	0	-	Front	0mm	Ant 0	DSI 6	41055	2636.5	1	22.46	24.00	1.426	62.9	1.006	0.03	1.150	1.649
	LTE Band 41	20M	QPSK	1	0	-	Front	0mm	Ant 0	DSI 6	41490	2680	1	22.45	24.00	1.429	62.9	1.006	-0.08	1.030	1.481
	LTE Band 41	20M	QPSK	50	0	-	Front	0mm	Ant 0	DSI 6	40620	2593	1	21.59	23.00	1.384	62.9	1.006	0.1	0.807	1.123
	LTE Band 41	20M	QPSK	100	0	-	Front	0mm	Ant 0	DSI 6	40620	2593	1	21.60	23.00	1.380	62.9	1.006	0.04	0.964	1.339
	LTE Band 41	20M	QPSK	1	0	-	Back	0mm	Ant 0	DSI 6	40620	2593	1	22.53	24.00	1.403	62.9	1.006	-0.03	1.050	1.482
	LTE Band 41	20M	QPSK	50	0	-	Back	0mm	Ant 0	DSI 6	40620	2593	1	21.59	23.00	1.384	62.9	1.006	0.14	0.709	0.987
	LTE Band 41	20M	QPSK	1	0	-	Bottom Side	0mm	Ant 0	DSI 6	40620	2593	1	22.53	24.00	1.403	62.9	1.006	-0.04	1.770	2.498
	LTE Band 41	20M	QPSK	1	0	-	Bottom Side	0mm	Ant 0	DSI 6	39750	2506	1	22.41	24.00	1.442	62.9	1.006	0.08	1.980	2.873
	LTE Band 41	20M	QPSK	1	0	-	Bottom Side	0mm	Ant 0	DSI 6	40185	2549.5	1	22.47	24.00	1.422	62.9	1.006	-0.05	1.870	2.676
	LTE Band 41	20M	QPSK	1	0	-	Bottom Side	0mm	Ant 0	DSI 6	41055	2636.5	1	22.46	24.00	1.426	62.9	1.006	-0.04	1.740	2.495
	LTE Band 41	20M	QPSK	1	0	-	Bottom Side	0mm	Ant 0	DSI 6	41490	2680	1	22.45	24.00	1.429	62.9	1.006	0.16	1.780	2.559
	LTE Band 41	20M	QPSK	50	0	-	Bottom Side	0mm	Ant 0	DSI 6	40620	2593	1	21.59	23.00	1.384	62.9	1.006	-0.04	1.860	2.589
	LTE Band 41	20M	QPSK	50	0	-	Bottom Side	0mm	Ant 0	DSI 6	39750	2506	1	21.48	23.00	1.419	62.9	1.006	0.08	1.970	2.812
	LTE Band 41	20M	QPSK	50	0	-	Bottom Side	0mm	Ant 0	DSI 6	40185	2549.5	1	21.57	23.00	1.390	62.9	1.006	-0.05	1.850	2.587
	LTE Band 41	20M	QPSK	50	0	-	Bottom Side	0mm	Ant 0	DSI 6	41055	2636.5	1	21.54	23.00	1.400	62.9	1.006	-0.04	1.760	2.478
	LTE Band 41	20M	QPSK	50	0	-	Bottom Side	0mm	Ant 0	DSI 6	41490	2680	1	21.55	23.00	1.396	62.9	1.006	0.16	1.820	2.557
	LTE Band 41	20M	QPSK	100	0	-	Bottom Side	0mm	Ant 0	DSI 6	40620	2593	1	21.60	23.00	1.380	62.9	1.006	0.04	1.850	2.569

	LTE Band 41 PC2	20M	QPSK	1	0	-	Bottom Side	0mm	Ant 0	DSI 6	39750	2506	1	25.43	26.20	1.194	42.9	1.009	0.18	2.450	2.952
	LTE Band 41	20M	QPSK	1	0	-	Front	11mm	Ant 0	DSI 4	40620	2593	1	22.53	24.00	1.403	62.9	1.006	-0.16	0.145	0.205
	LTE Band 41	20M	QPSK	1	0	-	Back	9mm	Ant 0	DSI 4	40620	2593	1	22.53	24.00	1.403	62.9	1.006	0.07	0.123	0.174
	LTE Band 41	20M	QPSK	1	0	-	Bottom Side	12mm	Ant 0	DSI 4	39750	2506	1	22.41	24.00	1.442	62.9	1.006	-0.05	0.196	0.284
	LTE Band 41 PC2	20M	QPSK	1	0	-	Bottom Side	12mm	Ant 0	DSI 4	39750	2506	1	25.43	27.00	1.435	42.9	1.009	-0.13	0.254	0.368
	LTE Band 41_UL CA	20M	QPSK	1	99	-	Bottom Side	0mm	Ant 0	DSI 6	39750+ 39948	2506+ 2525.8	1	22.45	24.00	1.429	62.9	1.006	0.08	1.860	2.674
	LTE Band 41 PC2_ UL CA	20M	QPSK	1	99	-	Bottom Side	0mm	Ant 0	DSI 6	39750+ 39948	2506+ 2525.8	1	25.41	26.20	1.199	42.9	1.009	0.18	2.330	2.820
	LTE Band 41	20M	QPSK	1	0	-	Top Side	0mm	Ant 3	DSI 6	40620	2593	1	21.54	23.00	1.400	62.9	1.006	-0.05	1.860	2.619
	LTE Band 41	20M	QPSK	1	0	-	Top Side	0mm	Ant 3	DSI 6	39750	2506	1	21.43	23.00	1.435	62.9	1.006	-0.03	1.210	1.747
	LTE Band 41	20M	QPSK	1	0	-	Top Side	0mm	Ant 3	DSI 6	40185	2549.5	1	21.51	23.00	1.409	62.9	1.006	0.05	1.650	2.339
	LTE Band 41	20M	QPSK	1	0	-	Top Side	0mm	Ant 3	DSI 6	41055	2636.5	1	21.39	23.00	1.449	62.9	1.006	0.17	1.710	2.492
	LTE Band 41	20M	QPSK	1	0	-	Top Side	0mm	Ant 3	DSI 6	41490	2680	1	21.40	23.00	1.445	62.9	1.006	-0.02	1.570	2.283
	LTE Band 41	20M	QPSK	50	0	-	Top Side	0mm	Ant 3	DSI 6	40620	2593	1	20.65	22.00	1.365	62.9	1.006	0.1	1.250	1.716
	LTE Band 41	20M	QPSK	50	0	-	Top Side	0mm	Ant 3	DSI 6	39750	2506	1	20.61	22.00	1.377	62.9	1.006	-0.08	1.150	1.593
	LTE Band 41	20M	QPSK	50	0	-	Top Side	0mm	Ant 3	DSI 6	40185	2549.5	1	20.62	22.00	1.374	62.9	1.006	0.1	1.120	1.548
	LTE Band 41	20M	QPSK	50	0	-	Top Side	0mm	Ant 3	DSI 6	41055	2636.5	1	20.60	22.00	1.380	62.9	1.006	-0.18	1.050	1.458
	LTE Band 41	20M	QPSK	50	0	-	Top Side	0mm	Ant 3	DSI 6	41490	2680	1	20.58	22.00	1.387	62.9	1.006	0.1	1.160	1.618
	LTE Band 41	20M	QPSK	100	0	-	Top Side	0mm	Ant 3	DSI 6	40620	2593	1	20.64	22.00	1.368	62.9	1.006	0.16	1.150	1.582
	LTE Band 41 PC2	20M	QPSK	1	0	-	Top Side	0mm	Ant 3	DSI 6	40620	2593	1	24.41	25.50	1.285	42.9	1.009	0.12	2.230	2.892
	LTE Band 41	20M	QPSK	1	0	-	Top Side	8mm	Ant 3	DSI 4	40620	2593	1	21.54	23.00	1.400	62.9	1.006	0.08	0.634	0.893
	LTE Band 41 PC2	20M	QPSK	1	0	-	Top Side	8mm	Ant 3	DSI 4	40620	2593	1	24.41	26.00	1.442	42.9	1.009	0.16	0.841	1.224
	LTE Band 41_UL CA	20M	QPSK	1	99	-	Top Side	0mm	Ant 3	DSI 6	40620+ 40818	2593+ 2612.8	1	21.45	23.00	1.429	62.9	1.006	-0.05	1.750	2.516
	LTE Band 41 PC2_ UL CA	20M	QPSK	1	99	-	Top Side	0mm	Ant 3	DSI 6	40620+ 40818	2593+ 2612.8	1	24.40	25.50	1.288	42.9	1.009	0.12	2.090	2.717
	FR1 n7	40M	QPSK	1	1	DFT-SCS-15KHz	Front	0mm	Ant 2	DSI 6	507000	2535	1	20.64	21.60	1.247	-	-	-0.03	1.680	2.096
	FR1 n7	40M	QPSK	108	54	DFT-SCS-15KHz	Front	0mm	Ant 2	DSI 6	507000	2535	1	20.61	21.60	1.256	-	-	0.08	1.910	2.399
	FR1 n7	40M	QPSK	216	0	DFT-SCS-15KHz	Front	0mm	Ant 2	DSI 6	507000	2535	1	20.58	21.60	1.265	-	-	0.06	1.390	1.758
	FR1 n7	40M	QPSK	1	1	DFT-SCS-15KHz	Back	0mm	Ant 2	DSI 6	507000	2535	1	20.64	21.60	1.247	-	-	-0.02	1.550	1.933
	FR1 n7	40M	QPSK	108	54	DFT-SCS-15KHz	Back	0mm	Ant 2	DSI 6	507000	2535	1	20.61	21.60	1.256	-	-	0.12	1.580	1.985
	FR1 n7	40M	QPSK	1	1	DFT-SCS-15KHz	Bottom Side	0mm	Ant 2	DSI 6	507000	2535	1	20.64	21.60	1.247	-	-	0.14	2.450	3.056
	FR1 n7	40M	QPSK	108	54	DFT-SCS-15KHz	Bottom Side	0mm	Ant 2	DSI 6	507000	2535	1	20.61	21.60	1.256	-	-	0.09	2.520	3.165
	FR1 n7	40M	QPSK	216	0	DFT-SCS-15KHz	Bottom Side	0mm	Ant 2	DSI 6	507000	2535	1	20.58	21.60	1.265	-	-	0.13	1.940	2.454
	FR1 n7	40M	QPSK	108	54	DFT-SCS-15KHz	Front	11mm	Ant 2	DSI 4	507000	2535	1	22.52	24.00	1.406	-	-	0.01	0.280	0.394
	FR1 n7	40M	QPSK	108	54	DFT-SCS-15KHz	Back	9mm	Ant 2	DSI 4	507000	2535	1	22.52	24.00	1.406	-	-	-0.16	0.403	0.567
	FR1 n7	40M	QPSK	108	54	DFT-SCS-15KHz	Bottom Side	12mm	Ant 2	DSI 4	507000	2535	1	22.52	24.00	1.406	-	-	0.1	0.453	0.637
	FR1 n7	40M	QPSK	1	1	DFT-SCS-15KHz	Back	0mm	Ant 1	DSI 6	507000	2535	1	20.73	21.80	1.279	-	-	-0.12	1.660	2.124
	FR1 n7	40M	QPSK	108	54	DFT-SCS-15KHz	Back	0mm	Ant 1	DSI 6	507000	2535	1	20.72	21.80	1.282	-	-	-0.16	1.600	2.052
	FR1 n7	40M	QPSK	216	0	DFT-SCS-15KHz	Back	0mm	Ant 1	DSI 6	507000	2535	1	20.71	21.80	1.285	-	-	0.05	1.090	1.401
86	FR1 n7	40M	QPSK	1	1	DFT-SCS-15KHz	Top Side	0mm	Ant 1	DSI 6	507000	2535	1	20.73	21.80	1.279	-	-	0.01	2.500	**3.198**
	FR1 n7	40M	QPSK	108	54	DFT-SCS-15KHz	Top Side	0mm	Ant 1	DSI 6	507000	2535	1	20.72	21.80	1.282	-	-	0.05	2.490	3.193
	FR1 n7	40M	QPSK	216	0	DFT-SCS-15KHz	Top Side	0mm	Ant 1	DSI 6	507000	2535	1	20.71	21.80	1.285	-	-	0.02	1.700	2.185
	FR1 n7	40M	QPSK	1	1	DFT-SCS-15KHz	Back	11mm	Ant 1	DSI 4	507000	2535	1	22.72	24.00	1.343	-	-	-0.04	0.651	0.874
	FR1 n7	40M	QPSK	1	1	DFT-SCS-15KHz	Top Side	8mm	Ant 1	DSI 4	507000	2535	1	22.72	24.00	1.343	-	-	-0.01	1.120	1.504
	FR1 n41	100M	QPSK	1	1	DFT-SCS-30KHz	Bottom Side	0mm	Ant 2	DSI 6	518598	2592.99	1	19.59	20.60	1.262	-	-	0.02	2.510	3.167
	FR1 n41	100M	QPSK	135	69	DFT-SCS-30KHz	Bottom Side	0mm	Ant 2	DSI 6	518598	2592.99	1	19.58	20.60	1.265	-	-	0.03	2.300	2.909
	FR1 n41	100M	QPSK	270	0	DFT-SCS-30KHz	Bottom Side	0mm	Ant 2	DSI 6	518598	2592.99	1	19.55	20.60	1.274	-	-	0.01	1.600	2.038
	FR1 n41	100M	QPSK	1	1	DFT-SCS-30KHz	Bottom Side	12mm	Ant 2	DSI 4	518598	2592.99	1	22.62	24.00	1.374	-	-	0.02	0.392	0.539
	FR1 n41	100M	QPSK	1	1	DFT-SCS-30KHz	Back	0mm	Ant 1	DSI 6	518598	2592.99	1	20.43	21.70	1.340	-	-	0.09	1.480	1.983
	FR1 n41	100M	QPSK	135	69	DFT-SCS-30KHz	Back	0mm	Ant 1	DSI 6	518598	2592.99	1	20.39	21.70	1.352	-	-	-0.02	1.290	1.744
87	FR1 n41	100M	QPSK	1	1	DFT-SCS-30KHz	Top Side	0mm	Ant 1	DSI 6	518598	2592.99	1	20.43	21.70	1.340	-	-	-0.01	2.380	**3.188**
	FR1 n41	100M	QPSK	135	69	DFT-SCS-30KHz	Top Side	0mm	Ant 1	DSI 6	518598	2592.99	1	20.39	21.70	1.352	-	-	0.15	1.910	2.582
	FR1 n41	100M	QPSK	270	0	DFT-SCS-30KHz	Top Side	0mm	Ant 1	DSI 6	518598	2592.99	1	20.37	21.70	1.358	-	-	-0.09	1.550	2.105
	FR1 n41	100M	QPSK	1	1	DFT-SCS-30KHz	Back	11mm	Ant 1	DSI 4	518598	2592.99	1	22.98	24.00	1.265	-	-	-0.06	0.410	0.519
	FR1 n41	100M	QPSK	1	1	DFT-SCS-30KHz	Top Side	8mm	Ant 1	DSI 4	518598	2592.99	1	22.98	24.00	1.265	-	-	-0.11	1.180	1.492
	FR1 n41	100M	QPSK	1	1	DFT-SCS-30KHz	Bottom Side	0mm	Ant 0	DSI 6	518598	2592.99	1	19.79	21.00	1.321	-	-	-0.03	2.400	3.171
	FR1 n41	100M	QPSK	135	69	DFT-SCS-30KHz	Bottom Side	0mm	Ant 0	DSI 6	518598	2592.99	1	19.78	21.00	1.324	-	-	-0.15	1.840	2.437

	FR1 n41	100M	QPSK	270	0	DFT-SCS-30KHz	Bottom Side	0mm	Ant 0	DSI 6	518598	2592.99	1	19.77	21.00	1.327	-	-	0.08	1.460	1.938
	FR1 n41	100M	QPSK	1	1	DFT-SCS-30KHz	Bottom Side	12mm	Ant 0	DSI 4	518598	2592.99	1	22.78	24.00	1.324	-	-	-0.03	0.131	0.173
	FR1 n41	100M	QPSK	1	1	DFT-SCS-30KHz	Front	0mm	Ant 3	DSI 6	518598	2592.99	1	21.18	22.40	1.324	-	-	0.05	2.210	2.927
	FR1 n41	100M	QPSK	135	69	DFT-SCS-30KHz	Front	0mm	Ant 3	DSI 6	518598	2592.99	1	21.15	22.40	1.334	-	-	-0.02	2.390	3.187
	FR1 n41	100M	QPSK	270	0	DFT-SCS-30KHz	Front	0mm	Ant 3	DSI 6	518598	2592.99	1	21.14	22.40	1.337	-	-	-0.02	2.150	2.874
	FR1 n41	100M	QPSK	1	1	DFT-SCS-30KHz	Back	0mm	Ant 3	DSI 6	518598	2592.99	1	21.18	22.40	1.324	-	-	0.09	0.821	1.087
	FR1 n41	100M	QPSK	135	69	DFT-SCS-30KHz	Back	0mm	Ant 3	DSI 6	518598	2592.99	1	21.15	22.40	1.334	-	-	-0.06	0.835	1.113
	FR1 n41	100M	QPSK	1	1	DFT-SCS-30KHz	Top Side	0mm	Ant 3	DSI 6	518598	2592.99	1	21.18	22.40	1.324	-	-	0.08	2.059	2.727
	FR1 n41	100M	QPSK	135	69	DFT-SCS-30KHz	Top Side	0mm	Ant 3	DSI 6	518598	2592.99	1	21.15	22.40	1.334	-	-	0.01	2.148	2.864
	FR1 n41	100M	QPSK	270	0	DFT-SCS-30KHz	Top Side	0mm	Ant 3	DSI 6	518598	2592.99	1	21.14	22.40	1.337	-	-	-0.1	1.916	2.561
	FR1 n41	100M	QPSK	135	69	DFT-SCS-30KHz	Front	7mm	Ant 3	DSI 4	518598	2592.99	1	22.68	24.00	1.355	-	-	-0.15	0.375	0.508
	FR1 n41	100M	QPSK	135	69	DFT-SCS-30KHz	Back	10mm	Ant 3	DSI 4	518598	2592.99	1	22.68	24.00	1.355	-	-	0.03	0.189	0.256
	FR1 n41	100M	QPSK	135	69	DFT-SCS-30KHz	Top Side	8mm	Ant 3	DSI 4	518598	2592.99	1	22.68	24.00	1.355	-	-	-0.13	0.641	0.869
									3500MHz												
88	LTE Band 42	20M	QPSK	1	0	-	Left Side	0mm	Ant 7	DSI 6	42590	3500	1	22.75	24.00	1.334	62.9	1.006	-0.06	2.330	**3.126**
	LTE Band 42	20M	QPSK	1	0	-	Left Side	0mm	Ant 7	DSI 6	42590	3500	2	22.75	24.00	1.334	62.9	1.006	0.12	2.150	2.884
	LTE Band 42	20M	QPSK	1	0	-	Left Side	0mm	Ant 7	DSI 6	42190	3460	1	22.68	24.00	1.355	62.9	1.006	0.03	2.280	3.108
	LTE Band 42	20M	QPSK	1	0	-	Left Side	0mm	Ant 7	DSI 6	42990	3540	1	22.73	24.00	1.340	62.9	1.006	-0.06	2.210	2.978
	LTE Band 42	20M	QPSK	50	0	-	Left Side	0mm	Ant 7	DSI 6	42590	3500	1	21.74	23.00	1.337	62.9	1.006	-0.12	2.120	2.851
	LTE Band 42	20M	QPSK	50	0	-	Left Side	0mm	Ant 7	DSI 6	42190	3460	1	21.63	23.00	1.371	62.9	1.006	-0.02	1.980	2.731
	LTE Band 42	20M	QPSK	50	0	-	Left Side	0mm	Ant 7	DSI 6	42990	3540	1	21.59	23.00	1.384	62.9	1.006	0.05	1.860	2.589
	LTE Band 42	20M	QPSK	100	0	-	Left Side	0mm	Ant 7	DSI 6	42590	3500	1	21.73	23.00	1.340	62.9	1.006	-0.02	2.050	2.763
	LTE Band 42_UL CA	20M	QPSK	1	99	-	Left Side	0mm	Ant 7	DSI 6	42590+ 42788	3500+ 3519.8	1	22.71	24.00	1.346	62.9	1.006	-0.06	2.190	2.965
	FR1 n77	100M	QPSK	1	1	DFT-SCS-30KHz	Back	0mm	Ant 4	DSI 6	656000	3840	1	20.15	21.40	1.334	-	-	0.05	0.757	1.009
	FR1 n77	100M	QPSK	135	69	DFT-SCS-30KHz	Back	0mm	Ant 4	DSI 6	656000	3840	1	20.12	21.40	1.343	-	-	-0.15	0.803	1.078
89	FR1 n77	100M	QPSK	1	1	DFT-SCS-30KHz	Top Side	0mm	Ant 4	DSI 6	656000	3840	1	20.15	21.40	1.334	-	-	-0.02	2.380	**3.174**
	FR1 n77	100M	QPSK	1	1	DFT-SCS-30KHz	Top Side	0mm	Ant 4	DSI 6	656000	3840	2	20.15	21.40	1.334	-	-	0.05	2.140	2.854
	FR1 n77	100M	QPSK	135	69	DFT-SCS-30KHz	Top Side	0mm	Ant 4	DSI 6	656000	3840	1	20.12	21.40	1.343	-	-	0.03	1.920	2.578
	FR1 n77	100M	QPSK	270	0	DFT-SCS-30KHz	Top Side	0mm	Ant 4	DSI 6	656000	3840	1	20.10	21.40	1.349	-	-	0.1	1.640	2.212
	FR1 n77 PC2	100M	QPSK	1	1	DFT-SCS-30KHz	Top Side	0mm	Ant 4	DSI 6	656000	3840	1	23.11	24.40	1.346	50	1.000	0.02	2.240	3.015
	FR1 n77	100M	QPSK	135	69	DFT-SCS-30KHz	Back	10mm	Ant 4	DSI 4	656000	3840	1	22.59	24.00	1.384	-	-	0.16	0.321	0.444
	FR1 n77	100M	QPSK	1	1	DFT-SCS-30KHz	Top Side	8mm	Ant 4	DSI 4	656000	3840	1	22.65	24.00	1.365	-	-	-0.02	0.672	0.917
	FR1 n77 PC2	100M	QPSK	1	1	DFT-SCS-30KHz	Top Side	8mm	Ant 4	DSI 4	650000	3750	1	25.57	26.50	1.239	50	1.000	-0.09	0.645	0.799
	FR1 n77	100M	QPSK	1	1	DFT-SCS-30KHz	Back	0mm	Ant 5	DSI 6	656000	3840	1	21.32	22.90	1.439	-	-	0.08	0.821	1.181
	FR1 n77	100M	QPSK	135	69	DFT-SCS-30KHz	Back	0mm	Ant 5	DSI 6	656000	3840	1	21.31	22.90	1.442	-	-	0.06	0.794	1.145
	FR1 n77	100M	QPSK	1	1	DFT-SCS-30KHz	Top Side	0mm	Ant 5	DSI 6	656000	3840	1	21.32	22.90	1.439	-	-	-0.05	1.450	2.086
	FR1 n77	100M	QPSK	135	69	DFT-SCS-30KHz	Top Side	0mm	Ant 5	DSI 6	656000	3840	1	21.31	22.90	1.442	-	-	-0.17	1.500	2.163
	FR1 n77	100M	QPSK	135	69	DFT-SCS-30KHz	Top Side	0mm	Ant 5	DSI 6	656000	3840	2	21.31	22.90	1.442	-	-	0.02	0.877	1.265
	FR1 n77	100M	QPSK	270	0	DFT-SCS-30KHz	Top Side	0mm	Ant 5	DSI 6	656000	3840	1	21.30	22.90	1.445	-	-	0.05	1.420	2.053
	FR1 n77 PC2	100M	QPSK	135	69	DFT-SCS-30KHz	Top Side	0mm	Ant 5	DSI 6	650000	3750	1	24.21	25.90	1.476	50	1.000	0.13	1.430	2.110
	FR1 n77	100M	QPSK	1	1	DFT-SCS-30KHz	Back	10mm	Ant 5	DSI 4	656000	3840	1	22.27	24.00	1.489	-	-	-0.09	0.150	0.223
	FR1 n77	100M	QPSK	135	69	DFT-SCS-30KHz	Top Side	8mm	Ant 5	DSI 4	656000	3840	1	22.25	24.00	1.496	-	-	-0.18	0.301	0.450
	FR1 n77 PC2	100M	QPSK	135	69	DFT-SCS-30KHz	Top Side	8mm	Ant 5	DSI 4	650000	3750	1	25.17	26.00	1.211	50	1.000	-0.07	0.268	0.324
	FR1 n77	100M	QPSK	1	1	DFT-SCS-30KHz	Back	0mm	Ant 7	DSI 6	656000	3840	1	20.18	21.30	1.294	-	-	0.17	0.857	1.109
	FR1 n77	100M	QPSK	135	69	DFT-SCS-30KHz	Back	0mm	Ant 7	DSI 6	656000	3840	1	20.15	21.30	1.303	-	-	0.16	0.887	1.156
	FR1 n77	100M	QPSK	1	1	DFT-SCS-30KHz	Left Side	0mm	Ant 7	DSI 6	656000	3840	1	20.18	21.30	1.294	-	-	0.09	1.860	2.407
	FR1 n77	100M	QPSK	135	69	DFT-SCS-30KHz	Left Side	0mm	Ant 7	DSI 6	656000	3840	1	20.15	21.30	1.303	-	-	0.16	2.370	3.089
	FR1 n77	100M	QPSK	135	69	DFT-SCS-30KHz	Left Side	0mm	Ant 7	DSI 6	656000	3840	2	20.15	21.30	1.303	-	-	0.16	2.260	2.945
	FR1 n77	100M	QPSK	270	0	DFT-SCS-30KHz	Left Side	0mm	Ant 7	DSI 6	656000	3840	1	20.13	21.30	1.309	-	-	0.11	1.710	2.239
	FR1 n77 PC2	100M	QPSK	135	69	DFT-SCS-30KHz	Left Side	0mm	Ant 7	DSI 6	656000	3840	1	23.18	24.30	1.294	50	1.000	0.07	2.190	2.834
	FR1 n77	100M	QPSK	135	69	DFT-SCS-30KHz	Back	11mm	Ant 7	DSI 4	656000	3840	1	22.64	24.00	1.368	-	-	-0.11	0.309	0.423
	FR1 n77	100M	QPSK	135	69	DFT-SCS-30KHz	Left Side	11mm	Ant 7	DSI 4	656000	3840	1	22.64	24.00	1.368	-	-	0.03	0.501	0.685
	FR1 n77 PC2	100M	QPSK	135	69	DFT-SCS-30KHz	Left Side	11mm	Ant 7	DSI 4	656000	3840	1	25.65	27.00	1.365	50	1.000	0.1	0.526	0.718
	FR1 n77	100M	QPSK	1	1	DFT-SCS-30KHz	Right Side	0mm	Ant 8	DSI 4	656000	3840	1	22.60	24.00	1.380	-	-	0.01	2.230	3.078
	FR1 n77	100M	QPSK	1	1	DFT-SCS-30KHz	Right Side	0mm	Ant 8	DSI 4	656000	3840	2	22.60	24.00	1.380	-	-	0.03	2.100	2.899
	FR1 n77	100M	QPSK	135	69	DFT-SCS-30KHz	Right Side	0mm	Ant 8	DSI 4	656000	3840	1	22.57	24.00	1.390	-	-	0.07	1.530	2.127

	FR1 n77	100M	QPSK	270	0	DFT-SCS-30KHz	Right Side	0mm	Ant 8	DSI 4	656000	3840	1	21.52	23.00	1.406	-	-	0.15	1.290	1.814
	FR1 n77 PC2	100M	QPSK	1	1	DFT-SCS-30KHz	Right Side	0mm	Ant 8	DSI 4	656000	3840	1	25.78	27.00	1.324	50	1.000	0.07	2.140	2.834

Plot No.	Band	Mode	Test Position	Gap (mm)	Antenna	Power State	Ch.	Freq. (MHz)	Sample	Average Power (dBm)	Tune-Up Limit (dBm)	Tune-up Scaling Factor	Duty Cycle %	Duty Cycle Scaling Factor	Power Drift (dB)	Measured 10g SAR (W/kg)	Reported 10g SAR (W/kg)
2450MHz																	
	WLAN2.4GHz	802.11b 1Mbps	Front	0mm	Ant 6+3(6)	Standalone	1	2412	1	20.95	22.50	1.429	97.38	1.027	0.03	1.950	2.862
	WLAN2.4GHz	802.11b 1Mbps	Front	0mm	Ant 6+3(6)	Standalone	6	2437	1	20.93	22.50	1.435	97.38	1.027	0.18	1.920	2.831
90	WLAN2.4GHz	802.11b 1Mbps	Back	0mm	Ant 6+3(6)	Standalone	1	2412	1	20.95	22.50	1.429	97.38	1.027	-0.03	1.980	**2.906**
	WLAN2.4GHz	802.11b 1Mbps	Back	0mm	Ant 6+3(6)	Standalone	1	2412	2	20.95	22.50	1.429	97.38	1.027	0.15	1.720	2.524
	WLAN2.4GHz	802.11b 1Mbps	Back	0mm	Ant 6+3(6)	Standalone	6	2437	1	20.93	22.50	1.435	97.38	1.027	0.16	1.900	2.801
	WLAN2.4GHz	802.11b 1Mbps	Right Side	0mm	Ant 6+3(6)	Standalone	1	2412	1	20.95	22.50	1.429	97.38	1.027	-0.1	1.690	2.480
	WLAN2.4GHz	802.11b 1Mbps	Right Side	0mm	Ant 6+3(6)	Standalone	6	2437	1	20.93	22.50	1.435	97.38	1.027	0.07	1.620	2.388
	WLAN2.4GHz	802.11b 1Mbps	Top Side	0mm	Ant 6+3(6)	Standalone	1	2412	1	20.95	22.50	1.429	97.38	1.027	0.18	1.960	2.876
	WLAN2.4GHz	802.11b 1Mbps	Top Side	0mm	Ant 6+3(6)	Standalone	6	2437	1	20.93	22.50	1.435	97.38	1.027	-0.1	1.860	2.742
	WLAN2.4GHz	802.11b 1Mbps	Front	7mm	Ant 6+3(6)	Full Power	1	2412	1	22.34	24.00	1.466	97.38	1.027	0.01	0.360	0.542
	WLAN2.4GHz	802.11b 1Mbps	Back	10mm	Ant 6+3(6)	Full Power	1	2412	1	22.34	24.00	1.466	97.38	1.027	0.06	0.494	0.744
	WLAN2.4GHz	802.11b 1Mbps	Right Side	11mm	Ant 6+3(6)	Full Power	1	2412	1	22.34	24.00	1.466	97.38	1.027	0.07	0.432	0.650
	WLAN2.4GHz	802.11b 1Mbps	Top Side	8mm	Ant 6+3(6)	Full Power	1	2412	1	22.34	24.00	1.466	97.38	1.027	0.04	0.347	0.522
5000MHz																	
	WLAN5.2GHz	802.11a 6Mbps	Back	0mm	Ant 5+4(4)	Full Power	40	5200	1	18.61	20.00	1.376	99.32	1.007	0.05	0.928	1.286
91	WLAN5.2GHz	802.11a 6Mbps	Right Side	0mm	Ant 5+4(4)	Full Power	40	5200	1	18.61	20.00	1.376	99.32	1.007	-0.06	1.410	**1.953**
	WLAN5.2GHz	802.11a 6Mbps	Right Side	0mm	Ant 5+4(4)	Full Power	40	5200	2	18.61	20.00	1.376	99.32	1.007	0.15	1.350	1.870
	WLAN5.3GHz	802.11a 6Mbps	Front	0mm	Ant 5+4(5)	Full Power	56	5280	1	18.39	20.00	1.449	99.32	1.007	-0.03	0.632	0.922
	WLAN5.3GHz	802.11a 6Mbps	Back	0mm	Ant 5+4(5)	Full Power	56	5280	1	18.39	20.00	1.449	99.32	1.007	-0.15	0.571	0.833
	WLAN5.3GHz	802.11a 6Mbps	Left Side	0mm	Ant 5+4(5)	Full Power	56	5280	1	18.39	20.00	1.449	99.32	1.007	0.02	0.024	0.035
92	WLAN5.3GHz	802.11a 6Mbps	Right Side	0mm	Ant 5+4(5)	Full Power	56	5280	1	18.39	20.00	1.449	99.32	1.007	-0.07	1.160	**1.692**
	WLAN5.3GHz	802.11a 6Mbps	Top Side	0mm	Ant 5+4(5)	Full Power	56	5280	1	18.39	20.00	1.449	99.32	1.007	0.16	0.755	1.102
	WLAN5.5GHz	802.11a 6Mbps	Front	0mm	Ant 5+4(5)	Full Power	144	5720	1	18.80	20.50	1.479	99.32	1.007	0.02	0.773	1.151
	WLAN5.5GHz	802.11a 6Mbps	Back	0mm	Ant 5+4(5)	Full Power	144	5720	1	18.80	20.50	1.479	99.32	1.007	0.16	0.934	1.391
	WLAN5.5GHz	802.11a 6Mbps	Left Side	0mm	Ant 5+4(5)	Full Power	144	5720	1	18.80	20.50	1.479	99.32	1.007	-0.03	0.073	0.109
93	WLAN5.5GHz	802.11a 6Mbps	Right Side	0mm	Ant 5+4(5)	Full Power	144	5720	1	18.80	20.50	1.479	99.32	1.007	-0.02	2.120	**3.158**
	WLAN5.5GHz	802.11a 6Mbps	Right Side	0mm	Ant 5+4(5)	Full Power	144	5720	2	18.80	20.50	1.479	99.32	1.007	0.05	1.910	2.845
	WLAN5.5GHz	802.11a 6Mbps	Right Side	0mm	Ant 5+4(5)	Full Power	124	5620	1	18.41	20.00	1.442	99.32	1.007	0.07	1.870	2.716
	WLAN5.5GHz	802.11a 6Mbps	Right Side	0mm	Ant 5+4(4)	Full Power	100	5500	1	17.95	19.50	1.427	99.32	1.007	0.03	1.650	2.371
	WLAN5.5GHz	802.11a 6Mbps	Right Side	0mm	Ant 5+4(5)	Full Power	116	5580	1	18.41	20.00	1.442	99.32	1.007	-0.02	1.750	2.541
	WLAN5.5GHz	802.11a 6Mbps	Right Side	0mm	Ant 5+4(5)	Full Power	132	5660	1	18.38	20.00	1.452	99.32	1.007	0.01	1.780	2.603
	WLAN5.5GHz	802.11a 6Mbps	Right Side	0mm	Ant 5+4(4)	Full Power	140	5700	1	18.00	19.50	1.411	99.32	1.007	0.01	1.670	2.373
	WLAN5.5GHz	802.11a 6Mbps	Top Side	0mm	Ant 5+4(5)	Full Power	144	5720	1	18.80	20.50	1.479	99.32	1.007	-0.12	0.942	1.403

16.5 Repeated SAR Measurement

<1g>

Plot No.	Band	BW (MHz)	Modulation	RB Size	RB offset	Mode	Test Position	Gap (mm)	Antenna	Power State	Ch.	Freq. (MHz)	Average Power (dBm)	Tune-Up Limit (dBm)	Tune-up Scaling Factor	Duty Cycle %	Duty Cycle Scaling Factor	Power Drift (dB)	Measured 10g SAR (W/kg)	Ratio	Reported 10g SAR (W/kg)
1st	LTE Band 12	10M	QPSK	1	0	-	Right Tilted	0mm	Ant 1	DSI 2	23095	707.5	22.50	23.40	1.230	-	-	0.03	1.050	1	1.292
2nd	LTE Band 12	10M	QPSK	1	0	-	Right Tilted	0mm	Ant 1	DSI 2	23095	707.5	22.50	23.40	1.230	-	-	0.05	0.996	1.054	1.225
1st	FR1 n77	100M	QPSK	1	1	DFT-SCS-30KHz	Right Cheek	0mm	Ant 7	DSI 2	656000	3840	17.69	18.40	1.178	-	-	-0.02	1.100	1	1.295
2nd	FR1 n77	100M	QPSK	1	1	DFT-SCS-30KHz	Right Cheek	0mm	Ant 7	DSI 2	656000	3840	17.69	18.40	1.178	-	-	-0.12	1.030	1.068	1.213
1st	WLAN2.4GHz	-	-	-	-	802.11b 1Mbps	Left Cheek	0mm	Ant 6+3(6)	Standalone	6	2437	17.85	19.50	1.462	97.38	1.027	-0.06	0.928	1	1.394
2nd	WLAN2.4GHz	-	-	-	-	802.11b 1Mbps	Left Cheek	0mm	Ant 6+3(6)	Standalone	6	2437	17.85	19.50	1.462	97.38	1.027	0.03	0.916	1.013	1.376
1st	FR1 n66	40M	QPSK	1	1	DFT-SCS-15KHz	Bottom Side	5mm	Ant 2	DSI 7	349000	1745	18.65	19.40	1.189	-	-	-0.02	1.070	1	1.272
2nd	FR1 n66	40M	QPSK	1	1	DFT-SCS-15KHz	Bottom Side	5mm	Ant 2	DSI 7	349000	1745	18.65	19.40	1.189	-	-	0.02	0.986	1.085	1.172
1st	LTE Band 42	20M	QPSK	1	0	-	Left Side	5mm	Ant 7	DSI 7	42590	3500	19.67	20.70	1.268	62.9	1.006	0.04	1.020	1	1.301
2nd	LTE Band 42	20M	QPSK	1	0	-	Left Side	5mm	Ant 7	DSI 7	42590	3500	19.67	20.70	1.268	62.9	1.006	-0.05	1.01	1.010	1.288
1st	WLAN5.2GHz	-	-	-	-	802.11a 6Mbps	Back	5mm	Ant 5+4(5)	Full Power	46	5230	15.54	17.00	1.400	100	1.000	-0.17	0.829	1	1.160
2nd	WLAN5.2GHz	-	-	-	-	802.11a 6Mbps	Back	per	Ant 5+4(5)	Full Power	46	5230	15.54	17.00	1.400	100	1.000	-0.02	0.815	1.017	1.141
1st	WLAN5.8GHz	-	-	-	-	802.11a 6Mbps	Back	5mm	Ant 5+4(5)	Full Power	157	5785	18.57	20.00	1.390	99.32	1.007	-0.02	0.852	1	1.193
2nd	WLAN5.8GHz	-	-	-	-	802.11a 6Mbps	Back	5mm	Ant 5+4(5)	Full Power	157	5785	18.57	20.00	1.390	99.32	1.007	0.05	0.837	1.018	1.172
1st	WCDMA V	-	-	-	-	RMC 12.2Kbps	Back	5mm	Ant 1	DSI 3	4233	846.6	22.65	23.50	1.216	-	-	-0.07	1.080	1	1.313
2nd	WCDMA V	-	-	-	-	RMC 12.2Kbps	Back	5mm	Ant 1	DSI 3	4233	846.6	22.65	23.50	1.216	-	-	-0.02	0.987	1.094	1.200
1st	GSM1900	-	-	-	-	GPRS (3 Tx slots)	Back	5mm	Ant 1	DSI 3	810	1909.8	23.36	24.10	1.186	-	-	0.07	1.100	1	1.304
2nd	GSM1900	-	-	-	-	GPRS (3 Tx slots)	Back	5mm	Ant 1	DSI 3	810	1909.8	23.36	24.10	1.186	-	-	0.06	1.020	1.078	1.209
1st	LTE Band 41	20M	QPSK	1	0	-	Front	5mm	Ant 2	DSI 3	41490	2680	21.43	22.30	1.222	62.9	1.006	-0.12	1.090	1	1.340
2nd	LTE Band 41	20M	QPSK	1	0	-	Front	5mm	Ant 2	DSI 3	41490	2680	21.43	22.30	1.222	62.9	1.006	0.03	1.010	1.079	1.241

<10g>

Plot No.	Band	BW (MHz)	Modulation	RB Size	RB offset	Mode	Test Position	Gap (mm)	Antenna	Power State	Ch.	Freq. (MHz)	Average Power (dBm)	Tune-Up Limit (dBm)	Tune-up Scaling Factor	Duty Cycle %	Duty Cycle Scaling Factor	Power Drift (dB)	Measured 10g SAR (W/kg)	Ratio	Reported 10g SAR (W/kg)
1st	FR1 n66	40M	QPSK	108	54	DFT-SCS-15KHz	Front	0mm	Ant 2	DSI 6	349000	1745	22.58	23.60	1.265	-	-	-0.03	2.580	1	3.263
2nd	FR1 n66	40M	QPSK	108	54	DFT-SCS-15KHz	Front	0mm	Ant 2	DSI 6	349000	1745	22.58	23.60	1.265	-	-	-0.15	2.460	1.049	3.111
1st	WCDMA II	-	-	-	-	RMC 12.2Kbps	Top Side	0mm	Ant 1	DSI 6	9400	1880	18.81	19.80	1.256	-	-	-0.06	2.550	1	3.203
2nd	WCDMA II	-	-	-	-	RMC 12.2Kbps	Top Side	0mm	Ant 1	DSI 6	9400	1880	18.81	19.80	1.256	-	-	0.03	2.460	1.037	3.090
1st	LTE Band 7	20M	QPSK	1	0	-	Top Side	0mm	Ant 1	DSI 6	20850	2510	20.19	21.20	1.262	-	-	0.02	2.530	1	3.192
2nd	LTE Band 7	20M	QPSK	1	0	-	Top Side	0mm	Ant 1	DSI 6	20850	2510	20.19	21.20	1.262	-	-	0.06	2.410	1.050	3.041
1st	LTE Band 42	20M	QPSK	1	0	-	Left Side	0mm	Ant 7	DSI 6	42590	3500	22.75	24.00	1.334	62.9	1.006	-0.06	2.330	1	3.126
2nd	LTE Band 42	20M	QPSK	1	0	-	Left Side	0mm	Ant 7	DSI 6	42590	3500	22.75	24.00	1.334	62.9	1.006	0.01	2.12	1.099	2.844
1st	FR1 n77	100M	QPSK	1	1	DFT-SCS-30KHz	Top Side	0mm	Ant 4	DSI 6	656000	3840	20.15	21.40	1.334	-	-	-0.02	2.380	1	3.174
2nd	FR1 n77	100M	QPSK	1	1	DFT-SCS-30KHz	Top Side	0mm	Ant 4	DSI 6	656000	3840	20.15	21.40	1.334	-	-	-0.04	2.07	1.150	2.760
1st	WLAN5GHz	-	-	-	-	802.11a 6Mbps	Right Side	0mm	Ant 5+4(5)	Full Power	144	5720	18.80	20.50	1.479	99.32	1.007	-0.02	2.120	1	3.158
2nd	WLAN5GHz	-	-	-	-	802.11a 6Mbps	Right Side	0mm	Ant 5+4(5)	Full Power	144	5720	18.80	20.50	1.479	99.32	1.007	0.02	2.050	1.034	3.054

General Note:

1. Per KDB 865664 D01v01r04, for each frequency band, repeated SAR measurement is required only when the measured SAR is ≥0.8W/kg.
2. Per KDB 865664 D01v01r04, if the ratio among the repeated measurement is ≤ 1.2 and the measured SAR <1.45W/kg, only one repeated measurement is required.
3. Per KDB 865664 D01v01r04, if the extremity repeated SAR is necessary, the same procedures should be adapted for measurements according to extremity and occupational exposure limits by applying a factor of 2.5 for extremity exposure and a factor of 5 for occupational exposure to the corresponding SAR thresholds.
4. The ratio is the difference in percentage between original and repeated *measured SAR*.
5. All measurement SAR result is scaled-up to account for tune-up tolerance and is compliant.

16.6 TDD 5GNR&LTE Linearity Data Analysis

General Note:

This device support Power Class 2 and Power Class 3 operations for LTE Band 41 and TDD n77. The highest available duty cycle for Power Class 2 operation is 43.3% using UL-DL configuration 1. Per FCC Guidance based on the device behavior, all SAR tests were performed using Power Class 3. Power Class 2 is tested using the highest SAR test configuration in Power Class 3 for each LTE configuration and exposure condition combination, according to the highest time averaged power for all applicable uplink-downlink configurations in Power Class 2. When the reported SAR vs. output power is linearly scaled with < 10% discrepancy between power classes and all reported SAR are < 1.4 W/kg for 1g and < 3.5 W/kg for 10g, Separate SAR testing for Power Class 2 is not required.

LTE B41-Linearity Data for Head Ant 2			LTE B41-Linearity Data for Head Ant 1		
	LTE B41 (Power Class 3)	LTE B41 (Power Class 2)		LTE B41 (Power Class 3)	LTE B41 (Power Class 2)
Maximum Tune up Power (dBm)	24.00	27.00	Maximum Tune up Power (dBm)	20.00	21.60
Reported 1g SAR (W/kg)	0.219	0.304	Reported 1g SAR (W/kg)	1.335	1.262
Duty Cycle	63.30%	43.30%	Duty Cycle	63.30%	43.30%
Frame Averaged (mW)	159.00	217.01	Frame Averaged (mW)	63.30	62.59
Linearity SAR (W/kg)	0.299		Linearity SAR (W/kg)	1.320	
% deviation from expected linearity		1.71%	% deviation from expected linearity		-4.39%
LTE B41-Linearity Data for Body-worn Ant 2			**LTE B41-Linearity Data for Body-worn Ant 1**		
	LTE B41 (Power Class 3)	LTE B41 (Power Class 2)		LTE B41 (Power Class 3)	LTE B41 (Power Class 2)
Maximum Tune up Power (dBm)	22.30	23.90	Maximum Tune up Power (dBm)	22.60	24.20
Reported 1g SAR (W/kg)	1.340	1.258	Reported 1g SAR (W/kg)	1.305	1.290
Duty Cycle	63.30%	43.30%	Duty Cycle	63.30%	43.30%
Frame Averaged (mW)	107.50	106.29	Frame Averaged (mW)	115.19	113.89
Linearity SAR (W/kg)	1.325		Linearity SAR (W/kg)	1.290	
% deviation from expected linearity		-5.05%	% deviation from expected linearity		-0.02%
LTE B41-Linearity Data for Hotspot Ant 2			**LTE B41-Linearity Data for Hotspot Ant 1**		
	LTE B41 (Power Class 3)	LTE B41 (Power Class 2)		LTE B41 (Power Class 3)	LTE B41 (Power Class 2)
Maximum Tune up Power (dBm)	21.70	23.30	Maximum Tune up Power (dBm)	19.00	20.60
Reported 1g SAR (W/kg)	1.312	1.298	Reported 1g SAR (W/kg)	1.303	1.224
Duty Cycle	63.30%	43.30%	Duty Cycle	63.30%	43.30%
Frame Averaged (mW)	93.63	92.57	Frame Averaged (mW)	50.28	49.72
Linearity SAR (W/kg)	1.297		Linearity SAR (W/kg)	1.288	
% deviation from expected linearity		0.06%	% deviation from expected linearity		-4.99%
LTE B41-Linearity Data for Extremity Ant 2			**LTE B41-Linearity Data for Extremity Ant 1**		
	LTE B41 (Power Class 3)	LTE B41 (Power Class 2)		LTE B41 (Power Class 3)	LTE B41 (Power Class 2)
Maximum Tune up Power (dBm)	22.80	24.40	Maximum Tune up Power (dBm)	23.00	24.60
Reported 10g SAR (W/kg)	3.236	3.165	Reported 10g SAR (W/kg)	3.242	3.100
Duty Cycle	63.30%	43.30%	Duty Cycle	63.30%	43.30%
Frame Averaged (mW)	120.62	119.26	Frame Averaged (mW)	126.30	124.88
Linearity SAR (W/kg)	3.200		Linearity SAR (W/kg)	3.206	
% deviation from expected linearity		-1.08%	% deviation from expected linearity		-3.29%
FR1 n77 Part 27O (HPUE)-Linearity Data for Head Ant 4			**FR1 n77 Part 27O (HPUE)-Linearity Data for Head Ant 5**		
	FR1 n77 (Power Class 3)	FR1 n77 (Power Class 2)		FR1 n77 (Power Class 3)	FR1 n77 (Power Class 2)
Maximum Tune up Power (dBm)	20.80	23.80	Maximum Tune up Power (dBm)	19.70	22.70
Reported 1g SAR (W/kg)	1.243	1.130	Reported 1g SAR (W/kg)	1.275	1.173
Duty Cycle	100.00%	50.00%	Duty Cycle	100.00%	50.00%
Frame Averaged (mW)	120.23	119.94	Frame Averaged (mW)	93.33	93.10
Linearity SAR (W/kg)	1.240		Linearity SAR (W/kg)	1.272	
% deviation from expected linearity		-8.88%	% deviation from expected linearity		-7.78%
FR1 n77 Part 27O (HPUE)-Linearity Data for Body-worn Ant 4			**FR1 n77 Part 27O (HPUE)-Linearity Data for Body-worn Ant 5**		
	FR1 n77	FR1 n77		FR1 n77	FR1 n77

	(Power Class 3)	(Power Class 2)		(Power Class 3)	(Power Class 2)
Maximum Tune up Power (dBm)	20.60	23.60	Maximum Tune up Power (dBm)	20.20	23.20
Reported 1g SAR (W/kg)	1.278	1.269	Reported 1g SAR (W/kg)	0.974	0.945
Duty Cycle	100.00%	50.00%	Duty Cycle	100.00%	50.00%
Frame Averaged (mW)	114.82	114.54	Frame Averaged (mW)	104.71	104.46
Linearity SAR (W/kg)	1.275		Linearity SAR (W/kg)	0.972	
% deviation from expected linearity		-0.47%	% deviation from expected linearity		-2.75%
FR1 n77 Part 27O (HPUE)-Linearity Data for Hotspot Ant 4			**FR1 n77 Part 27O (HPUE)-Linearity Data for Hotspot Ant 5**		
	FR1 n77 (Power Class 3)	FR1 n77 (Power Class 2)		FR1 n77 (Power Class 3)	FR1 n77 (Power Class 2)
Maximum Tune up Power (dBm)	17.60	20.60	Maximum Tune up Power (dBm)	19.40	22.40
Reported 1g SAR (W/kg)	1.288	1.257	Reported 1g SAR (W/kg)	0.775	0.750
Duty Cycle	100.00%	50.00%	Duty Cycle	100.00%	50.00%
Frame Averaged (mW)	57.54	57.41	Frame Averaged (mW)	87.10	86.89
Linearity SAR (W/kg)	1.285		Linearity SAR (W/kg)	0.773	
% deviation from expected linearity		-2.18%	% deviation from expected linearity		-3.00%
FR1 n77 Part 27O (HPUE)-Linearity Data for Extremity Ant 4			**FR1 n77 Part 27O (HPUE)-Linearity Data for Extremity Ant 5**		
	FR1 n77 (Power Class 3)	FR1 n77 (Power Class 2)		FR1 n77 (Power Class 3)	FR1 n77 (Power Class 2)
Maximum Tune up Power (dBm)	21.40	24.40	Maximum Tune up Power (dBm)	22.90	25.90
Reported 10g SAR (W/kg)	3.174	3.015	Reported 10g SAR (W/kg)	2.163	2.110
Duty Cycle	100.00%	50.00%	Duty Cycle	100.00%	50.00%
Frame Averaged (mW)	138.04	137.71	Frame Averaged (mW)	194.98	194.52
Linearity SAR (W/kg)	3.166		Linearity SAR (W/kg)	2.158	
% deviation from expected linearity		-4.78%	% deviation from expected linearity		-2.22%

LTE B41-Linearity Data for Head Ant 0			**LTE B41-Linearity Data for Head Ant 3**		
	LTE B41 (Power Class 3)	LTE B41 (Power Class 2)		LTE B41 (Power Class 3)	LTE B41 (Power Class 2)
Maximum Tune up Power (dBm)	24.00	27.00	Maximum Tune up Power (dBm)	19.90	21.50
Reported 1g SAR (W/kg)	0.071	0.096	Reported 1g SAR (W/kg)	1.308	1.206
Duty Cycle	63.30%	43.30%	Duty Cycle	63.30%	43.30%
Frame Averaged (mW)	159.00	217.01	Frame Averaged (mW)	61.86	61.16
Linearity SAR (W/kg)	0.097		Linearity SAR (W/kg)	1.293	
% deviation from expected linearity		-0.93%	% deviation from expected linearity		-6.75%
LTE B41-Linearity Data for Body-worn Ant 0			**LTE B41-Linearity Data for Body-worn Ant 3**		
	LTE B41 (Power Class 3)	LTE B41 (Power Class 2)		LTE B41 (Power Class 3)	LTE B41 (Power Class 2)
Maximum Tune up Power (dBm)	23.80	25.40	Maximum Tune up Power (dBm)	23.00	26.00
Reported 1g SAR (W/kg)	1.315	1.177	Reported 1g SAR (W/kg)	0.872	1.107
Duty Cycle	63.30%	43.30%	Duty Cycle	63.30%	43.30%
Frame Averaged (mW)	151.85	150.14	Frame Averaged (mW)	126.30	172.38
Linearity SAR (W/kg)	1.300		Linearity SAR (W/kg)	1.190	
% deviation from expected linearity		-9.48%	% deviation from expected linearity		-6.99%
LTE B41-Linearity Data for Hotspot Ant 0			**LTE B41-Linearity Data for Hotspot Ant 3**		
	LTE B41 (Power Class 3)	LTE B41 (Power Class 2)		LTE B41 (Power Class 3)	LTE B41 (Power Class 2)
Maximum Tune up Power (dBm)	21.50	23.10	Maximum Tune up Power (dBm)	19.50	21.10
Reported 1g SAR (W/kg)	1.315	1.221	Reported 1g SAR (W/kg)	1.307	1.233
Duty Cycle	63.30%	43.30%	Duty Cycle	63.30%	43.30%
Frame Averaged (mW)	89.41	88.41	Frame Averaged (mW)	56.42	55.78
Linearity SAR (W/kg)	1.300		Linearity SAR (W/kg)	1.292	
% deviation from expected linearity		-6.09%	% deviation from expected linearity		-4.59%
LTE B41-Linearity Data for Extremity Ant 0			**LTE B41-Linearity Data for Extremity Ant 3**		
	LTE B41 (Power Class	LTE B41 (Power Class 2)		LTE B41 (Power	LTE B41 (Power Class 2)

	3)			Class 3)	
Maximum Tune up Power (dBm)	24.00	26.20	Maximum Tune up Power (dBm)	23.00	25.50
Reported 10g SAR (W/kg)	2.873	2.952	Reported 10g SAR (W/kg)	2.619	2.892
Duty Cycle	63.30%	43.30%	Duty Cycle	63.30%	43.30%
Frame Averaged (mW)	159.00	180.50	Frame Averaged (mW)	126.30	153.63
Linearity SAR (W/kg)	3.262		Linearity SAR (W/kg)	3.186	
% deviation from expected linearity		-9.49%	% deviation from expected linearity		-9.22%
FR1 n77 Part 27O (HPUE)-Linearity Data for Head Ant 7			**FR1 n77 Part 27O (HPUE)-Linearity Data for Head Ant 8**		
	FR1 n77 (Power Class 3)	FR1 n77 (Power Class 2)		FR1 n77 (Power Class 3)	FR1 n77 (Power Class 2)
Maximum Tune up Power (dBm)	18.40	21.40	Maximum Tune up Power (dBm)	24.00	27.00
Reported 1g SAR (W/kg)	1.295	1.181	Reported 1g SAR (W/kg)	0.354	0.329
Duty Cycle	100.00%	50.00%	Duty Cycle	100.00%	50.00%
Frame Averaged (mW)	69.18	69.02	Frame Averaged (mW)	251.19	250.59
Linearity SAR (W/kg)	1.292		Linearity SAR (W/kg)	0.353	
% deviation from expected linearity		-8.59%	% deviation from expected linearity		-6.84%
FR1 n77 Part 27O (HPUE)-Linearity Data for Body-worn Ant 7			**FR1 n77 Part 27O (HPUE)-Linearity Data for Body-worn Ant 8**		
	FR1 n77 (Power Class 3)	FR1 n77 (Power Class 2)		FR1 n77 (Power Class 3)	FR1 n77 (Power Class 2)
Maximum Tune up Power (dBm)	20.00	23.00	Maximum Tune up Power (dBm)	24.00	27.00
Reported 1g SAR (W/kg)	1.290	1.196	Reported 1g SAR (W/kg)	0.756	0.708
Duty Cycle	100.00%	50.00%	Duty Cycle	100.00%	50.00%
Frame Averaged (mW)	100.00	99.76	Frame Averaged (mW)	251.19	250.59
Linearity SAR (W/kg)	1.287		Linearity SAR (W/kg)	0.754	
% deviation from expected linearity		-7.07%	% deviation from expected linearity		-6.13%
FR1 n77 Part 27O (HPUE)-Linearity Data for Hotspot Ant 7			**FR1 n77 Part 27O (HPUE)-Linearity Data for Hotspot Ant 8**		
	FR1 n77 (Power Class 3)	FR1 n77 (Power Class 2)		FR1 n77 (Power Class 3)	FR1 n77 (Power Class 2)
Maximum Tune up Power (dBm)	17.10	20.10	Maximum Tune up Power (dBm)	22.60	25.60
Reported 1g SAR (W/kg)	1.282	1.169	Reported 1g SAR (W/kg)	1.233	1.157
Duty Cycle	100.00%	50.00%	Duty Cycle	100.00%	50.00%
Frame Averaged (mW)	51.29	51.16	Frame Averaged (mW)	181.97	181.54
Linearity SAR (W/kg)	1.279		Linearity SAR (W/kg)	1.230	
% deviation from expected linearity		-8.60%	% deviation from expected linearity		-5.94%
FR1 n77 Part 27O (HPUE)-Linearity Data for Extremity Ant 7			**FR1 n77 Part 27O (HPUE)-Linearity Data for Extremity Ant 8**		
	FR1 n77 (Power Class 3)	FR1 n77 (Power Class 2)		FR1 n77 (Power Class 3)	FR1 n77 (Power Class 2)
Maximum Tune up Power (dBm)	21.30	24.30	Maximum Tune up Power (dBm)	24.00	27.00
Reported 10g SAR (W/kg)	3.089	2.834	Reported 10g SAR (W/kg)	3.078	2.834
Duty Cycle	100.00%	50.00%	Duty Cycle	100.00%	50.00%
Frame Averaged (mW)	134.90	134.58	Frame Averaged (mW)	251.19	250.59
Linearity SAR (W/kg)	3.082		Linearity SAR (W/kg)	3.071	
% deviation from expected linearity		-8.04%	% deviation from expected linearity		-7.71%

Sensor off

LTE B41-Linearity Data for Body-worn Ant 2			**LTE B41-Linearity Data for Body-worn Ant 1**		
	LTE B41 (Power Class 3)	LTE B41 (Power Class 2)		LTE B41 (Power Class 3)	LTE B41 (Power Class 2)
Maximum Tune up Power (dBm)	24.00	27.00	Maximum Tune up Power (dBm)	24.00	27.00
Reported 1g SAR (W/kg)	0.355	0.446	Reported 1g SAR (W/kg)	0.344	0.432
Duty Cycle	63.30%	43.30%	Duty Cycle	63.30%	43.30%
Frame Averaged (mW)	159.00	217.01	Frame Averaged (mW)	159.00	217.01
Linearity SAR (W/kg)	0.485		Linearity SAR (W/kg)	0.470	
% deviation from expected linearity		-7.95%	% deviation from expected linearity		-7.99%
LTE B41-Linearity Data for Extremity Ant 2			**LTE B41-Linearity Data for Extremity Ant 1**		
	LTE B41	LTE B41		LTE B41	LTE B41

	(Power Class 3)	(Power Class 2)		(Power Class 3)	(Power Class 2)
Maximum Tune up Power (dBm)	24.00	27.00	Maximum Tune up Power (dBm)	24.00	27.00
Reported 10g SAR (W/kg)	0.549	0.675	Reported 10g SAR (W/kg)	1.621	2.095
Duty Cycle	63.30%	43.30%	Duty Cycle	63.30%	43.30%
Frame Averaged (mW)	159.00	217.01	Frame Averaged (mW)	159.00	217.01
Linearity SAR (W/kg)	0.749		Linearity SAR (W/kg)	2.212	
% deviation from expected linearity		-9.92%	% deviation from expected linearity		-5.31%

FR1 n77 Part 27O (HPUE)-Linearity Data for Body-worn Ant 4			FR1 n77 Part 27O (HPUE)-Linearity Data for Body-worn Ant 5		
	FR1 n77 (Power Class 3)	FR1 n77 (Power Class 2)		FR1 n77 (Power Class 3)	FR1 n77 (Power Class 2)
Maximum Tune up Power (dBm)	24.00	26.50	Maximum Tune up Power (dBm)	24.00	26.00
Reported 1g SAR (W/kg)	0.323	0.263	Reported 1g SAR (W/kg)	0.229	0.188
Duty Cycle	100.00%	50.00%	Duty Cycle	100.00%	50.00%
Frame Averaged (mW)	251.19	223.34	Frame Averaged (mW)	251.19	199.05
Linearity SAR (W/kg)	0.287		Linearity SAR (W/kg)	0.181	
% deviation from expected linearity		-8.42%	% deviation from expected linearity		3.60%

FR1 n77 Part 27O (HPUE)-Linearity Data for Extremity Ant 4			FR1 n77 Part 27O (HPUE)-Linearity Data for Extremity Ant 5		
	FR1 n77 (Power Class 3)	FR1 n77 (Power Class 2)		FR1 n77 (Power Class 3)	FR1 n77 (Power Class 2)
Maximum Tune up Power (dBm)	24.00	26.50	Maximum Tune up Power (dBm)	24.00	26.00
Reported 10g SAR (W/kg)	0.917	0.799	Reported 10g SAR (W/kg)	0.450	0.324
Duty Cycle	100.00%	50.00%	Duty Cycle	100.00%	50.00%
Frame Averaged (mW)	251.19	223.34	Frame Averaged (mW)	251.19	199.05
Linearity SAR (W/kg)	0.815		Linearity SAR (W/kg)	0.357	
% deviation from expected linearity		-2.00%	% deviation from expected linearity		-9.14%

LTE B41-Linearity Data for Body-worn Ant 0		
	LTE B41 (Power Class 3)	LTE B41 (Power Class 2)
Maximum Tune up Power (dBm)	24.00	27.00
Reported 1g SAR (W/kg)	0.083	0.119
Duty Cycle	63.30%	43.30%
Frame Averaged (mW)	159.00	217.01
Linearity SAR (W/kg)	0.113	
% deviation from expected linearity		5.05%

LTE B41-Linearity Data for Extremity Ant 0		
	LTE B41 (Power Class 3)	LTE B41 (Power Class 2)
Maximum Tune up Power (dBm)	24.00	27.00
Reported 10g SAR (W/kg)	0.284	0.368
Duty Cycle	63.30%	43.30%
Frame Averaged (mW)	159.00	217.01
Linearity SAR (W/kg)	0.388	
% deviation from expected linearity		-5.06%

LTE B41-Linearity Data for Extremity Ant 3		
	LTE B41 (Power Class 3)	LTE B41 (Power Class 2)
Maximum Tune up Power (dBm)	23.00	26.00
Reported 10g SAR (W/kg)	0.893	1.224
Duty Cycle	63.30%	43.30%
Frame Averaged (mW)	126.30	172.38
Linearity SAR (W/kg)	1.219	
% deviation from expected linearity		0.43%

FR1 n77 Part 27O (HPUE)-Linearity Data for Body-worn Ant 7		
	FR1 n77 (Power Class 3)	FR1 n77 (Power Class 2)
Maximum Tune up Power (dBm)	24.00	27.00
Reported 1g SAR (W/kg)	0.397	0.362
Duty Cycle	100.00%	50.00%
Frame Averaged (mW)	251.19	250.59
Linearity SAR (W/kg)	0.396	
% deviation from expected linearity		-8.60%

FR1 n77 Part 27O (HPUE)-Linearity Data for Extremity Ant 7		
	FR1 n77 (Power Class 3)	FR1 n77 (Power Class 2)

Maximum Tune up Power (dBm)	24.00	27.00
Reported 10g SAR (W/kg)	0.685	0.718
Duty Cycle	100.00%	50.00%
Frame Averaged (mW)	251.19	250.59
Linearity SAR (W/kg)	0.683	
% deviation from expected linearity		5.07%

17. Simultaneous Transmission Analysis

No.	Simultaneous Transmission Configurations	Portable Handset			
		Head	Body-worn	Hotspot	Product specific 10g SAR
1.	WWAN + WLAN2.4GHz	Yes	Yes	Yes	Yes
2.	WWAN + WLAN5GHz	Yes	Yes	Yes	Yes
3.	WWAN + WLAN6GHz	Yes	Yes	Yes	Yes
4.	WWAN + Bluetooth	Yes	Yes	Yes	Yes
5.	WLAN5GHz+ Bluetooth	Yes	Yes	Yes	Yes
6.	WLAN6GHz+ Bluetooth	Yes	Yes	Yes	Yes
7.	WLAN2.4GHz + WLAN5GHz	Yes	Yes	Yes	Yes
8.	WLAN2.4GHz + WLAN6GHz	Yes	Yes	Yes	Yes
9.	WWAN + WLAN5GHz+ Bluetooth	Yes	Yes	Yes	Yes
10.	WWAN + WLAN6GHz+ Bluetooth	Yes	Yes	Yes	Yes
11.	WWAN + WLAN2.4GHz + WLAN5GHz	Yes	Yes	Yes	Yes
12.	WWAN + WLAN2.4GHz + WLAN6GHz	Yes	Yes	Yes	Yes
13.	WWAN + WLAN2.4GHz+ NFC				Yes
14.	WWAN + WLAN5GHz+ NFC				Yes
15.	WWAN + WLAN6GHz+ NFC				Yes
16.	WWAN + Bluetooth+ NFC				Yes
17.	WLAN5GHz+ Bluetooth+ NFC				Yes
18.	WLAN6GHz+ Bluetooth+ NFC				Yes
19.	WLAN2.4GHz + WLAN5GHz+ NFC				Yes
20.	WLAN2.4GHz + WLAN6GHz+ NFC				Yes
21.	WWAN + WLAN5GHz+ Bluetooth+ NFC				Yes
22.	WWAN + WLAN6GHz+ Bluetooth+ NFC				Yes
23.	WWAN + WLAN2.4GHz + WLAN5GHz+ NFC				Yes
24.	WWAN + WLAN2.4GHz + WLAN6GHz+ NFC				Yes

General Note:

1. This device supports VoIP in GPRS, EGPRS, WCDMA, LTE and 5GNR (e.g. for 3rd-party VoIP), LTE supports VoLTE operation.
2. WWAN above includes 5G NR bands and EN-DC combination.
3. EUT will choose each GSM, WCDMA, LTE and 5GNR according to the network signal condition; therefore, they will not operate simultaneously at any moment.
4. This device 2.4GHz WLAN support hotspot operation and Bluetooth support tethering applications.
5. This device 5.2GHz WLAN/5.8GHz WLAN support hotspot operation, and 5.2GHz WLAN/5.8GHz WLAN supports WLAN Direct (GC/GO), and 5.3GHz / 5.5GHz supports WLAN Direct (GC only). WLAN6GHz has no hotspot function.
6. The worst case 5 GHz WLAN SAR for each configuration was used for SAR summation.
7. According to the EUT characteristic, WLAN 5GHz/6GHz and Bluetooth can transmit simultaneously.
8. According to the EUT characteristic, WLAN 5GHz/6GHz and WLAN 2.4GHz can transmit simultaneously.
9. According to the EUT characteristic, WLAN 5GHz and WLAN 6GHz can't transmit simultaneously.
10. According to the EUT characteristic, WLAN 2.4GHz and Bluetooth cannot transmit simultaneously.
11. NFC can transmit simultaneously with other Radios in extremity exposure condition.
12. For Headset SAR and non-Headset SAR always chose higher SAR to do co-located analysis.
13. The maximum SAR summation is calculated based on the same configuration and test position.
14. Qualcomm Smart Transmit algorithm support to WWAN/WLAN/BT except NFC and UWB. And This device has support 2 Antenna groups. Each antenna group has controlled the total RF exposure from all transmitter to not exceed FCC limit. Therefore, in this report, it is evaluated whether the sum of the groups of each antenna does not exceed FCC limit or spatial separation is applied. In addition, each antenna group need to satisfy simultaneous transmission analysis with External radios (NFC and UWB) in this report.
15. Per KDB 447498 D01v06, simultaneous transmission SAR is compliant if,
    i) 1g Scalar SAR summation < 1.6W/kg and 10g Scalar SAR summation < 4.0W/kg.
    ii) SPLSR = (SAR1 + SAR2)^1.5 / (min. separation distance, mm), and the peak separation distance is determined from the square root of [(x1-x2)2 + (y1-y2)2 + (z1-z2)2], where (x1, y1, z1) and (x2, y2, z2) are the coordinates of the extrapolated peak SAR locations in the zoom scan.

iii) If SPLSR ≤ 0.04 for 1g SAR and SPLSR≤ 0.10 for 10g SAR, simultaneously transmission SAR measurement is not necessary.
iv) Simultaneously transmission SAR measurement, and the reported multi-band 1g SAR < 1.6W/kg and 10g SAR < 4.0W/kg.
v) The SPLSR calculated results please refer to section 17.6.

16. The WLAN6GHz Sim-Tx analysis guidance with other transmitters was based on SAR test results. The simultaneous transmission and test exemption analysis were compliant with KDB 447498 D01. For the device does not support FR2 or other MPE field measurement, therefore section 17 in the SAR report has no TER analysis according to KDB 987594 requirement.
17. The simultaneous transmission analysis, considering UWB power is very smaller and no risk, the contribution of UWB to the total TER can be neglected.

17.1 5G NR + LTE + WLAN + BT Sim-Tx analysis

In 5G NR + LTE + WLAN + BT simultaneous transmission, 5G NR and LTE transmission are managed and controlled by Qualcomm® Smart Transmit, while the RF exposure from WLAN and BT radios is managed using legacy approach, i.e., through a fixed power back-off if needed.

Since WLAN and BT do not employ time-averaging, 1gSAR and 10gSAR measurement for WLAN and BT need to be conducted at their corresponding rated power following current FCC test procedures to determine reported SAR values.

Smart Transmit current implementation assumes hotspots from 5G NR and LTE are collocated. Therefore, for a total of 100% exposure margin, if LTE uses x%, then the exposure margin left for 5G NR is capped to (100-x)%. Thus, the compliance equation for LTE + 5G NR is

$$x\% * A + (100-x)\% * B \leq 1.0,$$

Where, A is normalized reported time-averaged SAR exposure ratio from LTE, and A ≤ 1.0; B is normalized reported time-averaged exposure ratio from 5G NR (i.e. SAR exposure for 5G FR1), and B ≤1.0.

Let C = normalized reported SAR exposure ratio from WLAN+BT, then for compliance,

$$x\% * A + (100-x)\% * B + C \leq 1.0 \qquad (1)$$

$$x\% * A + (100-x)\% * B \leq x\% * \max(A, B) + (100-x)\% * \max(A, B) \leq \max(A, B)$$

$$x\% * A + (100-x)\% * B + C \leq \max(A, B) + C \leq 1.0 \qquad (2)$$

If A + C ≤ 1.0 and B + C ≤ 1.0 can be proven, then “x% * A + (100-x)% * B + C ≤ 1.0”. Therefore simultaneous transmission analysis for 5G NR + LTE + WLAN + BT can be performed in two steps

Step 1: Prove total exposure ratio (TER) of LTE + WLAN + BT < 1
Step 2: Prove total exposure ratio (TER) of 5G NR + WLAN + BT < 1

Else, if A + C > 1.0 and/or B + C > 1.0, then the followings need to hold true for compliance:
i. A and C are decoupled based on the SPLSR criteria, and
ii. (100-x)% * B + C ≤ 1.0, and
iii. x% * A + (100-x)% * B ≤ 1.0
Note iii. is covered in Part 2 report; i. and ii. should be addressed in Part 2 report.

Above analysis is also apply to LTE/NR inter-band uplink CA, LTE(NR)1 + LTE(NR)2 + WLAN + BT simultaneous transmission, so inter-band uplink CA no need to do additional simultaneously analysis again. Only required comply with total exposure ratio (TER) of LTE/NR + WLAN + BT < 1.

Since the 2nd generation of Smart Transmit (GEN2) operates based on pre-defined sub6 antenna groups (AG, simultaneous transmission compliance was evaluated individually with all antenna groups of each antenna, more detailed please refer to section 17.2.

17.2 Sub6 Antenna Groups

The 2nd generation of Smart Transmit (GEN2) operates based on pre-defined sub6 antenna groups (AG). Sub6 Tx antennas in the device are grouped based on spatial variation of RF exposure distributions, where the RF exposure of one AG is mutually exclusive from other AG. This is accomplished by demonstrating below conditions for all exposure positions under each DSI for a given exposure category.

(a) Case 1: Sum of SAR of one antenna from each of the sub6 AGs and the RF exposure from radios outside Smart Transmit is less than regulatory limits for each supported DSI. This condition must be demonstrated for all antenna combinations of sub6 AGs.

i. For a given DSI, obtain the highest *reported* SAR for each antenna out of all supported technologies and frequency bands. Obtain the maximum *reported* SAR for each AG by taking the maximum out of *reported* SAR for all antennas belonging to each AG.

ii. Demonstrate that the sum of maximum reported SAR (normalized to regulatory limit) from each of the sub6 AGs and the sum of reported SAR (normalized to regulatory limit) from all supported radios outside of Smart Transmit should be less than 1.0

(b) Case 2: If the Case 1 is NOT met, then for a given antenna grouping scheme plus external radios/antennas (ERs) (referred to as 'configuration'), demonstrate all AG pairs, all ER pairs and all (AG, ER) pairs in the configuration meet SPLSR criteria (Section 4.3.2 (c) in FCC KDB 447498 D01 v06) for each exposure position under each supported DSI. For a given exposure position under a given DSI, prove all AG pairs, all ER pairs and all (AG, ER) pairs (if there are external radios outside Smart Transmit) in the configuration meet SPLSR.

This device supports two sub6 AG: AG0 and AG1, the detailed please refer to the below table:

Antenna Group 0 (AG0)	ANT1 & ANT3& ANT4 & ANT5 & ANT6 & ANT7
Antenna Group 1 (AG1)	ANT0 & ANT2 & ANT8

The conditions are verified through the following criterias:

i) (SAR1 + SAR2 criteria): If SPLSR criteria is not used, then the highest reported SAR at *Plimit* for each antenna should be obtained out of all supported technologies and frequency bands for each DSI. Demonstrate that the sum of reported SAR of one antenna from each of the sub6 AGs and the sum of RF exposure from all supported radios outside of Smart Transmit should be less than the regulatory limit as given below for each DSI.

Û in the worst-case reported SAR for each antenna group (i.e., maximum *reported* SAR at *Plimit* out of all supported technologies, frequency bands and antennas in AG0 and AG1), denoted as max.SAR.AG0 and max.SAR.AG1, and obtain the worst-case RF exposure for each external radio, and demonstrate that the sum of these RF exposures meets: { [max.SAR.AG0+ max.SAR.AG1] + each external radio worst-case reported SAR (ex: WIFI/BT/NFC)} ≤ 1.6 (for 1g, or 4.0 for 10g). (each external radio worst-case reported SAR is the worst SAR in all combinations of each external radio simultaneous transmission)

ii) (SPLSR criteria): For each antenna, obtain the highest reported SAR value at *Plimit* out of all supported technologies for each frequency band. Using these values, demonstrate for a given DSI that every antenna from one sub6 AG meets SPLSR criteria with every antenna in another sub6 AG for all frequency bands. This criteria must be demonstrated for all antenna pair combinations irrespective of supported simultaneous transmission scenarios as given below for each DSI:

a. SPLSR criteria should be met for all antenna pair combinations of AG0 and AG1. As it can be seen, these include all combinations of antenna groups, antennas, and frequency bands.
b. Obtain combined SAR per AG: Obtain the worst-case conservative combined SAR and its peak location for each AG.
c. Use the 'closest' peak location out of all antennas of AGj to evaluate SPLSR with other AGs in the configuration. Note, by 'closest', select the peak location out of all antennas (ϵ AGj) that is closest to the peak location of other AG where SPLSR is evaluated.

iii) (combination of SPLSR & SAR1+SAR2 criteria): If SPLSR criteria for all the combinations of sub6 antenna groups in (i) is demonstrated to show that each AG is mutually exclusive from other AGs, and if the WIFI/BT antennas supported outside of Smart Transmit do not meet SPLSR criteria, then the condition in (ii) reduces to: {max.SAR.AG0 + worst-case reported SAR} ≤ 1.6 and {max.SAR.AG1+ worst-case reported SAR } ≤ 1.6 for compliance demonstration (for 1g, or 4.0 for 10g). In this report, WIFI/BT antennas supported Smart Transmit, then each antenna group has controlled the total RF exposure from all transmitter to not exceed FCC limit.

For summed SAR results and SPLSR detailed analysis, please refer to section 17.3 / 17.4 / 17.5 / 17.6 /17.7 of this report. All of the combinations of sub6 antenna groups are sufficient to show that AG0 is mutually exclusive from AG1 and that simultaneous transmission cases will not exceed the SAR limit and therefore no measured volumetric simultaneous SAR summation is required per FCC KDB Publication 447498 D01v06 and IEEE 1528- 2013 Section 6.3.4.1.

17.3 Head Exposure Conditions

General Note: The unit of SAR evaluation is W/kg.
Simultaneous Transmission Evaluation of WWAN+WLAN+BT:
<AG0 maximum report SAR>:

Test Position	Ant1	Ant3	Ant4	Ant5	Ant7	WLAN2.4GHz Ant6+3	WLAN5GHz Ant5+4	WLAN6GHz Ant5+4	BT Ant6	BT Ant3	MAX
Right Cheek	1.303	0.768	0.912	0.581	1.308	0.724	0.576	0.606	0.185	0.408	**1.308**
Right Tilted	1.335	0.876	1.112	0.627	0.712	0.757	0.532	0.593	0.001	0.179	**1.335**
Left Cheek	0.893	1.308	1.084	1.048	0.597	1.394	1.130	1.139	0.268	0.265	**1.394**
Left Tilted	1.180	1.164	1.243	1.275	0.332	1.045	0.937	1.072	0.079	0.206	**1.275**

<AG1 maximum report SAR>:

Test Position	Ant0	Ant2	Ant8	MAX
Right Cheek	0.209	0.279	0.354	**0.354**
Right Tilted	0.184	0.147	0.122	**0.184**
Left Cheek	0.383	0.315	0.257	**0.383**
Left Tilted	0.132	0.143	0.186	**0.186**

<Simultaneous Transmission analysis of AG0 + AG1>:

Test Position	AG0	AG1	AG0+AG1
Right Cheek	1.308	0.354	**1.66**
Right Tilted	1.335	0.184	1.52
Left Cheek	1.394	0.383	**1.78**
Left Tilted	1.275	0.186	1.46

Note: The results marked yellow in above table refers to the detailed analysis corresponding to each position below tables.

Right Cheek				
Ant combination	AG1	AG0	AG0+AG1 worst case	Note
	1g SAR (W/kg)	1g SAR (W/kg)	1g SAR (W/kg)	
Ant0-Ant1	0.209	1.303	1.51	-
Ant0-Ant3	0.209	0.768	0.98	-
Ant0-Ant4	0.209	0.912	1.12	-
Ant0-Ant5	0.209	0.581	0.79	-
Ant0-Ant7	0.209	1.308	1.52	-
Ant0-WLAN2.4GHz Ant6+3	0.209	0.724	0.93	-
Ant0-WLAN5GHz Ant5+4	0.209	0.576	0.79	-
Ant0-WLAN6GHz Ant5+4	0.209	0.606	0.82	-
Ant0-BT Ant6	0.209	0.185	0.39	-
Ant0-BT Ant3	0.209	0.408	0.62	-
Ant2-Ant1	0.279	1.303	1.58	-
Ant2-Ant3	0.279	0.768	1.05	-
Ant2-Ant4	0.279	0.912	1.19	-
Ant2-Ant5	0.279	0.581	0.86	-
Ant2-Ant7	0.279	1.308	1.59	-
Ant2-WLAN2.4GHz Ant6+3	0.279	0.724	1.00	-
Ant2-WLAN5GHz Ant5+4	0.279	0.576	0.86	-
Ant2-WLAN6GHz Ant5+4	0.279	0.606	0.89	-
Ant2-BT Ant6	0.279	0.185	0.46	-
Ant2-BT Ant3	0.279	0.408	0.69	-
Ant8-Ant1	0.354	1.303	**1.66**	**Case 1**
Ant8-Ant3	0.354	0.768	1.12	-
Ant8-Ant4	0.354	0.912	1.27	-
Ant8-Ant5	0.354	0.581	0.94	-

Ant8-Ant7	0.354	1.308	**1.66**	**Case 2**
Ant8-WLAN2.4GHz Ant6+3	0.354	0.724	1.08	-
Ant8-WLAN5GHz Ant5+4	0.354	0.576	0.93	-
Ant8-WLAN6GHz Ant5+4	0.354	0.606	0.96	-
Ant8-BT Ant6	0.354	0.185	0.54	-
Ant8-BT Ant3	0.354	0.408	0.76	-

Left Cheek				
Ant combination	AG1	AG0	AG0+AG1 worst case	Note
	1g SAR (W/kg)	1g SAR (W/kg)	1g SAR (W/kg)	
Ant0-Ant1	0.383	0.893	1.28	-
Ant0-Ant3	0.383	1.308	**1.69**	**Case 3**
Ant0-Ant4	0.383	1.084	1.47	
Ant0-Ant5	0.383	1.048	1.43	-
Ant0-Ant7	0.383	0.597	0.98	-
Ant0-WLAN2.4GHz Ant6+3	0.383	1.394	**1.78**	**Case 5**
Ant0-WLAN5GHz Ant5+4	0.383	1.130	1.51	-
Ant0-WLAN6GHz Ant5+4	0.383	1.139	1.52	-
Ant0-BT Ant6	0.383	0.268	0.65	-
Ant0-BT Ant3	0.383	0.265	0.65	-
Ant2-Ant1	0.315	0.893	1.21	-
Ant2-Ant3	0.315	1.308	**1.62**	**Case 6**
Ant2-Ant4	0.315	1.084	1.40	-
Ant2-Ant5	0.315	1.048	1.36	-
Ant2-Ant7	0.315	0.597	0.91	-
Ant2-WLAN2.4GHz Ant6+3	0.315	1.394	**1.71**	**Case 7**
Ant2-WLAN5GHz Ant5+4	0.315	1.130	1.45	-
Ant2-WLAN6GHz Ant5+4	0.315	1.139	1.45	-
Ant2-BT Ant6	0.315	0.268	0.58	-
Ant2-BT Ant3	0.315	0.265	0.58	-
Ant8-Ant1	0.257	0.893	1.15	-
Ant8-Ant3	0.257	1.308	1.57	-
Ant8-Ant4	0.257	1.084	1.34	-
Ant8-Ant5	0.257	1.048	1.31	-
Ant8-Ant7	0.257	0.597	0.85	-
Ant8-WLAN2.4GHz Ant6+3	0.257	1.394	**1.65**	**Case 8**
Ant8-WLAN5GHz Ant5+4	0.257	1.130	1.39	-
Ant8-WLAN6GHz Ant5+4	0.257	1.139	1.40	-
Ant8-BT Ant6	0.257	0.268	0.53	-
Ant8-BT Ant3	0.257	0.265	0.52	-

17.4 Hotspot Exposure Conditions

General Note: The unit of SAR evaluation is W/kg.
Simultaneous Transmission Evaluation of WWAN+WLAN+BT:
<AG0 maximum report SAR>:

Test Position	Ant1	Ant3	Ant4	Ant5	Ant7	WLAN2.4GHz Ant6+3	WLAN5GHz Ant5+4	BT Ant6	BT Ant3	MAX
Front	0.819	0.841	0.429	0.458	0.408	0.842	0.697	0.201	0.133	**0.842**
Back	1.313	0.712	0.691	0.657	0.643	1.323	1.193	0.743	0.373	**1.323**
Left Side	1.175		0.129		1.301		0.167			**1.301**
Right Side		0.370	0.090	0.759		1.138	1.187	0.510	0.357	**1.187**
Top Side	1.303	1.307	1.288	0.775	0.128	0.952	0.647	0.060	0.188	**1.307**
Bottom Side										

<AG1 maximum report SAR>:

Test Position	Ant0	Ant2	Ant8	MAX
Front	0.938	1.275	0.383	**1.275**
Back	1.304	1.048	0.422	**1.304**
Left Side	1.009	0.384		**1.009**
Right Side		0.715	1.233	**1.233**
Top Side				
Bottom Side	1.315	1.312	0.392	**1.315**

<Simultaneous Transmission analysis of AG0 + AG1>:

Test Position	AG0	AG1	AG0+AG1
Front	0.842	1.275	**2.12**
Back	1.323	1.304	**2.63**
Left Side	1.301	1.009	**2.31**
Right Side	1.187	1.233	**2.42**
Top Side	1.307		1.31
Bottom Side		1.315	1.32

Note: The results marked yellow in above table refers to the detailed analysis corresponding to each position below tables.

Front				
Ant combination	AG1	AG0	AG0+AG1 worst case	Note
	1g SAR (W/kg)	1g SAR (W/kg)	1g SAR (W/kg)	
Ant0-Ant1	0.938	0.819	**1.76**	**Case 58**
Ant0-Ant3	0.938	0.841	**1.78**	**Case 59**
Ant0-Ant4	0.938	0.429	1.37	-
Ant0-Ant5	0.938	0.458	1.40	-
Ant0-Ant7	0.938	0.408	1.35	-
Ant0-WLAN2.4GHz Ant6+3	0.938	0.842	**1.78**	**Case 60**
Ant0-WLAN5GHz Ant5+4	0.938	0.697	**1.64**	**Case 61**
Ant0-BT Ant6	0.938	0.201	1.14	-
Ant0-BT Ant3	0.938	0.133	1.07	-
Ant2-Ant1	1.275	0.819	**2.09**	**Case 62**
Ant2-Ant3	1.275	0.841	**2.12**	**Case 63**
Ant2-Ant4	1.275	0.429	**1.70**	**Case 64**
Ant2-Ant5	1.275	0.458	**1.73**	**Case 65**
Ant2-Ant7	1.275	0.408	**1.68**	**Case 66**
Ant2-WLAN2.4GHz Ant6+3	1.275	0.842	**2.12**	**Case 67**
Ant2-WLAN5GHz Ant5+4	1.275	0.697	**1.97**	**Case 68**
Ant2-BT Ant6	1.275	0.201	1.48	-
Ant2-BT Ant3	1.275	0.133	1.41	-

Ant8-Ant1	0.383	0.819	1.20	-
Ant8-Ant3	0.383	0.841	1.22	-
Ant8-Ant4	0.383	0.429	0.81	-
Ant8-Ant5	0.383	0.458	0.84	-
Ant8-Ant7	0.383	0.408	0.79	-
Ant8-WLAN2.4GHz Ant6+3	0.383	0.842	1.23	-
Ant8-WLAN5GHz Ant5+4	0.383	0.697	1.08	-
Ant8-BT Ant6	0.383	0.201	0.58	-
Ant8-BT Ant3	0.383	0.133	0.52	-

Back				
Ant combination	AG1	AG0	AG0+AG1 worst case	Note
	1g SAR (W/kg)	1g SAR (W/kg)	1g SAR (W/kg)	
Ant0-Ant1	1.304	1.313	**2.62**	**Case 69**
Ant0-Ant3	1.304	0.712	**2.02**	**Case 70**
Ant0-Ant4	1.304	0.691	**2.00**	**Case 71**
Ant0-Ant5	1.304	0.657	**1.96**	**Case 72**
Ant0-Ant7	1.304	0.643	**1.95**	**Case 73**
Ant0-WLAN2.4GHz Ant6+3	1.304	1.323	**2.63**	**Case 74**
Ant0-WLAN5GHz Ant5+4	1.304	1.193	**2.50**	**Case 75**
Ant0-BT Ant6	1.304	0.743	**2.05**	**Case 76**
Ant0-BT Ant3	1.304	0.373	**1.68**	**Case 77**
Ant2-Ant1	1.048	1.313	**2.36**	**Case 78**
Ant2-Ant3	1.048	0.712	**1.76**	**Case 79**
Ant2-Ant4	1.048	0.691	**1.74**	**Case 80**
Ant2-Ant5	1.048	0.657	**1.71**	**Case 81**
Ant2-Ant7	1.048	0.643	**1.69**	**Case 82**
Ant2-WLAN2.4GHz Ant6+3	1.048	1.323	**2.37**	**Case 83**
Ant2-WLAN5GHz Ant5+4	1.048	1.193	**2.24**	**Case 84**
Ant2-BT Ant6	1.048	0.743	**1.79**	**Case 85**
Ant2-BT Ant3	1.048	0.373	1.42	-
Ant8-Ant1	0.422	1.313	**1.74**	**Case 86**
Ant8-Ant3	0.422	0.712	1.13	-
Ant8-Ant4	0.422	0.691	1.11	-
Ant8-Ant5	0.422	0.657	1.08	-
Ant8-Ant7	0.422	0.643	1.07	-
Ant8-WLAN2.4GHz Ant6+3	0.422	1.323	**1.75**	**Case 88**
Ant8-WLAN5GHz Ant5+4	0.422	1.193	**1.62**	**Case 89**
Ant8-BT Ant6	0.422	0.743	1.17	-
Ant8-BT Ant3	0.422	0.373	0.80	-

Left Side				
Ant combination	AG1	AG0	AG0+AG1 worst case	Note
	1g SAR (W/kg)	1g SAR (W/kg)	1g SAR (W/kg)	
Ant0-Ant1	1.009	1.175	**2.18**	**Case 90**
Ant0-Ant3	1.009		1.01	-
Ant0-Ant4	1.009	0.129	1.14	-
Ant0-Ant5	1.009		1.01	-
Ant0-Ant7	1.009	1.301	**2.31**	**Case 91**
Ant0-WLAN2.4GHz Ant6+3	1.009		1.01	-
Ant0-WLAN5GHz Ant5+4	1.009	0.167	1.18	-
Ant0-BT Ant6	1.009		1.01	-
Ant0-BT Ant3	1.009		1.01	-

Ant2-Ant1	0.384	1.175	1.56	-
Ant2-Ant3	0.384		0.38	-
Ant2-Ant4	0.384	0.129	0.51	-
Ant2-Ant5	0.384		0.38	-
Ant2-Ant7	0.384	1.301	**1.69**	**Case 92**
Ant2-WLAN2.4GHz Ant6+3	0.384		0.38	-
Ant2-WLAN5GHz Ant5+4	0.384	0.167	0.55	-
Ant2-BT Ant6	0.384		0.38	-
Ant2-BT Ant3	0.384		0.38	-
Ant8-Ant1		1.175	1.18	-
Ant8-Ant3			0.00	-
Ant8-Ant4		0.129	0.13	-
Ant8-Ant5			0.00	-
Ant8-Ant7		1.301	1.30	-
Ant8-WLAN2.4GHz Ant6+3			0.00	-
Ant8-WLAN5GHz Ant5+4		0.167	0.17	-
Ant8-BT Ant6			0.00	-
Ant8-BT Ant3			0.00	-

Right Side				
Ant combination	AG1	AG0	AG0+AG1 worst case	Note
	1g SAR (W/kg)	1g SAR (W/kg)	1g SAR (W/kg)	
Ant0-Ant1			0.00	-
Ant0-Ant3		0.370	0.37	-
Ant0-Ant4		0.090	0.09	-
Ant0-Ant5		0.759	0.76	-
Ant0-Ant7			0.00	-
Ant0-WLAN2.4GHz Ant6+3		1.138	1.14	-
Ant0-WLAN5GHz Ant5+4		1.187	1.19	-
Ant0-BT Ant6		0.510	0.51	-
Ant0-BT Ant3		0.357	0.36	-
Ant2-Ant1	0.715		0.72	-
Ant2-Ant3	0.715	0.370	1.09	-
Ant2-Ant4	0.715	0.090	0.81	-
Ant2-Ant5	0.715	0.759	1.47	-
Ant2-Ant7	0.715		0.72	-
Ant2-WLAN2.4GHz Ant6+3	0.715	1.138	**1.85**	**Case 94**
Ant2-WLAN5GHz Ant5+4	0.715	1.187	**1.90**	**Case 95**
Ant2-BT Ant6	0.715	0.510	1.23	-
Ant2-BT Ant3	0.715	0.357	1.07	-
Ant8-Ant1	1.233		1.23	-
Ant8-Ant3	1.233	0.370	**1.60**	**Case 96**
Ant8-Ant4	1.233	0.090	1.32	-
Ant8-Ant5	1.233	0.759	**1.99**	**Case 97**
Ant8-Ant7	1.233		1.23	-
Ant8-WLAN2.4GHz Ant6+3	1.233	1.138	**2.37**	**Case 98**
Ant8-WLAN5GHz Ant5+4	1.233	1.187	**2.42**	**Case 99**
Ant8-BT Ant6	1.233	0.510	**1.74**	**Case 100**
Ant8-BT Ant3	1.233	0.357	**1.59**	-

17.5 Body-Worn Accessory Exposure Conditions

General Note: The unit of SAR evaluation is W/kg.
Simultaneous Transmission Evaluation of WWAN+WLAN+BT:
<AG0 maximum report SAR>:

Test Position	Ant1	Ant3	Ant4	Ant5	Ant7	WLAN2.4GHz Ant6+3	WLAN5GHz Ant5+4	WLAN6GHz Ant5+4	BT Ant6	BT Ant3	MAX
Front	1.024	1.316	0.793	0.583	1.199	0.842	0.679	0.552	0.201	0.133	**1.316**
Back	1.313	1.270	1.278	0.974	1.290	1.323	1.193	1.148	0.743	0.373	**1.323**

<AG1 maximum report SAR>:

Test Position	Ant0	Ant2	Ant8	MAX
Front	1.315	1.340	0.687	**1.340**
Back	1.304	1.289	0.756	**1.304**

<Simultaneous Transmission analysis of AG0 + AG1>:

Test Position	AG0	AG1	AG0+AG1
Front	1.316	1.340	**2.66**
Back	1.323	1.304	**2.63**

Note: The results marked yellow in above table refers to the detailed analysis corresponding to each position below tables.

Front				
Ant combination	AG1	AG0	AG0+AG1 worst case	Note
	1g SAR (W/kg)	1g SAR (W/kg)	1g SAR (W/kg)	
Ant0-Ant1	1.315	1.024	**2.34**	**Case 9**
Ant0-Ant3	1.315	1.316	**2.63**	**Case 10**
Ant0-Ant4	1.315	0.793	**2.11**	**Case 11**
Ant0-Ant5	1.315	0.583	**1.90**	**Case 12**
Ant0-Ant7	1.315	1.199	**2.51**	**Case 13**
Ant0-WLAN2.4GHz Ant6+3	1.315	0.842	**2.16**	**Case 14**
Ant0-WLAN5GHz Ant5+4	1.315	0.679	**1.99**	**Case 15**
Ant0-WLAN6GHz Ant5+4	1.315	0.552	**1.87**	**Case 16**
Ant0-BT Ant6	1.315	0.201	1.52	-
Ant0-BT Ant3	1.315	0.133	1.45	-
Ant2-Ant1	1.340	1.024	**2.36**	**Case 17**
Ant2-Ant3	1.340	1.316	**2.66**	**Case 18**
Ant2-Ant4	1.340	0.793	**2.13**	**Case 19**
Ant2-Ant5	1.340	0.583	**1.92**	**Case 20**
Ant2-Ant7	1.340	1.199	**2.54**	**Case 21**
Ant2-WLAN2.4GHz Ant6+3	1.340	0.842	**2.18**	**Case 22**
Ant2-WLAN5GHz Ant5+4	1.340	0.679	**2.02**	**Case 23**
Ant2-WLAN6GHz Ant5+4	1.340	0.552	**1.89**	**Case 24**
Ant2-BT Ant6	1.340	0.201	1.54	-
Ant2-BT Ant3	1.340	0.133	1.47	-
Ant8-Ant1	0.687	1.024	**1.71**	**Case 25**
Ant8-Ant3	0.687	1.316	**2.00**	**Case 26**
Ant8-Ant4	0.687	0.793	1.48	-
Ant8-Ant5	0.687	0.583	1.27	-
Ant8-Ant7	0.687	1.199	**1.89**	**Case 27**
Ant8-WLAN2.4GHz Ant6+3	0.687	0.842	1.53	-
Ant8-WLAN5GHz Ant5+4	0.687	0.679	1.37	-
Ant8-WLAN6GHz Ant5+4	0.687	0.552	1.24	-
Ant8-BT Ant6	0.687	0.201	0.89	-
Ant8-BT Ant3	0.687	0.133	0.82	-

Back				
Ant combination	AG1	AG0	AG0+AG1 worst case	Note
	1g SAR (W/kg)	1g SAR (W/kg)	1g SAR (W/kg)	
Ant0-Ant1	1.304	1.313	**2.62**	**Case 29**
Ant0-Ant3	1.304	1.270	**2.57**	**Case 30**
Ant0-Ant4	1.304	1.278	**2.58**	**Case 31**
Ant0-Ant5	1.304	0.974	**2.28**	**Case 32**
Ant0-Ant7	1.304	1.290	**2.59**	**Case 33**
Ant0-WLAN2.4GHz Ant6+3	1.304	1.323	**2.63**	**Case 34**
Ant0-WLAN5GHz Ant5+4	1.304	1.193	**2.50**	**Case 35**
Ant0-WLAN6GHz Ant5+4	1.304	1.148	**2.45**	**Case 36**
Ant0-BT Ant6	1.304	0.743	**2.05**	**Case 37**
Ant0-BT Ant3	1.304	0.373	**1.68**	**Case 38**
Ant2-Ant1	1.289	1.313	**2.60**	**Case 39**
Ant2-Ant3	1.289	1.270	**2.56**	**Case 40**
Ant2-Ant4	1.289	1.278	**2.57**	**Case 41**
Ant2-Ant5	1.289	0.974	**2.26**	**Case 42**
Ant2-Ant7	1.289	1.290	**2.58**	**Case 43**
Ant2-WLAN2.4GHz Ant6+3	1.289	1.323	**2.61**	**Case 44**
Ant2-WLAN5GHz Ant5+4	1.289	1.193	**2.48**	**Case 45**
Ant2-WLAN6GHz Ant5+4	1.289	1.148	**2.44**	**Case 46**
Ant2-BT Ant6	1.289	0.743	**2.03**	**Case 47**
Ant2-BT Ant3	1.289	0.373	**1.66**	**Case 48**
Ant8-Ant1	0.756	1.313	**2.07**	**Case 49**
Ant8-Ant3	0.756	1.270	**2.03**	**Case 50**
Ant8-Ant4	0.756	1.278	**2.03**	**Case 51**
Ant8-Ant5	0.756	0.974	**1.73**	**Case 52**
Ant8-Ant7	0.756	1.290	**2.05**	**Case 53**
Ant8-WLAN2.4GHz Ant6+3	0.756	1.323	**2.08**	**Case 54**
Ant8-WLAN5GHz Ant5+4	0.756	1.193	**1.95**	**Case 55**
Ant8-WLAN6GHz Ant5+4	0.756	1.148	**1.90**	**Case 56**
Ant8-BT Ant6	0.756	0.743	1.50	-
Ant8-BT Ant3	0.756	0.373	1.13	-

<Sensor off>

General Note: The unit of SAR evaluation is W/kg.

Simultaneous Transmission Evaluation of WWAN+WLAN+BT:

<AG0 maximum report SAR>:

Test Position	Ant1	Ant3	Ant4	Ant5	Ant7	WLAN2.4GHz Ant6+3	WLAN5GHz Ant5+4	WLAN6GHz Ant5+4	BT Ant6	BT Ant3	MAX
Front	0.398	0.207	0.155	0.228	0.356	0.268	0.149				0.398
Back	0.723	0.186	0.323	0.252	0.397	0.426	0.252				0.723

<AG1 maximum report SAR>:

Test Position	Ant0	Ant2	Ant8	MAX
Front	0.180	0.590		0.590
Back	0.153	0.553		0.553

<Simultaneous Transmission analysis of AG0 + AG1>:

Test Position	AG0	AG1	AG0+AG1
Front	0.398	0.590	0.99
Back	0.723	0.553	1.28

17.6 Product specific 10g SAR Exposure Conditions

Remark:
1. For Bluetooth Product specific 10g stand-alone SAR is not required for a transmitter or antenna, due to 1g hotspot SAR is <1.2W/kg.

General Note: The unit of SAR evaluation is W/kg.
Simultaneous Transmission Evaluation of WWAN+WLAN+BT+NFC:
<AG0 maximum report SAR>:

Test Position	Ant1	Ant3	Ant4	Ant5	Ant7	WLAN2.4GHz Ant6+3	WLAN5GHz Ant5+4	WLAN6GHz Ant5+4	BT Ant6	BT Ant3	MAX
Front	2.224	3.306				2.862	1.151	0.639	0.201	0.133	**3.306**
Back	2.833	1.113	1.078	1.181	1.156	2.906	1.391	0.332	0.743	0.373	**2.906**
Left Side	3.108				3.126		0.109	0.021			**3.126**
Right Side						2.480	3.158	0.817	0.510	0.357	**3.158**
Top Side	3.270	3.164	3.174	2.163		2.876	1.403	0.596	0.060	0.188	**3.270**
Bottom Side											

<AG1 maximum report SAR>:

Test Position	Ant0	Ant2	Ant8	MAX
Front	1.708	3.263		**3.263**
Back	2.335	2.201		**2.335**
Left Side				
Right Side			3.078	**3.078**
Top Side				
Bottom Side	3.173	3.237		**3.237**

<Simultaneous Transmission analysis ofAG0 + AG1 +NFC>:

Test Position	AG0	AG1	NFC	AG0+AG1+NFC
Front	3.306	3.263	0.002	**6.57**
Back	2.906	2.335	0.013	**5.25**
Left Side	3.126		0.001	3.13
Right Side	3.158	3.078	0.001	**6.24**
Top Side	3.270		0.001	3.27
Bottom Side		3.237	0.001	3.24

Note: The results marked yellow in above table refers to the detailed analysis corresponding to each position below tables.

Front					
Ant combination	AG1	AG0	NFC	AG0+AG1+NFC worst case	Note
	10g SAR (W/kg)	10g SAR (W/kg)	10g SAR (W/kg)	10g SAR (W/kg)	
Ant0-Ant1	1.708	2.224	0.002	**3.93**	-
Ant0-Ant3	1.708	3.306	0.002	**5.02**	**Case 103**
Ant0-Ant4	1.708		0.002	1.71	-
Ant0-Ant5	1.708		0.002	1.71	-
Ant0-Ant7	1.708		0.002	1.71	-
Ant0-WLAN2.4GHz Ant6+3	1.708	2.862	0.002	**4.57**	**Case 104**
Ant0-WLAN5GHz Ant5+4	1.708	1.151	0.002	2.86	-
Ant0-WLAN6GHz Ant5+4	1.708	0.639	0.002	2.35	-
Ant0-BT Ant6	1.708	0.201	0.002	1.91	-
Ant0-BT Ant3	1.708	0.133	0.002	1.84	-
Ant2-Ant1	3.263	2.224	0.002	**5.49**	**Case 105**
Ant2-Ant3	3.263	3.306	0.002	**6.57**	**Case 106**
Ant2-Ant4	3.263		0.002	3.27	-
Ant2-Ant5	3.263		0.002	3.27	-
Ant2-Ant7	3.263		0.002	3.27	-
Ant2-WLAN2.4GHz Ant6+3	3.263	2.862	0.002	**6.13**	**Case 109**
Ant2-WLAN5GHz Ant5+4	3.263	1.151	0.002	**4.42**	**Case 110**

Ant2-WLAN6GHz Ant5+4	3.263	0.639	0.002	3.90	-
Ant2-BT Ant6	3.263	0.201	0.002	3.47	-
Ant2-BT Ant3	3.263	0.133	0.002	3.40	-
Ant8-Ant1		2.224	0.002	2.23	-
Ant8-Ant3		3.306	0.002	3.31	-
Ant8-Ant4			0.002	0.00	-
Ant8-Ant5			0.002	0.00	-
Ant8-Ant7			0.002	0.00	-
Ant8-WLAN2.4GHz Ant6+3		2.862	0.002	2.86	-
Ant8-WLAN5GHz Ant5+4		1.151	0.002	1.15	-
Ant8-WLAN6GHz Ant5+4		0.639	0.002	0.64	-
Ant8-BT Ant6		0.201	0.002	0.20	-
Ant8-BT Ant3		0.133	0.002	0.14	-

Back					
Ant combination	AG1	AG0	NFC	AG0+AG1+NFC worst case	Note
	10g SAR (W/kg)	10g SAR (W/kg)	10g SAR (W/kg)	10g SAR (W/kg)	
Ant0-Ant1	2.335	2.833	0.013	**5.18**	**Case 112**
Ant0-Ant3	2.335	1.113	0.013	3.46	-
Ant0-Ant4	2.335	1.078	0.013	3.43	-
Ant0-Ant5	2.335	1.181	0.013	3.53	-
Ant0-Ant7	2.335	1.156	0.013	3.50	-
Ant0-WLAN2.4GHz Ant6+3	2.335	2.906	0.013	**5.25**	**Case 114**
Ant0-WLAN5GHz Ant5+4	2.335	1.391	0.013	3.74	-
Ant0-WLAN6GHz Ant5+4	2.335	0.332	0.013	2.68	-
Ant0-BT Ant6	2.335	0.743	0.013	3.09	-
Ant0-BT Ant3	2.335	0.373	0.013	2.72	-
Ant2-Ant1	2.201	2.833	0.013	**5.05**	**Case 116**
Ant2-Ant3	2.201	1.113	0.013	3.33	-
Ant2-Ant4	2.201	1.078	0.013	3.29	-
Ant2-Ant5	2.201	1.181	0.013	3.40	-
Ant2-Ant7	2.201	1.156	0.013	3.37	-
Ant2-WLAN2.4GHz Ant6+3	2.201	2.906	0.013	**5.12**	**Case 118**
Ant2-WLAN5GHz Ant5+4	2.201	1.391	0.013	3.61	-
Ant2-WLAN6GHz Ant5+4	2.201	0.332	0.013	2.55	-
Ant2-BT Ant6	2.201	0.743	0.013	2.96	-
Ant2-BT Ant3	2.201	0.373	0.013	2.59	-
Ant8-Ant1		2.833	0.013	2.85	-
Ant8-Ant3		1.113	0.013	1.13	-
Ant8-Ant4		1.078	0.013	1.09	-
Ant8-Ant5		1.181	0.013	1.19	-
Ant8-Ant7		1.156	0.013	1.17	-
Ant8-WLAN2.4GHz Ant6+3		2.906	0.013	2.92	-
Ant8-WLAN5GHz Ant5+4		1.391	0.013	1.40	-
Ant8-WLAN6GHz Ant5+4		0.332	0.013	0.35	-
Ant8-BT Ant6		0.743	0.013	0.76	-
Ant8-BT Ant3		0.373	0.013	0.39	-

Right Side					
Ant combination	AG1	AG0	NFC	AG0+AG1+NFC worst case	Note
	10g SAR (W/kg)	10g SAR (W/kg)	10g SAR (W/kg)	10g SAR (W/kg)	
Ant0-Ant1			0.001	0.00	-
Ant0-Ant3			0.001	0.00	-
Ant0-Ant4			0.001	0.00	-
Ant0-Ant5			0.001	0.00	-
Ant0-Ant7			0.001	0.00	-
Ant0-WLAN2.4GHz Ant6+3		2.480	0.001	2.48	-
Ant0-WLAN5GHz Ant5+4		3.158	0.001	3.16	-
Ant0-WLAN6GHz Ant5+4		0.817	0.001	0.82	-
Ant0-BT Ant6		0.510	0.001	0.51	-
Ant0-BT Ant3		0.357	0.001	0.36	-
Ant2-Ant1			0.001	0.00	-
Ant2-Ant3			0.001	0.00	-
Ant2-Ant4			0.001	0.00	-
Ant2-Ant5			0.001	0.00	-
Ant2-Ant7			0.001	0.00	-
Ant2-WLAN2.4GHz Ant6+3		2.480	0.001	2.48	-
Ant2-WLAN5GHz Ant5+4		3.158	0.001	3.16	-
Ant2-WLAN6GHz Ant5+4		0.817	0.001	0.82	-
Ant2-BT Ant6		0.510	0.001	0.51	-
Ant2-BT Ant3		0.357	0.001	0.36	-
Ant8-Ant1	3.078		0.001	3.08	-
Ant8-Ant3	3.078		0.001	3.08	-
Ant8-Ant4	3.078		0.001	3.08	-
Ant8-Ant5	3.078		0.001	3.08	-
Ant8-Ant7	3.078		0.001	3.08	-
Ant8-WLAN2.4GHz Ant6+3	3.078	2.480	0.001	**5.56**	**Case 120**
Ant8-WLAN5GHz Ant5+4	3.078	3.158	0.001	**6.24**	**Case 121**
Ant8-WLAN6GHz Ant5+4	3.078	0.817	0.001	3.90	-
Ant8-BT Ant6	3.078	0.510	0.001	3.59	-
Ant8-BT Ant3	3.078	0.357	0.001	3.44	-

17.7 SPLSR Evaluation and Analysis

General Note:

1. When standalone SAR is measured for both antennas in the pair, the peak location separation distance is computed by the square root of [(x1−x2)2 + (y1−y2)2 + (z1−z2)2], where (x1, y1, z1) and (x2, y2, z2) are the coordinates in the area scans or extrapolated peak SAR locations in the zoom scans, as appropriate.
2. SPLSR = (SAR1 + SAR2)1.5 / (min. separation distance, mm). If SPLSR ≤ 0.04 for 1g SAR and SPLSR ≤ 0.10 for 10g SAR, simultaneously transmission SAR measurement is not necessary.
3. Per April 2022 TCB Workshop Notes, AG0 was summed algebraically with the BT/WIFI Antenna 3/4/5/6 and NFC antenna for the purposes of hybrid SPLSR combination and they are located at the Top of the device.
4. Per April 2022 TCB Workshop, instead of doing a small volume scan over a co-located antenna pair, used summing the SAR values of the co-located pair and using that value in SPLSR calculation. In the calculation used the minimum distance between the spatially separated antenna and the closest antenna of the co-located antenna pair to be conservative.
5. The axis peak locations refer to Section 17.8.

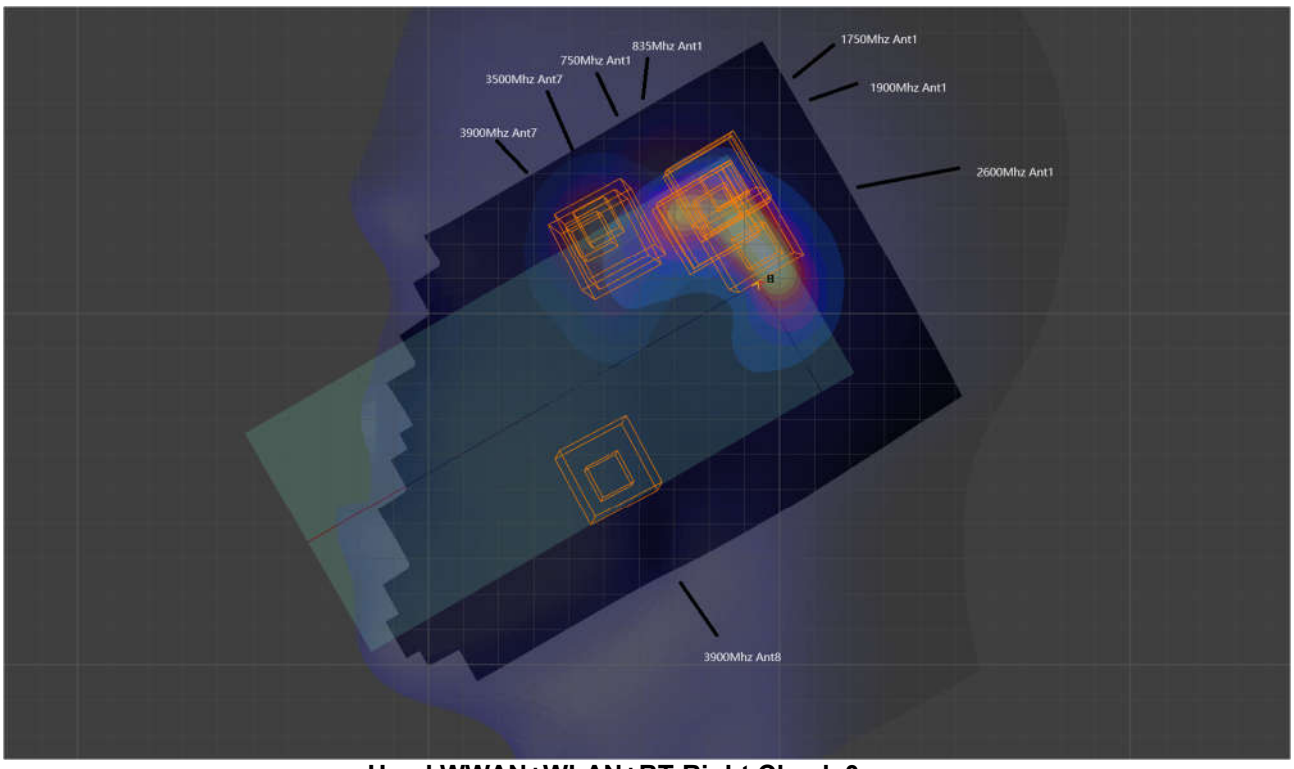

Head WWAN+WLAN+BT Right Cheek 0mm

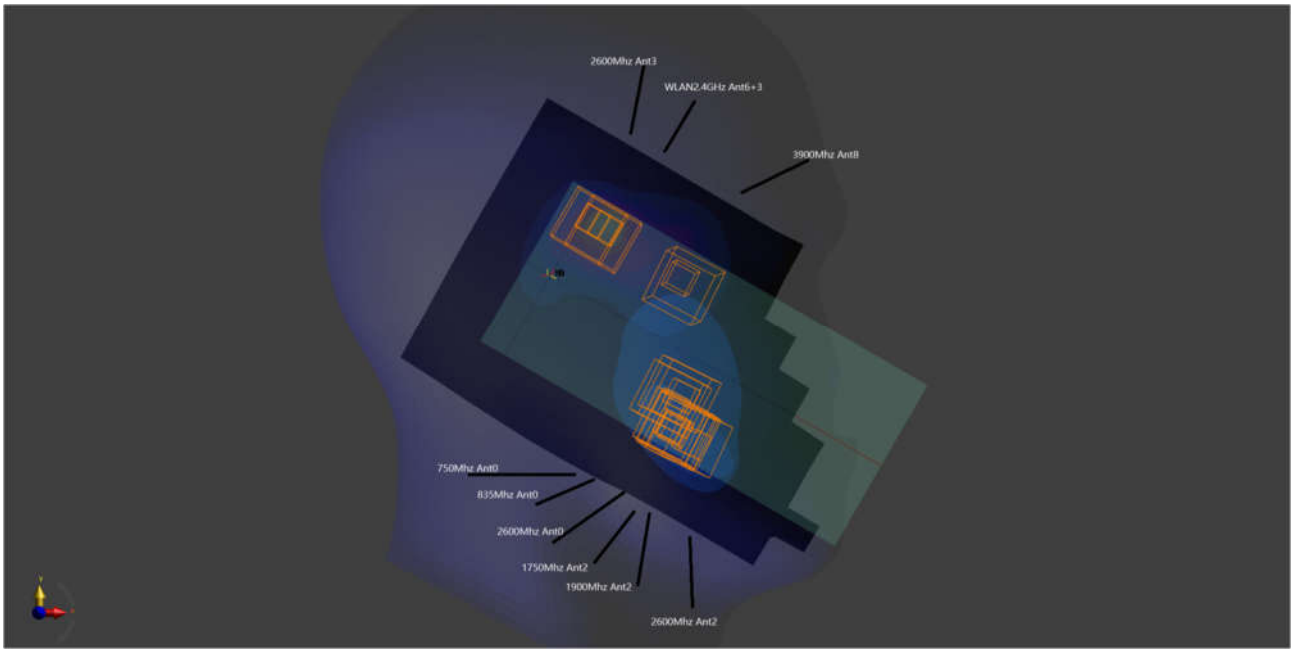

Head WWAN+WLAN+BT Left Cheek 0mm

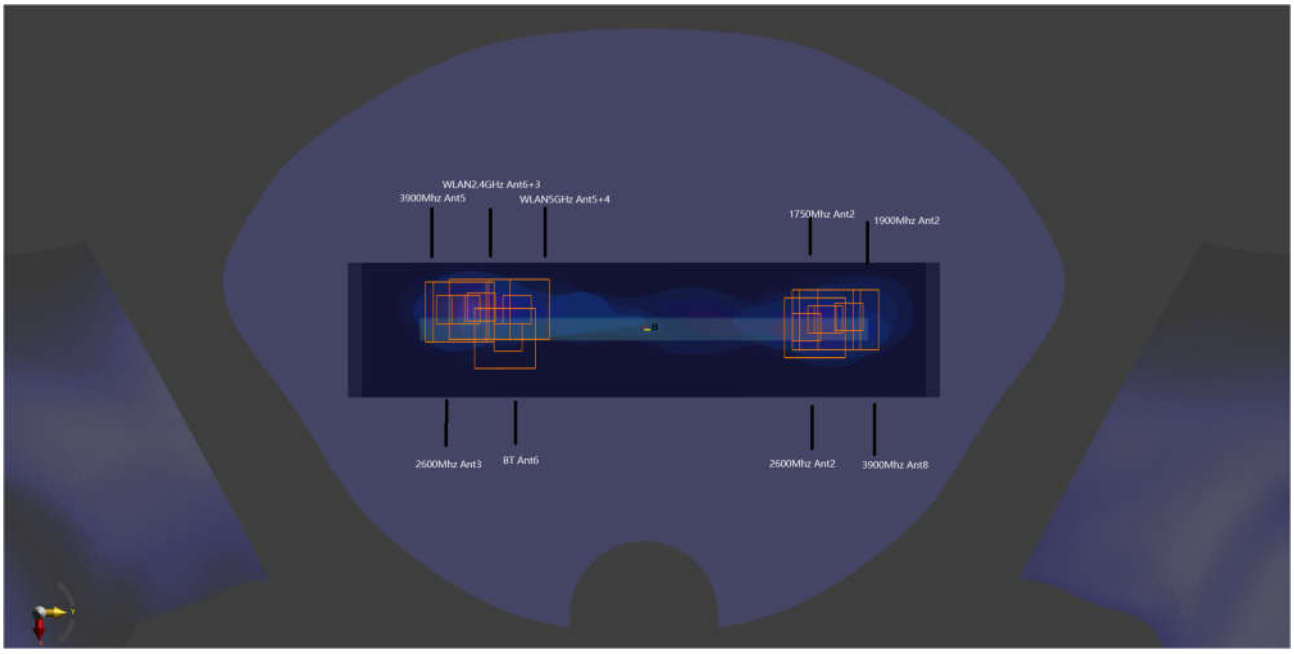

Hotspot WWAN+WLAN+BT Right Side 5mm

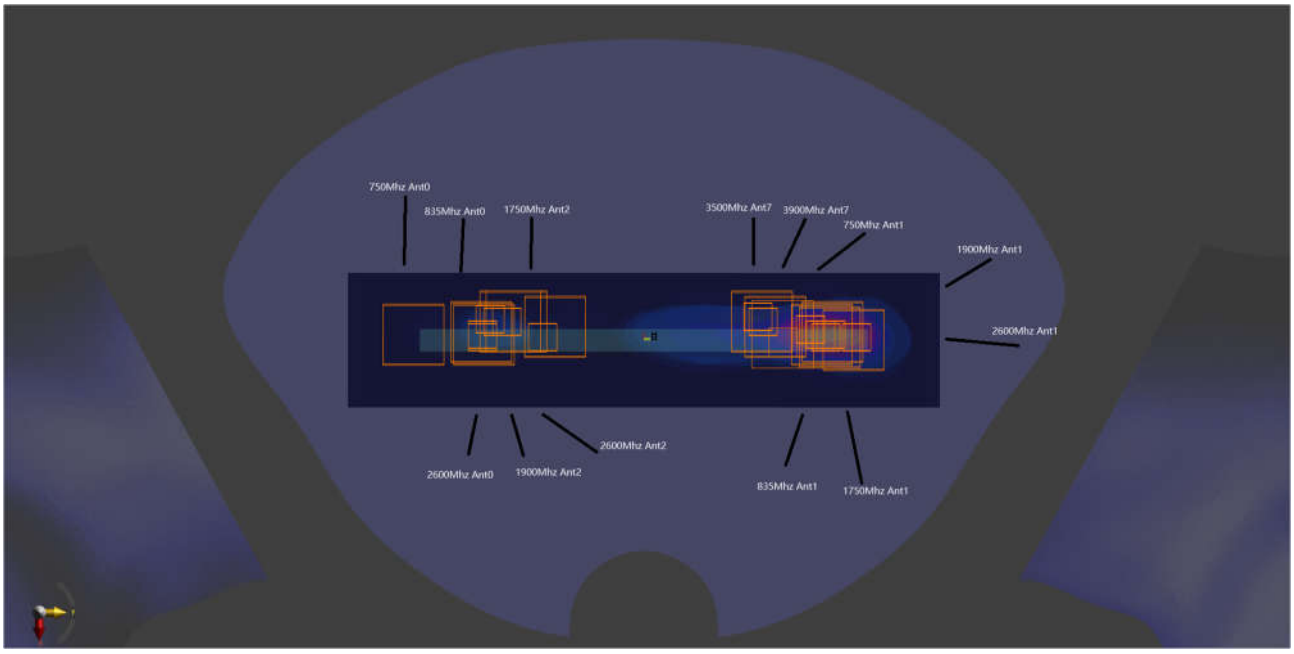

Hotspot WWAN+WLAN+BT Left Side 5mm

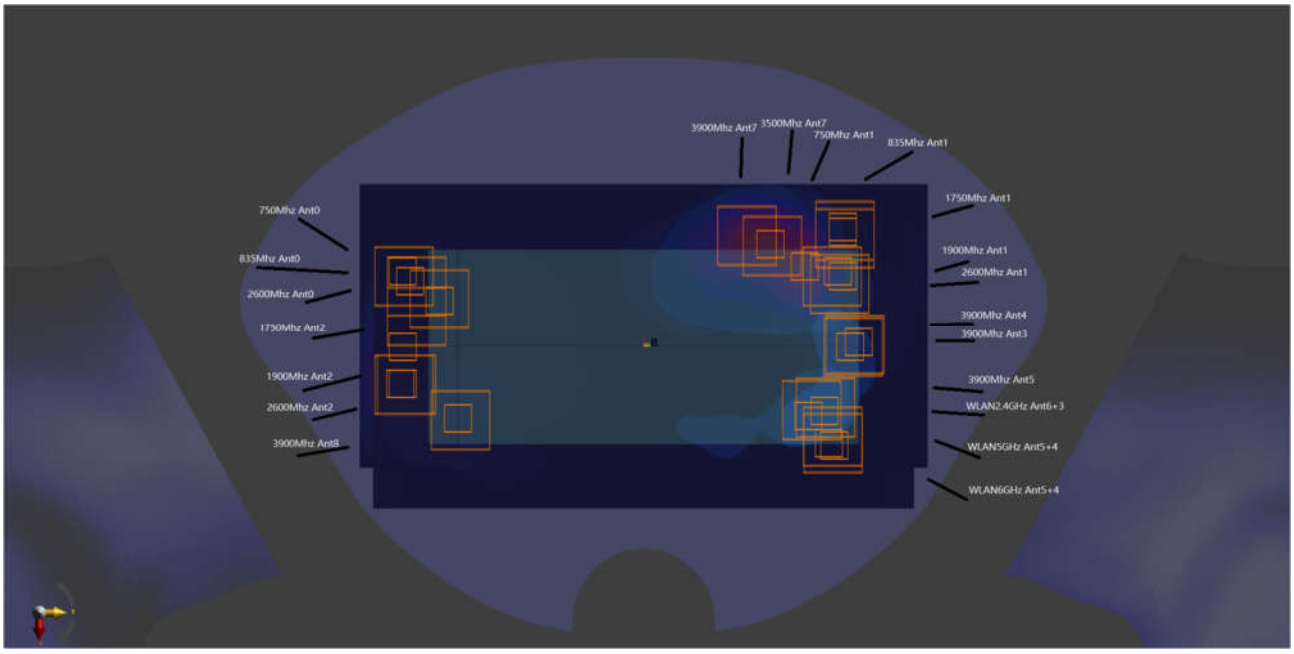

Hotspot &Body-worn WWAN+WLAN+BT Front 5mm

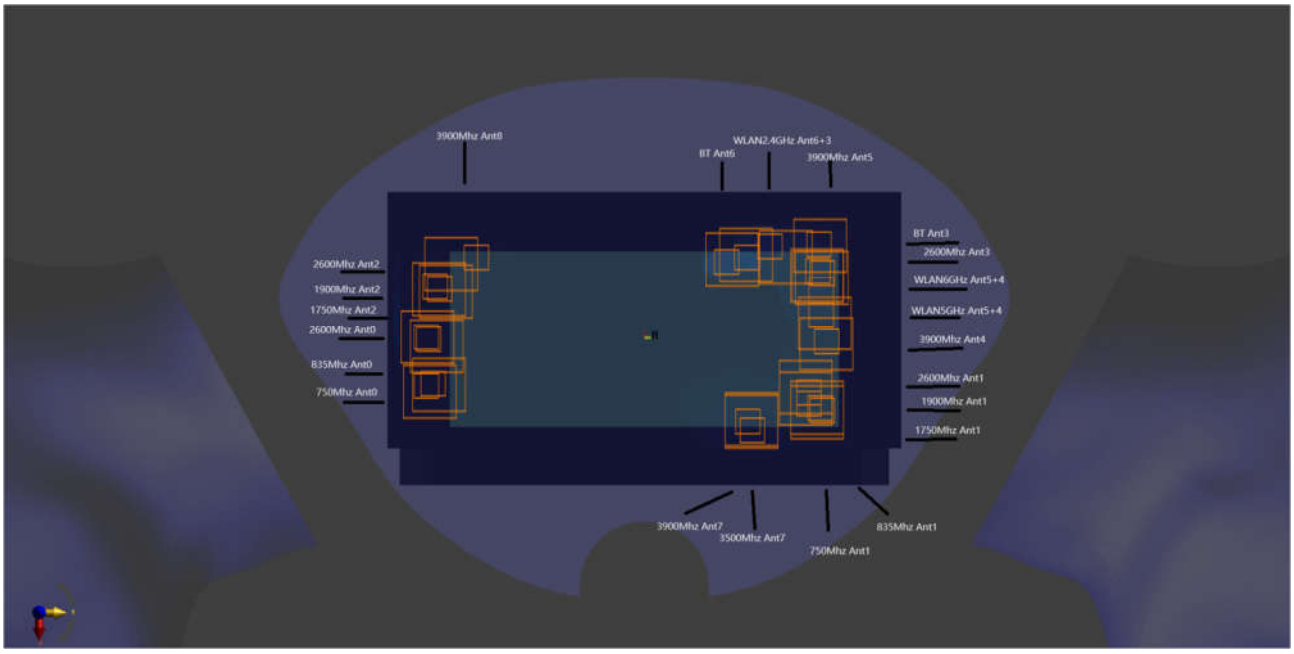

Hotspot &Body-worn WWAN+WLAN+BT Back 5mm

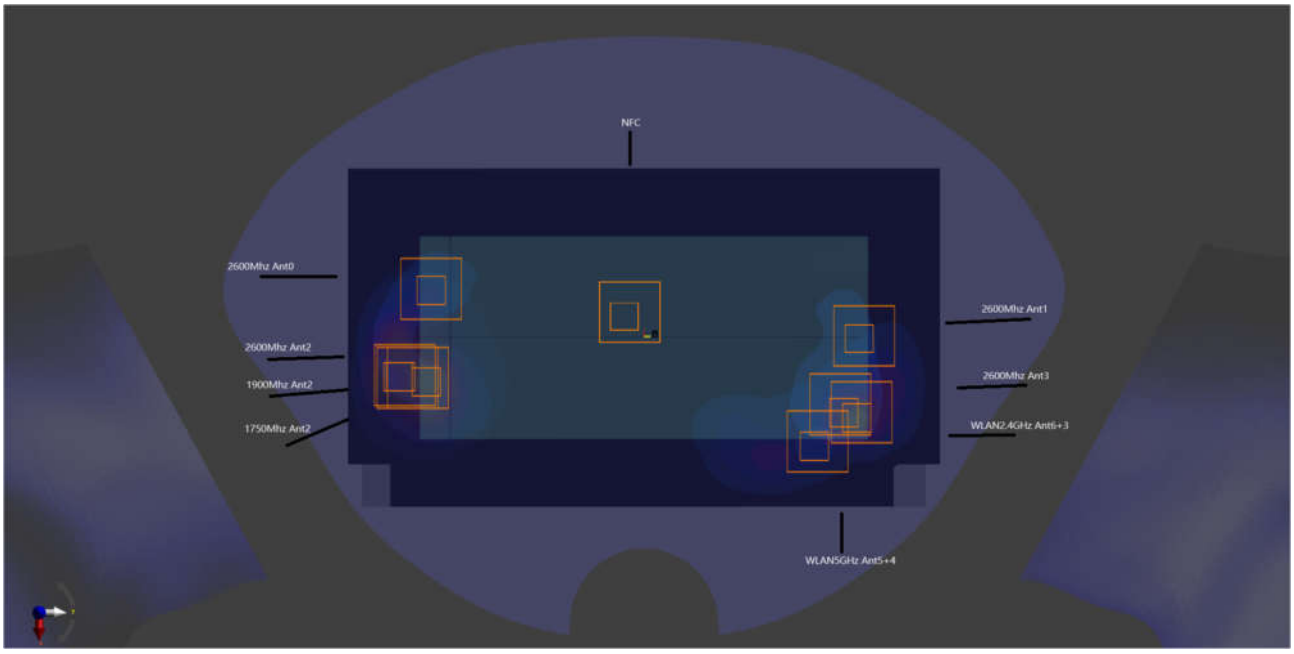

Extremity WWAN+WLAN+BT+NFC Front 0mm

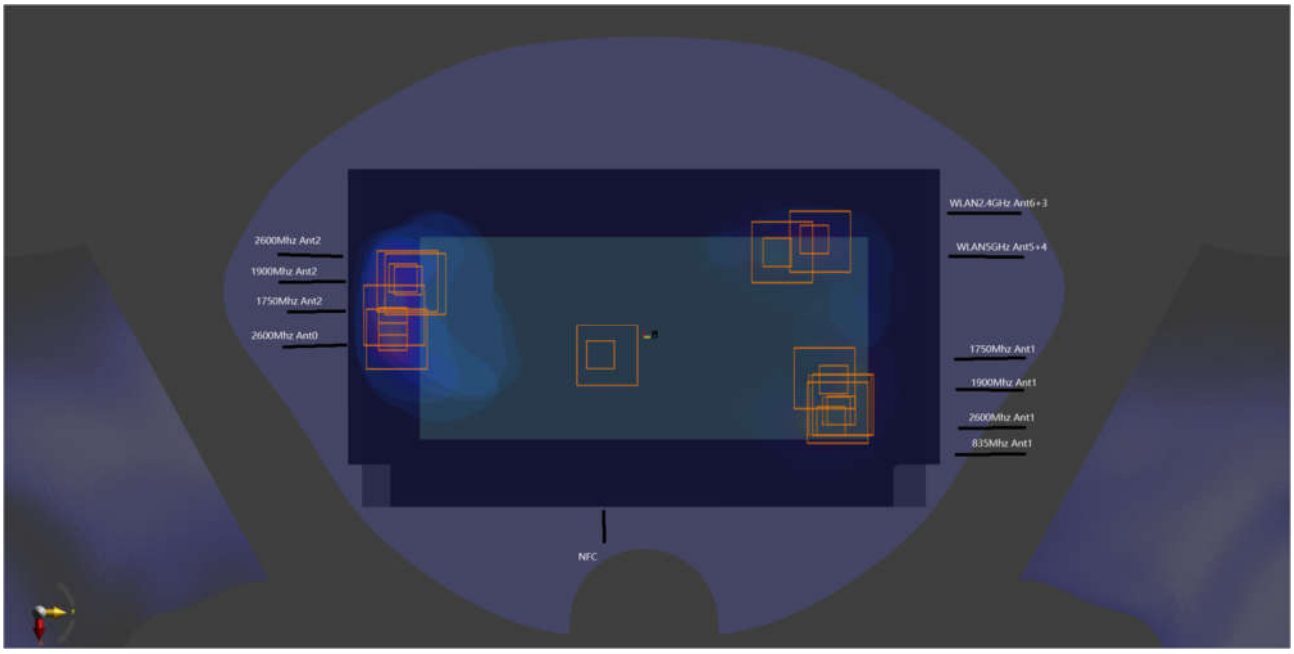

Extremity WWAN+WLAN+BT+NFC Back 0mm

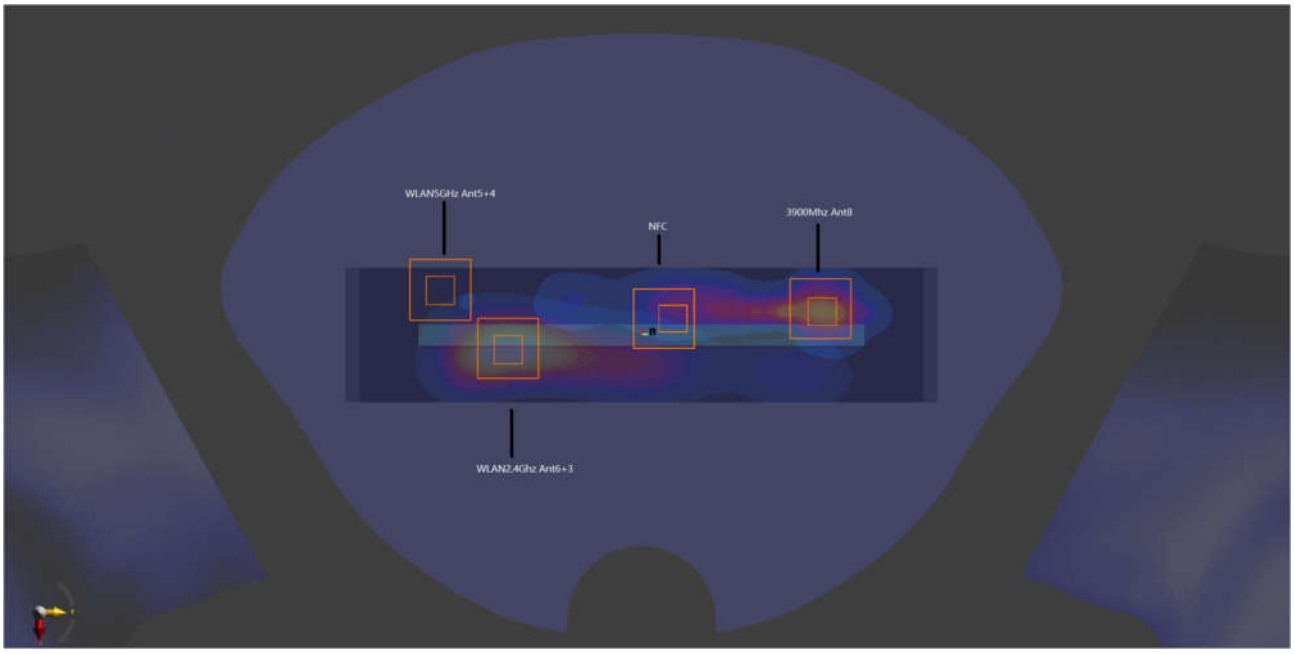

Extremity WWAN+WLAN+BT+NFC Right Side 0mm

<Head>

No.1	Position	SAR 1g SAR (W/kg)	Summed	Gap	SAR peak location (mm)			3D distance (mm)	Summed SAR (W/kg)	SPLSR Results	Simultaneous SAR
					X	Y	Z				
Ant8	Right Cheek	0.354	0.354	0mm	49.3	-253	-171.9	77.4	1.66	0.03	Not required
Ant1		1.303	1.303	0mm	5.3	-316.6	-170				
No.2	**Position**	**SAR 1g SAR (W/kg)**	**Summed**	**Gap**	**SAR peak location (mm)**			**3D distance (mm)**	**Summed SAR (W/kg)**	**SPLSR Results**	**Simultaneous SAR**
					X	Y	Z				
Ant8	Right Cheek	0.354	0.354	0mm	49.3	-253	-171.9	71.2	1.66	0.03	Not required
Ant7		1.308	1.308	0mm	54.5	-324	-170.8				

No.3	Position	SAR 1g SAR (W/kg)	Summed	Gap	SAR peak location (mm)			3D distance (mm)	Summed SAR (W/kg)	SPLSR Results	Simultaneous SAR
					X	Y	Z				
Ant0	Left Cheek	0.383	0.383	0mm	55.4	269.9	-172.4	65.6	1.69	0.03	Not required
Ant3		1.308	1.308	0mm	25.9	328.5	-171.7				
No.5	**Position**	**SAR 1g SAR (W/kg)**	**Summed**	**Gap**	**SAR peak location (mm)**			**3D distance (mm)**	**Summed SAR (W/kg)**	**SPLSR Results**	**Simultaneous SAR**
					X	Y	Z				
Ant0	Left Cheek	0.383	0.383	0mm	55.4	269.9	-172.4	64.3	1.78	0.04	Not required
WLAN2.4GHz Ant6+3		1.394	1.394	0mm	27.2	327.7	-171.8				
No.6	**Position**	**SAR 1g SAR (W/kg)**	**Summed**	**Gap**	**SAR peak location (mm)**			**3D distance (mm)**	**Summed SAR (W/kg)**	**SPLSR Results**	**Simultaneous SAR**
					X	Y	Z				
Ant2	Left Cheek	0.315	0.315	0mm	60.1	251.8	-170	84.0	1.62	0.02	Not required
Ant3		1.308	1.308	0mm	25.9	328.5	-171.7				
No.7	**Position**	**SAR 1g SAR (W/kg)**	**Summed**	**Gap**	**SAR peak location (mm)**			**3D distance (mm)**	**Summed SAR (W/kg)**	**SPLSR Results**	**Simultaneous SAR**
					X	Y	Z				
Ant2	Left Cheek	0.315	0.315	0mm	60.1	251.8	-170	82.7	1.71	0.03	Not required
WLAN2.4GHz Ant6+3		1.394	1.394	0mm	27.2	327.7	-171.8				
No.8	**Position**	**SAR 1g SAR (W/kg)**	**Summed**	**Gap**	**SAR peak location (mm)**			**3D distance (mm)**	**Summed SAR (W/kg)**	**SPLSR Results**	**Simultaneous SAR**
					X	Y	Z				
Ant8	Left Cheek	0.257	0.257	0mm	56.3	257.3	-172.1	76.2	1.65	0.03	Not required
WLAN2.4GHz Ant6+3		1.394	1.394	0mm	27.2	327.7	-171.8				

<Hotspot>

No.58	Position	SAR 1g SAR (W/kg)	Summed	Gap	SAR peak location (mm)			3D distance (mm)	Summed SAR (W/kg)	SPLSR Results	Simultaneous SAR
					X	Y	Z				
Ant0	Front	0.938	0.938	5mm	-40	-75	-204	147.4	1.76	0.02	Not required
Ant1		0.819	0.819	5mm	-50.5	72	-204				
No.59	**Position**	**SAR 1g SAR (W/kg)**	**Summed**	**Gap**	**SAR peak location (mm)**			**3D distance (mm)**	**Summed SAR (W/kg)**	**SPLSR Results**	**Simultaneous SAR**
					X	Y	Z				
Ant0	Front	0.938	0.938	5mm	-40	-75	-204	154.7	1.78	0.02	Not required
Ant3		0.841	0.841	5mm	3.5	73.5	-204				
No.60	**Position**	**SAR 1g SAR (W/kg)**	**Summed**	**Gap**	**SAR peak location (mm)**			**3D distance (mm)**	**Summed SAR (W/kg)**	**SPLSR Results**	**Simultaneous SAR**
					X	Y	Z				
Ant0	Front	0.938	0.938	5mm	-40	-75	-204	141.4	1.78	0.02	Not required
WLAN2.4GHz Ant6+3		0.842	0.842	5mm	2	60	-204				
No.61	**Position**	**SAR 1g SAR (W/kg)**	**Summed**	**Gap**	**SAR peak location (mm)**			**3D distance (mm)**	**Summed SAR (W/kg)**	**SPLSR Results**	**Simultaneous SAR**
					X	Y	Z				
Ant0	Front	0.938	0.938	5mm	-40	-75	-204	149.2	1.64	0.01	Not required
WLAN5GHz Ant5+4		0.697	0.697	5mm	-5	70	-204				
No.62	**Position**	**SAR 1g SAR (W/kg)**	**Summed**	**Gap**	**SAR peak location (mm)**			**3D distance (mm)**	**Summed SAR (W/kg)**	**SPLSR Results**	**Simultaneous SAR**
					X	Y	Z				
Ant2	Front	1.275	1.275	5mm	-10	-88.5	-204	165.5	2.09	0.02	Not required
Ant1		0.819	0.819	5mm	-50.5	72	-204				
No.63	**Position**	**SAR 1g SAR (W/kg)**	**Summed**	**Gap**	**SAR peak location (mm)**			**3D distance (mm)**	**Summed SAR (W/kg)**	**SPLSR Results**	**Simultaneous SAR**
					X	Y	Z				
Ant2	Front	1.275	1.275	5mm	-40	-75	-204	154.7	2.12	0.02	Not required

Ant3		0.841	0.841	5mm	3.5	73.5	-204				
No.64	**Position**	**SAR 1g SAR (W/kg)**	**Summed**	**Gap**	**SAR peak location (mm)**			**3D distance (mm)**	**Summed SAR (W/kg)**	**SPLSR Results**	**Simultaneous SAR**
					X	**Y**	**Z**				
Ant2	Front	1.275	1.275	5mm	-40	-75	-204	155.1	1.70	0.01	Not required
Ant4		0.429	0.429	5mm	-22	79	-207				
No.65	**Position**	**SAR 1g SAR (W/kg)**	**Summed**	**Gap**	**SAR peak location (mm)**			**3D distance (mm)**	**Summed SAR (W/kg)**	**SPLSR Results**	**Simultaneous SAR**
					X	**Y**	**Z**				
Ant2	Front	1.275	1.275	5mm	-40	-75	-204	155.3	1.73	0.01	Not required
Ant5		0.458	0.458	5mm	11.5	71.5	-207				
No.66	**Position**	**SAR 1g SAR (W/kg)**	**Summed**	**Gap**	**SAR peak location (mm)**			**3D distance (mm)**	**Summed SAR (W/kg)**	**SPLSR Results**	**Simultaneous SAR**
					X	**Y**	**Z**				
Ant2	Front	1.275	1.275	5mm	-40	-75	-204	134.8	1.68	0.02	Not required
Ant7		0.408	0.408	5mm	-55	59	-204				
No.67	**Position**	**SAR 1g SAR (W/kg)**	**Summed**	**Gap**	**SAR peak location (mm)**			**3D distance (mm)**	**Summed SAR (W/kg)**	**SPLSR Results**	**Simultaneous SAR**
					X	**Y**	**Z**				
Ant2	Front	1.275	1.275	5mm	-40	-75	-204	141.4	2.12	0.02	Not required
WLAN2.4GHz Ant6+3		0.842	0.842	5mm	2	60	-204				
No.68	**Position**	**SAR 1g SAR (W/kg)**	**Summed**	**Gap**	**SAR peak location (mm)**			**3D distance (mm)**	**Summed SAR (W/kg)**	**SPLSR Results**	**Simultaneous SAR**
					X	**Y**	**Z**				
Ant2	Front	1.275	1.275	5mm	-40	-75	-204	149.2	1.97	0.02	Not required
WLAN5GHz Ant5+4		0.697	0.697	5mm	-5	70	-204				

No.69	**Position**	**SAR 1g SAR (W/kg)**	**Summed**	**Gap**	**SAR peak location (mm)**			**3D distance (mm)**	**Summed SAR (W/kg)**	**SPLSR Results**	**Simultaneous SAR**
					X	**Y**	**Z**				
Ant0	Back	1.304	1.304	5mm	-7	-76.5	-204	139.8	2.62	0.03	Not required
Ant1		1.313	1.313	5mm	2	63	-204				
No.70	**Position**	**SAR 1g SAR (W/kg)**	**Summed**	**Gap**	**SAR peak location (mm)**			**3D distance (mm)**	**Summed SAR (W/kg)**	**SPLSR Results**	**Simultaneous SAR**
					X	**Y**	**Z**				
Ant0	Back	1.304	1.304	5mm	-8.5	-76.5	-204	154.3	2.02	0.02	Not required
Ant3		0.712	0.712	5mm	-50.5	72	-204				
No.71	**Position**	**SAR 1g SAR (W/kg)**	**Summed**	**Gap**	**SAR peak location (mm)**			**3D distance (mm)**	**Summed SAR (W/kg)**	**SPLSR Results**	**Simultaneous SAR**
					X	**Y**	**Z**				
Ant0	Back	1.304	1.304	5mm	-8.5	-76.5	-204	152.6	2.00	0.02	Not required
Ant4		0.691	0.691	5mm	-37.7	73.3	-207				
No.72	**Position**	**SAR 1g SAR (W/kg)**	**Summed**	**Gap**	**SAR peak location (mm)**			**3D distance (mm)**	**Summed SAR (W/kg)**	**SPLSR Results**	**Simultaneous SAR**
					X	**Y**	**Z**				
Ant0	Back	1.304	1.304	5mm	-52	-85.5	-204	156.0	1.96	0.02	Not required
Ant5		0.657	0.657	5mm	-64	70	-204				
No.73	**Position**	**SAR 1g SAR (W/kg)**	**Summed**	**Gap**	**SAR peak location (mm)**			**3D distance (mm)**	**Summed SAR (W/kg)**	**SPLSR Results**	**Simultaneous SAR**
					X	**Y**	**Z**				
Ant0	Back	1.304	1.304	5mm	-7	-76.5	-204	107.2	1.95	0.03	Not required
Ant7		0.643	0.643	5mm	5	30	-204				
No.74	**Position**	**SAR 1g SAR (W/kg)**	**Summed**	**Gap**	**SAR peak location (mm)**			**3D distance (mm)**	**Summed SAR (W/kg)**	**SPLSR Results**	**Simultaneous SAR**
					X	**Y**	**Z**				
Ant0	Back	1.304	1.304	5mm	-52	-85.5	-204	129.1	2.63	0.03	Not required
WLAN2.4GHz Ant6+3		1.323	1.323	5mm	-58	43.5	-204				
No.75	**Position**	**SAR 1g SAR (W/kg)**	**Summed**	**Gap**	**SAR peak location (mm)**			**3D distance (mm)**	**Summed SAR (W/kg)**	**SPLSR Results**	**Simultaneous SAR**
					X	**Y**	**Z**				
Ant0	Back	1.304	1.304	5mm	-52	-85.5	-204	137.0	2.50	0.03	Not required
WLAN5GHz Ant5+4		1.193	1.193	5mm	-64	51	-204				
No.76	**Position**	**SAR 1g SAR (W/kg)**	**Summed**	**Gap**	**SAR peak location (mm)**			**3D distance (mm)**	**Summed SAR (W/kg)**	**SPLSR Results**	**Simultaneous SAR**
					X	**Y**	**Z**				
Ant0	Back	1.304	1.304	5mm	-52	-85.5	-204	117.0	2.05	0.03	Not required
BT Ant6		0.743	0.743	5mm	-55	31.5	-204				
No.77	**Position**	**SAR 1g SAR (W/kg)**	**Summed**	**Gap**	**SAR peak location (mm)**			**3D distance (mm)**	**Summed SAR (W/kg)**	**SPLSR Results**	**Simultaneous SAR**
					X	**Y**	**Z**				

Ant0	Back	1.304	1.304	5mm	-8.5	-76.5	-204	156.2	1.68	0.01	Not required
BT Ant3		0.373	0.373	5mm	-52	73.5	-204				
No.38	**Position**	**SAR 1g SAR (W/kg)**	**Summed**	**Gap**	**SAR peak location (mm)**			**3D distance (mm)**	**Summed SAR (W/kg)**	**SPLSR Results**	**Simultaneous SAR**
					X	**Y**	**Z**				
Ant2	Back	1.048	1.048	5mm	-49	-82.5	-204	151.2	2.36	0.02	Not required
Ant1		1.313	1.313	5mm	-20.5	66	-204				
No.79	**Position**	**SAR 1g SAR (W/kg)**	**Summed**	**Gap**	**SAR peak location (mm)**			**3D distance (mm)**	**Summed SAR (W/kg)**	**SPLSR Results**	**Simultaneous SAR**
					X	**Y**	**Z**				
Ant2	Back	1.048	1.048	5mm	-49	-82.5	-204	154.5	1.76	0.02	Not required
Ant3		0.712	0.712	5mm	-50.5	72	-204				
No.80	**Position**	**SAR 1g SAR (W/kg)**	**Summed**	**Gap**	**SAR peak location (mm)**			**3D distance (mm)**	**Summed SAR (W/kg)**	**SPLSR Results**	**Simultaneous SAR**
					X	**Y**	**Z**				
Ant2	Back	1.048	1.048	5mm	-49	-82.5	-204	156.2	1.74	0.01	Not required
Ant4		0.691	0.691	5mm	-37.7	73.3	-207				
No.81	**Position**	**SAR 1g SAR (W/kg)**	**Summed**	**Gap**	**SAR peak location (mm)**			**3D distance (mm)**	**Summed SAR (W/kg)**	**SPLSR Results**	**Simultaneous SAR**
					X	**Y**	**Z**				
Ant2	Back	1.048	1.048	5mm	-49	-82.5	-204	153.2	1.71	0.01	Not required
Ant5		0.657	0.657	5mm	-64	70	-204				
No.82	**Position**	**SAR 1g SAR (W/kg)**	**Summed**	**Gap**	**SAR peak location (mm)**			**3D distance (mm)**	**Summed SAR (W/kg)**	**SPLSR Results**	**Simultaneous SAR**
					X	**Y**	**Z**				
Ant2	Back	1.048	1.048	5mm	-25	-87	-204	120.8	1.69	0.02	Not required
Ant7		0.643	0.643	5mm	5	30	-204				
No.83	**Position**	**SAR 1g SAR (W/kg)**	**Summed**	**Gap**	**SAR peak location (mm)**			**3D distance (mm)**	**Summed SAR (W/kg)**	**SPLSR Results**	**Simultaneous SAR**
					X	**Y**	**Z**				
Ant2	Back	1.048	1.048	5mm	-49	-82.5	-204	126.3	2.37	0.03	Not required
WLAN2.4GHz Ant6+3		1.323	1.323	5mm	-58	43.5	-204				
No.84	**Position**	**SAR 1g SAR (W/kg)**	**Summed**	**Gap**	**SAR peak location (mm)**			**3D distance (mm)**	**Summed SAR (W/kg)**	**SPLSR Results**	**Simultaneous SAR**
					X	**Y**	**Z**				
Ant2	Back	1.048	1.048	5mm	-49	-82.5	-204	134.3	2.24	0.03	Not required
WLAN5GHz Ant5+4		1.193	1.193	5mm	-64	51	-204				
No.85	**Position**	**SAR 1g SAR (W/kg)**	**Summed**	**Gap**	**SAR peak location (mm)**			**3D distance (mm)**	**Summed SAR (W/kg)**	**SPLSR Results**	**Simultaneous SAR**
					X	**Y**	**Z**				
Ant2	Back	1.048	1.048	5mm	-49	-82.5	-204	114.2	1.79	0.02	Not required
BT Ant6		0.743	0.743	5mm	-55	31.5	-204				
No.86	**Position**	**SAR 1g SAR (W/kg)**	**Summed**	**Gap**	**SAR peak location (mm)**			**3D distance (mm)**	**Summed SAR (W/kg)**	**SPLSR Results**	**Simultaneous SAR**
					X	**Y**	**Z**				
Ant8	Back	0.422	0.422	5mm	-55	-88	-204	157.8	1.74	0.01	Not required
Ant1		1.313	1.313	5mm	-20.5	66	-204				
No.88	**Position**	**SAR 1g SAR (W/kg)**	**Summed**	**Gap**	**SAR peak location (mm)**			**3D distance (mm)**	**Summed SAR (W/kg)**	**SPLSR Results**	**Simultaneous SAR**
					X	**Y**	**Z**				
Ant8	Back	0.422	0.422	5mm	-55	-88	-204	131.5	1.75	0.02	Not required
WLAN2.4GHz Ant6+3		1.323	1.323	5mm	-58	43.5	-204				
No.89	**Position**	**SAR 1g SAR (W/kg)**	**Summed**	**Gap**	**SAR peak location (mm)**			**3D distance (mm)**	**Summed SAR (W/kg)**	**SPLSR Results**	**Simultaneous SAR**
					X	**Y**	**Z**				
Ant8	Back	0.422	0.422	5mm	-55	-88	-204	139.3	1.62	0.01	Not required
WLAN5GHz Ant5+4		1.193	1.193	5mm	-64	51	-204				

No.90	**Position**	**SAR 1g SAR (W/kg)**	**Summed**	**Gap**	**SAR peak location (mm)**			**3D distance (mm)**	**Summed SAR (W/kg)**	**SPLSR Results**	**Simultaneous SAR**
					X	**Y**	**Z**				
Ant0	Left Side	1.009	1.009	5mm	-32.2	-50	-204	108.0	2.18	0.03	Not required
Ant1		1.175	1.175	5mm	-31	58	-204				
No.91	**Position**	**SAR 1g SAR (W/kg)**	**Summed**	**Gap**	**SAR peak location (mm)**			**3D distance (mm)**	**Summed SAR (W/kg)**	**SPLSR Results**	**Simultaneous SAR**
					X	**Y**	**Z**				
Ant0	Left Side	1.009	1.009	5mm	-32.2	-50	-204	90.0	2.31	0.04	Not required
Ant7		1.301	1.301	5mm	-33	40	-204				
No.92	**Position**	**SAR 1g**	**Summed**	**Gap**	**SAR peak location (mm)**			**3D distance**	**Summed**	**SPLSR**	**Simultaneous**

		SAR (W/kg)			X	Y	Z	(mm)	SAR (W/kg)	Results	SAR
Ant2	Left Side	0.384	0.384	5mm	-25.8	-33	-204	73.4	1.69	0.03	Not required
Ant7		1.301	1.301	5mm	-33	40	-204				

No.94	Position	SAR 1g SAR (W/kg)	Summed	Gap	SAR peak location (mm)			3D distance (mm)	Summed SAR (W/kg)	SPLSR Results	Simultaneous SAR
					X	Y	Z				
Ant2	Right Side	0.715	0.715	5mm	-39	63	-204	107.2	1.85	0.02	Not required
WLAN2.4GHz Ant6+3		1.138	1.138	5mm	-32.2	-44	-204				
No.95	**Position**	**SAR 1g SAR (W/kg)**	**Summed**	**Gap**	**SAR peak location (mm)**			**3D distance (mm)**	**Summed SAR (W/kg)**	**SPLSR Results**	**Simultaneous SAR**
					X	Y	Z				
Ant2	Right Side	0.715	0.715	5mm	-39	63	-204	122.1	1.90	0.02	Not required
WLAN5GHz Ant5+4		1.187	1.187	5mm	-33	-59	-204				
No.96	**Position**	**SAR 1g SAR (W/kg)**	**Summed**	**Gap**	**SAR peak location (mm)**			**3D distance (mm)**	**Summed SAR (W/kg)**	**SPLSR Results**	**Simultaneous SAR**
					X	Y	Z				
Ant8	Right Side	1.233	1.233	5mm	-25.8	52	-204	121.2	1.60	0.02	Not required
Ant3		0.370	0.370	5mm	-32.2	-69	-204				
No.97	**Position**	**SAR 1g SAR (W/kg)**	**Summed**	**Gap**	**SAR peak location (mm)**			**3D distance (mm)**	**Summed SAR (W/kg)**	**SPLSR Results**	**Simultaneous SAR**
					X	Y	Z				
Ant8	Right Side	1.233	1.233	5mm	-25.8	52	-204	114.2	1.99	0.02	Not required
Ant5		0.759	0.759	5mm	-32.2	-62	-204				
No.98	**Position**	**SAR 1g SAR (W/kg)**	**Summed**	**Gap**	**SAR peak location (mm)**			**3D distance (mm)**	**Summed SAR (W/kg)**	**SPLSR Results**	**Simultaneous SAR**
					X	Y	Z				
Ant8	Right Side	1.233	1.233	5mm	-25.8	52	-204	96.2	2.37	0.04	Not required
WLAN2.4GHz Ant6+3		1.138	1.138	5mm	-32.2	-44	-204				
No.99	**Position**	**SAR 1g SAR (W/kg)**	**Summed**	**Gap**	**SAR peak location (mm)**			**3D distance (mm)**	**Summed SAR (W/kg)**	**SPLSR Results**	**Simultaneous SAR**
					X	Y	Z				
Ant8	Right Side	1.233	1.233	5mm	-25.8	52	-204	111.2	2.42	0.03	Not required
WLAN5GHz Ant5+4		1.187	1.187	5mm	-33	-59	-204				
No.100	**Position**	**SAR 1g SAR (W/kg)**	**Summed**	**Gap**	**SAR peak location (mm)**			**3D distance (mm)**	**Summed SAR (W/kg)**	**SPLSR Results**	**Simultaneous SAR**
					X	Y	Z				
Ant8	Right Side	1.233	1.233	5mm	-25.8	52	-204	100.1	1.74	0.02	Not required
BT Ant6		0.510	0.510	5mm	-22.6	-48	-204				

<Body-worn>

No.9	Position	SAR 1g SAR (W/kg)	Summed	Gap	SAR peak location (mm)			3D distance (mm)	Summed SAR (W/kg)	SPLSR Results	Simultaneous SAR
					X	Y	Z				
Ant0	Front	1.315	1.315	5mm	-40	-75	-204	147.4	2.34	0.02	Not required
Ant1		1.024	1.024	5mm	-50.5	72	-204				
No.10	**Position**	**SAR 1g SAR (W/kg)**	**Summed**	**Gap**	**SAR peak location (mm)**			**3D distance (mm)**	**Summed SAR (W/kg)**	**SPLSR Results**	**Simultaneous SAR**
					X	Y	Z				
Ant0	Front	1.315	1.315	5mm	-40	-75	-204	154.7	2.63	0.03	Not required
Ant3		1.316	1.316	5mm	3.5	73.5	-204				
No.11	**Position**	**SAR 1g SAR (W/kg)**	**Summed**	**Gap**	**SAR peak location (mm)**			**3D distance (mm)**	**Summed SAR (W/kg)**	**SPLSR Results**	**Simultaneous SAR**
					X	Y	Z				
Ant0	Front	1.315	1.315	5mm	-40	-75	-204	155.1	2.11	0.02	Not required
Ant4		0.793	0.793	5mm	-22	79	-207				
No.12	**Position**	**SAR 1g SAR (W/kg)**	**Summed**	**Gap**	**SAR peak location (mm)**			**3D distance (mm)**	**Summed SAR (W/kg)**	**SPLSR Results**	**Simultaneous SAR**
					X	Y	Z				
Ant0	Front	1.315	1.315	5mm	-40	-75	-204	155.3	1.90	0.02	Not required
Ant5		0.583	0.583	5mm	11.5	71.5	-207				
No.13	**Position**	**SAR 1g SAR (W/kg)**	**Summed**	**Gap**	**SAR peak location (mm)**			**3D distance (mm)**	**Summed SAR (W/kg)**	**SPLSR Results**	**Simultaneous SAR**
					X	Y	Z				
Ant0	Front	1.315	1.315	5mm	-40	-75	-204	134.8	2.51	0.03	Not required
Ant7		1.199	1.199	5mm	-55	59	-204				
No.14	**Position**	**SAR 1g SAR (W/kg)**	**Summed**	**Gap**	**SAR peak location (mm)**			**3D distance (mm)**	**Summed SAR (W/kg)**	**SPLSR Results**	**Simultaneous SAR**
					X	Y	Z				

Ant0	Front	1.315	1.315	5mm	-40	-75	-204	141.4	2.16	0.02	Not required
WLAN2.4GHz Ant6+3		0.842	0.842	5mm	2	60	-204				
No.15	**Position**	**SAR 1g SAR (W/kg)**	**Summed**	**Gap**	**SAR peak location (mm)**			**3D distance (mm)**	**Summed SAR (W/kg)**	**SPLSR Results**	**Simultaneous SAR**
					X	**Y**	**Z**				
Ant0	Front	1.315	1.315	5mm	-40	-75	-204	149.2	1.99	0.02	Not required
WLAN5GHz Ant5+4		0.679	0.679	5mm	-5	70	-204				
No.16	**Position**	**SAR 1g SAR (W/kg)**	**Summed**	**Gap**	**SAR peak location (mm)**			**3D distance (mm)**	**Summed SAR (W/kg)**	**SPLSR Results**	**Simultaneous SAR**
					X	**Y**	**Z**				
Ant0	Front	1.315	1.315	5mm	-40	-75	-204	151.5	1.87	0.02	Not required
WLAN6GHz Ant5+4		0.552	0.552	5mm	9.9	68	-204				
No.17	**Position**	**SAR 1g SAR (W/kg)**	**Summed**	**Gap**	**SAR peak location (mm)**			**3D distance (mm)**	**Summed SAR (W/kg)**	**SPLSR Results**	**Simultaneous SAR**
					X	**Y**	**Z**				
Ant2	Front	1.340	1.340	5mm	-10	-88.5	-204	165.5	2.36	0.02	Not required
Ant1		1.024	1.024	5mm	-50.5	72	-204				
No.18	**Position**	**SAR 1g SAR (W/kg)**	**Summed**	**Gap**	**SAR peak location (mm)**			**3D distance (mm)**	**Summed SAR (W/kg)**	**SPLSR Results**	**Simultaneous SAR**
					X	**Y**	**Z**				
Ant2	Front	1.340	1.340	5mm	-40	-75	-204	154.7	2.66	0.03	Not required
Ant3		1.316	1.316	5mm	3.5	73.5	-204				
No.19	**Position**	**SAR 1g SAR (W/kg)**	**Summed**	**Gap**	**SAR peak location (mm)**			**3D distance (mm)**	**Summed SAR (W/kg)**	**SPLSR Results**	**Simultaneous SAR**
					X	**Y**	**Z**				
Ant2	Front	1.340	1.340	5mm	-40	-75	-204	155.1	2.13	0.02	Not required
Ant4		0.793	0.793	5mm	-22	79	-207				
No.20	**Position**	**SAR 1g SAR (W/kg)**	**Summed**	**Gap**	**SAR peak location (mm)**			**3D distance (mm)**	**Summed SAR (W/kg)**	**SPLSR Results**	**Simultaneous SAR**
					X	**Y**	**Z**				
Ant2	Front	1.340	1.340	5mm	-40	-75	-204	155.3	1.92	0.02	Not required
Ant5		0.583	0.583	5mm	11.5	71.5	-207				
No.21	**Position**	**SAR 1g SAR (W/kg)**	**Summed**	**Gap**	**SAR peak location (mm)**			**3D distance (mm)**	**Summed SAR (W/kg)**	**SPLSR Results**	**Simultaneous SAR**
					X	**Y**	**Z**				
Ant2	Front	1.340	1.340	5mm	-40	-75	-204	134.8	2.54	0.03	Not required
Ant7		1.199	1.199	5mm	-55	59	-204				
No.22	**Position**	**SAR 1g SAR (W/kg)**	**Summed**	**Gap**	**SAR peak location (mm)**			**3D distance (mm)**	**Summed SAR (W/kg)**	**SPLSR Results**	**Simultaneous SAR**
					X	**Y**	**Z**				
Ant2	Front	1.340	1.340	5mm	-40	-75	-204	141.4	2.18	0.02	Not required
WLAN2.4GHz Ant6+3		0.842	0.842	5mm	2	60	-204				
No.23	**Position**	**SAR 1g SAR (W/kg)**	**Summed**	**Gap**	**SAR peak location (mm)**			**3D distance (mm)**	**Summed SAR (W/kg)**	**SPLSR Results**	**Simultaneous SAR**
					X	**Y**	**Z**				
Ant2	Front	1.340	1.340	5mm	-40	-75	-204	149.2	2.02	0.02	Not required
WLAN5GHz Ant5+4		0.679	0.679	5mm	-5	70	-204				
No.24	**Position**	**SAR 1g SAR (W/kg)**	**Summed**	**Gap**	**SAR peak location (mm)**			**3D distance (mm)**	**Summed SAR (W/kg)**	**SPLSR Results**	**Simultaneous SAR**
					X	**Y**	**Z**				
Ant2	Front	1.340	1.340	5mm	-40	-75	-204	151.5	1.89	0.02	Not required
WLAN6GHz Ant5+4		0.552	0.552	5mm	9.9	68	-204				
No.25	**Position**	**SAR 1g SAR (W/kg)**	**Summed**	**Gap**	**SAR peak location (mm)**			**3D distance (mm)**	**Summed SAR (W/kg)**	**SPLSR Results**	**Simultaneous SAR**
					X	**Y**	**Z**				
Ant8	Front	0.687	0.687	5mm	4	-70	-204	147.9	1.71	0.02	Not required
Ant1		1.024	1.024	5mm	-25	75	-204				
No.26	**Position**	**SAR 1g SAR (W/kg)**	**Summed**	**Gap**	**SAR peak location (mm)**			**3D distance (mm)**	**Summed SAR (W/kg)**	**SPLSR Results**	**Simultaneous SAR**
					X	**Y**	**Z**				
Ant8	Front	0.687	0.687	5mm	4	-70	-204	143.5	2.00	0.02	Not required
Ant3		1.316	1.316	5mm	3.5	73.5	-204				
No.27	**Position**	**SAR 1g SAR (W/kg)**	**Summed**	**Gap**	**SAR peak location (mm)**			**3D distance (mm)**	**Summed SAR (W/kg)**	**SPLSR Results**	**Simultaneous SAR**
					X	**Y**	**Z**				
Ant8	Front	0.687	0.687	5mm	4	-70	-204	141.9	1.89	0.02	Not required
Ant7		1.199	1.199	5mm	-55	59	-204				

No.29	Position	SAR 1g SAR (W/kg)	Summed	Gap	SAR peak location (mm)			3D distance (mm)	Summed SAR (W/kg)	SPLSR Results	Simultaneous SAR
					X	Y	Z				
Ant0	Back	1.304	1.304	5mm	-7	-76.5	-204	139.8	2.62	0.03	Not required
Ant1		1.313	1.313	5mm	2	63	-204				
No.30	**Position**	**SAR 1g SAR (W/kg)**	**Summed**	**Gap**	**SAR peak location (mm)**			**3D distance (mm)**	**Summed SAR (W/kg)**	**SPLSR Results**	**Simultaneous SAR**
					X	Y	Z				
Ant0	Back	1.304	1.304	5mm	-8.5	-76.5	-204	154.3	2.57	0.03	Not required
Ant3		1.270	1.270	5mm	-50.5	72	-204				
No.31	**Position**	**SAR 1g SAR (W/kg)**	**Summed**	**Gap**	**SAR peak location (mm)**			**3D distance (mm)**	**Summed SAR (W/kg)**	**SPLSR Results**	**Simultaneous SAR**
					X	Y	Z				
Ant0	Back	1.304	1.304	5mm	-8.5	-76.5	-204	152.6	2.58	0.03	Not required
Ant4		1.278	1.278	5mm	-37.7	73.3	-207				
No.32	**Position**	**SAR 1g SAR (W/kg)**	**Summed**	**Gap**	**SAR peak location (mm)**			**3D distance (mm)**	**Summed SAR (W/kg)**	**SPLSR Results**	**Simultaneous SAR**
					X	Y	Z				
Ant0	Back	1.304	1.304	5mm	-52	-85.5	-204	156.0	2.28	0.02	Not required
Ant5		0.974	0.974	5mm	-64	70	-204				
No.33	**Position**	**SAR 1g SAR (W/kg)**	**Summed**	**Gap**	**SAR peak location (mm)**			**3D distance (mm)**	**Summed SAR (W/kg)**	**SPLSR Results**	**Simultaneous SAR**
					X	Y	Z				
Ant0	Back	1.304	1.304	5mm	-7	-76.5	-204	107.2	2.59	0.04	Not required
Ant7		1.290	1.290	5mm	5	30	-204				
No.34	**Position**	**SAR 1g SAR (W/kg)**	**Summed**	**Gap**	**SAR peak location (mm)**			**3D distance (mm)**	**Summed SAR (W/kg)**	**SPLSR Results**	**Simultaneous SAR**
					X	Y	Z				
Ant0	Back	1.304	1.304	5mm	-52	-85.5	-204	129.1	2.63	0.03	Not required
WLAN2.4GHz Ant6+3		1.323	1.323	5mm	-58	43.5	-204				
No.35	**Position**	**SAR 1g SAR (W/kg)**	**Summed**	**Gap**	**SAR peak location (mm)**			**3D distance (mm)**	**Summed SAR (W/kg)**	**SPLSR Results**	**Simultaneous SAR**
					X	Y	Z				
Ant0	Back	1.304	1.304	5mm	-52	-85.5	-204	137.0	2.50	0.03	Not required
WLAN5GHz Ant5+4		1.193	1.193	5mm	-64	51	-204				
No.36	**Position**	**SAR 1g SAR (W/kg)**	**Summed**	**Gap**	**SAR peak location (mm)**			**3D distance (mm)**	**Summed SAR (W/kg)**	**SPLSR Results**	**Simultaneous SAR**
					X	Y	Z				
Ant0	Back	1.304	1.304	5mm	-52	-85.5	-204	136.4	2.45	0.03	Not required
WLAN6GHz Ant5+4		1.148	1.148	5mm	-65.8	50.2	-204				
No.37	**Position**	**SAR 1g SAR (W/kg)**	**Summed**	**Gap**	**SAR peak location (mm)**			**3D distance (mm)**	**Summed SAR (W/kg)**	**SPLSR Results**	**Simultaneous SAR**
					X	Y	Z				
Ant0	Back	1.304	1.304	5mm	-52	-85.5	-204	117.0	2.05	0.03	Not required
BT Ant6		0.743	0.743	5mm	-55	31.5	-204				
No.38	**Position**	**SAR 1g SAR (W/kg)**	**Summed**	**Gap**	**SAR peak location (mm)**			**3D distance (mm)**	**Summed SAR (W/kg)**	**SPLSR Results**	**Simultaneous SAR**
					X	Y	Z				
Ant0	Back	1.304	1.304	5mm	-8.5	-76.5	-204	156.2	1.68	0.01	Not required
BT Ant3		0.373	0.373	5mm	-52	73.5	-204				
No.39	**Position**	**SAR 1g SAR (W/kg)**	**Summed**	**Gap**	**SAR peak location (mm)**			**3D distance (mm)**	**Summed SAR (W/kg)**	**SPLSR Results**	**Simultaneous SAR**
					X	Y	Z				
Ant2	Back	1.289	1.289	5mm	-49	-82.5	-204	151.2	2.60	0.03	Not required
Ant1		1.313	1.313	5mm	-20.5	66	-204				
No.40	**Position**	**SAR 1g SAR (W/kg)**	**Summed**	**Gap**	**SAR peak location (mm)**			**3D distance (mm)**	**Summed SAR (W/kg)**	**SPLSR Results**	**Simultaneous SAR**
					X	Y	Z				
Ant2	Back	1.289	1.289	5mm	-49	-82.5	-204	154.5	2.56	0.03	Not required
Ant3		1.270	1.270	5mm	-50.5	72	-204				
No.41	**Position**	**SAR 1g SAR (W/kg)**	**Summed**	**Gap**	**SAR peak location (mm)**			**3D distance (mm)**	**Summed SAR (W/kg)**	**SPLSR Results**	**Simultaneous SAR**
					X	Y	Z				
Ant2	Back	1.289	1.289	5mm	-49	-82.5	-204	156.2	2.57	0.03	Not required
Ant4		1.278	1.278	5mm	-37.7	73.3	-207				
No.42	**Position**	**SAR 1g SAR (W/kg)**	**Summed**	**Gap**	**SAR peak location (mm)**			**3D distance (mm)**	**Summed SAR (W/kg)**	**SPLSR Results**	**Simultaneous SAR**
					X	Y	Z				
Ant2	Back	1.289	1.289	5mm	-49	-82.5	-204	153.2	2.26	0.02	Not required
Ant5		0.974	0.974	5mm	-64	70	-204				

No.43	Position	SAR 1g SAR (W/kg)	Summed	Gap	SAR peak location (mm)			3D distance (mm)	Summed SAR (W/kg)	SPLSR Results	Simultaneous SAR
					X	Y	Z				
Ant2	Back	1.289	1.289	5mm	-25	-87	-204	120.8	2.58	0.03	Not required
Ant7		1.290	1.290	5mm	5	30	-204				
No.44	**Position**	**SAR 1g SAR (W/kg)**	**Summed**	**Gap**	**SAR peak location (mm)**			**3D distance (mm)**	**Summed SAR (W/kg)**	**SPLSR Results**	**Simultaneous SAR**
					X	Y	Z				
Ant2	Back	1.289	1.289	5mm	-49	-82.5	-204	126.3	2.61	0.03	Not required
WLAN2.4GHz Ant6+3		1.323	1.323	5mm	-58	43.5	-204				
No.45	**Position**	**SAR 1g SAR (W/kg)**	**Summed**	**Gap**	**SAR peak location (mm)**			**3D distance (mm)**	**Summed SAR (W/kg)**	**SPLSR Results**	**Simultaneous SAR**
					X	Y	Z				
Ant2	Back	1.289	1.289	5mm	-49	-82.5	-204	134.3	2.48	0.03	Not required
WLAN5GHz Ant5+4		1.193	1.193	5mm	-64	51	-204				
No.46	**Position**	**SAR 1g SAR (W/kg)**	**Summed**	**Gap**	**SAR peak location (mm)**			**3D distance (mm)**	**Summed SAR (W/kg)**	**SPLSR Results**	**Simultaneous SAR**
					X	Y	Z				
Ant2	Back	1.289	1.289	5mm	-49	-82.5	-204	133.8	2.44	0.03	Not required
WLAN6GHz Ant5+4		1.148	1.148	5mm	-65.8	50.2	-204				
No.47	**Position**	**SAR 1g SAR (W/kg)**	**Summed**	**Gap**	**SAR peak location (mm)**			**3D distance (mm)**	**Summed SAR (W/kg)**	**SPLSR Results**	**Simultaneous SAR**
					X	Y	Z				
Ant2	Back	1.289	1.289	5mm	-49	-82.5	-204	114.2	2.03	0.03	Not required
BT Ant6		0.743	0.743	5mm	-55	31.5	-204				
No.48	**Position**	**SAR 1g SAR (W/kg)**	**Summed**	**Gap**	**SAR peak location (mm)**			**3D distance (mm)**	**Summed SAR (W/kg)**	**SPLSR Results**	**Simultaneous SAR**
					X	Y	Z				
Ant2	Back	1.289	1.289	5mm	-49	-82.5	-204	156.0	1.66	0.01	Not required
BT Ant3		0.373	0.373	5mm	-52	73.5	-204				
No.49	**Position**	**SAR 1g SAR (W/kg)**	**Summed**	**Gap**	**SAR peak location (mm)**			**3D distance (mm)**	**Summed SAR (W/kg)**	**SPLSR Results**	**Simultaneous SAR**
					X	Y	Z				
Ant8	Back	0.756	0.756	5mm	-55	-88	-204	157.8	2.07	0.02	Not required
Ant1		1.313	1.313	5mm	-20.5	66	-204				
No.50	**Position**	**SAR 1g SAR (W/kg)**	**Summed**	**Gap**	**SAR peak location (mm)**			**3D distance (mm)**	**Summed SAR (W/kg)**	**SPLSR Results**	**Simultaneous SAR**
					X	Y	Z				
Ant8	Back	0.756	0.756	5mm	-55	-88	-204	160.0	2.03	0.02	Not required
Ant3		1.270	1.270	5mm	-52	72	-204				
No.51	**Position**	**SAR 1g SAR (W/kg)**	**Summed**	**Gap**	**SAR peak location (mm)**			**3D distance (mm)**	**Summed SAR (W/kg)**	**SPLSR Results**	**Simultaneous SAR**
					X	Y	Z				
Ant8	Back	0.756	0.756	5mm	-55	-88	-204	162.3	2.03	0.02	Not required
Ant4		1.278	1.278	5mm	-37.7	73.3	-207				
No.52	**Position**	**SAR 1g SAR (W/kg)**	**Summed**	**Gap**	**SAR peak location (mm)**			**3D distance (mm)**	**Summed SAR (W/kg)**	**SPLSR Results**	**Simultaneous SAR**
					X	Y	Z				
Ant8	Back	0.756	0.756	5mm	-55	-88	-204	158.3	1.73	0.01	Not required
Ant5		0.974	0.974	5mm	-64	70	-204				
No.53	**Position**	**SAR 1g SAR (W/kg)**	**Summed**	**Gap**	**SAR peak location (mm)**			**3D distance (mm)**	**Summed SAR (W/kg)**	**SPLSR Results**	**Simultaneous SAR**
					X	Y	Z				
Ant8	Back	0.756	0.756	5mm	-55	-88	-204	132.4	2.05	0.02	Not required
Ant7		1.290	1.290	5mm	5	30	-204				
No.54	**Position**	**SAR 1g SAR (W/kg)**	**Summed**	**Gap**	**SAR peak location (mm)**			**3D distance (mm)**	**Summed SAR (W/kg)**	**SPLSR Results**	**Simultaneous SAR**
					X	Y	Z				
Ant8	Back	0.756	0.756	5mm	-55	-88	-204	131.5	2.08	0.02	Not required
WLAN2.4GHz Ant6+3		1.323	1.323	5mm	-58	43.5	-204				
No.55	**Position**	**SAR 1g SAR (W/kg)**	**Summed**	**Gap**	**SAR peak location (mm)**			**3D distance (mm)**	**Summed SAR (W/kg)**	**SPLSR Results**	**Simultaneous SAR**
					X	Y	Z				
Ant8	Back	0.756	0.756	5mm	-55	-88	-204	139.3	1.95	0.02	Not required
WLAN5GHz Ant5+4		1.193	1.193	5mm	-64	51	-204				
No.56	**Position**	**SAR 1g SAR (W/kg)**	**Summed**	**Gap**	**SAR peak location (mm)**			**3D distance (mm)**	**Summed SAR (W/kg)**	**SPLSR Results**	**Simultaneous SAR**
					X	Y	Z				
Ant8	Back	0.756	0.756	5mm	-55	-88	-204	138.6	1.90	0.02	Not required
WLAN6GHz Ant5+4		1.148	1.148	5mm	-65.8	50.2	-204				

<Extremity>

No.103	Position	SAR 10g SAR (W/kg)	Summed	Gap	SAR peak location (mm)			3D distance (mm)	Summed SAR (W/kg)	SPLSR Results	Simultaneous SAR
					X	Y	Z				
Ant0	Front	1.708	1.708	0mm	-40.3	-75.2	-204	165.9	5.02	0.07	Not required
Ant3 NFC		3.306	3.306	0mm	6.5	84	-204				
		0.002	0.002	0mm							
No.104	**Position**	**SAR 10g SAR (W/kg)**	**Summed**	**Gap**	**SAR peak location (mm)**			**3D distance (mm)**	**Summed SAR (W/kg)**	**SPLSR Results**	**Simultaneous SAR**
					X	Y	Z				
Ant0	Front	1.708	1.708	0mm	-40.3	-75.2	-204	156.9	4.57	0.06	Not required
WLAN2.4GHz Ant6+3 NFC		2.862	2.862	0mm	5	75	-204				
		0.002	0.002	0mm							
No.105	**Position**	**SAR 10g SAR (W/kg)**	**Summed**	**Gap**	**SAR peak location (mm)**			**3D distance (mm)**	**Summed SAR (W/kg)**	**SPLSR Results**	**Simultaneous SAR**
					X	Y	Z				
Ant2	Front	3.263	3.263	0mm	-10	-85.5	-204	163.6	5.49	0.08	Not required
Ant1 NFC		2.224	2.224	0mm	-21.6	77.7	-207				
		0.002	0.002	0mm							
No.106	**Position**	**SAR 10g SAR (W/kg)**	**Summed**	**Gap**	**SAR peak location (mm)**			**3D distance (mm)**	**Summed SAR (W/kg)**	**SPLSR Results**	**Simultaneous SAR**
					X	Y	Z				
Ant2	Front	3.263	3.263	0mm	-10	-85.5	-204	170.3	6.57	0.10	Not required
Ant3		3.306	3.306	0mm	6.5	84	-204				
NFC		0.002	0.002	0mm							
No.109	**Position**	**SAR 10g SAR (W/kg)**	**Summed**	**Gap**	**SAR peak location (mm)**			**3D distance (mm)**	**Summed SAR (W/kg)**	**SPLSR Results**	**Simultaneous SAR**
					X	Y	Z				
Ant2	Front	3.263	3.263	0mm	-10	-85.5	-204	161.2	6.13	0.09	Not required
WLAN2.4GHz Ant6+3 NFC		2.862	2.862	0mm	5	75	-204				
		0.002	0.002	0mm							
No.110	**Position**	**SAR 10g SAR (W/kg)**	**Summed**	**Gap**	**SAR peak location (mm)**			**3D distance (mm)**	**Summed SAR (W/kg)**	**SPLSR Results**	**Simultaneous SAR**
					X	Y	Z				
Ant2	Front	3.263	3.263	0mm	-10	-85.5	-204	162.6	4.42	0.06	Not required
WLAN5GHz Ant5+4 NFC		1.151	1.151	0mm	5	76.4	-204				
		0.002	0.002	0mm							

No.112	Position	SAR 10g SAR (W/kg)	Summed	Gap	SAR peak location (mm)			3D distance (mm)	Summed SAR (W/kg)	SPLSR Results	Simultaneous SAR
					X	Y	Z				
Ant0	Back	2.335	2.335	0mm	-21	-86	-204	149.2	5.18	0.08	Not required
Ant1 NFC		2.833	2.833	0mm	4.5	61	-204				
		0.013	0.013	0mm							
No.114	**Position**	**SAR 10g SAR (W/kg)**	**Summed**	**Gap**	**SAR peak location (mm)**			**3D distance (mm)**	**Summed SAR (W/kg)**	**SPLSR Results**	**Simultaneous SAR**
					X	Y	Z				
Ant0	Back	2.335	2.335	0mm	-27	-85.5	-204	134.9	5.25	0.09	Not required
WLAN2.4GHz Ant6+3 NFC		2.906	2.906	0mm	-55	46.5	-204				
		0.013	0.013	0mm							
No.116	**Position**	**SAR 10g SAR (W/kg)**	**Summed**	**Gap**	**SAR peak location (mm)**			**3D distance (mm)**	**Summed SAR (W/kg)**	**SPLSR Results**	**Simultaneous SAR**
					X	Y	Z				
Ant2	Back	2.201	2.201	0mm	-40	-75	-204	142.6	5.05	0.08	Not required
Ant1 NFC		2.833	2.833	0mm	-4	63	-204				
		0.013	0.013	0mm							
No.118	**Position**	**SAR 10g SAR (W/kg)**	**Summed**	**Gap**	**SAR peak location (mm)**			**3D distance (mm)**	**Summed SAR (W/kg)**	**SPLSR Results**	**Simultaneous SAR**
					X	Y	Z				
Ant2	Back	2.201	2.201	0mm	-41	-75	-207	122.3	5.12	0.09	Not required
WLAN2.4GHz Ant6+3 NFC		2.906	2.906	0mm	-55	46.5	-204				
		0.013	0.013	0mm							

No.120	Position	SAR 10g	Summed	Gap	SAR peak location (mm)	3D distance	Summed	SPLSR	Simultaneous

		SAR (W/kg)			X	Y	Z	(mm)	SAR (W/kg)	Results	SAR
Ant8	Right Side	3.078	3.078	0mm	-33	85	-204	135.2	5.56	0.10	Not required
WLAN2.4GHz Ant6+3 NFC		2.480	2.480	0mm	-19.4	-49.5	-204				
		0.001	0.001	0mm							
No.121	**Position**	**SAR 10g SAR (W/kg)**	**Summed**	**Gap**	**SAR peak location (mm)**			**3D distance (mm)**	**Summed SAR (W/kg)**	**SPLSR Results**	**Simultaneous SAR**
					X	**Y**	**Z**				
Ant8	Right Side	3.078	3.078	0mm	-33	85	-204	163.2	6.24	0.10	Not required
WLAN5GHz Ant5+4 NFC		3.158	3.158	0mm	-41	-78	-204.5				
		0.001	0.001	0mm							

17.8 Maximum Report SAR And SAR Peak Locations

General Note:

1. The maximum report SAR and SAR Peak Locations corresponding to each position of each frequency band of each antenna in the below tables are as follows.
2. The unit of SAR evaluation is W/kg. The unit of x, y, z with Axis evaluation is mm.

<Head>

Right Cheek										
Band		Ant1			Ant7			Ant8		
GSM850	SAR (W/kg)	1.193								
	Axis	18	-329.7	-171.1						
GSM1900	SAR (W/kg)	1.25								
	Axis	16.3	-335.8	-170.8						
WCDMA II	SAR (W/kg)	1.303								
	Axis	16.3	-335.8	-170.8						
WCDMA IV	SAR (W/kg)	1.286								
	Axis	15	-336.5	-170.7						
WCDMA V	SAR (W/kg)	1.195								
	Axis	18	-329.7	-171.1						
LTE Band 12	SAR (W/kg)	1.225								
	Axis	17.4	-331.7	-171						
LTE Band 13	SAR (W/kg)	0.921								
	Axis	17.4	-331.7	-171						
LTE Band 25	SAR (W/kg)	1.272								
	Axis	16.3	-335.8	-170.8						
LTE Band 26	SAR (W/kg)	1.235								
	Axis	18	-329.7	-171.1						
LTE Band 66	SAR (W/kg)	1.296								
	Axis	15.7	-337.8	-170.7						
LTE Band 7	SAR (W/kg)	1.053								
	Axis	3.3	-316.1	-169.7						
LTE Band 41	SAR (W/kg)	1.089								
	Axis	5.3	-316.6	-170						
LTE Band 42	SAR (W/kg)				1.308					
	Axis				54.5	-324	-170.8			
FR1 n71	SAR (W/kg)	0.588								
	Axis	17.4	-331.7	-171						
FR1 n2	SAR (W/kg)	1.272								
	Axis	15.17	-337.8	-170.7						
FR1 n26	SAR (W/kg)	1.038								
	Axis	18.2	-333	-171						
FR1 n66	SAR (W/kg)	1.285								
	Axis	15.7	-337.8	-170.7						
FR1 n7	SAR (W/kg)	1.054								
	Axis	8.3	-321.7	-170.5						
FR1 n41	SAR (W/kg)	1.183								
	Axis	3.3	-316.1	-169.7						
FR1 n77	SAR (W/kg)				1.295			0.354		
	Axis				50.3	-326.5	-171.2	49.3	-253	-171.9

Left Cheek														
Band		Ant0			Ant2			Ant3			Ant8			
GSM850	SAR (W/kg)	0.169												
	Axis	55	263.3	-172.3										
GSM1900	SAR (W/kg)				0									
	Axis				60.1	251.8	-170							
WCDMA II	SAR (W/kg)				0.106									
	Axis				55.4	249.4	-170.7							
WCDMA IV	SAR (W/kg)				0.182									
	Axis				54.7	248.1	-170.7							
WCDMA V	SAR (W/kg)	0.194												
	Axis	55	263.3	-172.3										
LTE Band 12	SAR (W/kg)	0.163												
	Axis	57.5	261.9	-172										
LTE Band 25	SAR (W/kg)				0.195									
	Axis				62.1	243.7	-168.6							
LTE Band 26	SAR (W/kg)	0.273												
	Axis	55.4	269.9	-172.4										
LTE Band 66	SAR (W/kg)				0.185									
	Axis				55.4	249.4	-170.7							
LTE Band 7	SAR (W/kg)	0.19			0.299			1.296						
	Axis	54.2	250.1	-171	53.5	248.9	-171	25.9	328.5	-171.7				
LTE Band 41	SAR (W/kg)	0.093			0.315			1.308						
	Axis	54.7	248.1	-170.7	53.5	248.9	-171	22.6	328.7	-171.5				
LTE Band 42	SAR (W/kg)													
	Axis													
FR1 n71	SAR (W/kg)	0.101												
	Axis	58.5	257.8	-171.2										
FR1 n2	SAR (W/kg)				0.075									
	Axis				55.4	249.4	-170.7							
FR1 n26	SAR (W/kg)	0.144												
	Axis	53.9	255.5	-171.8										
FR1 n66	SAR (W/kg)				0.173									
	Axis				54	246.8	-170.6							
FR1 n7	SAR (W/kg)				0.221									
	Axis				52.7	247.6	-171							
FR1 n41	SAR (W/kg)	0.383			0.195			1.284						
	Axis	52.7	247.6	-171	52.7	247.6	-171	23.3	330	-171.5				
FR1 n77	SAR (W/kg)										0.257			
	Axis										56.3	257.3	-172.1	

WLAN2.4GHz Ant6+3	SAR (W/kg)	1.394		
	Axis	27.2	327.7	-171.8

<Hotspot>

Front																							
Band		Ant0			Ant1			Ant2			Ant3			Ant4			Ant5			Ant7		
GSM850	SAR (W/kg)	0.622			0.435																	
	Axis	-10	-88.5	-204	-50.5	72	-204															
GSM1900	SAR (W/kg)				0.669			1.249														
	Axis				-55	75	-204	-10	-87	-204												
WCDMA II	SAR (W/kg)				0.723			1.275														
	Axis				-68.5	75	-204	-10	-87	-204												
WCDMA IV	SAR (W/kg)				0.819			1.171														
	Axis				-68.5	75	-204	-10	-88.5	-204												
WCDMA V	SAR (W/kg)	0.721			0.534																	
	Axis	-53.5	-87	-204	-52	73.5	-204															
LTE Band 12	SAR (W/kg)	0.603			0.37																	
	Axis	-55	-88.5	-204	-53.5	73.5	-204															
LTE Band 13	SAR (W/kg)	0.599			0.41																	
	Axis	-53.5	-88.5	-204	-53.5	73.5	-204															
LTE Band 25	SAR (W/kg)				0.652			0.983														
	Axis				-67	75	-204	-10	-88.5	-204												
LTE Band 26	SAR (W/kg)	0.797			0.59																	
	Axis	-53.5	-87	-204	-52	73.5	-204															
LTE Band 66	SAR (W/kg)				0.581			1.003														
	Axis				-68.5	75	-204	-10	-88.5	-204												
LTE Band 7	SAR (W/kg)	0.938			0.497			0.771			0.841											
	Axis	-40	-75	-204	-53.5	75	-204	-22	-88.5	-204	3.5	73.5	-204									
LTE Band 41	SAR (W/kg)	0.911			0.475			1.131			0.416											
	Axis	-40	-75	-204	-25	75	-204	-25	-88.5	-204	3.5	73.5	-204									
LTE Band 42	SAR (W/kg)																			0.532		
	Axis																			-55.5	61	-204
FR1 n71	SAR (W/kg)	0.359			0.133																	
	Axis	-55	-88.5	-205	-55	73.5	-204															
FR1 n2	SAR (W/kg)				0.713			1.138														
	Axis				-67	75	-204	-10	-88.5	-204												
FR1 n26	SAR (W/kg)	0.485			0.437																	
	Axis	-53.5	-88.5	-204	-46	73.5	-204															
FR1 n66	SAR (W/kg)				0.518			0.853														
	Axis				-68.5	75	-204	-10	-87	-204												
FR1 n7	SAR (W/kg)				0.472			0.787														
	Axis				-53.5	75	-204	-40	-75	-204												
FR1 n41	SAR (W/kg)	0.676			0.447			0.778			0.79											
	Axis	-52	-87	-204	-53.5	75	-204	-11.5	-88.5	-204	3.5	73.5	-204									
FR1 n77	SAR (W/kg)													0.429			0.458			0.408		
	Axis													-22	79	-207	11.5	71.5	-207	-55	59	-204

WLAN2.4G MIMO	SAR (W/kg)	0.842		
	Axis	2	60	-204

WLAN5G MIMO	SAR (W/kg)	0.697		
	Axis	-5	70	-204

Back																										
Band		Ant0			Ant1			Ant2			Ant3			Ant4			Ant5			Ant7			Ant8		
GSM850	SAR (W/kg)		0.876			1.195																			
	Axis	-52	-85.5	-204	-10	70.5	-204																		
GSM1900	SAR (W/kg)					1.304			0.651																
	Axis				3.5	73.5	-204	-45	-84	-204															
WCDMA II	SAR (W/kg)					1.275			0.949																
	Axis				3.5	73.5	-204	-49	-82.5	-204															
WCDMA IV	SAR (W/kg)					1.272			0.953																
	Axis				3.5	73.5	-204	-44.5	-84	-204															
WCDMA V	SAR (W/kg)		1.157			1.313																			
	Axis	-7	-78	-204	-20.5	66	-204																		
LTE Band 12	SAR (W/kg)		0.762			0.993																			
	Axis	-8.5	-88.5	-204	2	63	-204																		
LTE Band 13	SAR (W/kg)		0.733			0.868																			
	Axis	-8.5	-87	-204	2	63	-204																		
LTE Band 25	SAR (W/kg)					1.28			0.728																
	Axis				3.5	73.5	-204	-44.5	-84	-204															
LTE Band 26	SAR (W/kg)		1.195			1.292																			
	Axis	-8.5	-87	-204	-2.5	67.5	-204																		
LTE Band 66	SAR (W/kg)					1.303			0.837																
	Axis				3.5	73.5	-204	-41.5	-87	-204															
LTE Band 7	SAR (W/kg)		1.304			0.66			0.794			0.712													
	Axis	-25	-88.5	-204	-25	75	-204	-25	-88.5	-204	-52	72	-204												
LTE Band 41	SAR (W/kg)		0.871			0.714			1.048			0.411													
	Axis	-25	-88.5	-204	-25	75	-204	-25	-88.5	-204	-51.5	82	-204												
LTE Band 42	SAR (W/kg)																				0.486				
	Axis																			5.5	31	-204			
FR1 n71	SAR (W/kg)		0.552			0.365																			
	Axis	-7	-76.5	-204	2	70.5	-204																		
FR1 n2	SAR (W/kg)					1.28			0.899																
	Axis				3.5	72	-204	-41.5	-85.5	-204															
FR1 n26	SAR (W/kg)		0.77			0.9																			
	Axis	-8.5	-76.5	-204	0.5	70.5	-204																		
FR1 n66	SAR (W/kg)					1.287			0.853																
	Axis				3.5	73.5	-204	-41.5	-85.5	-204															
FR1 n7	SAR (W/kg)					0.611			0.861																
	Axis				-25	75	-204	-25	-87	-204															
FR1 n41	SAR (W/kg)		0.787			0.667			0.792			0.685													
	Axis	-10	-88.5	-204	-25	75	-204	-25	-88.5	-204	-50.5	72	-204												
FR1 n77	SAR (W/kg)													0.691			0.657			0.643			0.422		
	Axis													-37.7	73.3	-207	-64	70	-204	5	30	-204	-55	-88	-204

WLAN2.4G MIMO	SAR (W/kg)	1.323		
	Axis	-58	43.5	-204

WLAN5G MIMO	SAR (W/kg)	1.193		
	Axis	-64	51	-204

BT Ant6	SAR (W/kg)	0.743		
	Axis	-55	31.5	-204

BT Ant3	SAR (W/kg)	0.373		
	Axis	-52	73.5	-204

Left Side													
Band		Ant0			Ant1			Ant2			Ant7		
GSM850	SAR (W/kg)	0.531			0.373								
	Axis	-33	-60	-204	-28	66.5	-204						
GSM1900	SAR (W/kg)				1.042			0.117					
	Axis				-26.5	61.2	-204	-28.2	-58.5	-204			
WCDMA II	SAR (W/kg)				1.175			0.115					
	Axis				-25.5	61.5	-204	-33	-60	-204			
WCDMA IV	SAR (W/kg)				1.139			0.026					
	Axis				-26	60.5	-204	-32.2	-60	-204			
WCDMA V	SAR (W/kg)	1.009			0.697								
	Axis	-32.2	-58.5	-204	-27.5	65.5	-204						
LTE Band 12	SAR (W/kg)	0.915			0.479								
	Axis	-32.2	-58.5	-204	-31	58	-204						
LTE Band 13	SAR (W/kg)	0.922			0.549								
	Axis	-32.2	-58.5	-204	-31	58	-204						
LTE Band 25	SAR (W/kg)				0.958			0.316					
	Axis				-26	62	-204	-26.6	-58.5	-204			
LTE Band 26	SAR (W/kg)	0.981			0.734								
	Axis	-31.4	-57	-204	-27.5	66	-204						
LTE Band 66	SAR (W/kg)				0.992			0.384					
	Axis				-25.5	60	-204	-26.6	-58.5	-204			
LTE Band 7	SAR (W/kg)	0.652			0.408			0.077					
	Axis	-32.2	-59	-204	-26	74.5	-204	-25.8	-35	-204			
LTE Band 41	SAR (W/kg)	0.143			0.451			0.16					
	Axis	-32.2	-50	-204	-25.5	74.5	-204	-25.8	-33	-204			
LTE Band 42	SAR (W/kg)										1.301		
	Axis										-32.2	41	-204
FR1 n71	SAR (W/kg)	0.399			0.286								
	Axis	-27.4	-57	-204	-29	58.5	-204						
FR1 n2	SAR (W/kg)				1.15			0.152					
	Axis				-25.8	61.5	-204	-32	-58.5	-204			
FR1 n26	SAR (W/kg)	0.627			0.575								
	Axis	-31.4	-58.5	-204	-27.4	66	-204						
FR1 n66	SAR (W/kg)				1.042			0.19					
	Axis				-25.8	60	-204	-33	-60	-204			
FR1 n7	SAR (W/kg)				0.102			0.137					
	Axis				-25.8	75	-204	-30.6	-79	-204			
FR1 n41	SAR (W/kg)	0.383			0.099			0.122					
	Axis	-31.4	-59	-204	-25.5	75	-204	-32.2	-42	-204			
FR1 n77	SAR (W/kg)										1.282		
	Axis										-33	40	-204

Right Side													
Band		Ant2			Ant3			Ant5			Ant8		
GSM850	SAR (W/kg)												
	Axis												
GSM1900	SAR (W/kg)		0.715										
	Axis	-28.2	67.5	-204									
WCDMA II	SAR (W/kg)		0.495										
	Axis	-24.2	67.5	-204									
WCDMA IV	SAR (W/kg)		0.376										
	Axis	-24.2	75	-204									
WCDMA V	SAR (W/kg)												
	Axis												
LTE Band 12	SAR (W/kg)												
	Axis												
LTE Band 25	SAR (W/kg)		0.581										
	Axis	-28.2	66	-204									
LTE Band 26	SAR (W/kg)												
	Axis												
LTE Band 66	SAR (W/kg)		0.467										
	Axis	-29	72	-204									
LTE Band 7	SAR (W/kg)		0.308			0.37							
	Axis	-39	63	-204	-32.2	-69	-204						
LTE Band 41	SAR (W/kg)		0.206			0.152							
	Axis	-29	64	-204	-32.2	-69	-204						
LTE Band 42	SAR (W/kg)												
	Axis												
FR1 n71	SAR (W/kg)												
	Axis												
FR1 n2	SAR (W/kg)		0.499										
	Axis	-24.2	69	-204									
FR1 n26	SAR (W/kg)												
	Axis												
FR1 n66	SAR (W/kg)		0.412										
	Axis	-24.2	75	-204									
FR1 n7	SAR (W/kg)		0.247										
	Axis	-24.2	65	-204									
FR1 n41	SAR (W/kg)		0.213			0.302							
	Axis	-24.2	65	-204	-32.2	-73	-204						
FR1 n77	SAR (W/kg)								0.759			1.233	
	Axis							-32.2	-62	-204	-25.8	52	-204

WLAN2.4G MIMO	SAR (W/kg)	1.138		
	Axis	-32.2	-44	-204

WLAN5G MIMO	SAR (W/kg)	1.192		
	Axis	-33	-59	-204

BT Ant6	SAR (W/kg)	0.51		
	Axis	-22.6	-48	-204

<Body-worn>

Front																													
Band		Ant0			Ant1			Ant2			Ant3			Ant4			Ant5			Ant7			Ant8		
GSM850	SAR (W/kg)	0.622			0.435																				
	Axis	-10	-88.5	-204	-50.5	72	-204																		
GSM1900	SAR (W/kg)				0.669			1.249																	
	Axis				-55	75	-204	-10	-87	-204															
WCDMA II	SAR (W/kg)				0.723			1.275																	
	Axis				-68.5	75	-204	-10	-87	-204															
WCDMA IV	SAR (W/kg)				0.819			1.269																	
	Axis				-68.5	75	-204	-10	-88.5	-204															
WCDMA V	SAR (W/kg)	0.721			0.534																				
	Axis	-53.5	-87	-204	-52	73.5	-204																		
LTE Band 12	SAR (W/kg)	0.58			0.37																				
	Axis	-55	-88.5	-204	-53.5	73.5	-204																		
LTE Band 13	SAR (W/kg)	0.61			0.41																				
	Axis	-53.5	-88.5	-204	-53.5	73.5	-204																		
LTE Band 25	SAR (W/kg)				0.652			1.308																	
	Axis				-67	75	-204	-10	-88.5	-204															
LTE Band 26	SAR (W/kg)	0.797			0.59																				
	Axis	-53.5	-87	-204	-52	73.5	-204																		
LTE Band 66	SAR (W/kg)				0.581			1.294																	
	Axis				-68.5	75	-204	-10	-88.5	-204															
LTE Band 7	SAR (W/kg)	0.938			0.961			1.271			1.316														
	Axis	-40	-75	-204	-53.5	75	-204	-22	-88.5	-204	3.5	73.5	-204												
LTE Band 41	SAR (W/kg)	1.315			0.914			1.34			0.597														
	Axis	-40	-75	-204	-25	75	-204	-25	-88.5	-204	3.5	73.5	-204												
LTE Band 42	SAR (W/kg)																			1.199					
	Axis																			-55.5	61	-204			
FR1 n71	SAR (W/kg)	0.359			0.133																				
	Axis	-55	-88.5	-205	-55	73.5	-204																		
FR1 n2	SAR (W/kg)				0.713			1.286																	
	Axis				-67	75	-204	-10	-88.5	-204															
FR1 n26	SAR (W/kg)	0.485			0.437																				
	Axis	-53.5	-88.5	-204	-46	73.5	-204																		
FR1 n66	SAR (W/kg)				0.518			1.295																	
	Axis				-68.5	75	-204	-10	-87	-204															
FR1 n7	SAR (W/kg)				1.024			1.168																	
	Axis				-53.5	75	-204	-40	-75	-204															
FR1 n41	SAR (W/kg)	1.104			0.862			1.192			1.292														
	Axis	-52	-87	-204	-53.5	75	-204	-11.5	-88.5	-204	3.5	73.5	-204												
FR1 n77	SAR (W/kg)													0.793			0.583			0.817			0.687		
	Axis													-22	79	-207	11.5	71.5	-207	-55	59	-204	4	-70	-204

WLAN2.4GHz Ant6+3	SAR (W/kg)	0.842		
	Axis	2	60	-204

WLAN5GHz Ant5+4	SAR (W/kg)	0.679		
	Axis	-5	70	-204

WLAN6GHz Ant5+4	SAR (W/kg)	0.552		
	Axis	9.9	68	-204

Back																													
Band		Ant0			Ant1			Ant2			Ant3			Ant4			Ant5			Ant7			Ant8		
GSM850	SAR (W/kg)		0.876			1.195																			
	Axis	-52	-85.5	-204	-10	70.5	-204																		
GSM1900	SAR (W/kg)					1.304			0.651																
	Axis				3.5	73.5	-204	-45	-84	-204															
WCDMA II	SAR (W/kg)					1.275			0.949																
	Axis				3.5	73.5	-204	-49	-82.5	-204															
WCDMA IV	SAR (W/kg)					1.272			1.033																
	Axis				3.5	73.5	-204	-44.5	-84	-204															
WCDMA V	SAR (W/kg)		1.157			1.313																			
	Axis	-7	-78	-204	-20.5	66	-204																		
LTE Band 12	SAR (W/kg)		0.863			0.993																			
	Axis	-8.5	-88.5	-204	2	63	-204																		
LTE Band 13	SAR (W/kg)		0.884			0.868																			
	Axis	-8.5	-87	-204	2	63	-204																		
LTE Band 25	SAR (W/kg)					1.28			1.044																
	Axis				3.5	73.5	-204	-44.5	-84	-204															
LTE Band 26	SAR (W/kg)		1.218			1.292																			
	Axis	-8.5	-87	-204	-2.5	67.5	-204																		
LTE Band 66	SAR (W/kg)					1.303			1.081																
	Axis				3.5	73.5	-204	-41.5	-87	-204															
LTE Band 7	SAR (W/kg)		1.304			1.283			1.289			1.27													
	Axis	-25	-88.5	-204	-25	75	-204	-25	-88.5	-204	-52	72	-204												
LTE Band 41	SAR (W/kg)		1.285			1.305			1.216			1.107													
	Axis	-25	-88.5	-204	-25	75	-204	-25	-88.5	-204	-51.5	82	-204												
LTE Band 42	SAR (W/kg)																				1.086				
	Axis																			5.5	31	-204			
FR1 n71	SAR (W/kg)		0.552			0.365																			
	Axis	-7	-76.5	-204	2	70.5	-204																		
FR1 n2	SAR (W/kg)					1.28			1.102																
	Axis				3.5	72	-204	-41.5	-85.5	-204															
FR1 n26	SAR (W/kg)		0.77			0.9																			
	Axis	-8.5	-76.5	-204	0.5	70.5	-204																		
FR1 n66	SAR (W/kg)					1.287			1.287																
	Axis				3.5	73.5	-204	-41.5	-85.5	-204															
FR1 n7	SAR (W/kg)					1.289			1.276																
	Axis				-25	75	-204	-25	-87	-204															
FR1 n41	SAR (W/kg)		1.285			1.287			1.278			1.123													
	Axis	-10	-88.5	-204	-25	75	-204	-25	-88.5	-204	-50.5	72	-204												
FR1 n77	SAR (W/kg)													1.278			0.974			1.29			0.756		
	Axis													-37.7	73.3	-207	-64	70	-204	5	30	-204	-55	-88	-204

WLAN2.4GHz Ant6+3	SAR (W/kg)	1.323		
	Axis	-58	43.5	-204

WLAN5GHz Ant5+4	SAR (W/kg)	1.193		
	Axis	-64	51	-204

WLAN6GHz Ant5+4	SAR (W/kg)	1.148		
	Axis	-65.8	50.2	-204

BT Ant6	SAR (W/kg)	0.743		
	Axis	-55	31.5	-204

BT Ant3	SAR (W/kg)	0.373		
	Axis	-52	73.5	-204

<Extremity>

Front													
Band		Ant0			Ant1			Ant2			Ant3		
GSM850	SAR (W/kg)	N/A			N/A								
	Axis												
GSM1900	SAR (W/kg)				N/A			2.131					
	Axis							-10.5	-88.3	-204			
WCDMA II	SAR (W/kg)				N/A			3.128					
	Axis							-11.5	-88.5	-204			
WCDMA IV	SAR (W/kg)				N/A			3.224					
	Axis							-10	-88.5	-204			
WCDMA V	SAR (W/kg)	N/A			N/A								
	Axis												
LTE Band 12	SAR (W/kg)	N/A			N/A								
	Axis												
LTE Band 13	SAR (W/kg)	N/A											
	Axis												
LTE Band 25	SAR (W/kg)				N/A			2.611					
	Axis							-16	-86.2	-207			
LTE Band 26	SAR (W/kg)	N/A			N/A								
	Axis												
LTE Band 66	SAR (W/kg)				N/A			3.18					
	Axis							-10	-87	-204			
LTE Band 7	SAR (W/kg)	N/A			2.224			N/A			3.306		
	Axis				-48.3	74.5	-207				5.5	85.5	-204
LTE Band 41	SAR (W/kg)	1.708			2.177			1.492			N/A		
	Axis	-40.3	-75.2	-204	-21.6	77.7	-207	-10	-85.5	-204			
LTE Band 42	SAR (W/kg)												
	Axis												
FR1 n71	SAR (W/kg)	N/A			N/A								
	Axis												
FR1 n2	SAR (W/kg)				N/A			2.981					
	Axis							-12	-86.2	-207			
FR1 n26	SAR (W/kg)	N/A			N/A								
	Axis												
FR1 n66	SAR (W/kg)				N/A			3.263					
	Axis							-11	-87	-207			
FR1 n7	SAR (W/kg)				N/A			2.399					
	Axis							-10.5	-86.2	-207			
FR1 n41	SAR (W/kg)	N/A			N/A			N/A			3.187		
	Axis										6.5	84	-204
FR1 n77	SAR (W/kg)												
	Axis												

WLAN2.4GHz Ant6+3	SAR (W/kg)	2.862		
	Axis	5	75	-204

WLAN5GHz Ant5+4	SAR (W/kg)	1.151		
	Axis	5	76.4	-204
NFC	SAR (W/kg)	0.002		
	Axis	-8.5	-41.2	-204

Back										
Band		Ant0			Ant1			Ant2		
GSM850	SAR (W/kg)	N/A			N/A					
	Axis									
GSM1900	SAR (W/kg)				1.169			N/A		
	Axis				5	66.5	-204			
WCDMA II	SAR (W/kg)				2.833			1.59		
	Axis				5	61.5	-204	-37	-80	-207
WCDMA IV	SAR (W/kg)				2.832			2.135		
	Axis				3.5	70.5	-204	-40	-75	-204
WCDMA V	SAR (W/kg)	N/A			1.602					
	Axis				-4	63	-204			
LTE Band 12	SAR (W/kg)	N/A			N/A					
	Axis									
LTE Band 13	SAR (W/kg)	N/A								
	Axis									
LTE Band 25	SAR (W/kg)				2.287			1.382		
	Axis				5	61.5	-204	-42	-83	-207
LTE Band 26	SAR (W/kg)	N/A			1.889					
	Axis				-10	69	-204			
LTE Band 66	SAR (W/kg)				2.388			1.97		
	Axis				5	61.5	-204	-43	-89	-207
LTE Band 7	SAR (W/kg)	2.335			2.347			N/A		
	Axis	-21	-86	-204	3.5	61.5	-204			
LTE Band 41	SAR (W/kg)	1.482			1.805			1.479		
	Axis	-27	-85.5	-204	-25	73.5	-204	-26.5	-88.5	-204
LTE Band 42	SAR (W/kg)									
	Axis									
FR1 n71	SAR (W/kg)	N/A			N/A					
	Axis									
FR1 n2	SAR (W/kg)				2.827			1.522		
	Axis				7	63	-204	-39	-80	-207
FR1 n26	SAR (W/kg)	N/A			N/A					
	Axis									
FR1 n66	SAR (W/kg)				2.81			2.201		
	Axis				4.5	71	-204	-41	-75	-207
FR1 n7	SAR (W/kg)				2.124			1.985		
	Axis				4.5	61	-204	-27	-88	-207
FR1 n41	SAR (W/kg)	N/A			1.983			N/A		
	Axis				5	61.5	-204			
FR1 n77	SAR (W/kg)									
	Axis									

WLAN2.4GHz Ant6+3	SAR (W/kg)	2.906		
	Axis	-55	46.5	-204

WLAN5GHz Ant5+4	SAR (W/kg)	1.391		
	Axis	-63	62	-204
NFC	SAR (W/kg)	0.013		
	Axis	-13.5	-43.5	-204

Right Side				
Band		Ant8		
FR1 n77	SAR (W/kg)	2.873		
	Axis	-33	85	-204

WLAN2.4GHz Ant6+3	SAR (W/kg)	2.48		
	Axis	-19.4	-49.5	-204

WLAN5GHz Ant5+4	SAR (W/kg)	3.158		
	Axis	-41	-78	-204.5
NFC	SAR (W/kg)	0.001		
	Axis	-15.5	-45.5	-204

18. Supplemental Tuner Tests Results

General Note:

1. This device implements impedance tuner (208 states) antenna tuning techniques in the LTE Band 5/12/13/17/26, and 5GNR n5/26/71 for ANT0.
2. This device implements impedance tuner (208 states) antenna tuning techniques in the LTE Band 2/4/5/7/12/13 /17/25/26/38/41/66 and 5GNR n2/5/7/26/38/41/66/71 for ANT1.
3. This device implements impedance tuner (16 states) antenna tuning techniques in the LTE Band 2/4/7/25/38/41/66 and 5GNR n2/7/38/41/66 for ANT2.
4. LTE B17 / B5 / B4 / B38/ B2 SAR test was covered by LTE B12 / B26 / B66 / B41 /B25; according to April 2015 TCB workshop, SAR test for overlapping LTE bands can be reduced.
5. 5GNR n26 / n38 SAR test was covered by 5GNR n5 / n41; according to April 2015 TCB workshop, SAR test for overlapping NR bands can be reduced.
6. Per 2019, April TCBC Workshop titled “RF Exposure Procedures”, the following test procedure was followed to demonstrate that the SAR results in this report represent the appropriate SAR test conditions.
   1) SAR is measured according to required procedures with dynamic tuner active allowing device to automatically tune. Auto-tune state determined by device during normal SAR measurement verified and listed alongside the reported SAR results.
   2) Total number tuner states divided evenly among each supported band / air interface and exposure condition combination.
   3) The tuner state was established remotely through Wi-Fi so that the device is not moved for the entire series of single point SAR for the tuner states in each combination (band, mode, exposure conditions).
   4) Single point measurements performed at the peak SAR location of the highest measured SAR configuration for each combination. SAR probe remains stationary throughout the entire series of single point measurements for each combination.
   5) If any single point SAR measurement result is > 1.2 W/kg for 1gSAR (or > 3.0 W/kg for 10gSAR) for a band/exposure condition combination set, all supported tuner states are evaluated with single point SAR measurements for the combination.
7. The above test procedures were followed to demonstrate that the SAR results in Section 16 represented the appropriate SAR test conditions. For bands with dynamic tuning implemented, SAR will be measured according to the required FCC SAR test procedures with the dynamic tuner active to allow the device to automatically tune to the antenna state for the respective RF exposure test configurations. Additional single point SAR time-sweep measurements will be evaluated for other tuner states to determine that the other tuner configurations would result in equivalent or lower SAR values.
8. To evaluate all of the tuner states, the 208 tuner states for ANT0/1 and the 16 tuner states for ANT2 is divided evenly among band, mode and exposure combinations so that at least one single point SAR measurement is measured in each configuration. Single point time-sweep measurements will be performed at the peak SAR location determined by the zoom scan of the configuration with the highest reported SAR for each combination. The tuner state will be established remotely so that the device is not moved for the entire series of single point SAR for the tuner states in each combination. The SAR probe will remain stationary at the same position throughout the entire series of single point measurements for each combination. When the single point SAR or 1g SAR was > 1.2 W/kg or 10g SAR was > 3.0 W/kg for a particular band / mode / exposure condition, point SAR measurements were made for all 144 tuner states.
9. According to KDB 648474 D04 v01r03, in order to reduce the number of SAR tests required to demonstrate compliance for the numerous tuning states, certain SAR screening procedures were considered to identify the higher SAR between body-worn and hotspot scenarios that need normally required SAR measurements and allow SAR test reduction for the lower SAR conditions.
10. According to KDB 648474 D04 v01r03, this design will provide the highest power at different user scenarios and would not influence to the antenna characteristics other than impedance matching. The additional tuner hardware has no influence to the antenna characteristics, other than impedance matching.
11. The operational decryption contains more information about the design and implementation of the dynamic antenna tuning.

Test Engineer： Martin Li, Varus Wang, Light Wang, Ricky Gu

19. Uncertainty Assessment

Per KDB 865664 D01 SAR measurement 100MHz to 6GHz, when the highest measured 1-g SAR within a frequency band is < 1.5 W/kg and the measured 10-g SAR within a frequency band is < 3.75 W/kg. The expanded SAR measurement uncertainty must be ≤ 30%, for a confidence interval of k = 2. If these conditions are met, extensive SAR measurement uncertainty analysis described in IEEE Std 1528-2013 is not required in SAR reports submitted for equipment approval. For this device, the highest measured 1-g SAR is less 1.5W/kg and highest measured 10-g SAR is less 3.75W/kg. Therefore, the measurement uncertainty table is not required in this report.

20. References

[1] FCC 47 CFR Part 2 “Frequency Allocations and Radio Treaty Matters; General Rules and Regulations”

[2] ANSI/IEEE Std. C95.1-1992, “IEEE Standard for Safety Levels with Respect to Human Exposure to Radio Frequency Electromagnetic Fields, 3 kHz to 300 GHz”, September 1992

[3] IEEE Std. 1528-2013, “IEEE Recommended Practice for Determining the Peak Spatial-Average Specific Absorption Rate (SAR) in the Human Head from Wireless Communications Devices: Measurement Techniques”, Sep 2013

[4] SPEAG DASY System Handbook

[5] FCC KDB 865664 D01 v01r04, "SAR Measurement Requirements for 100 MHz to 6 GHz", Aug 2015.

[6] FCC KDB 865664 D02 v01r02, “RF Exposure Compliance Reporting and Documentation Considerations” Oct 2015.

[7] FCC KDB 648474 D04 v01r03, “SAR Evaluation Considerations for Wireless Handsets”, Oct 2015.

[8] FCC KDB 248227 D01 v02r02, “SAR Guidance for IEEE 802.11 (WiFi) Transmitters”, Oct 2015.

[9] FCC KDB 616217 D04 v01r02, “SAR Evaluation Considerations for Laptop, Notebook, Netbook and Tablet Computers”, Oct 2015

[10] FCC KDB 941225 D01 v03r01, “3G SAR MEAUREMENT PROCEDURES”, Oct 2015

[11] FCC KDB 941225 D05 v02r05, “SAR Evaluation Considerations for LTE Devices”, Dec 2015

[12] FCC KDB 941225 D05A v01r02, “Rel. 10 LTE SAR Test Guidance and KDB Inquiries”, Oct 2015

[13] FCC KDB 941225 D06 v02r01, "SAR Evaluation Procedures for Portable Devices with Wireless Router Capabilities", Oct 2015.

[14] FCC KDB 447498 D01 v06, “Mobile and Portable Device RF Exposure Procedures and Equipment Authorization Policies”, Oct 2015

------THE END------