WCDMA Band V (RMC 12.2Kbps)

Lowest Channel

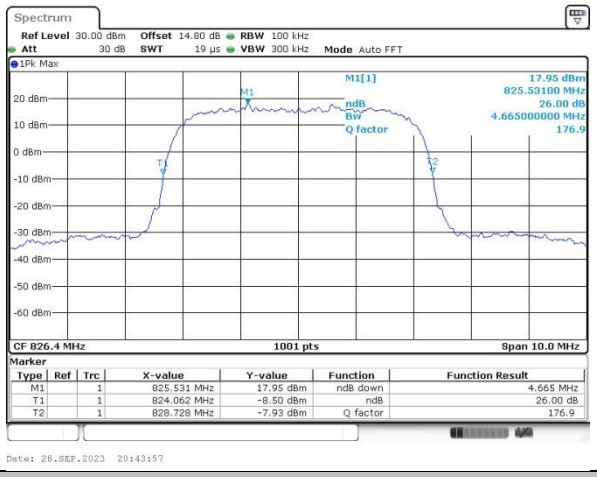

Middle Channel

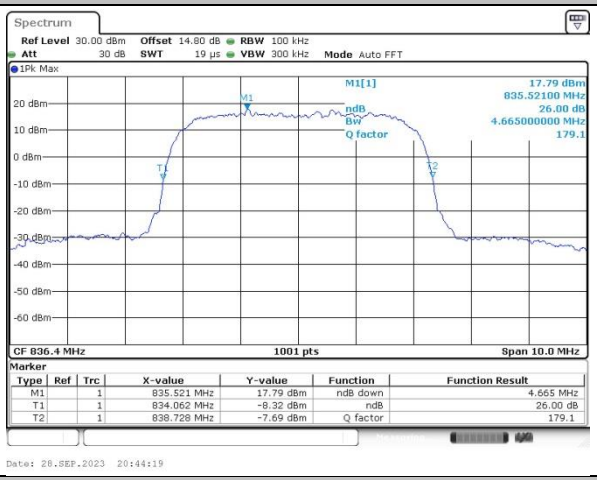

Highest Channel

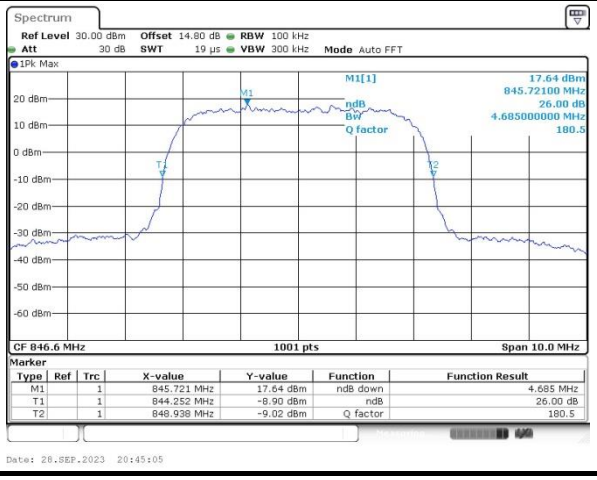

WCDMA Band II (RMC 12.2Kbps)

Lowest Channel

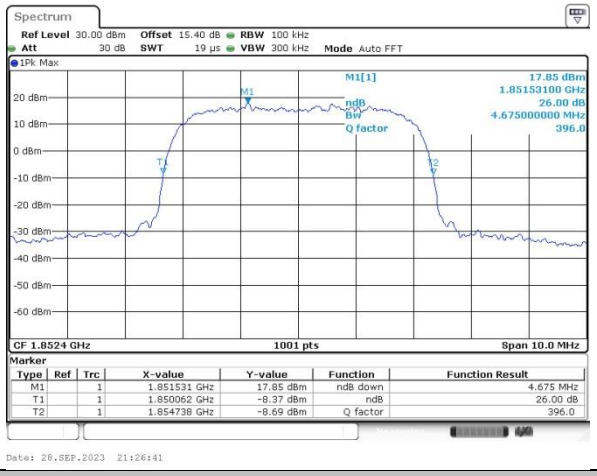

Middle Channel

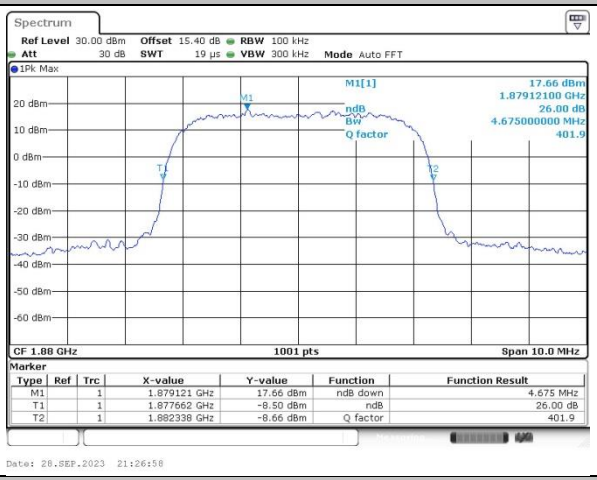

Highest Channel

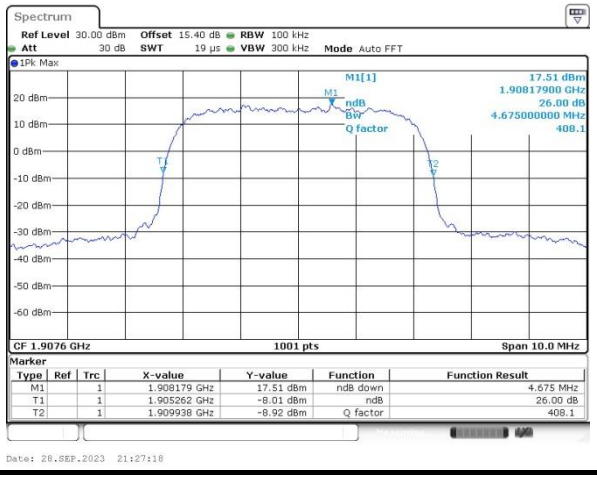

WCDMA Band IV (RMC 12.2Kbps)

Lowest Channel

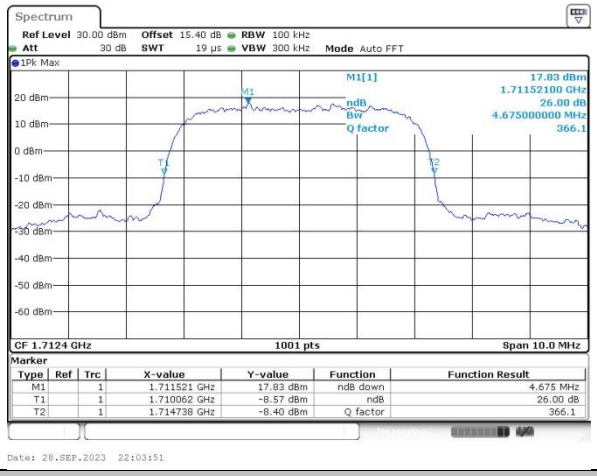

Middle Channel

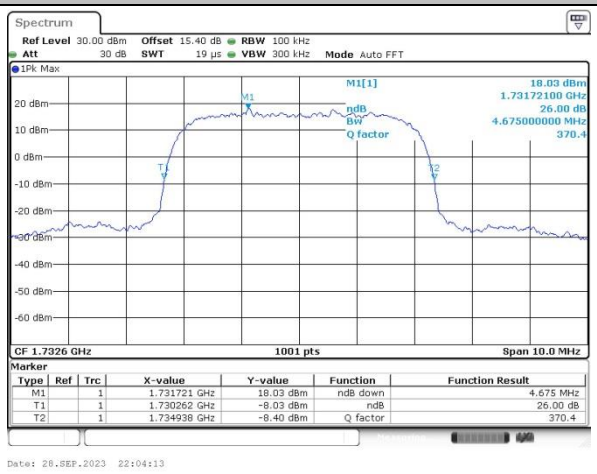

Highest Channel

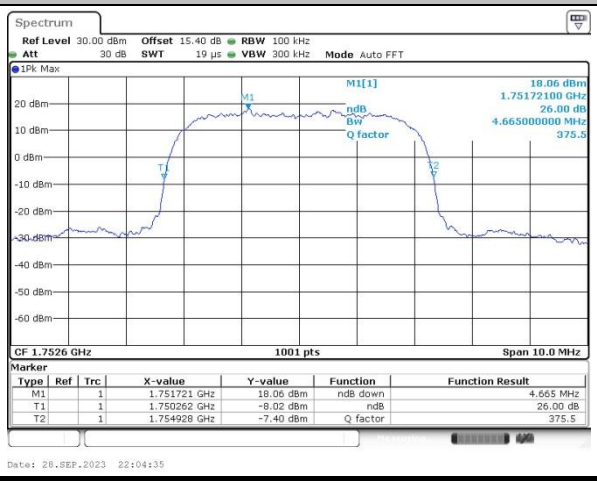

Occupied Bandwidth

Mode	WCDMA Band V(MHz)	WCDMA Band II(MHz)	WCDMA Band IV(MHz)
Mod.	RMC 12.2Kbps	RMC 12.2Kbps	RMC 12.2Kbps
Lowest CH	4.136	4.136	4.136
Middle CH	4.146	4.146	4.136
Highest CH	4.146	4.146	4.146

WCDMA Band V (RMC 12.2Kbps)

Lowest Channel

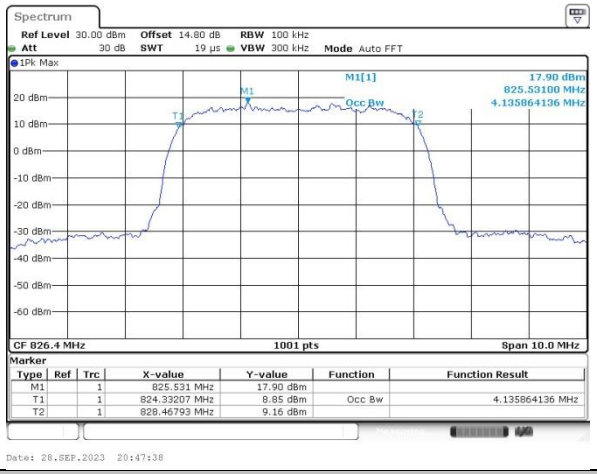

Middle Channel

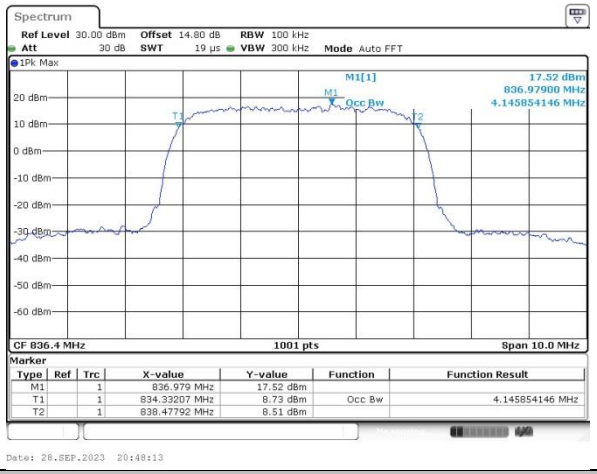

Highest Channel

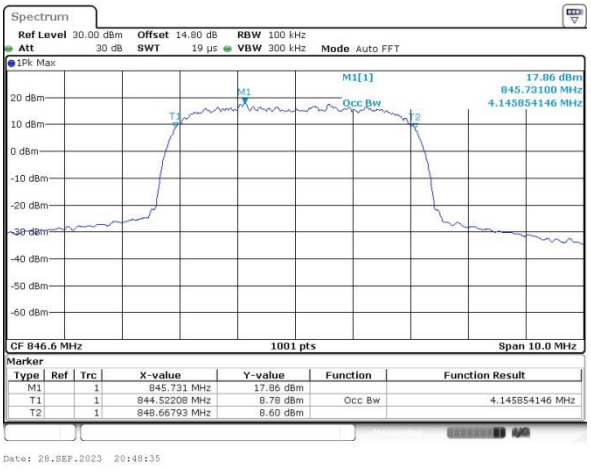

WCDMA Band II (RMC 12.2Kbps)

Lowest Channel

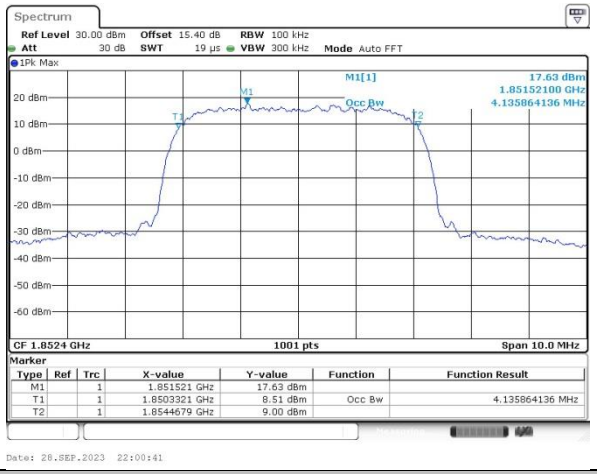

Middle Channel

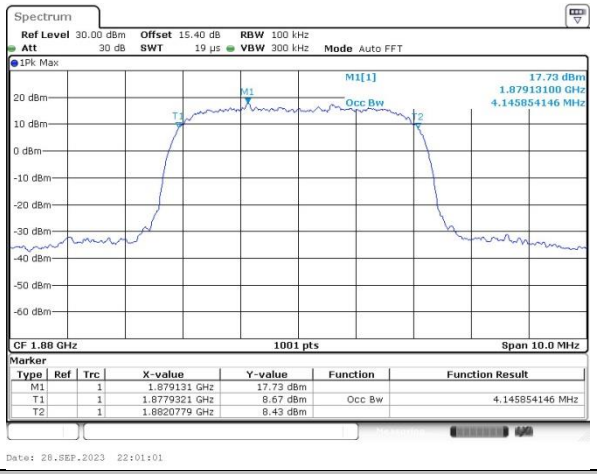

Highest Channel

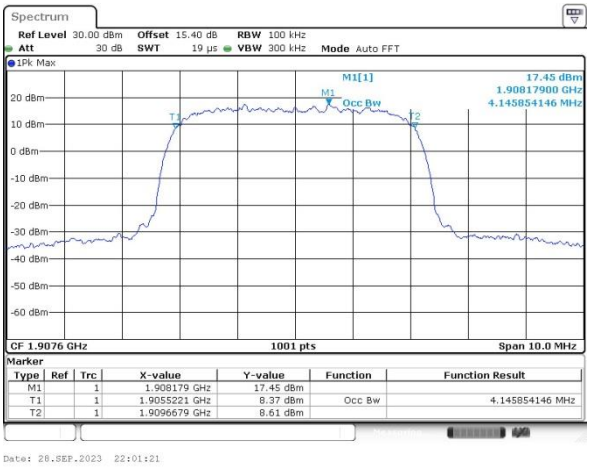

WCDMA Band IV (RMC 12.2Kbps)

Lowest Channel

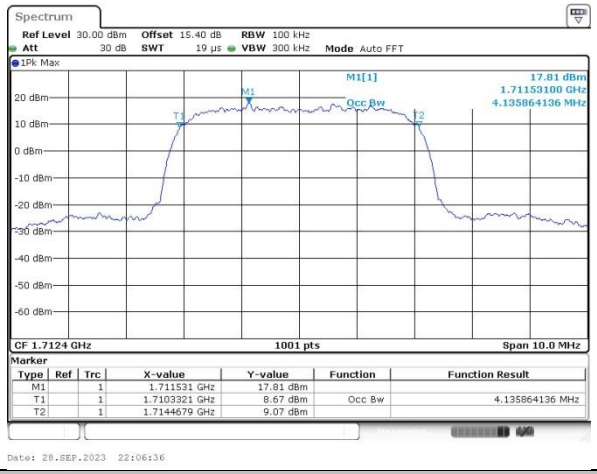

Middle Channel

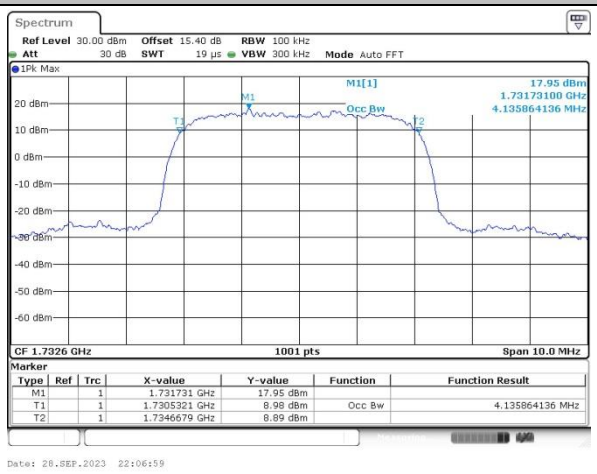

Highest Channel

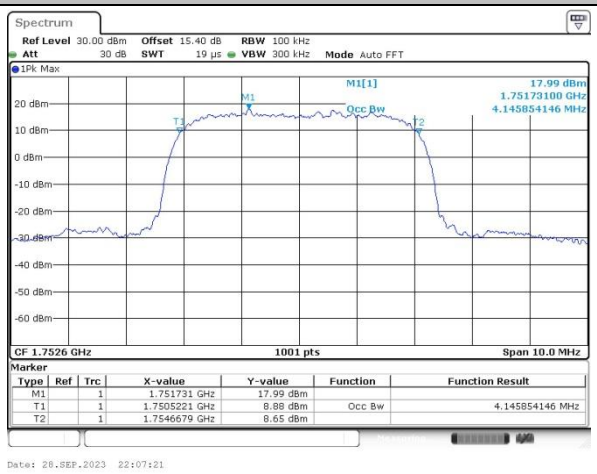

Conducted Band Edge

WCDMA Band V (RMC 12.2Kbps)

Lowest Band Edge

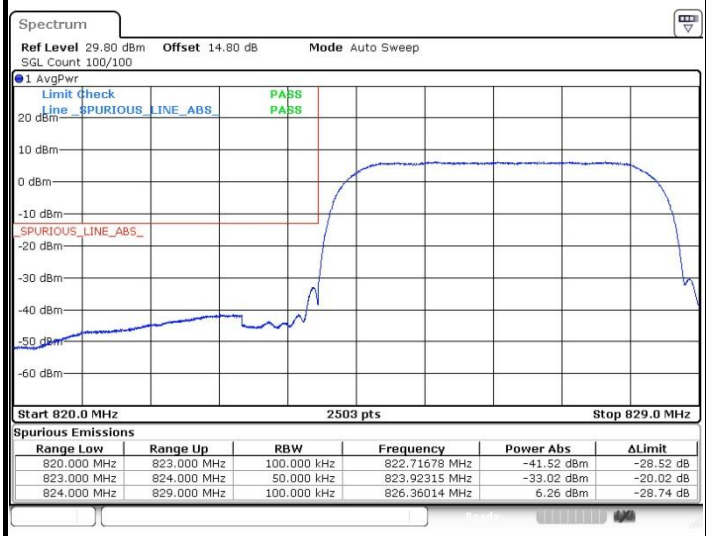

Spurious Emissions

Range Low	Range Up	RBW	Frequency	Power Abs	ΔLimit
820.000 MHz	823.000 MHz	100.000 kHz	822.71678 MHz	-41.52 dBm	-28.52 dB
823.000 MHz	824.000 MHz	50.000 kHz	823.92315 MHz	-33.02 dBm	-20.02 dB
824.000 MHz	829.000 MHz	100.000 kHz	826.36014 MHz	6.26 dBm	-28.74 dB

Date: 28.SEP.2023 20:50:00

Highest Band Edge

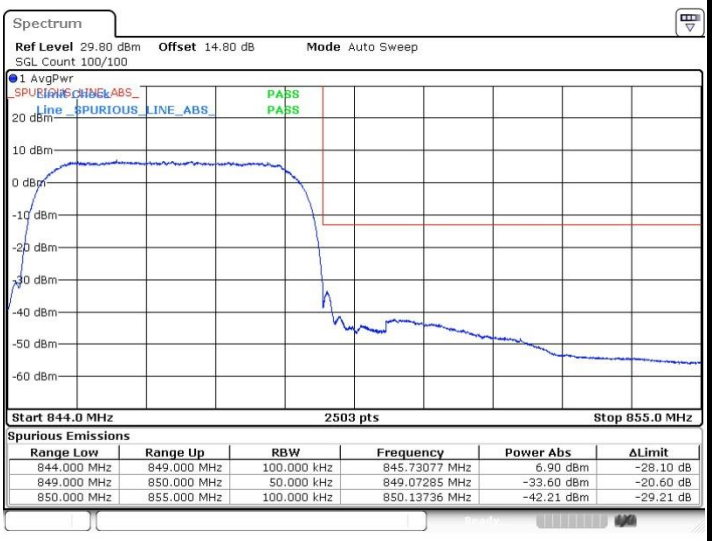

Spurious Emissions

Range Low	Range Up	RBW	Frequency	Power Abs	ΔLimit
844.000 MHz	849.000 MHz	100.000 kHz	845.73077 MHz	6.90 dBm	-28.10 dB
849.000 MHz	850.000 MHz	50.000 kHz	849.07285 MHz	-33.60 dBm	-20.60 dB
850.000 MHz	855.000 MHz	100.000 kHz	850.13736 MHz	-42.21 dBm	-29.21 dB

Date: 28.SEP.2023 21:14:24

WCDMA Band II (RMC 12.2Kbps)

Lowest Band Edge

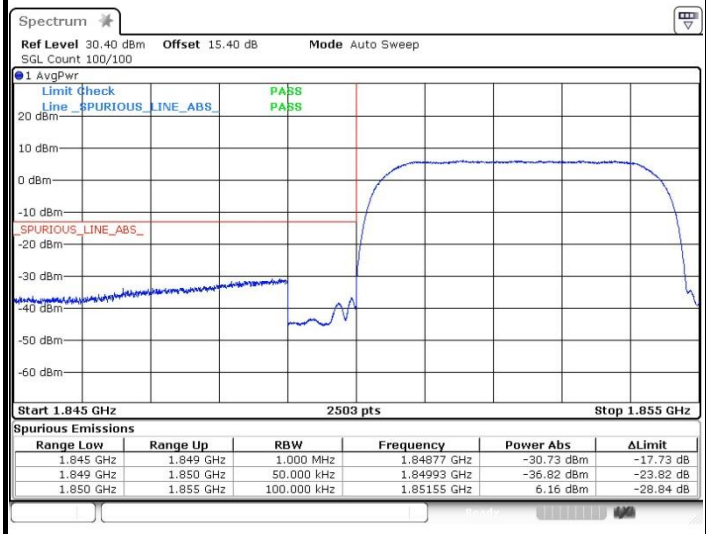

Spurious Emissions

Range Low	Range Up	RBW	Frequency	Power Abs	ΔLimit
1.845 GHz	1.849 GHz	1.000 MHz	1.84877 GHz	-30.73 dBm	-17.73 dB
1.849 GHz	1.850 GHz	50.000 kHz	1.84993 GHz	-36.82 dBm	-23.82 dB
1.850 GHz	1.855 GHz	100.000 kHz	1.85155 GHz	6.16 dBm	-28.84 dB

Date: 28.SEP.2023 21:29:28

Highest Band Edge

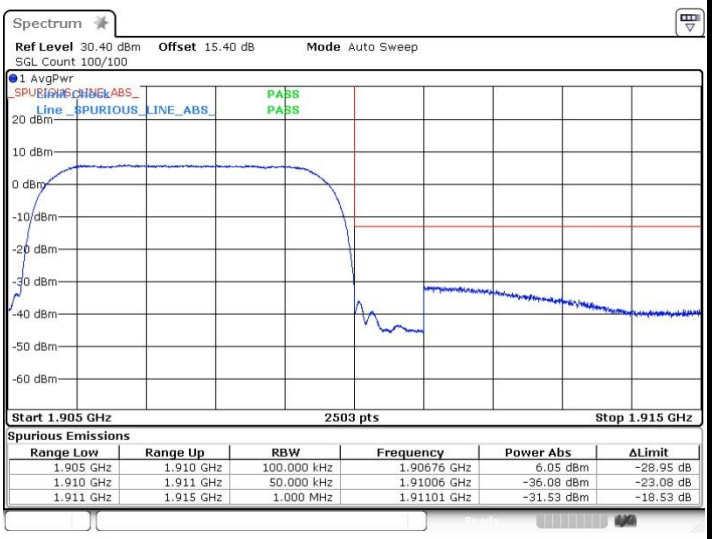

Spurious Emissions

Range Low	Range Up	RBW	Frequency	Power Abs	ΔLimit
1.905 GHz	1.910 GHz	100.000 kHz	1.90676 GHz	6.05 dBm	-28.95 dB
1.910 GHz	1.911 GHz	50.000 kHz	1.91006 GHz	-36.08 dBm	-23.08 dB
1.911 GHz	1.915 GHz	1.000 MHz	1.91101 GHz	-31.53 dBm	-18.53 dB

Date: 28.SEP.2023 22:00:13

WCDMA Band IV (RMC 12.2Kbps)	
Lowest Band Edge	**Highest Band Edge**

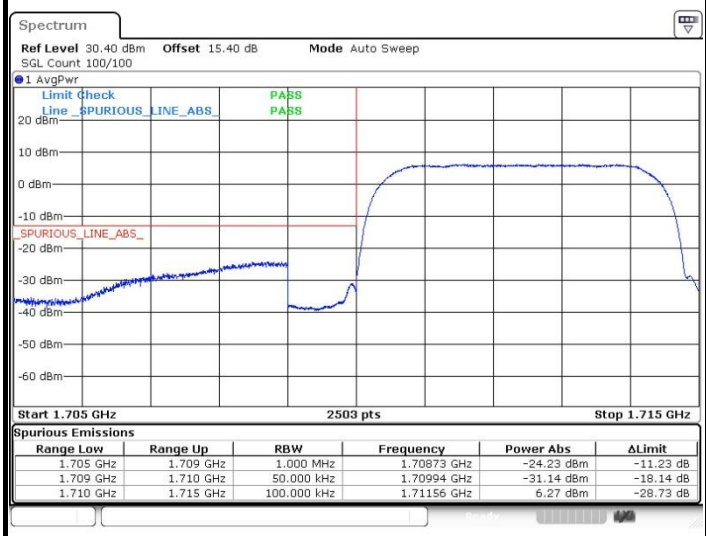

Spurious Emissions

Range Low	Range Up	RBW	Frequency	Power Abs	ΔLimit
1.705 GHz	1.709 GHz	1.000 MHz	1.70873 GHz	-24.23 dBm	-11.23 dB
1.709 GHz	1.710 GHz	50.000 kHz	1.70994 GHz	-31.14 dBm	-18.14 dB
1.710 GHz	1.715 GHz	100.000 kHz	1.71156 GHz	6.27 dBm	-28.73 dB

Date: 28.SEP.2023 22:09:59

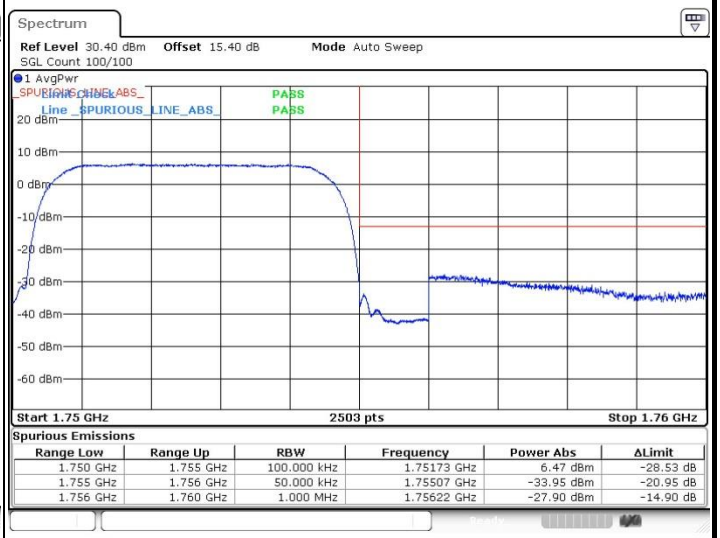

Spurious Emissions

Range Low	Range Up	RBW	Frequency	Power Abs	ΔLimit
1.750 GHz	1.755 GHz	100.000 kHz	1.75173 GHz	6.47 dBm	-28.53 dB
1.755 GHz	1.756 GHz	50.000 kHz	1.75507 GHz	-33.95 dBm	-20.95 dB
1.756 GHz	1.760 GHz	1.000 MHz	1.75622 GHz	-27.90 dBm	-14.90 dB

Date: 28.SEP.2023 22:10:43

Conducted Spurious Emission

WCDMA Band V (RMC 12.2Kbps)

Lowest Channel

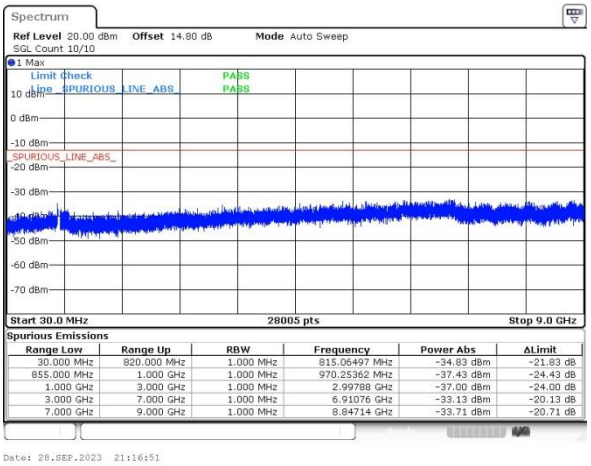

Spurious Emissions

Range Low	Range Up	RBW	Frequency	Power Abs	ΔLimit
30.000 MHz	820.000 MHz	1.000 MHz	815.06497 MHz	-34.83 dBm	-21.83 dB
855.000 MHz	1.000 GHz	1.000 MHz	970.25362 MHz	-37.43 dBm	-24.43 dB
1.000 GHz	3.000 GHz	1.000 MHz	2.99788 GHz	-37.00 dBm	-24.00 dB
3.000 GHz	7.000 GHz	1.000 MHz	6.91076 GHz	-33.13 dBm	-20.13 dB
7.000 GHz	9.000 GHz	1.000 MHz	8.84714 GHz	-33.71 dBm	-20.71 dB

Date: 28.SEP.2023 21:16:51

Middle Channel

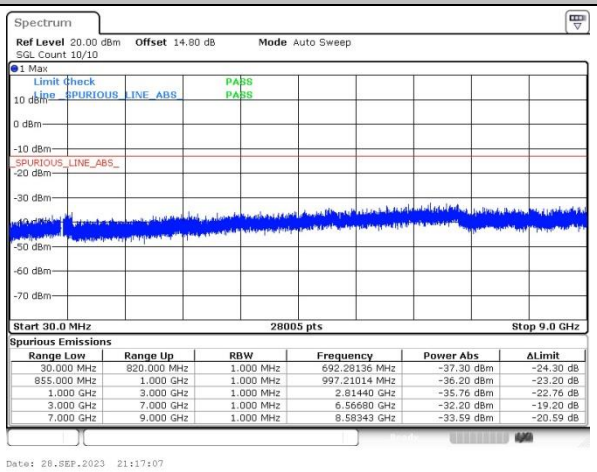

Spurious Emissions

Range Low	Range Up	RBW	Frequency	Power Abs	ΔLimit
30.000 MHz	820.000 MHz	1.000 MHz	692.28136 MHz	-37.30 dBm	-24.30 dB
855.000 MHz	1.000 GHz	1.000 MHz	997.21014 MHz	-36.20 dBm	-23.20 dB
1.000 GHz	3.000 GHz	1.000 MHz	2.81440 GHz	-35.76 dBm	-22.76 dB
3.000 GHz	7.000 GHz	1.000 MHz	6.56680 GHz	-32.20 dBm	-19.20 dB
7.000 GHz	9.000 GHz	1.000 MHz	8.58343 GHz	-33.59 dBm	-20.59 dB

Date: 28.SEP.2023 21:17:07

Highest Channel

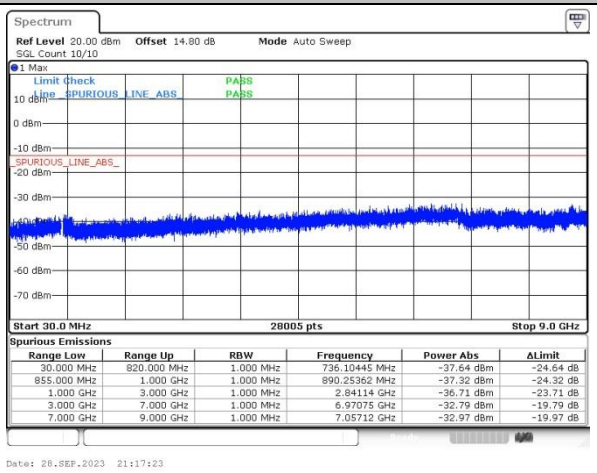

Spurious Emissions

Range Low	Range Up	RBW	Frequency	Power Abs	ΔLimit
30.000 MHz	820.000 MHz	1.000 MHz	736.10445 MHz	-37.64 dBm	-24.64 dB
855.000 MHz	1.000 GHz	1.000 MHz	890.25362 MHz	-37.32 dBm	-24.32 dB
1.000 GHz	3.000 GHz	1.000 MHz	2.84114 GHz	-36.71 dBm	-23.71 dB
3.000 GHz	7.000 GHz	1.000 MHz	6.97075 GHz	-32.79 dBm	-19.79 dB
7.000 GHz	9.000 GHz	1.000 MHz	7.05712 GHz	-32.97 dBm	-19.97 dB

Date: 28.SEP.2023 21:17:23

WCDMA Band II (RMC 12.2Kbps)

Lowest Channel

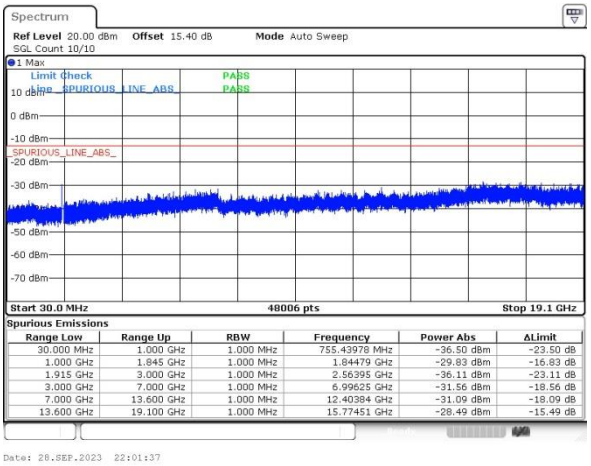

Spurious Emissions

Range Low	Range Up	RBW	Frequency	Power Abs	ΔLimit
30.000 MHz	1.000 GHz	1.000 MHz	755.43978 MHz	-36.50 dBm	-23.50 dB
1.000 GHz	1.845 GHz	1.000 MHz	1.84479 GHz	-29.83 dBm	-16.83 dB
1.915 GHz	3.000 GHz	1.000 MHz	2.56395 GHz	-36.11 dBm	-23.11 dB
3.000 GHz	7.000 GHz	1.000 MHz	6.99625 GHz	-31.56 dBm	-18.56 dB
7.000 GHz	13.600 GHz	1.000 MHz	12.40384 GHz	-31.09 dBm	-18.09 dB
13.600 GHz	19.100 GHz	1.000 MHz	15.77451 GHz	-28.49 dBm	-15.49 dB

Date: 28.SEP.2023 22:01:37

Middle Channel

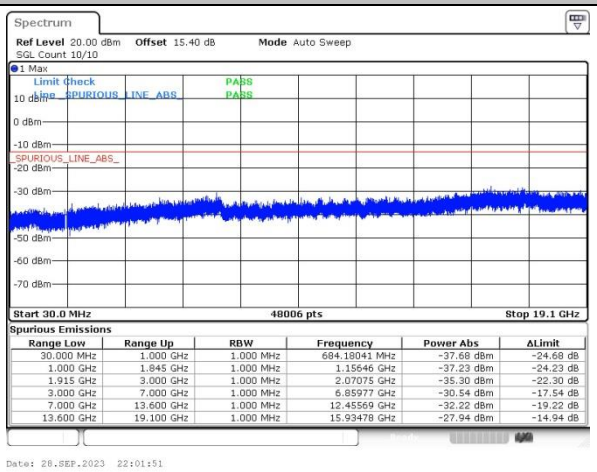

Spurious Emissions

Range Low	Range Up	RBW	Frequency	Power Abs	ΔLimit
30.000 MHz	1.000 GHz	1.000 MHz	684.18041 MHz	-37.68 dBm	-24.68 dB
1.000 GHz	1.845 GHz	1.000 MHz	1.15646 GHz	-37.23 dBm	-24.23 dB
1.915 GHz	3.000 GHz	1.000 MHz	2.07075 GHz	-35.30 dBm	-22.30 dB
3.000 GHz	7.000 GHz	1.000 MHz	6.85977 GHz	-30.54 dBm	-17.54 dB
7.000 GHz	13.600 GHz	1.000 MHz	12.45569 GHz	-32.22 dBm	-19.22 dB
13.600 GHz	19.100 GHz	1.000 MHz	15.93478 GHz	-27.94 dBm	-14.94 dB

Date: 28.SEP.2023 22:01:51

Highest Channel

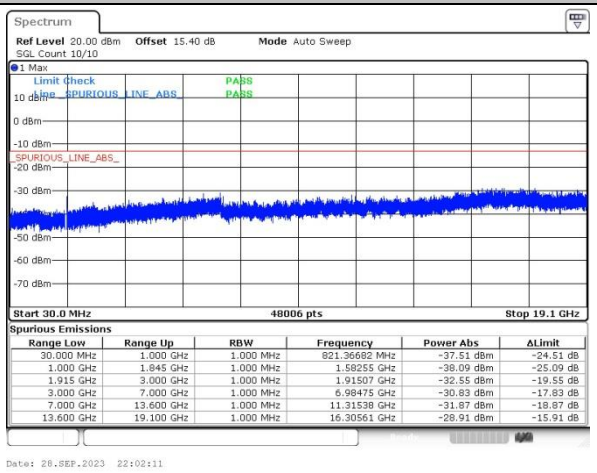

Spurious Emissions

Range Low	Range Up	RBW	Frequency	Power Abs	ΔLimit
30.000 MHz	1.000 GHz	1.000 MHz	821.36682 MHz	-37.51 dBm	-24.51 dB
1.000 GHz	1.845 GHz	1.000 MHz	1.58255 GHz	-38.09 dBm	-25.09 dB
1.915 GHz	3.000 GHz	1.000 MHz	1.91507 GHz	-32.55 dBm	-19.55 dB
3.000 GHz	7.000 GHz	1.000 MHz	6.98475 GHz	-30.83 dBm	-17.83 dB
7.000 GHz	13.600 GHz	1.000 MHz	11.31538 GHz	-31.87 dBm	-18.87 dB
13.600 GHz	19.100 GHz	1.000 MHz	16.30561 GHz	-28.91 dBm	-15.91 dB

Date: 28.SEP.2023 22:02:11

WCDMA Band IV (RMC 12.2Kbps)

Lowest Channel

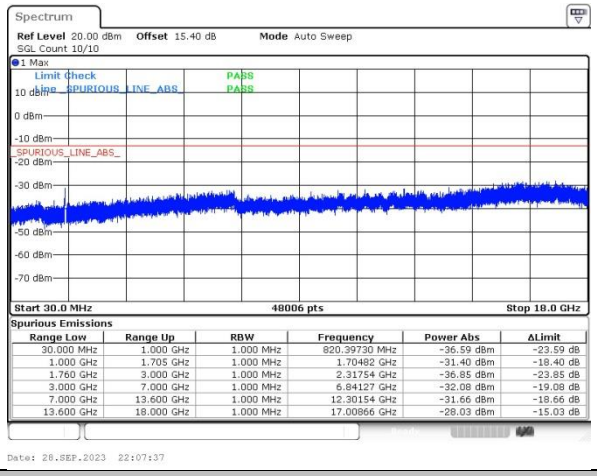

Spurious Emissions

Range Low	Range Up	RBW	Frequency	Power Abs	ΔLimit
30.000 MHz	1.000 GHz	1.000 MHz	820.39730 MHz	-36.59 dBm	-23.59 dB
1.000 GHz	1.705 GHz	1.000 MHz	1.70482 GHz	-31.40 dBm	-18.40 dB
1.760 GHz	3.000 GHz	1.000 MHz	2.31754 GHz	-36.85 dBm	-23.85 dB
3.000 GHz	7.000 GHz	1.000 MHz	6.84127 GHz	-32.08 dBm	-19.08 dB
7.000 GHz	13.600 GHz	1.000 MHz	12.30154 GHz	-31.66 dBm	-18.66 dB
13.600 GHz	18.000 GHz	1.000 MHz	17.00866 GHz	-28.03 dBm	-15.03 dB

Middle Channel

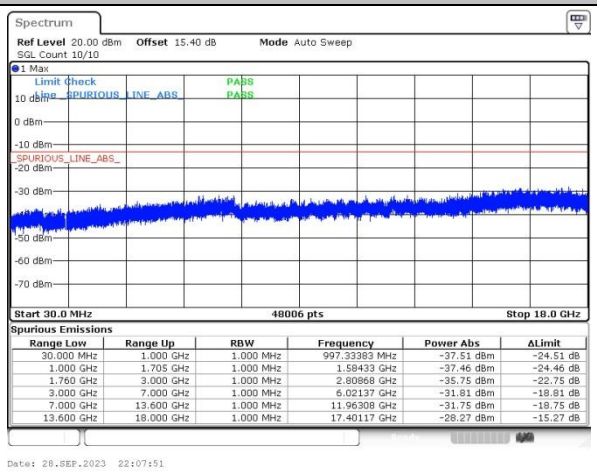

Spurious Emissions

Range Low	Range Up	RBW	Frequency	Power Abs	ΔLimit
30.000 MHz	1.000 GHz	1.000 MHz	997.33383 MHz	-37.51 dBm	-24.51 dB
1.000 GHz	1.705 GHz	1.000 MHz	1.58433 GHz	-37.46 dBm	-24.46 dB
1.760 GHz	3.000 GHz	1.000 MHz	2.80868 GHz	-35.75 dBm	-22.75 dB
3.000 GHz	7.000 GHz	1.000 MHz	6.02137 GHz	-31.81 dBm	-18.81 dB
7.000 GHz	13.600 GHz	1.000 MHz	11.96308 GHz	-31.75 dBm	-18.75 dB
13.600 GHz	18.000 GHz	1.000 MHz	17.40117 GHz	-28.27 dBm	-15.27 dB

Highest Channel

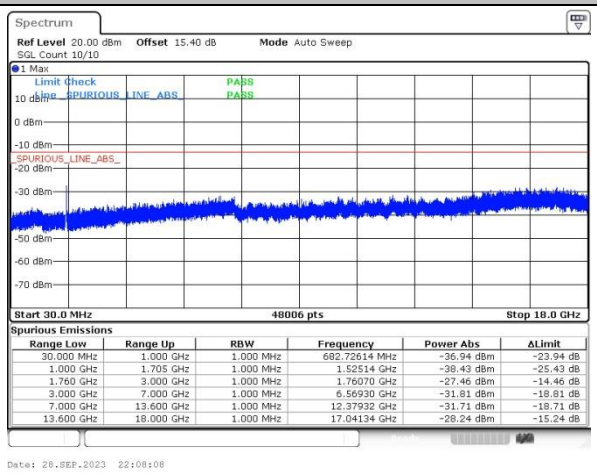

Spurious Emissions

Range Low	Range Up	RBW	Frequency	Power Abs	ΔLimit
30.000 MHz	1.000 GHz	1.000 MHz	682.72614 MHz	-36.94 dBm	-23.94 dB
1.000 GHz	1.705 GHz	1.000 MHz	1.52514 GHz	-38.43 dBm	-25.43 dB
1.760 GHz	3.000 GHz	1.000 MHz	1.76070 GHz	-27.46 dBm	-14.46 dB
3.000 GHz	7.000 GHz	1.000 MHz	6.56930 GHz	-31.81 dBm	-18.81 dB
7.000 GHz	13.600 GHz	1.000 MHz	12.37932 GHz	-31.71 dBm	-18.71 dB
13.600 GHz	18.000 GHz	1.000 MHz	17.04134 GHz	-28.24 dBm	-15.24 dB

Frequency Stability

Test Conditions	Middle Channel	WCDMA Band V (RMC 12.2Kbps)	Limit 2.5ppm
Temperature (°C)	Voltage (Volt)	Deviation (ppm)	Result
50	Normal Voltage	0.0026	PASS
40	Normal Voltage	0.0319	
30	Normal Voltage	0.0448	
20(Ref.)	Normal Voltage	0.0000	
10	Normal Voltage	0.0021	
0	Normal Voltage	0.0006	
-10	Normal Voltage	0.0078	
-20	Normal Voltage	0.0192	
-30	Normal Voltage	0.0327	
20	Maximum Voltage	0.0496	
20	Normal Voltage	0.0157	
20	Battery End Point	0.0069	

Test Conditions	Middle Channel	WCDMA Band II (RMC 12.2Kbps)	Limit Note 2.
Temperature (°C)	Voltage (Volt)	Deviation (ppm)	Result
50	Normal Voltage	0.0148	PASS
40	Normal Voltage	0.0134	
30	Normal Voltage	0.0127	
20(Ref.)	Normal Voltage	0.0000	
10	Normal Voltage	0.0246	
0	Normal Voltage	0.0381	
-10	Normal Voltage	0.0469	
-20	Normal Voltage	0.0075	
-30	Normal Voltage	0.0527	
20	Maximum Voltage	0.0166	
20	Normal Voltage	0.0118	
20	Battery End Point	0.0067	

Test Conditions	Middle Channel	WCDMA Band IV (RMC 12.2Kbps)	Limit Note 2.
Temperature (°C)	Voltage (Volt)	Deviation (ppm)	Result
50	Normal Voltage	0.0044	PASS
40	Normal Voltage	0.0196	
30	Normal Voltage	0.0047	
20(Ref.)	Normal Voltage	0.0000	
10	Normal Voltage	0.0057	
0	Normal Voltage	0.0034	
-10	Normal Voltage	0.0146	
-20	Normal Voltage	0.0241	
-30	Normal Voltage	0.0038	
20	Maximum Voltage	0.0022	
20	Normal Voltage	0.0026	
20	Battery End Point	0.0149	

Note:

1. Normal Voltage = 3.91V ; Battery End Point (BEP) =3.4V. ; Maximum Voltage =4.5V
2. The frequency fundamental emissions stay within the authorized frequency block based on the frequency deviation measured is small.

Appendix B. Test Results of Radiated Test

Radiated Spurious Emission

GSM850 (GSM)								
Channel	Frequency (MHz)	ERP (dBm)	Limit (dBm)	Over Limit (dB)	S.G. Power (dBm)	TX Cable loss (dB)	TX Antenna Gain (dBi)	Polarization (H/V)
Middle	1672	-58.46	-13	-45.46	-65.43	1.58	10.70	H
	2512	-49.60	-13	-36.60	-57.85	2.10	12.50	H
	3344	-56.62	-13	-43.62	-65.51	2.86	13.90	H
	1672	-52.63	-13	-39.63	-59.60	1.58	10.70	V
	2512	-53.15	-13	-40.15	-61.40	2.10	12.50	V
	3344	-54.95	-13	-41.95	-63.84	2.86	13.90	V

GSM850 (EDGE 1 Tx slots)								
Channel	Frequency (MHz)	ERP (dBm)	Limit (dBm)	Over Limit (dB)	S.G. Power (dBm)	TX Cable loss (dB)	TX Antenna Gain (dBi)	Polarization (H/V)
Middle	1672	-54.54	-13	-41.54	-61.51	1.58	10.70	H
	2512	-50.84	-13	-37.84	-59.09	2.10	12.50	H
	3344	-57.85	-13	-44.85	-66.74	2.86	13.90	H
	1672	-51.86	-13	-38.86	-58.83	1.58	10.70	V
	2512	-52.53	-13	-39.53	-60.78	2.10	12.50	V
	3344	-54.18	-13	-41.18	-63.07	2.86	13.90	V

GSM1900 (GPRS 1 Tx slots)								
Channel	Frequency (MHz)	EIRP (dBm)	Limit (dBm)	Over Limit (dB)	S.G. Power (dBm)	TX Cable loss (dB)	TX Antenna Gain (dBi)	Polarization (H/V)
Middle	3760	-57.93	-13	-44.93	-70.19	2.64	14.90	H
	5640	-55.71	-13	-42.71	-67.57	2.94	14.80	H
	7520	-53.08	-13	-40.08	-62.85	3.39	13.16	H
	3760	-57.80	-13	-44.80	-70.06	2.64	14.90	V
	5640	-56.19	-13	-43.19	-68.05	2.94	14.80	V
	7520	-53.11	-13	-40.11	-62.88	3.39	13.16	V

GSM1900 (EDGE 1 Tx slots)								
Channel	Frequency (MHz)	EIRP (dBm)	Limit (dBm)	Over Limit (dB)	S.G. Power (dBm)	TX Cable loss (dB)	TX Antenna Gain (dBi)	Polarization (H/V)
Middle	3760	-58.10	-13	-45.10	-70.36	2.64	14.90	H
	5640	-56.43	-13	-43.43	-68.29	2.94	14.80	H
	7520	-53.21	-13	-40.21	-62.98	3.39	13.16	H
	3760	-57.78	-13	-44.78	-70.04	2.64	14.90	V
	5640	-56.63	-13	-43.63	-68.49	2.94	14.80	V
	7520	-53.32	-13	-40.32	-63.09	3.39	13.16	V

WCDMA Band V(RMC 12.2Kbps)								
Channel	Frequency (MHz)	ERP (dBm)	Limit (dBm)	Over Limit (dB)	S.G. Power (dBm)	TX Cable loss (dB)	TX Antenna Gain (dBi)	Polarization (H/V)
Middle	1672	-62.92	-13	-49.92	-69.89	1.58	10.70	H
	2509.2	-58.40	-13	-45.40	-66.65	2.10	12.50	H
	3345.6	-58.41	-13	-45.41	-67.30	2.86	13.90	H
	1672.8	-60.86	-13	-47.86	-67.83	1.58	10.70	V
	2509.2	-58.02	-13	-45.02	-66.27	2.10	12.50	V
	3344	-58.59	-13	-45.59	-67.48	2.86	13.90	V

WCDMA Band II(RMC 12.2Kbps)								
Channel	Frequency (MHz)	EIRP (dBm)	Limit (dBm)	Over Limit (dB)	S.G. Power (dBm)	TX Cable loss (dB)	TX Antenna Gain (dBi)	Polarization (H/V)
Middle	3760	-58.23	-13	-45.23	-70.49	2.64	14.90	H
	5640	-55.78	-13	-42.78	-67.64	2.94	14.80	H
	7520	-53.17	-13	-40.17	-62.94	3.39	13.16	H
	3760	-57.79	-13	-44.79	-70.05	2.64	14.90	V
	5640	-56.65	-13	-43.65	-68.51	2.94	14.80	V
	7520	-52.90	-13	-39.90	-62.67	3.39	13.16	V

WCDMA Band IV(RMC 12.2Kbps)								
Channel	Frequency (MHz)	EIRP (dBm)	Limit (dBm)	Over Limit (dB)	S.G. Power (dBm)	TX Cable loss (dB)	TX Antenna Gain (dBi)	Polarization (H/V)
Middle	3465	-58.31	-13	-45.31	-69.05	2.604	13.34	H
	5197	-56.16	-13	-43.16	-66.67	3.011	13.52	H
	6930	-54.66	-13	-41.66	-64.86	3.271	13.47	H
	3465	-58.23	-13	-45.23	-68.97	2.604	13.34	V
	5197	-56.24	-13	-43.24	-66.75	3.011	13.52	V
	6930	-54.33	-13	-41.33	-64.53	3.271	13.47	V

Remark: Spurious emissions within 30-1000MHz were found more than 20dB below limit line.