Appendix D

Test Setup Photographs

1, Photographs of EUT Test Position

Head Exposure Condition

Right cheek 0mm	Right tilted 0mm
	
Left cheek 0mm	**Left tilted 0mm**
	

Hotspot Exposure Condition

Front side 5mm	Back side 5mm
	
Left side 5mm	**Right side 5mm**
	
Top side 5mm	**Bottom side 5mm**
	

Body-Worn Exposure Condition

Front side 5mm	Back side 5mm
	
Back side with headset 5mm	**N/A**
	

Product Specific 10g SAR

Exposure Condition

Front side 0mm	Back side 0mm
	
Left side 0mm	**Right side 0mm**
Top side 0mm	**Bottom side 0mm**
	

Sensor Off

Front side 3mm	Front side 4mm
	
Front side 6mm	**Front side 9mm**
	
Front side 13mm	**N/A**

Back side 7mm	Back side 12mm
	
Back side 15mm	**Back side 17mm**
	

Left side 11mm	Left side 13mm
	
Right side 5mm	**Top side 12mm**
	
Top side 13mm	**Bottom side 10mm**
	

Antenna Location

Top side

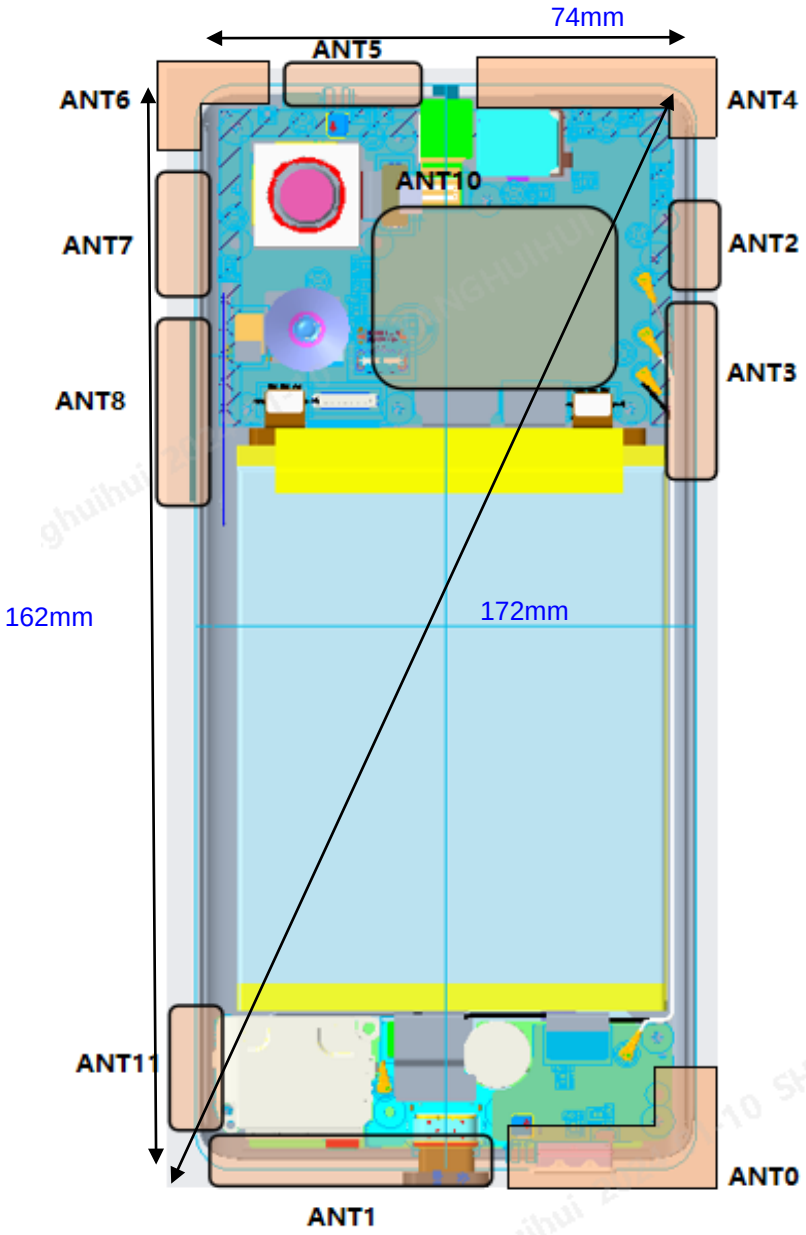

Back View

Bottom side

Antenna	Support Tx Band
ANT 0	GSM850; WCDMA B5; LTE B5/B12/B13/B17/B26; NR n5/n26
ANT 1	GSM1900; WCDMA B2/B4; LTE B2/B4/B7/B25/B38/B41/B66; NR n2/n7/n38/n41/n66
ANT 2	LTE B42; NR n78
ANT 4	GSM850, GSM1900; WCDMA B2/B4/B5; LTE B2/B4/B5/B7/B12/B13/B17/B25/B26/B38/B41/B66; NR n2/n5/n7/n26/n38/n41/n66
ANT 5	NR n78; WLAN5G CH0
ANT 6	WLAN2.4G CH0; BT
ANT 7	NR n78
ANT 8	WLAN2.4G CH1, WLAN5G CH1
ANT 10	NFC_13.56 MHz
ANT 11	NR n78

According to the distance between GSM/WCDMA/LTE/5G NR/Wi-Fi/BT antennas and the sides of the EUT we can draw the conclusion that:

EUT Sides for SAR Testing							
Mode	Exposure Condition	Front	Back	Left	Right	Top	Bottom
ANT 0	Hotspot/Product specific 10g SAR	Yes	Yes	Yes	No	No	Yes
ANT 2/4	Hotspot/Product specific 10g SAR	Yes	Yes	Yes	No	Yes	No
ANT 1/11	Hotspot/Product specific 10g SAR	Yes	Yes	No	Yes	No	Yes
ANT 5/6/7/8	Hotspot/Product specific 10g SAR	Yes	Yes	No	Yes	Yes	No

Note:

When the antenna-to-edge distance is greater than 2.5cm, such position does not need to be tested.