Appendix D. SAR Test Setup Photos

Head Exposure Condition

Right Cheek, Test Separation 0 mm

Right Tilted, Test Separation 0 mm

Left Cheek, Test Separation 0 mm

Left Tilted, Test Separation 0 mm

FCC Filing :: Short Term MOTOROLA CONFIDENTIAL RESTRICTED

Hotspot Exposure Condition

<Flip Open >



Front, Test Separation 5 mm



Back, Test Separation 5 mm



Left Side, Test Separation 5 mm



Right Side, Test Separation 5 mm



Top Side, Test Separation 5 mm

Bottom Side, Test Separation 5 mm

<Flip Close >



Front, Test Separation 5 mm

Back, Test Separation 5 mm



Left Side, Test Separation 5 mm



Right Side, Test Separation 5 mm



Top Side, Test Separation 5 mm

Bottom Side, Test Separation 5 mm

Body-worn Exposure Condition

<Flip Open >



Front, Test Separation 5 mm



Back, Test Separation 5 mm

Front with headset, Test Separation 5 mm



Back with headset, Test Separation 5 mm

Sensor off

Front, Test Separation 15 mm

Back, Test Separation 17 mm

<Flip Close >



Front, Test Separation 5 mm

Back, Test Separation 5 mm

Front with headset, Test Separation 5 mm

Sensor off

Front, Test Separation 17mm

Back, Test Separation 16 mm

FCC Filing MOTOROLA CONFIDENTIAL RESTRICTED

Product Specific 10g SAR

<Flip Open >



Front, Test Separation 0 mm



Back, Test Separation 0 mm



Left Side, Test Separation 0 mm



Right Side, Test Separation 0 mm

FCC Filing :: Short Term MOTOROLA CONFIDENTIAL RESTRICTED

Top Side, Test Separation 0 mm

Bottom Side, Test Separation 0 mm

Sensor off

Front, Test Separation 16 mm

Front, Test Separation 10 mm

Front, Test Separation 13 mm

Back, Test Separation 15 mm

FCC Filing :: Short term MOTOROLA CONFIDENTIAL RESTRICTED

Back, Test Separation 13 mm

Back, Test Separation 12 mm



Right Side, Test Separation 8 mm

Right Side, Test Separation 15 mm



Left Side, Test Separation 16 mm

FCC Filing :: Short Term MOTOROLA CONFIDENTIAL RESTRICTED

Left Side, Test Separation 21 mm

Left Side, Test Separation 12 mm

Top Side, Test Separation 15 mm



Top Side, Test Separation 9 mm



Bottom Side, Test Separation 10 mm



Bottom Side, Test Separation 13 mm

MOTOROLA CONFIDENTIAL RESTRICTED Short Term FCC Filing

Antenna Location

<Flip-Open Mode>

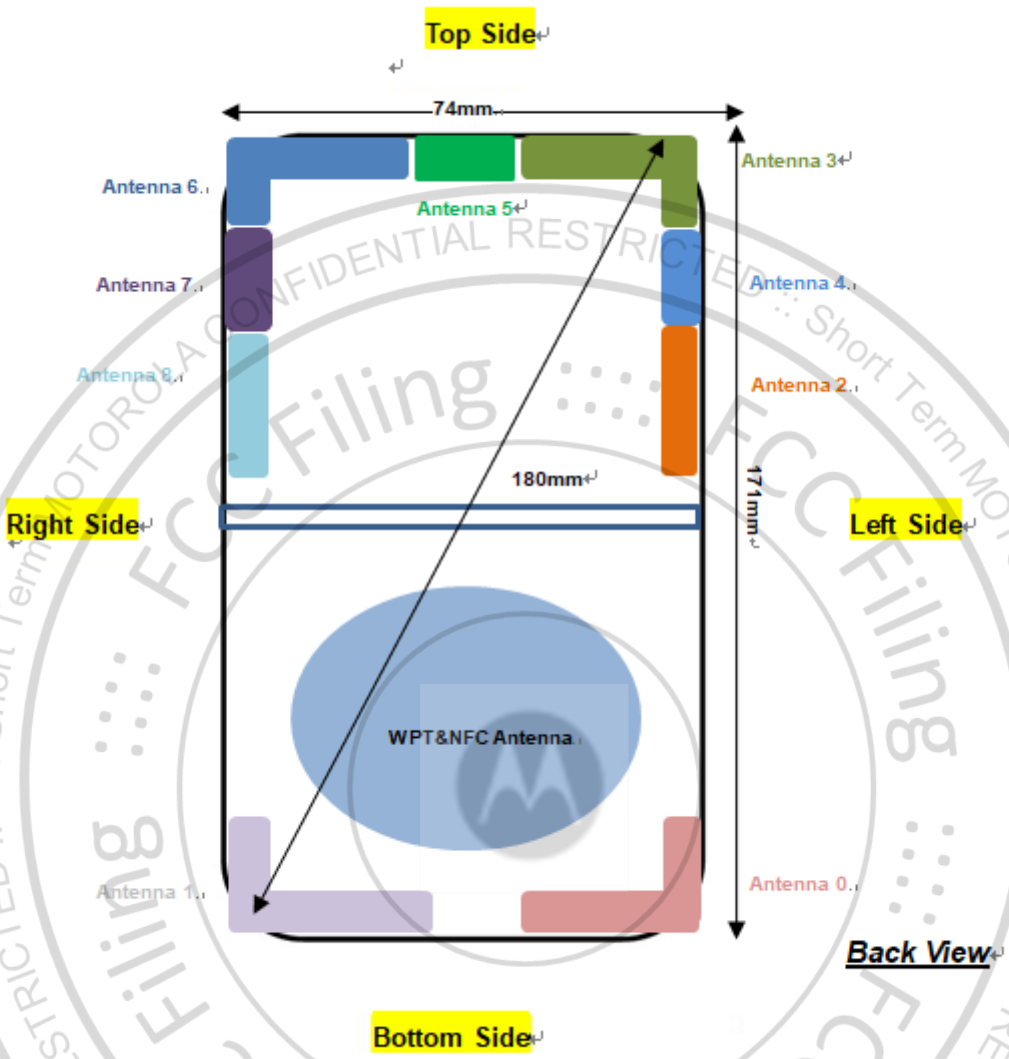

<Flip-Close Mode>

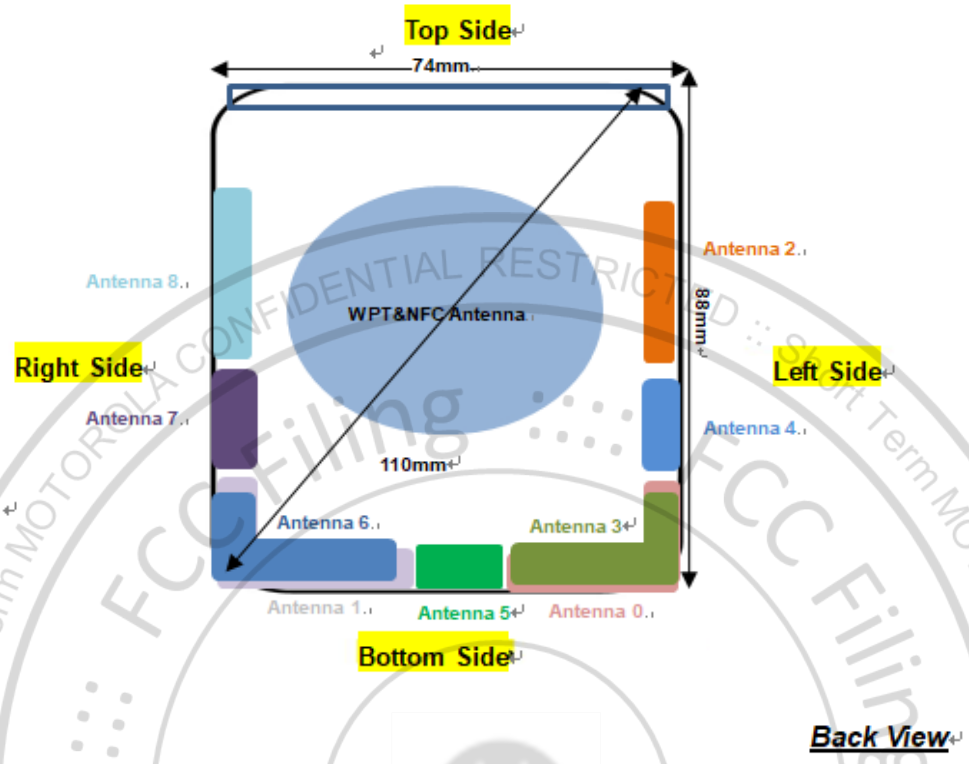

Note: This is a foldable Mobile Cellular Phone device. Above overloap area is a simulation prototype, Antenna 0 and Antenna 1 were located at the bottom and back side of the device. Antenna 3/5 and Antenna 6 were located at the top and front side of the device. When the device was at flip close state (screen was folded), Antenna 3 was coincident with Antenna 0, and Antenna 1 was coincident with Antenna 6.

Antenna	Support Band
Antenna 0	GSM: 850/1900<TX/RX> UMTS: B2/4/5<TX/RX> LTE: B2/4/5/7/12/13/14/17/25/26/30/38/41/66/71<TX/RX> 5G NR: n2/5/7/12/14/25/26/30/38/41/66/70/71<TX/RX>
Antenna 1	GSM: 850<TX/RX> UMTS: B2/4/5<TX/RX> LTE: B2/4/5/7/12/13/14/17/25/26/30/38/41/66/71<TX/RX> 5G NR: n2/5/7/12/14/25/26/30/38/41/66/70/71<TX/RX>
Antenna 2	GSM: 1900<TX/RX> UMTS: B2/4<TX/RX> LTE: B2/4/7/25/30/38/41/66<TX/RX> 5G NR: n2/7/25/30/38/41/66/70<TX/RX>
Antenna 3	UMTS: B2/4<TX/RX> LTE: B2/4/7/25/30/38/41/48/66<TX/RX> 5G NR: n2/7/25/30/38/41/66/70/48/77/78<TX/RX>
Antenna 4	LTE: B48<TX/RX> 5G NR: n77/78<TX/RX>
Antenna 5	WLAN 2.4GHz<TX/RX> WLAN 5GHz/6GHz<TX/RX>
Antenna 6	LTE: B48<TX/RX> 5G NR: n77/78<TX/RX>
Antenna 7	WLAN 2.4GHz<TX/RX> WLAN 5GHz/6GHz<TX/RX> Bluetooth<TX/RX>
Antenna 8	LTE: B48<TX/RX> 5G NR: n77/78<TX/RX>
WPT&NFC Antenna	WPT&NFC<TX/RX>