Mode	31
	Band Edge - L
	U-NII-2C_5.47-5.725_802.11ax HE160_CH114_Full RU_5570MHz
ANT	8+7

Pol.	Vertical	Fundamental
Peak	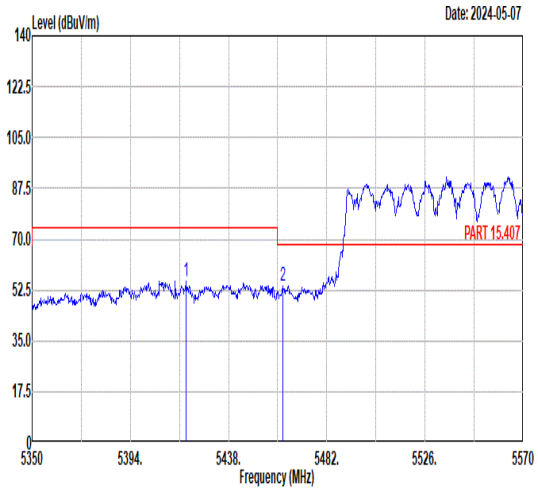 Freq Level Limit Line Margin Read Level Ant Factor Cable Loss Preamp Factor APos TPos Remark MHz dBuV/m dBuV/m dB dBuV dB/m dB dB cm deg 1 5419.08 55.38 74.00 -18.62 44.62 34.83 8.46 32.53 100 77 PEAK 2 5462.20 53.88 68.30 -14.42 43.11 34.87 8.41 32.51 100 77 PEAK	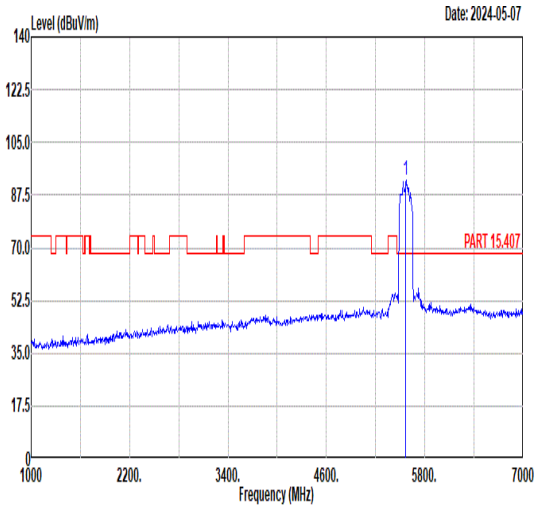 Freq Level Limit Line Margin Read Level Ant Factor Cable Loss Preamp Factor APos TPos Remark MHz dBuV/m dBuV/m dB dBuV dB/m dB dB cm deg 1 5570.00 92.46 ------ ------ 81.76 34.94 8.26 32.50 100 77 PEAK
Avg	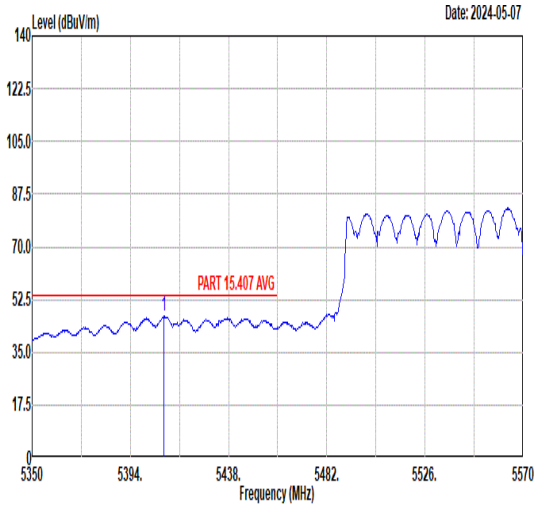 Freq Level Limit Line Margin Read Level Ant Factor Cable Loss Preamp Factor APos TPos Remark MHz dBuV/m dBuV/m dB dBuV dB/m dB dB cm deg 1 5408.96 46.76 54.00 -7.24 35.99 34.82 8.48 32.53 100 77 AVERAGE	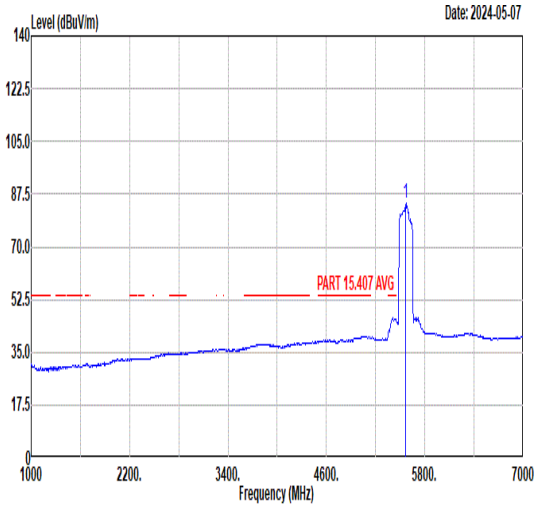 Freq Level Limit Line Margin Read Level Ant Factor Cable Loss Preamp Factor APos TPos Remark MHz dBuV/m dBuV/m dB dBuV dB/m dB dB cm deg 1 5570.00 84.38 ------ ------ 73.68 34.94 8.26 32.50 100 77 AVERAGE

Mode	31	
	Band Edge - R	
	U-NII-2C_5.47-5.725_802.11ax HE160_CH114_Full RU_5570MHz	
ANT	8+7	
Pol.	Vertical	Fundamental
Peak	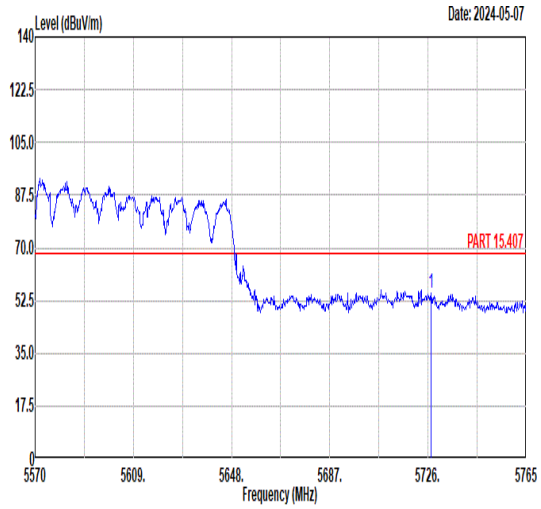 Freq Level Limit Line Margin Read Level Ant Factor Cable Loss Preamp Factor APos TPos Remark MHz dBuV/m dBuV/m dB dBuV dB/m dB dB cm deg 1 5727.17 55.10 68.30 -13.20 43.88 35.04 8.68 32.50 100 77 PEAK	Blank

Mode	31	
	Harmonic	
	U-NII-2C_5.47-5.725_802.11ax HE160_CH114_Full RU_5570MHz	
ANT	8+7	
Pol.	Horizontal	Vertical
Peak Avg	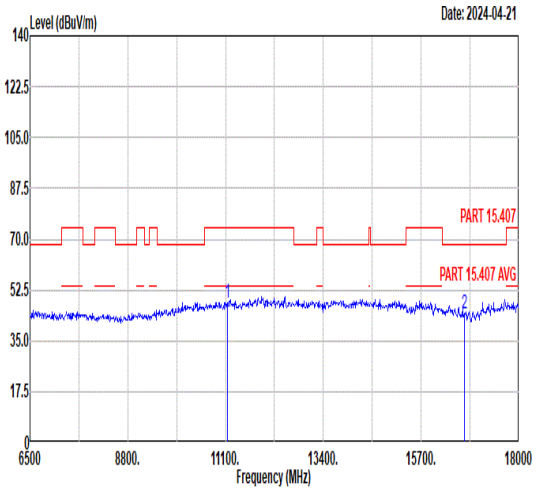 Freq Level Limit Line Margin Read Level Ant Factor Cable Loss Preamp Factor APos TPos Remark MHz dBuV/m dBuV/m dB dBuV dB/m dB dB cm deg 1 11140.00 48.09 74.00 -25.91 57.29 37.66 11.28 58.14 -- -- Peak 2 16710.00 44.21 68.30 -24.09 50.15 39.67 13.00 58.61 -- -- Peak	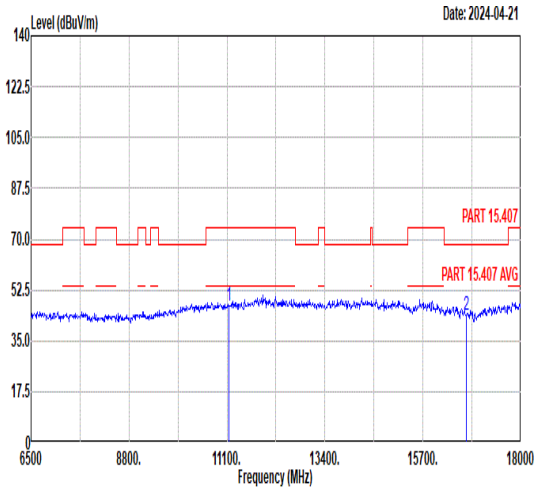 Freq Level Limit Line Margin Read Level Ant Factor Cable Loss Preamp Factor APos TPos Remark MHz dBuV/m dBuV/m dB dBuV dB/m dB dB cm deg 1 11140.00 47.08 74.00 -26.92 56.28 37.66 11.28 58.14 -- -- Peak 2 16710.00 44.05 68.30 -24.25 49.99 39.67 13.00 58.61 -- -- Peak

Mode	32	
	Band Edge	
	U-NII-2C_5.47-5.85_802.11ax HE20_CH144_Full RU_5720MHz	
ANT	8+7	
Pol.	Horizontal	Fundamental
Peak	Blank	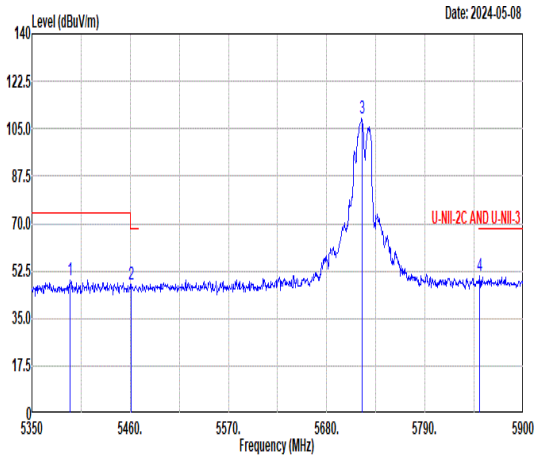 Freq Level Limit Line Margin Read Level Ant Factor Cable Loss Preamp Factor APos TPos Remark MHz dBuV/m dBuV/m dB dBuV dB/m dB dB cm deg 1 5392.35 49.26 74.00 -24.74 38.55 34.81 8.44 32.54 100 302 Peak 2 5461.10 47.58 68.30 -20.72 36.81 34.87 8.41 32.51 100 302 Peak 3 5720.00 108.60 ------ ------ 97.41 35.03 8.66 32.50 100 302 Peak 4 5851.05 50.87 68.30 -17.43 39.38 35.11 8.88 32.50 100 302 Peak
Avg	Blank	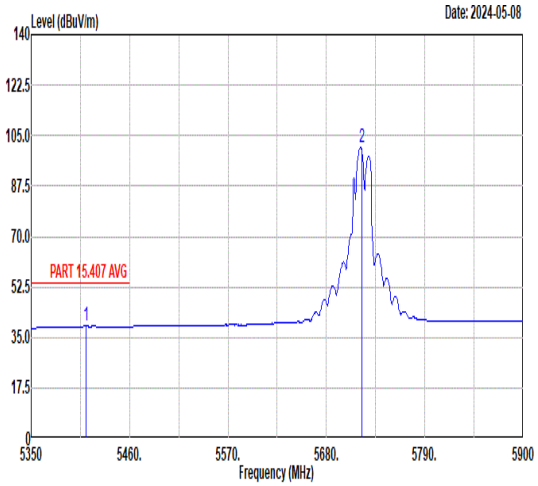 Freq Level Limit Line Margin Read Level Ant Factor Cable Loss Preamp Factor APos TPos Remark MHz dBuV/m dBuV/m dB dBuV dB/m dB dB cm deg 1 5411.05 38.99 54.00 -15.01 28.22 34.83 8.47 32.53 100 302 Average 2 5720.00 100.76 ------ ------ 89.57 35.03 8.66 32.50 100 302 Average

Mode	32	
	Band Edge	
	U-NII-2C_5.47-5.85_802.11ax HE20_CH144_Full RU_5720MHz	
ANT	8+7	
Pol.	Vertical	Fundamental
Peak	Blank	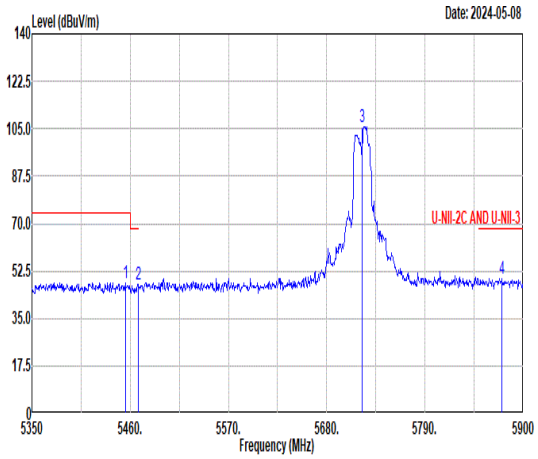 Freq Level Limit Line Margin Read Level Ant Factor Cable Loss Preamp Factor APos TPos Remark MHz dBuV/m dBuV/m dB dBuV dB/m dB dB cm deg 1 5454.50 48.26 74.00 -25.74 37.49 34.86 8.42 32.51 100 81 Peak 2 5468.80 47.73 68.30 -20.57 36.97 34.87 8.40 32.51 100 81 Peak 3 5720.00 105.83 ------ ------ 94.64 35.03 8.66 32.50 100 81 Peak 4 5876.35 49.72 68.30 -18.58 38.24 35.13 8.85 32.50 100 81 Peak
Avg	Blank	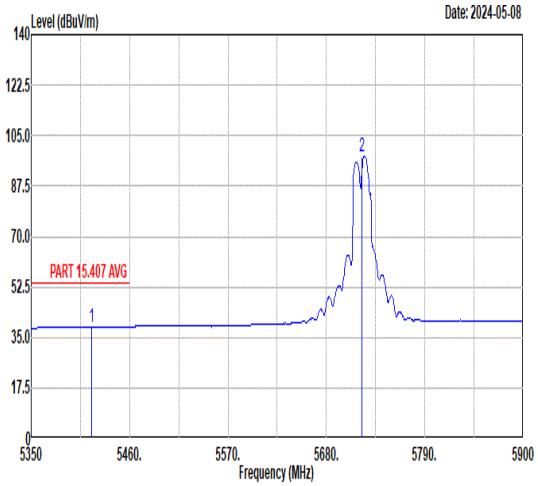 Freq Level Limit Line Margin Read Level Ant Factor Cable Loss Preamp Factor APos TPos Remark MHz dBuV/m dBuV/m dB dBuV dB/m dB dB cm deg 1 5417.65 38.77 54.00 -15.23 28.00 34.83 8.47 32.53 100 81 Average 2 5720.00 97.87 ------ ------ 86.68 35.03 8.66 32.50 100 81 Average

Mode	32	
	Harmonic	
	U-NII-2C_5.47-5.85_802.11ax HE20_CH144_Full RU_5720MHz	
ANT	8+7	
Pol.	Horizontal	Vertical
Peak Avg	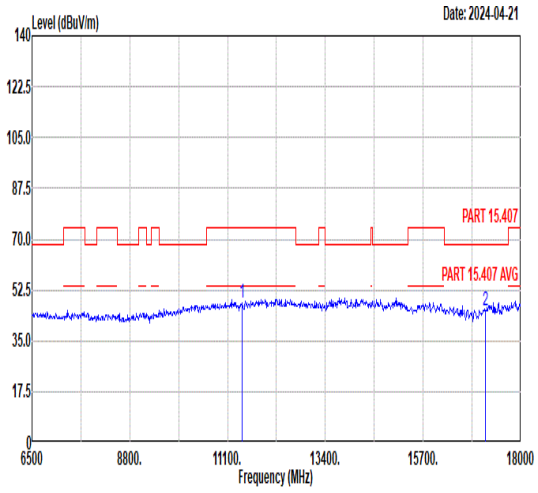 Freq Level Limit Line Margin Read Level Ant Factor Cable Loss Preamp Factor APos TPos Remark MHz dBuV/m dBuV/m dB dBuV dB/m dB dB cm deg 1 11440.00 47.93 74.00 -26.07 56.55 37.77 11.42 57.81 -- -- Peak 2 17160.00 45.44 68.30 -22.86 50.19 40.16 13.16 58.07 -- -- Peak	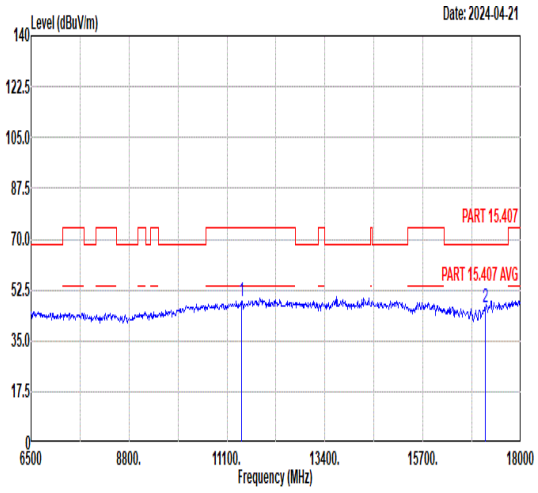 Freq Level Limit Line Margin Read Level Ant Factor Cable Loss Preamp Factor APos TPos Remark MHz dBuV/m dBuV/m dB dBuV dB/m dB dB cm deg 1 11440.00 48.56 74.00 -25.44 57.18 37.77 11.42 57.81 -- -- Peak 2 17160.00 46.56 68.30 -21.74 51.31 40.16 13.16 58.07 -- -- Peak

Mode	33	
	Band Edge	
	U-NII-2C_5.47-5.85_802.11ax HE40_CH142_Full RU_5710MHz	
ANT	8+7	
Pol.	Horizontal	Fundamental
Peak	Blank	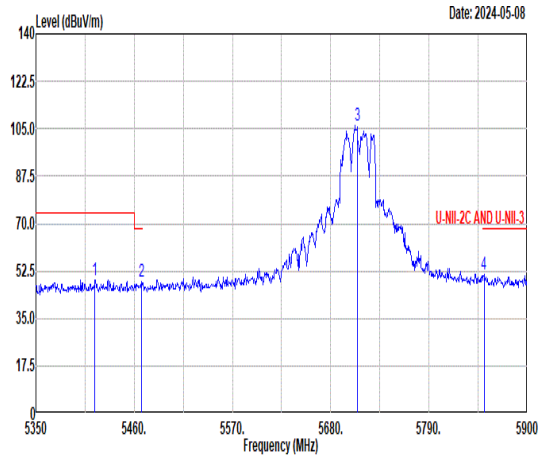 Freq Level Limit Line Margin Read Level Ant Factor Cable Loss Preamp Factor APos TPos Remark MHz dBuV/m dBuV/m dB dBuV dB/m dB dB cm deg 1 5416.00 49.36 74.00 -24.64 38.59 34.83 8.47 32.53 100 303 Peak 2 5468.25 48.37 68.30 -19.93 37.61 34.87 8.40 32.51 100 303 Peak 3 5710.00 106.21 ------ ------ 95.07 35.02 8.62 32.50 100 303 Peak 4 5851.60 51.41 68.30 -16.89 39.92 35.11 8.88 32.50 100 303 Peak
Avg	Blank	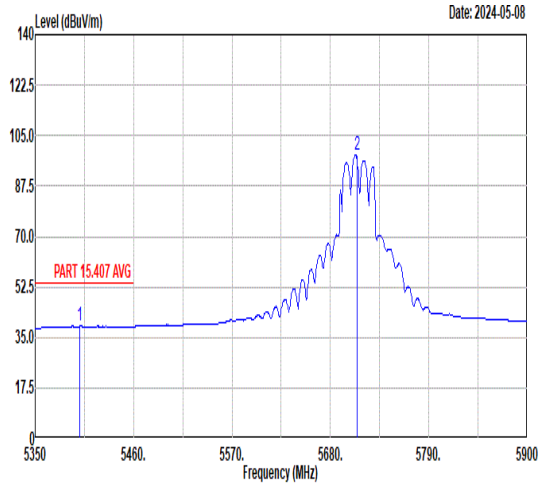 Freq Level Limit Line Margin Read Level Ant Factor Cable Loss Preamp Factor APos TPos Remark MHz dBuV/m dBuV/m dB dBuV dB/m dB dB cm deg 1 5400.05 38.87 54.00 -15.13 28.13 34.82 8.46 32.54 100 303 Average 2 5710.00 98.21 ------ ------ 87.07 35.02 8.62 32.50 100 303 Average

Mode	33	
	Band Edge	
	U-NII-2C_5.47-5.85_802.11ax HE40_CH142_Full RU_5710MHz	
ANT	8+7	
Pol.	Vertical	Fundamental
Peak	Blank	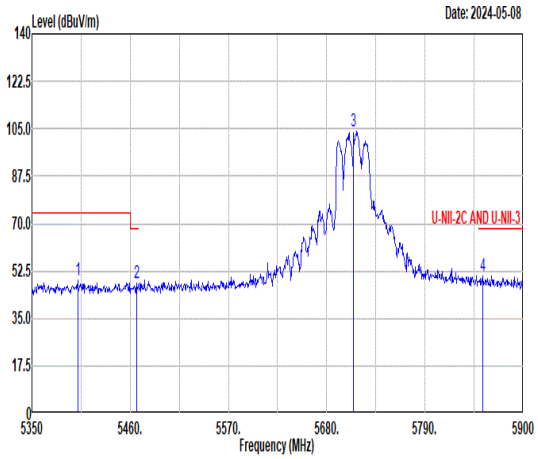 Freq Level Limit Line Margin Read Level Ant Factor Cable Loss Preamp Factor APos TPos Remark MHz dBuV/m dBuV/m dB dBuV dB/m dB dB cm deg 1 5401.15 49.30 74.00 -24.70 38.56 34.82 8.46 32.54 100 71 Peak 2 5467.15 47.83 68.30 -20.47 37.07 34.87 8.40 32.51 100 71 Peak 3 5710.00 104.04 ------ ------ 92.90 35.02 8.62 32.50 100 71 Peak 4 5854.35 50.69 68.30 -17.61 39.21 35.11 8.87 32.50 100 71 Peak
Avg	Blank	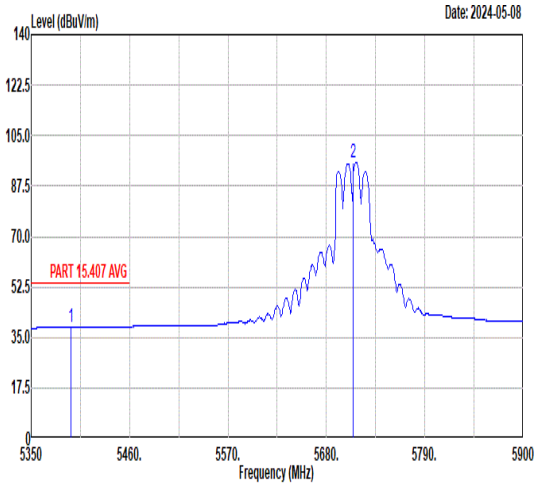 Freq Level Limit Line Margin Read Level Ant Factor Cable Loss Preamp Factor APos TPos Remark MHz dBuV/m dBuV/m dB dBuV dB/m dB dB cm deg 1 5394.55 38.76 54.00 -15.24 28.04 34.81 8.45 32.54 100 71 Average 2 5710.00 95.63 ------ ------ 84.49 35.02 8.62 32.50 100 71 Average

Mode	34	
	Band Edge	
	U-NII-2C_5.47-5.85_802.11ax HE80_CH138_Full RU_5690MHz	
ANT	8+7	
Pol.	Horizontal	Fundamental
Peak	Blank	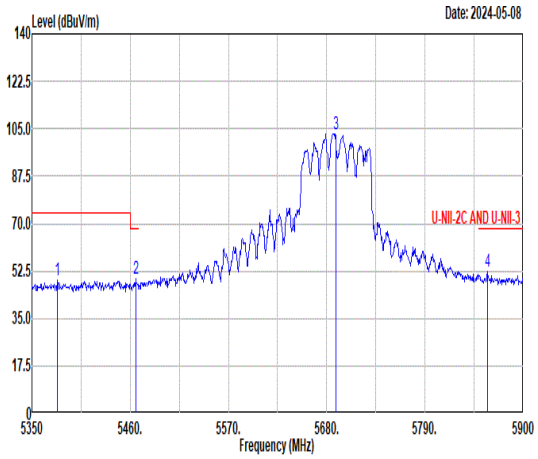 Freq Level Limit Line Margin Read Level Ant Factor Cable Loss Preamp Factor APos TPos Remark MHz dBuV/m dBuV/m dB dBuV dB/m dB dB cm deg 1 5378.60 49.04 74.00 -24.96 38.39 34.80 8.40 32.55 100 305 Peak 2 5466.05 49.40 68.30 -18.90 38.64 34.87 8.40 32.51 100 305 Peak 3 5690.00 103.14 ------ ------ 92.09 35.01 8.54 32.50 100 305 Peak 4 5859.85 52.22 68.30 -16.08 40.73 35.12 8.87 32.50 100 305 Peak
Avg	Blank	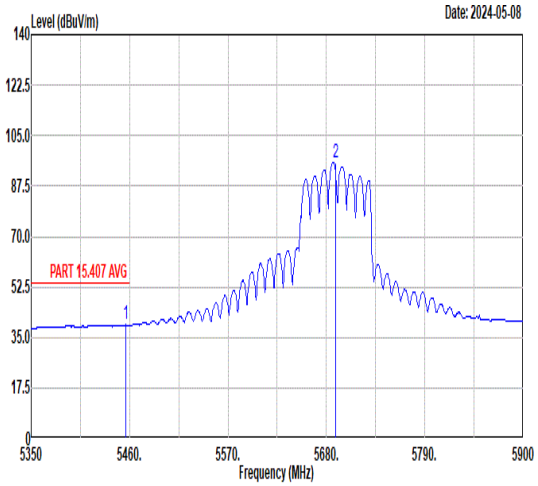 Freq Level Limit Line Margin Read Level Ant Factor Cable Loss Preamp Factor APos TPos Remark MHz dBuV/m dBuV/m dB dBuV dB/m dB dB cm deg 1 5455.60 39.36 54.00 -14.64 28.59 34.86 8.42 32.51 100 305 Average 2 5690.00 95.59 ------ ------ 84.54 35.01 8.54 32.50 100 305 Average

Mode	34	
	Band Edge	
	U-NII-2C_5.47-5.85_802.11ax HE80_CH138_Full RU_5690MHz	
ANT	8+7	
Pol.	Vertical	Fundamental
Peak	Blank	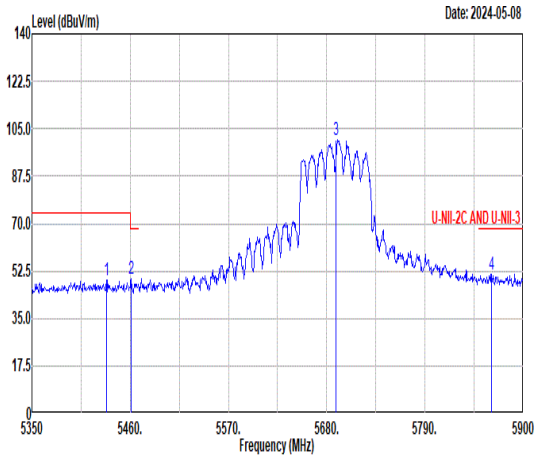 Freq Level Limit Line Margin Read Level Ant Factor Cable Loss Preamp Factor APos TPos Remark MHz dBuV/m dBuV/m dB dBuV dB/m dB dB cm deg 1 5433.60 49.31 74.00 -24.69 38.55 34.84 8.44 32.52 100 84 Peak 2 5461.10 49.51 68.30 -18.79 38.74 34.87 8.41 32.51 100 84 Peak 3 5690.00 100.75 ------ ------ 89.70 35.01 8.54 32.50 100 84 Peak 4 5864.80 51.35 68.30 -16.95 39.87 35.12 8.86 32.50 100 84 Peak
Avg	Blank	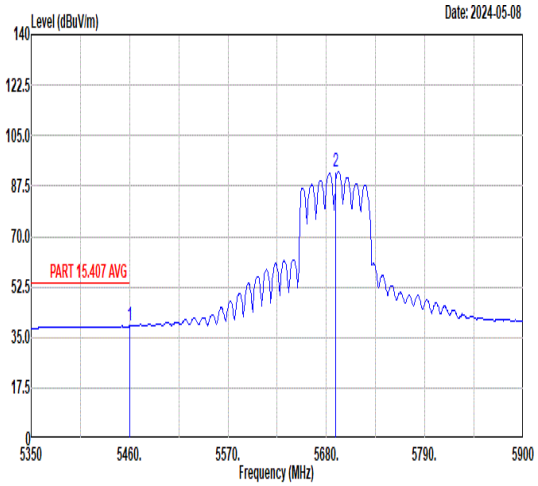 Freq Level Limit Line Margin Read Level Ant Factor Cable Loss Preamp Factor APos TPos Remark MHz dBuV/m dBuV/m dB dBuV dB/m dB dB cm deg 1 5460.00 38.86 54.00 -15.14 28.10 34.86 8.41 32.51 100 84 Average 2 5690.00 92.51 ------ ------ 81.46 35.01 8.54 32.50 100 84 Average

Mode	35	
	Band Edge	
	U-NII-1_5.15-5.25_802.11ax HE20_CH36_Partial RU26/0_5180MHz	
ANT	8+7	
Pol.	Horizontal	Fundamental
Peak	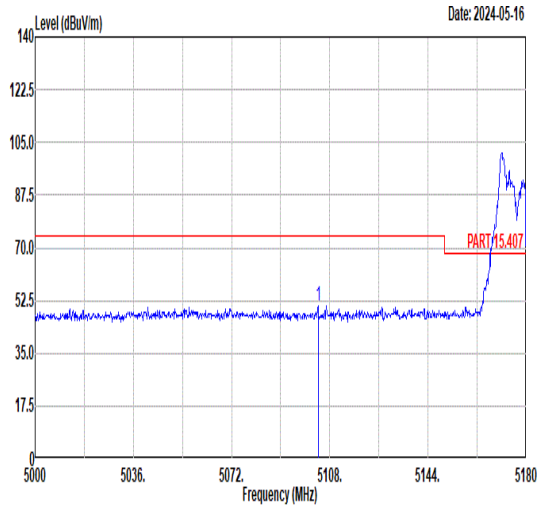 Freq Level Limit Line Margin Read Level Ant Factor Cable Loss Preamp Factor APos TPos Remark MHz dBuV/m dBuV/m dB dBuV dB/m dB dB cm deg 1 5103.68 50.91 74.00 -23.09 41.09 34.59 7.89 32.66 131 56 PEAK	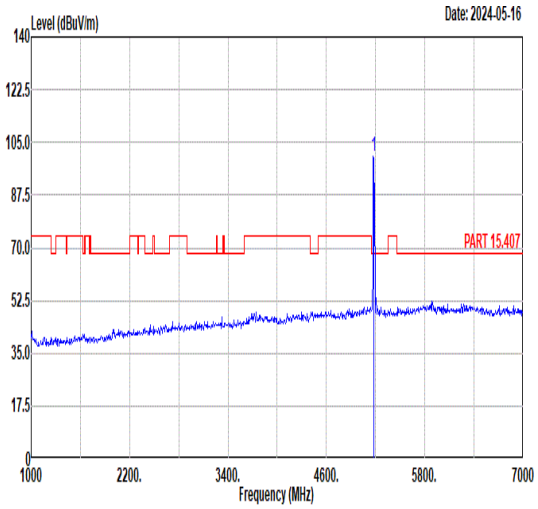 Freq Level Limit Line Margin Read Level Ant Factor Cable Loss Preamp Factor APos TPos Remark MHz dBuV/m dBuV/m dB dBuV dB/m dB dB cm deg 1 5180.00 100.45 ------ ------ 90.51 34.64 7.93 32.63 131 56 PEAK
Avg	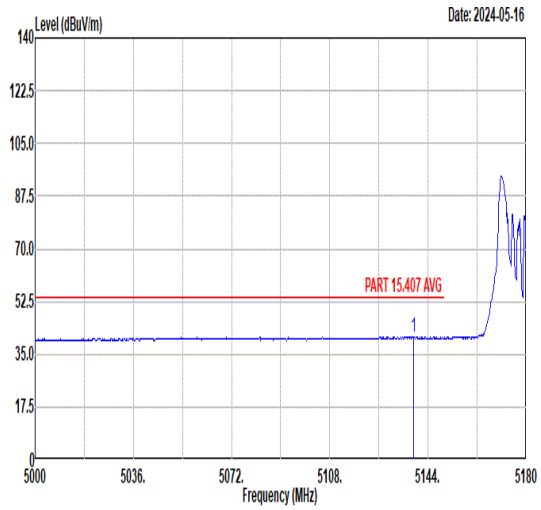 Freq Level Limit Line Margin Read Level Ant Factor Cable Loss Preamp Factor APos TPos Remark MHz dBuV/m dBuV/m dB dBuV dB/m dB dB cm deg 1 5138.78 40.73 54.00 -13.27 30.85 34.61 7.91 32.64 131 56 AVERAGE	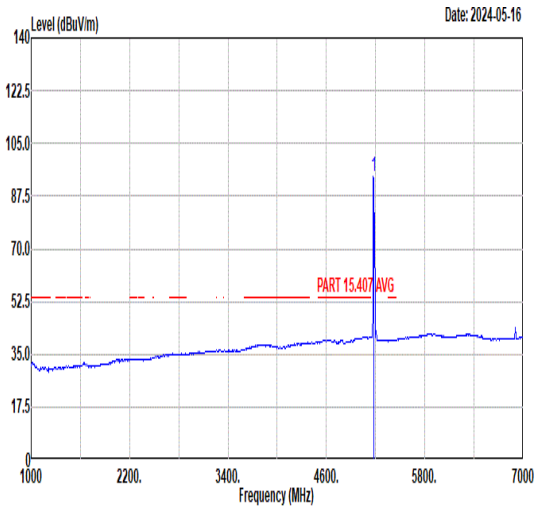 Freq Level Limit Line Margin Read Level Ant Factor Cable Loss Preamp Factor APos TPos Remark MHz dBuV/m dBuV/m dB dBuV dB/m dB dB cm deg 1 5180.00 93.84 ------ ------ 83.90 34.64 7.93 32.63 131 56 AVERAGE

Mode	35	
	Band Edge	
	U-NII-1_5.15-5.25_802.11ax HE20_CH36_Partial RU26/0_5180MHz	
ANT	8+7	
Pol.	Vertical	Fundamental
Peak	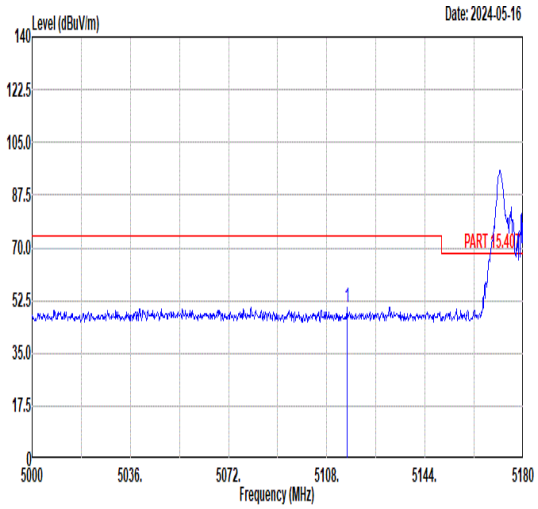 Freq Level Limit Line Margin Read Level Ant Factor Cable Loss Preamp Factor APos TPos Remark MHz dBuV/m dBuV/m dB dBuV dB/m dB dB cm deg 1 5115.56 50.15 74.00 -23.85 40.31 34.59 7.90 32.65 400 354 PEAK	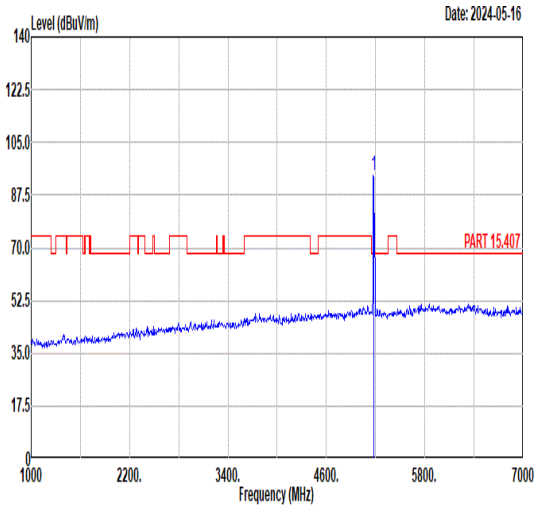 Freq Level Limit Line Margin Read Level Ant Factor Cable Loss Preamp Factor APos TPos Remark MHz dBuV/m dBuV/m dB dBuV dB/m dB dB cm deg 1 5180.00 93.86 ------ ------ 83.92 34.64 7.93 32.63 400 354 PEAK
Avg	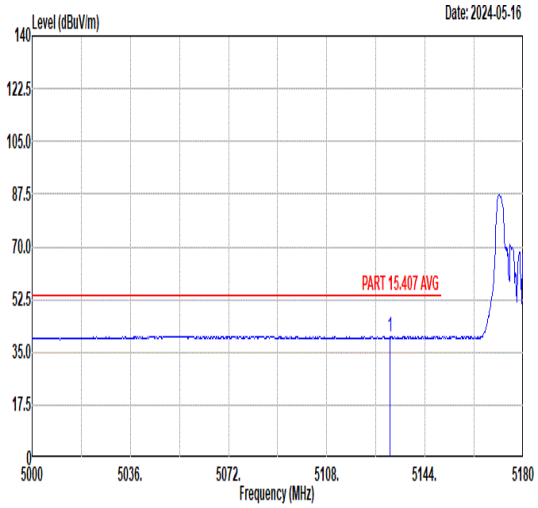 Freq Level Limit Line Margin Read Level Ant Factor Cable Loss Preamp Factor APos TPos Remark MHz dBuV/m dBuV/m dB dBuV dB/m dB dB cm deg 1 5131.04 40.34 54.00 -13.66 30.47 34.61 7.91 32.65 400 354 AVERAGE	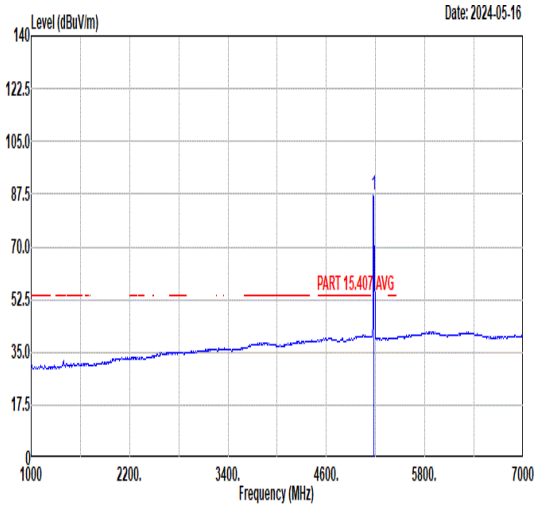 Freq Level Limit Line Margin Read Level Ant Factor Cable Loss Preamp Factor APos TPos Remark MHz dBuV/m dBuV/m dB dBuV dB/m dB dB cm deg 1 5180.00 87.08 ------ ------ 77.14 34.64 7.93 32.63 400 354 AVERAGE

Mode	36	
	Band Edge	
	U-NII-2A_5.25-5.35_802.11ax HE20_CH64_Partial RU 106/54_5320MHz	
ANT	8+7	
Pol.	Horizontal	Fundamental
Peak	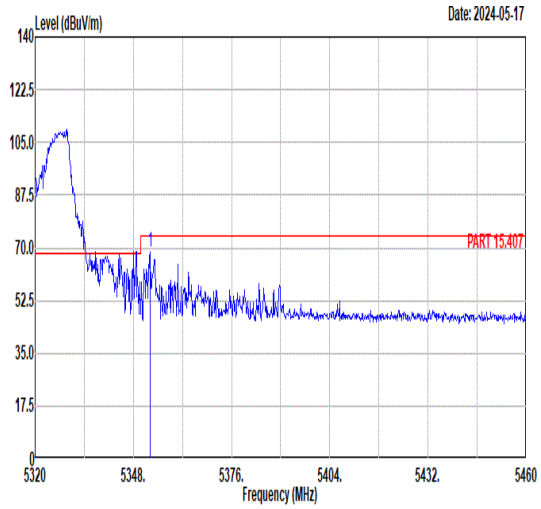 Freq Level Limit Line Margin Read Level Ant Factor Cable Loss Preamp Factor APos TPos Remark MHz dBuV/m dBuV/m dB dBuV dB/m dB dB cm deg 1 5352.76 68.60 74.00 -5.40 58.04 34.78 8.34 32.56 104 61 PEAK	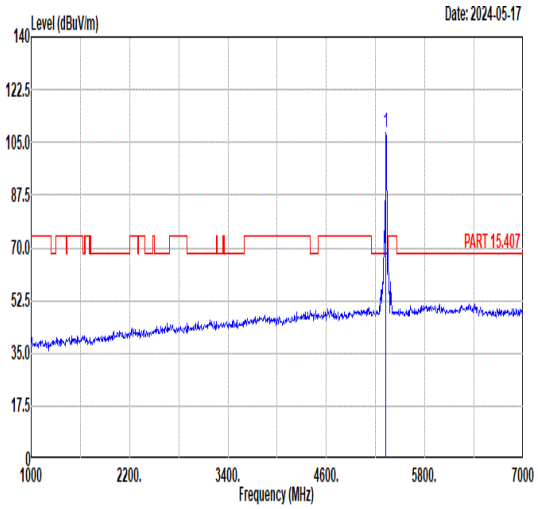 Freq Level Limit Line Margin Read Level Ant Factor Cable Loss Preamp Factor APos TPos Remark MHz dBuV/m dBuV/m dB dBuV dB/m dB dB cm deg 1 5320.00 108.28 ------ ------ 97.83 34.76 8.26 32.57 104 61 PEAK
Avg	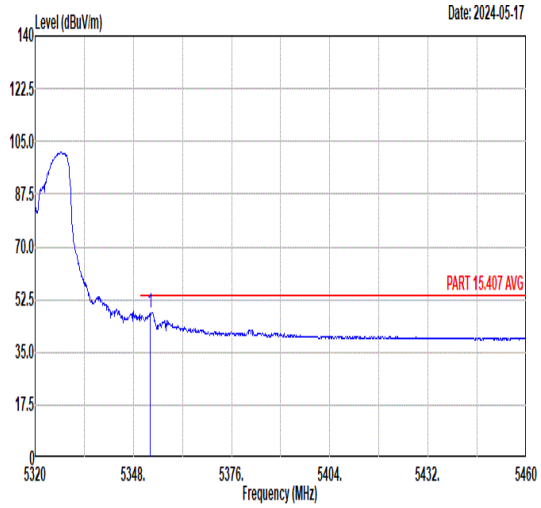 Freq Level Limit Line Margin Read Level Ant Factor Cable Loss Preamp Factor APos TPos Remark MHz dBuV/m dBuV/m dB dBuV dB/m dB dB cm deg 1 5352.90 48.15 54.00 -5.85 37.59 34.78 8.34 32.56 104 61 AVERAGE	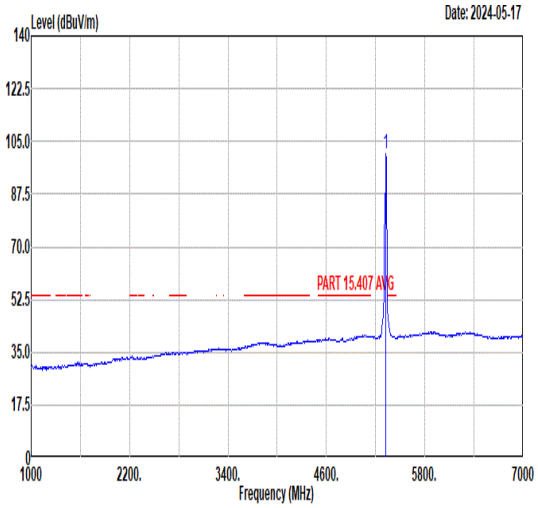 Freq Level Limit Line Margin Read Level Ant Factor Cable Loss Preamp Factor APos TPos Remark MHz dBuV/m dBuV/m dB dBuV dB/m dB dB cm deg 1 5320.00 101.09 ------ ------ 90.64 34.76 8.26 32.57 104 61 AVERAGE

Mode	36	
	Band Edge	
	U-NII-2A_5.25-5.35_802.11ax HE20_CH64_Partial RU 106/54_5320MHz	
ANT	8+7	
Pol.	Vertical	Fundamental
Peak	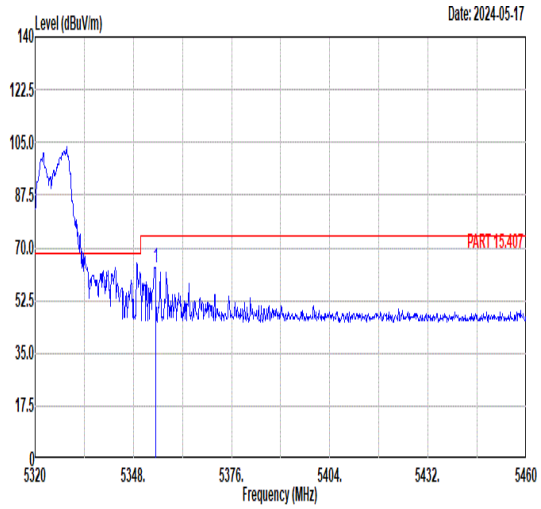 Freq Level Limit Line Margin Read Level Ant Factor Cable Loss Preamp Factor APos TPos Remark MHz dBuV/m dBuV/m dB dBuV dB/m dB dB cm deg 1 5354.30 63.57 74.00 -10.43 53.01 34.78 8.34 32.56 100 244 PEAK	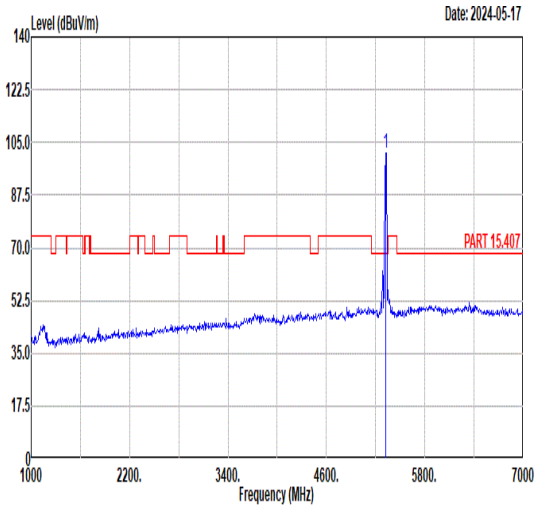 Freq Level Limit Line Margin Read Level Ant Factor Cable Loss Preamp Factor APos TPos Remark MHz dBuV/m dBuV/m dB dBuV dB/m dB dB cm deg 1 5320.00 101.46 ------ ------ 90.98 34.76 8.28 32.56 100 244 PEAK
Avg	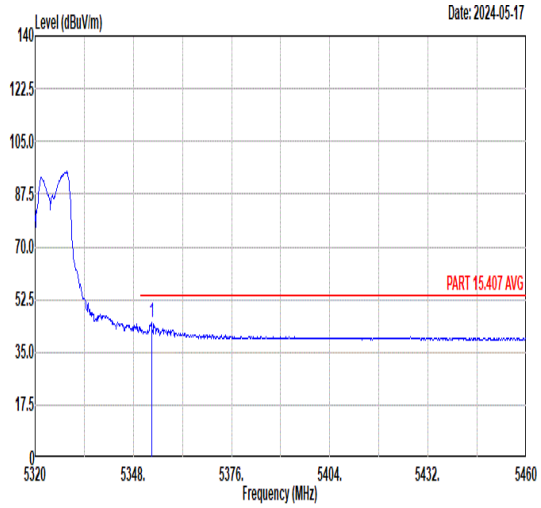 Freq Level Limit Line Margin Read Level Ant Factor Cable Loss Preamp Factor APos TPos Remark MHz dBuV/m dBuV/m dB dBuV dB/m dB dB cm deg 1 5353.18 44.78 54.00 -9.22 34.22 34.78 8.34 32.56 100 244 AVERAGE	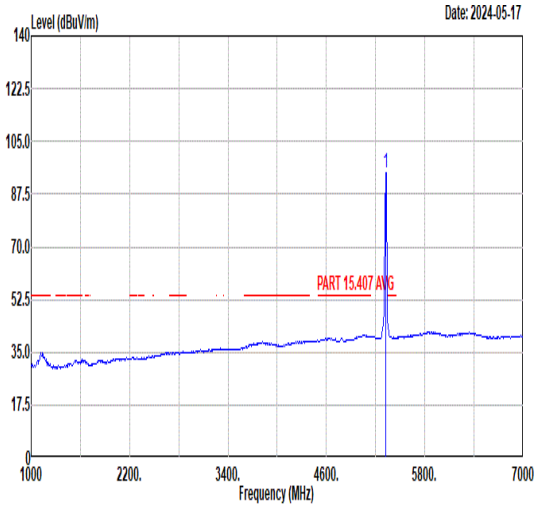 Freq Level Limit Line Margin Read Level Ant Factor Cable Loss Preamp Factor APos TPos Remark MHz dBuV/m dBuV/m dB dBuV dB/m dB dB cm deg 1 5320.00 94.77 ------ ------ 84.32 34.76 8.26 32.57 100 244 AVERAGE

Mode	37	
	Band Edge	
	U-NII-2C_5.47-5.725_802.11ax HE20_CH100_Partial RU 106/53_5500MHz	
ANT	8+7	
Pol.	Horizontal	Fundamental
Peak	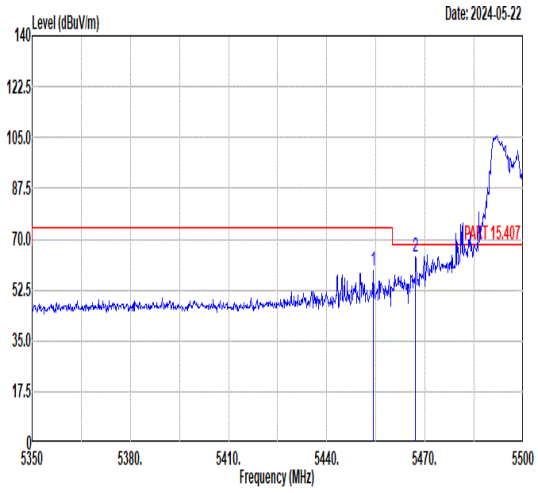 Freq Level Limit Line Margin Read Level Ant Factor Cable Loss Preamp Factor APos TPos Remark MHz dBuV/m dBuV/m dB dBuV dB/m dB dB cm deg 1 5454.10 59.26 74.00 -14.74 48.49 34.86 8.42 32.51 100 26 PEAK 2 5467.15 63.88 68.30 -4.42 53.12 34.87 8.40 32.51 100 26 PEAK	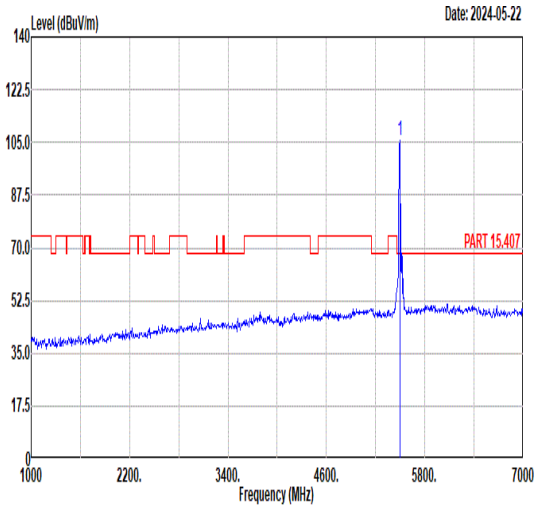 Freq Level Limit Line Margin Read Level Ant Factor Cable Loss Preamp Factor APos TPos Remark MHz dBuV/m dBuV/m dB dBuV dB/m dB dB cm deg 1 5500.00 105.47 ------ ------ 94.72 34.89 8.36 32.50 100 26 PEAK
Avg	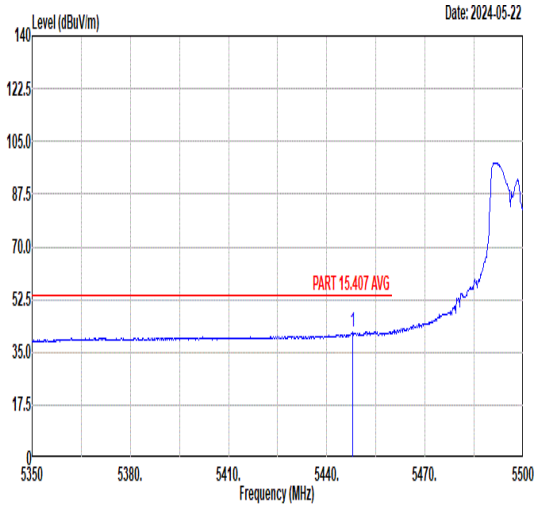 Freq Level Limit Line Margin Read Level Ant Factor Cable Loss Preamp Factor APos TPos Remark MHz dBuV/m dBuV/m dB dBuV dB/m dB dB cm deg 1 5447.80 41.86 54.00 -12.14 31.09 34.86 8.43 32.52 100 26 AVERAGE	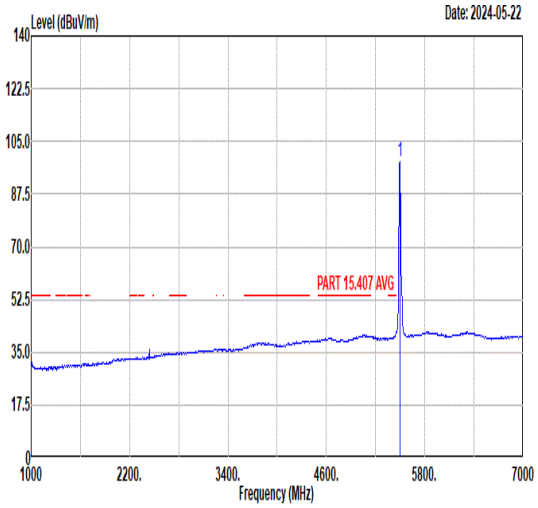 Freq Level Limit Line Margin Read Level Ant Factor Cable Loss Preamp Factor APos TPos Remark MHz dBuV/m dBuV/m dB dBuV dB/m dB dB cm deg 1 5500.00 98.00 ------ ------ 87.25 34.89 8.36 32.50 100 26 AVERAGE

Mode	37	
	Band Edge	
	U-NII-2C_5.47-5.725_802.11ax HE20_CH100_Partial RU 106/53_5500MHz	
ANT	8+7	
Pol.	Vertical	Fundamental
Peak	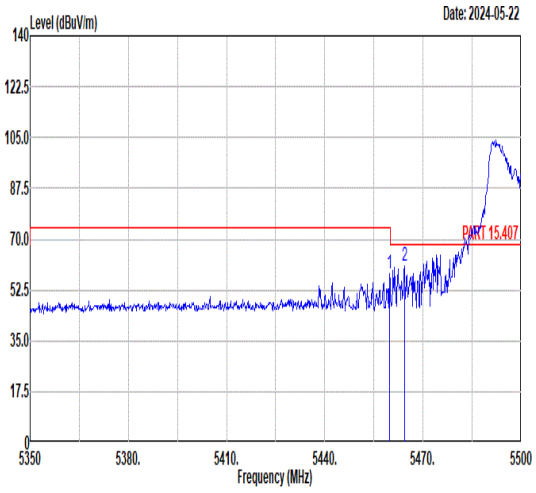 Freq Level Limit Line Margin Read Level Ant Factor Cable Loss Preamp Factor APos TPos Remark MHz dBuV/m dBuV/m dB dBuV dB/m dB dB cm deg 1 5459.80 57.88 74.00 -16.12 47.12 34.86 8.41 32.51 100 77 PEAK 2 5464.30 60.73 68.30 -7.57 49.97 34.87 8.40 32.51 100 77 PEAK	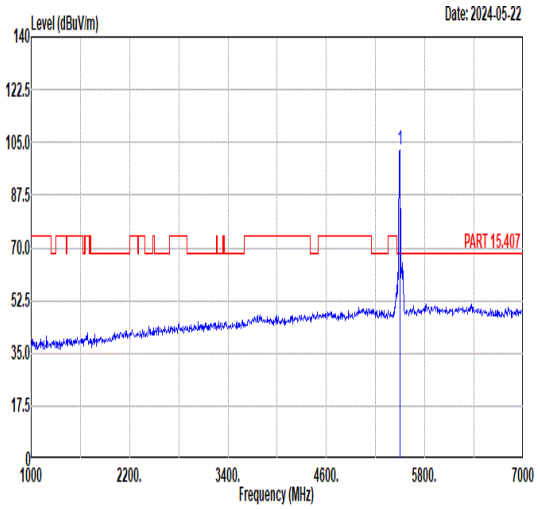 Freq Level Limit Line Margin Read Level Ant Factor Cable Loss Preamp Factor APos TPos Remark MHz dBuV/m dBuV/m dB dBuV dB/m dB dB cm deg 1 5500.00 102.31 ------ ------ 91.56 34.89 8.36 32.50 100 77 PEAK
Avg	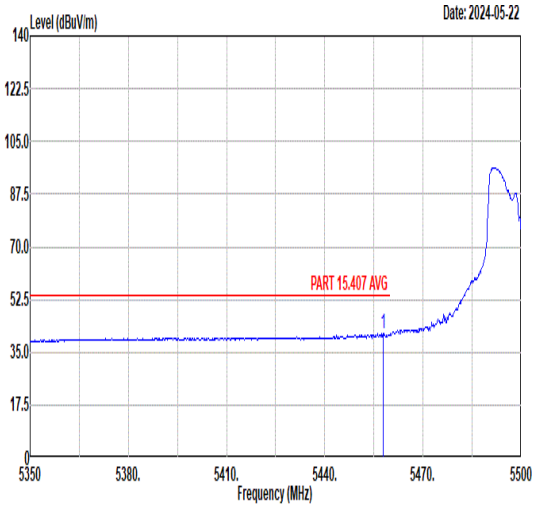 Freq Level Limit Line Margin Read Level Ant Factor Cable Loss Preamp Factor APos TPos Remark MHz dBuV/m dBuV/m dB dBuV dB/m dB dB cm deg 1 5457.85 41.30 54.00 -12.70 30.54 34.86 8.41 32.51 100 77 AVERAGE	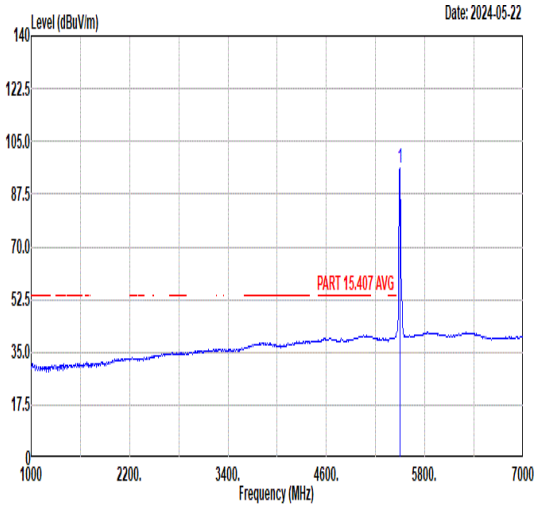 Freq Level Limit Line Margin Read Level Ant Factor Cable Loss Preamp Factor APos TPos Remark MHz dBuV/m dBuV/m dB dBuV dB/m dB dB cm deg 1 5500.00 96.17 ------ ------ 85.42 34.89 8.36 32.50 100 77 AVERAGE

Mode	38	
	Band Edge	
	U-NII-2C_5.47-5.725_802.11ax HE20_CH140_Partial RU 106/54_5700MHz	
ANT	8+7	
Pol.	Horizontal	Fundamental
Peak	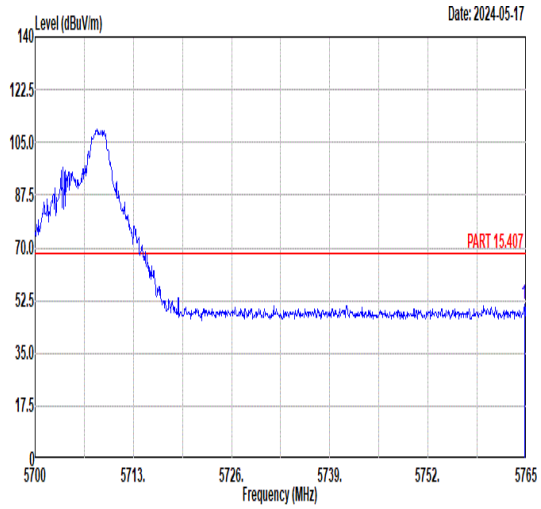 Freq Level Limit Line Margin Read Level Ant Factor Cable Loss Preamp Factor APos TPos Remark MHz dBuV/m dBuV/m dB dBuV dB/m dB dB cm deg 1 5764.74 51.11 68.30 -17.19 39.73 35.06 8.82 32.50 100 63 PEAK	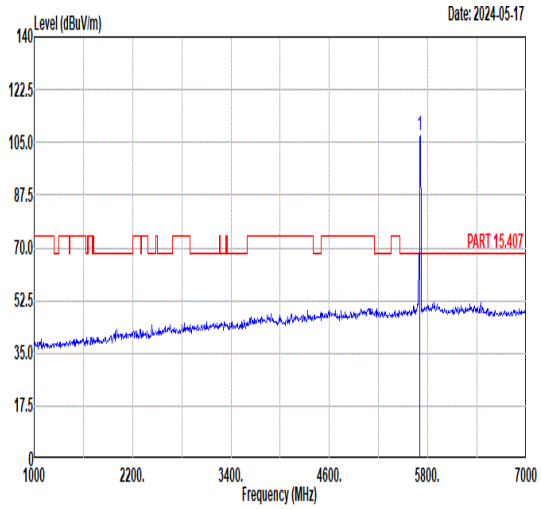 Freq Level Limit Line Margin Read Level Ant Factor Cable Loss Preamp Factor APos TPos Remark MHz dBuV/m dBuV/m dB dBuV dB/m dB dB cm deg 1 5700.00 107.47 ------ ------ 96.33 35.02 8.62 32.50 100 63 PEAK
Avg	Blank	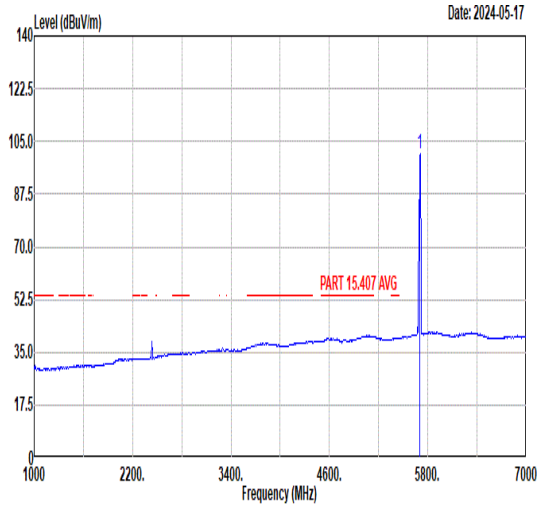 Freq Level Limit Line Margin Read Level Ant Factor Cable Loss Preamp Factor APos TPos Remark MHz dBuV/m dBuV/m dB dBuV dB/m dB dB cm deg 1 5700.00 101.12 ------ ------ 89.98 35.02 8.62 32.50 100 63 AVERAGE

Mode	38	
	Band Edge	
	U-NII-2C_5.47-5.725_802.11ax HE20_CH140_Partial RU 106/54_5700MHz	
ANT	8+7	
Pol.	Vertical	Fundamental
Peak	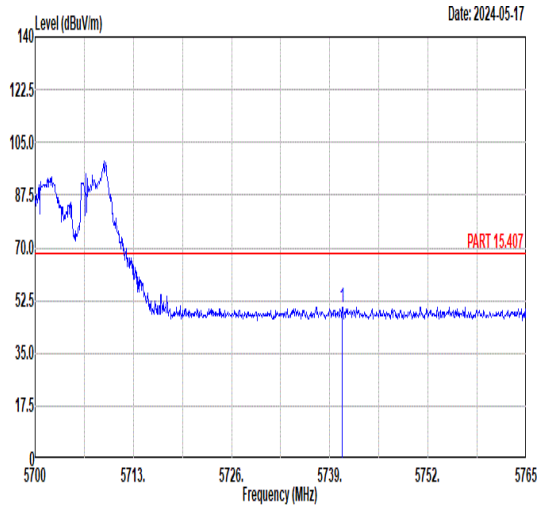 Freq Level Limit Line Margin Read Level Ant Factor Cable Loss Preamp Factor APos TPos Remark MHz dBuV/m dBuV/m dB dBuV dB/m dB dB cm deg 1 5740.69 50.44 68.30 -17.86 39.17 35.04 8.73 32.50 100 69 PEAK	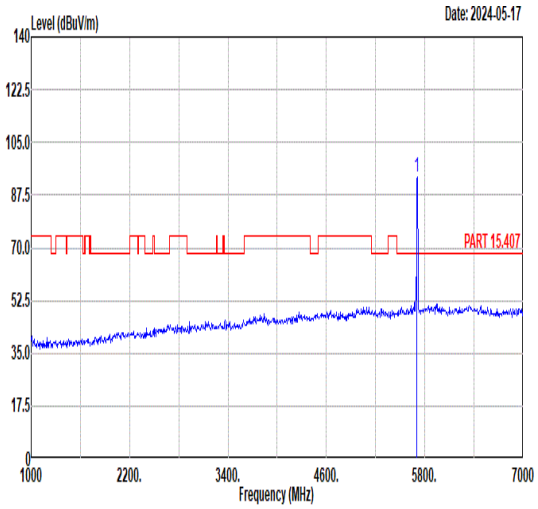 Freq Level Limit Line Margin Read Level Ant Factor Cable Loss Preamp Factor APos TPos Remark MHz dBuV/m dBuV/m dB dBuV dB/m dB dB cm deg 1 5700.00 93.61 ------ ------ 82.47 35.02 8.62 32.50 100 69 PEAK
Avg	Blank	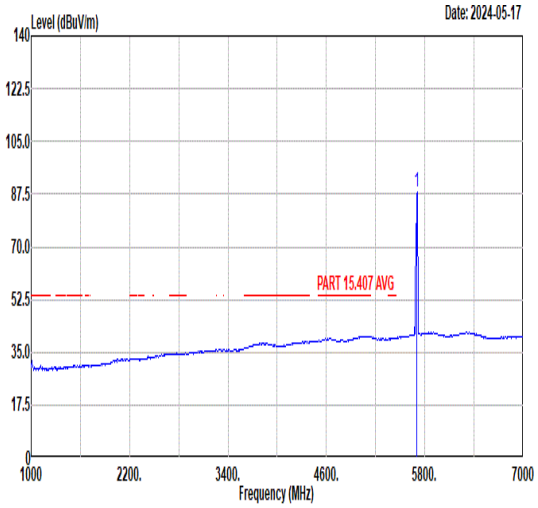 Freq Level Limit Line Margin Read Level Ant Factor Cable Loss Preamp Factor APos TPos Remark MHz dBuV/m dBuV/m dB dBuV dB/m dB dB cm deg 1 5700.00 88.17 ------ ------ 77.03 35.02 8.62 32.50 100 69 AVERAGE

Mode	39	
	Harmonic	
	U-NII-3_5.725-5.85_802.11a_CH149_5745MHz	
ANT	8+7	
Pol.	Horizontal	Vertical
Peak Avg	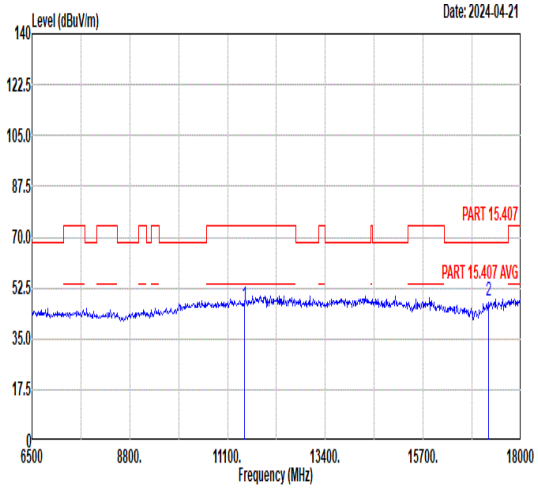 Freq Level Limit Line Margin Read Level Ant Factor Cable Loss Preamp Factor APos TPos Remark MHz dBuV/m dBuV/m dB dBuV dB/m dB dB cm deg 1 11490.00 46.56 74.00 -27.44 55.08 37.79 11.45 57.76 -- -- Peak 2 17235.00 47.81 68.30 -20.49 52.34 40.27 13.17 57.97 -- -- Peak	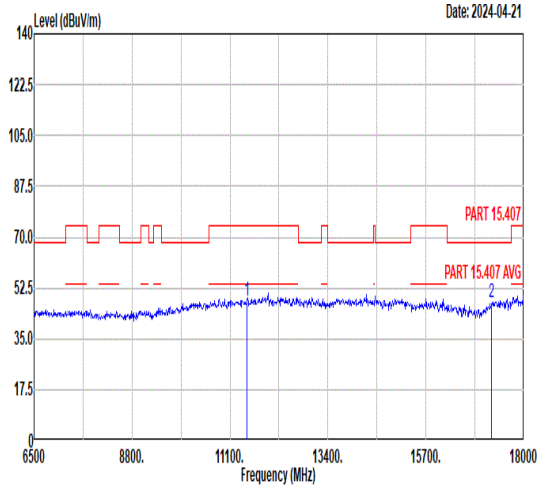 Freq Level Limit Line Margin Read Level Ant Factor Cable Loss Preamp Factor APos TPos Remark MHz dBuV/m dBuV/m dB dBuV dB/m dB dB cm deg 1 11490.00 48.32 74.00 -25.68 56.84 37.79 11.45 57.76 -- -- Peak 2 17235.00 47.43 68.30 -20.87 51.96 40.27 13.17 57.97 -- -- Peak

Mode	40	
	Harmonic	
	U-NII-3_5.725-5.85_802.11a_CH157_5785MHz	
ANT	8+7	
Pol.	Horizontal	Vertical
Peak Avg	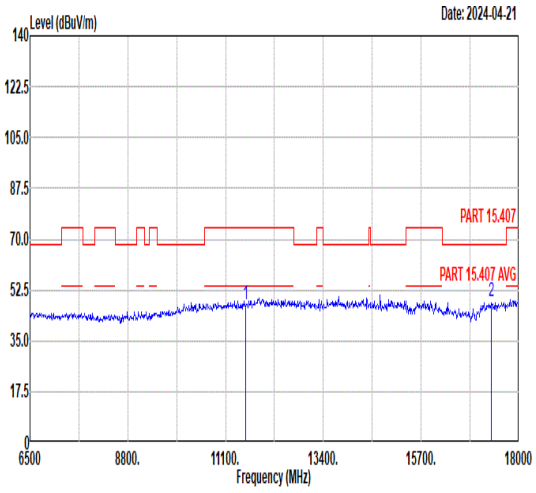 Freq Level Limit Line Margin Read Level Ant Factor Cable Loss Preamp Factor APos TPos Remark MHz dBuV/m dBuV/m dB dBuV dB/m dB dB cm deg 1 11570.00 47.40 74.00 -26.60 55.73 37.85 11.49 57.67 -- -- Peak 2 17355.00 48.43 68.30 -19.87 52.57 40.46 13.20 57.80 -- -- Peak	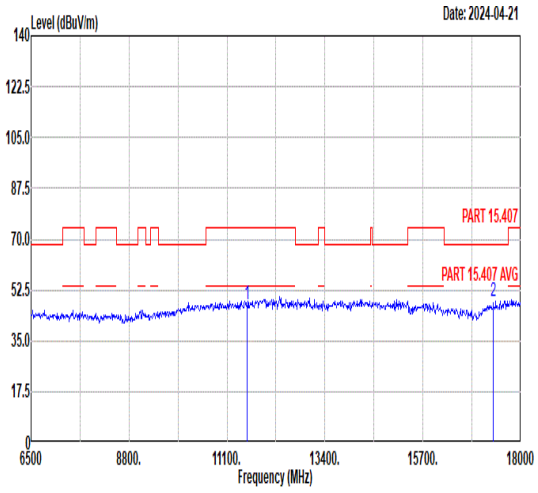 Freq Level Limit Line Margin Read Level Ant Factor Cable Loss Preamp Factor APos TPos Remark MHz dBuV/m dBuV/m dB dBuV dB/m dB dB cm deg 1 11570.00 47.57 74.00 -26.43 55.90 37.85 11.49 57.67 -- -- Peak 2 17355.00 48.69 68.30 -19.61 52.83 40.46 13.20 57.80 -- -- Peak

Mode	41	
	Harmonic	
	U-NII-3_5.725-5.85_802.11a_CH165_5825MHz	
ANT	8+7	
Pol.	Horizontal	Vertical
Peak Avg	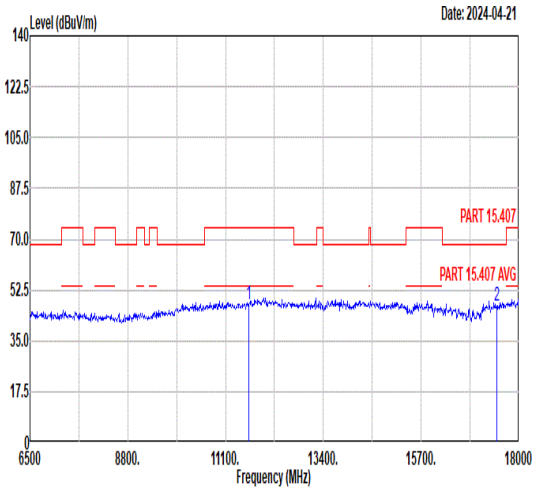 Freq Level Limit Line Margin Read Level Ant Factor Cable Loss Preamp Factor APos TPos Remark MHz dBuV/m dBuV/m dB dBuV dB/m dB dB cm deg 1 11650.00 47.40 74.00 -26.60 55.53 37.92 11.53 57.58 -- -- Peak 2 17475.00 46.83 68.30 -21.47 50.58 40.65 13.23 57.63 -- -- Peak	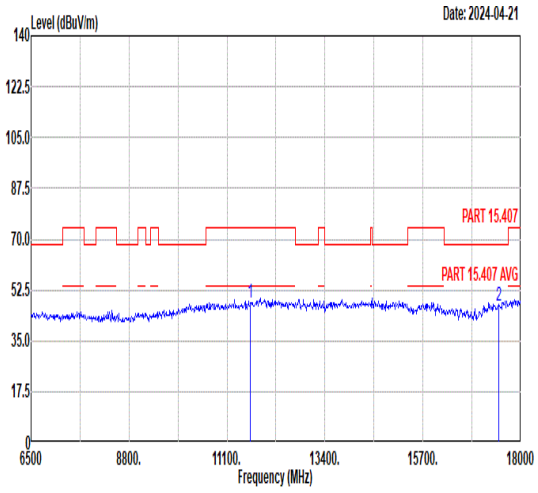 Freq Level Limit Line Margin Read Level Ant Factor Cable Loss Preamp Factor APos TPos Remark MHz dBuV/m dBuV/m dB dBuV dB/m dB dB cm deg 1 11650.00 47.93 74.00 -26.07 56.06 37.92 11.53 57.58 -- -- Peak 2 17475.00 47.27 68.30 -21.03 51.02 40.65 13.23 57.63 -- -- Peak

Mode	42	
	Band Edge	
	U-NII-3_5.725-5.85_802.11ax HE20_CH149_Full RU_5745MHz	
ANT	8+7	
Pol.	Horizontal	Fundamental
Peak	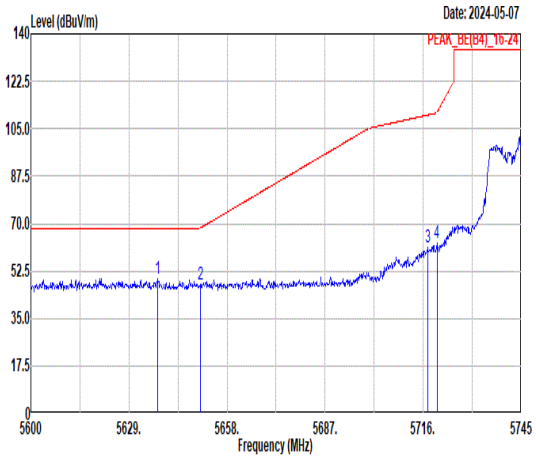 Freq Level Limit Line Margin Read Level Ant Factor Cable Loss Preamp Factor APos TPos Remark MHz dBuV/m dBuV/m dB dBuV dB/m dB dB cm deg 1 5637.56 49.71 68.30 -18.59 38.88 34.98 8.35 32.50 300 359 PEAK 2 5650.03 47.45 68.32 -20.87 36.56 34.99 8.40 32.50 300 359 PEAK 3 5717.31 61.20 110.05 -48.85 50.02 35.03 8.65 32.50 300 359 PEAK 4 5720.06 62.89 110.94 -48.05 51.70 35.03 8.66 32.50 300 359 PEAK	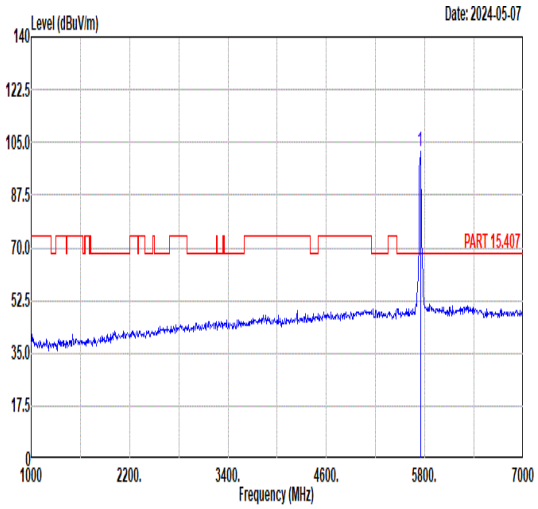 Freq Level Limit Line Margin Read Level Ant Factor Cable Loss Preamp Factor APos TPos Remark MHz dBuV/m dBuV/m dB dBuV dB/m dB dB cm deg 1 5745.00 102.00 68.30 33.70 90.70 35.05 8.75 32.50 300 359 PEAK
Avg	Blank	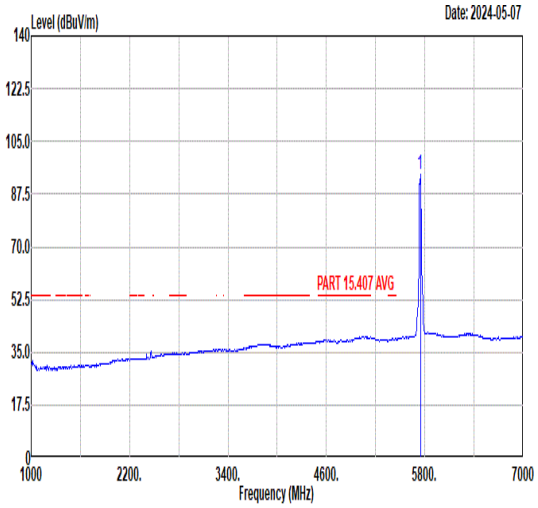 Freq Level Limit Line Margin Read Level Ant Factor Cable Loss Preamp Factor APos TPos Remark MHz dBuV/m dBuV/m dB dBuV dB/m dB dB cm deg 1 5745.00 94.09 74.00 20.09 82.79 35.05 8.75 32.50 300 359 AVERAGE

Mode	42	
	Band Edge	
	U-NII-3_5.725-5.85_802.11ax HE20_CH149_Full RU_5745MHz	
ANT	8+7	
Pol.	Vertical	Fundamental
Peak	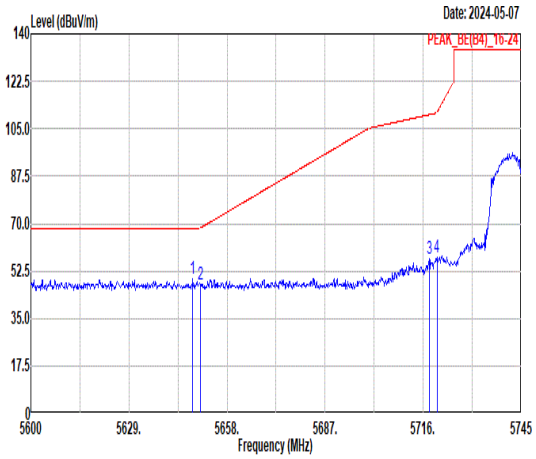 Freq Level Limit Line Margin Read Level Ant Factor Cable Loss Preamp Factor APos TPos Remark MHz dBuV/m dBuV/m dB dBuV dB/m dB dB cm deg 1 5647.85 49.74 68.30 -18.56 38.86 34.99 8.39 32.50 333 0 PEAK 2 5650.03 47.32 68.32 -21.00 36.43 34.99 8.40 32.50 333 0 PEAK 3 5717.74 56.81 110.17 -53.36 45.63 35.03 8.65 32.50 333 0 PEAK 4 5720.06 57.45 110.94 -53.49 46.26 35.03 8.66 32.50 333 0 PEAK	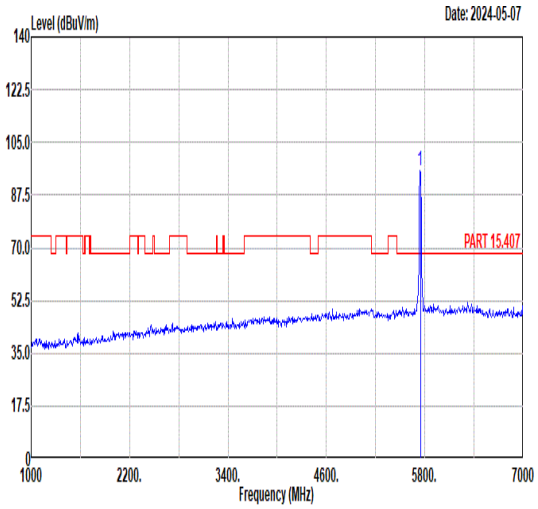 Freq Level Limit Line Margin Read Level Ant Factor Cable Loss Preamp Factor APos TPos Remark MHz dBuV/m dBuV/m dB dBuV dB/m dB dB cm deg 1 5745.00 95.50 ------ ------ 84.23 35.04 8.73 32.50 333 0 PEAK
Avg	Blank	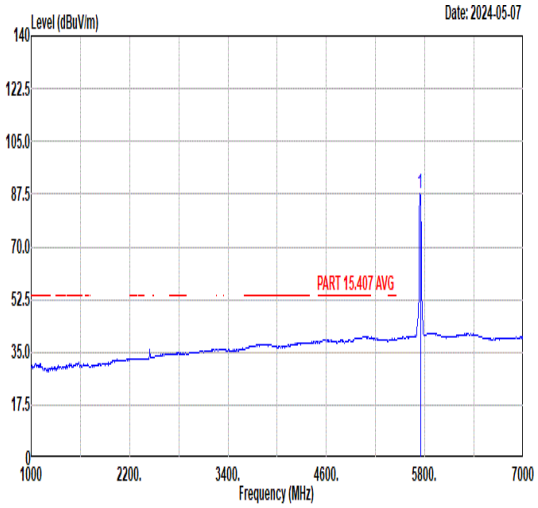 Freq Level Limit Line Margin Read Level Ant Factor Cable Loss Preamp Factor APos TPos Remark MHz dBuV/m dBuV/m dB dBuV dB/m dB dB cm deg 1 5745.00 87.47 ------ ------ 76.20 35.04 8.73 32.50 333 0 AVERAGE

Mode	42	
	Harmonic	
	U-NII-3_5.725-5.85_802.11ax HE20_CH149_Full RU_5745MHz	
ANT	8+7	
Pol.	Horizontal	Vertical
Peak Avg	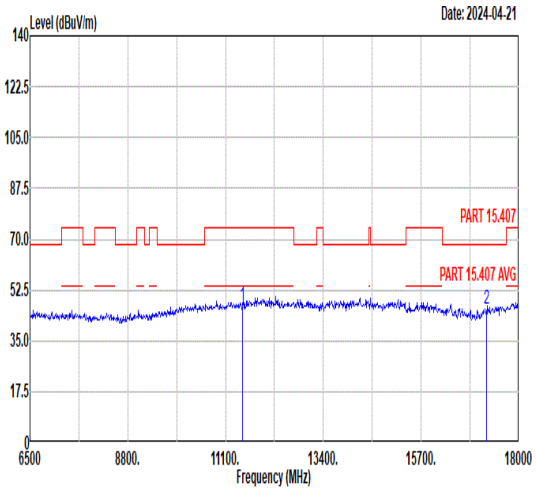 Freq Level Limit Line Margin Read Level Ant Factor Cable Loss Preamp Factor APos TPos Remark MHz dBuV/m dBuV/m dB dBuV dB/m dB dB cm deg 1 11490.00 47.18 74.00 -26.82 55.70 37.79 11.45 57.76 -- -- Peak 2 17235.00 45.94 68.30 -22.36 50.47 40.27 13.17 57.97 -- -- Peak	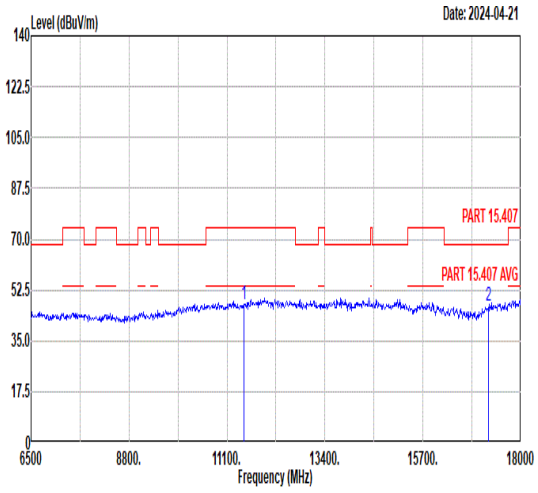 Freq Level Limit Line Margin Read Level Ant Factor Cable Loss Preamp Factor APos TPos Remark MHz dBuV/m dBuV/m dB dBuV dB/m dB dB cm deg 1 11490.00 47.31 74.00 -26.69 55.83 37.79 11.45 57.76 -- -- Peak 2 17235.00 47.25 68.30 -21.05 51.78 40.27 13.17 57.97 -- -- Peak

Mode	43	
	Harmonic	
	U-NII-3_5.725-5.85_802.11ax HE20_CH157_Full RU_5785MHz	
ANT	8+7	
Pol.	Horizontal	Vertical
Peak Avg	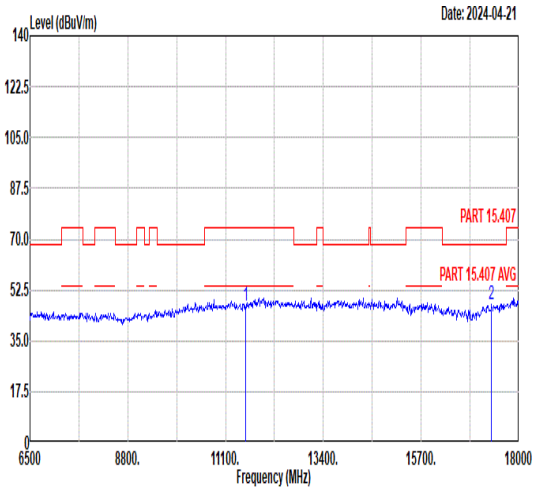 Freq Level Limit Line Margin Read Level Ant Factor Cable Loss Preamp Factor APos TPos Remark MHz dBuV/m dBuV/m dB dBuV dB/m dB dB cm deg 1 11570.00 47.10 74.00 -26.90 55.43 37.85 11.49 57.67 -- -- Peak 2 17355.00 47.52 68.30 -20.78 51.66 40.46 13.20 57.80 -- -- Peak	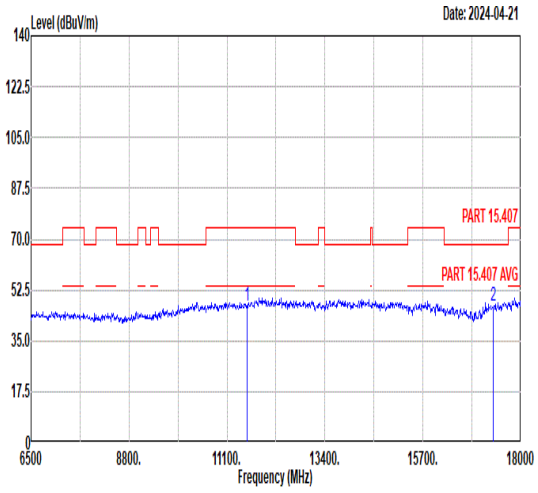 Freq Level Limit Line Margin Read Level Ant Factor Cable Loss Preamp Factor APos TPos Remark MHz dBuV/m dBuV/m dB dBuV dB/m dB dB cm deg 1 11570.00 46.94 74.00 -27.06 55.27 37.85 11.49 57.67 -- -- Peak 2 17355.00 47.09 68.30 -21.21 51.23 40.46 13.20 57.80 -- -- Peak

Mode	44	
	Band Edge	
	U-NII-3_5.725-5.85_802.11ax HE20_CH165_Full RU_5825MHz	
ANT	8+7	
Pol.	Horizontal	Fundamental
Peak	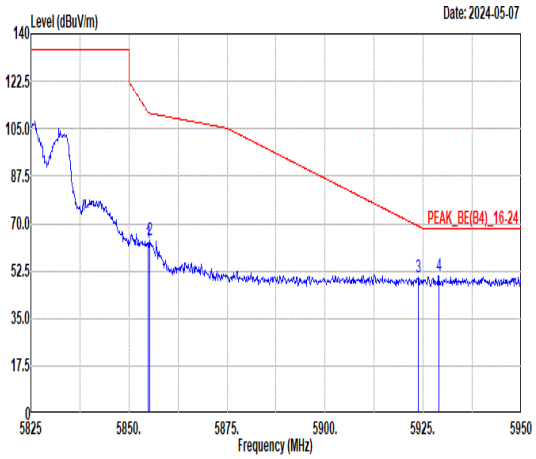 Freq Level Limit Line Margin Read Level Ant Factor Cable Loss Preamp Factor APos TPos Remark MHz dBuV/m dBuV/m dB dBuV dB/m dB dB cm deg 1 5854.88 62.64 111.08 -48.44 51.16 35.11 8.87 32.50 300 45 PEAK 2 5855.38 64.16 110.69 -46.53 52.68 35.11 8.87 32.50 300 45 PEAK 3 5923.75 50.19 69.12 -18.93 38.75 35.15 8.79 32.50 300 45 PEAK 4 5929.00 50.58 68.30 -17.72 39.14 35.16 8.78 32.50 300 45 PEAK	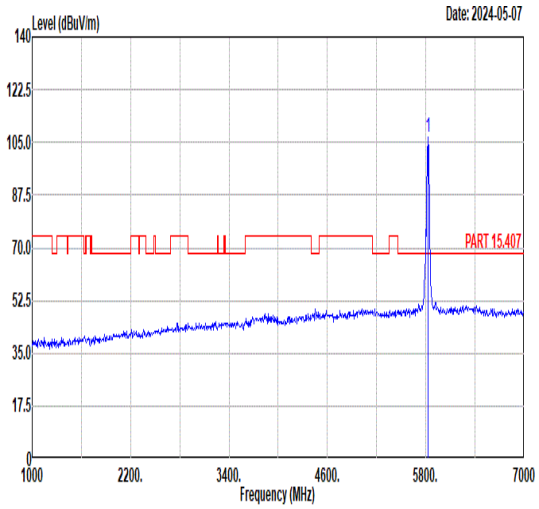 Freq Level Limit Line Margin Read Level Ant Factor Cable Loss Preamp Factor APos TPos Remark MHz dBuV/m dBuV/m dB dBuV dB/m dB dB cm deg 1 5825.00 106.79 ------ ------ 95.29 35.09 8.91 32.50 300 45 PEAK
Avg	Blank	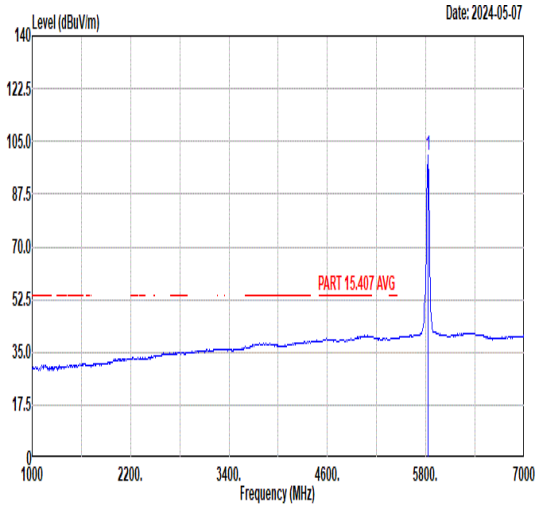 Freq Level Limit Line Margin Read Level Ant Factor Cable Loss Preamp Factor APos TPos Remark MHz dBuV/m dBuV/m dB dBuV dB/m dB dB cm deg 1 5825.00 100.32 ------ ------ 88.82 35.09 8.91 32.50 300 45 AVERAGE

Mode	44	
	Band Edge	
	U-NII-3_5.725-5.85_802.11ax HE20_CH165_Full RU_5825MHz	
ANT	8+7	
Pol.	Vertical	Fundamental
Peak	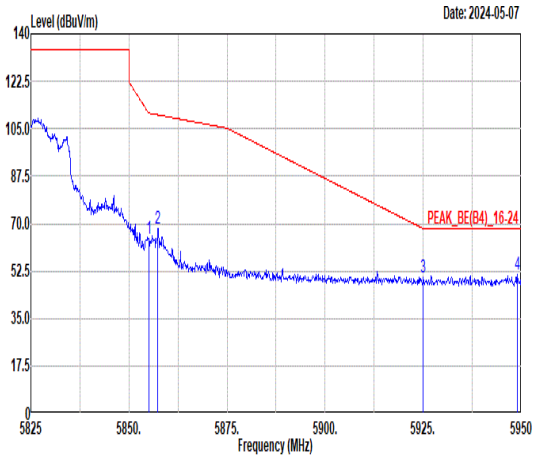 Freq Level Limit Line Margin Read Level Ant Factor Cable Loss Preamp Factor APos TPos Remark MHz dBuV/m dBuV/m dB dBuV dB/m dB dB cm deg 1 5855.00 64.64 110.80 -46.16 53.16 35.11 8.87 32.50 100 82 PEAK 2 5857.38 68.04 110.13 -42.09 56.56 35.11 8.87 32.50 100 82 PEAK 3 5925.00 50.38 68.20 -17.82 38.93 35.16 8.79 32.50 100 82 PEAK 4 5949.00 51.03 68.30 -17.27 39.60 35.17 8.76 32.50 100 82 PEAK	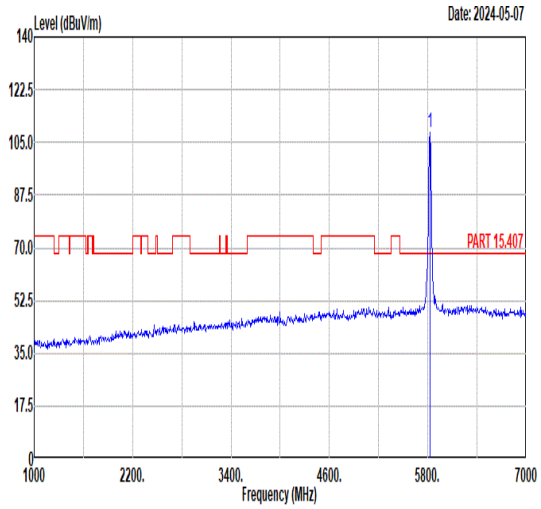 Freq Level Limit Line Margin Read Level Ant Factor Cable Loss Preamp Factor APos TPos Remark MHz dBuV/m dBuV/m dB dBuV dB/m dB dB cm deg 1 5825.00 108.32 ------ ------ 96.82 35.10 8.90 32.50 100 82 PEAK
Avg	Blank	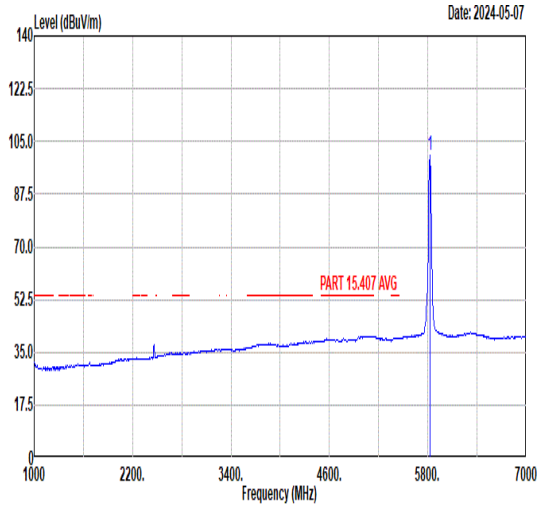 Freq Level Limit Line Margin Read Level Ant Factor Cable Loss Preamp Factor APos TPos Remark MHz dBuV/m dBuV/m dB dBuV dB/m dB dB cm deg 1 5825.00 100.50 ------ ------ 89.00 35.09 8.91 32.50 100 82 AVERAGE

Mode	44	
	Harmonic	
	U-NII-3_5.725-5.85_802.11ax HE20_CH165_Full RU_5825MHz	
ANT	8+7	
Pol.	Horizontal	Vertical
Peak Avg	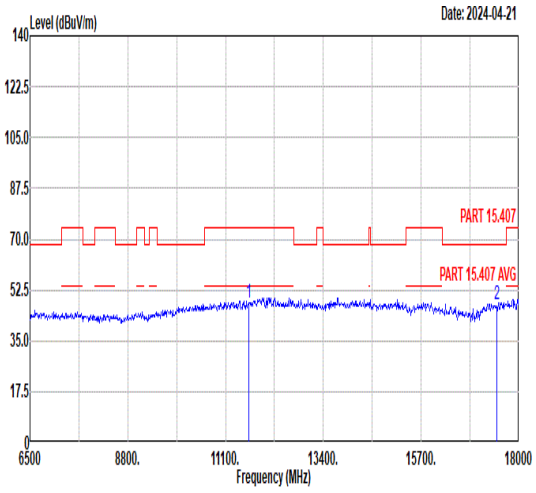 Freq Level Limit Line Margin Read Level Ant Factor Cable Loss Preamp Factor APos TPos Remark MHz dBuV/m dBuV/m dB dBuV dB/m dB dB cm deg 1 11650.00 48.16 74.00 -25.84 56.29 37.92 11.53 57.58 -- -- Peak 2 17475.00 47.40 68.30 -20.90 51.15 40.65 13.23 57.63 -- -- Peak	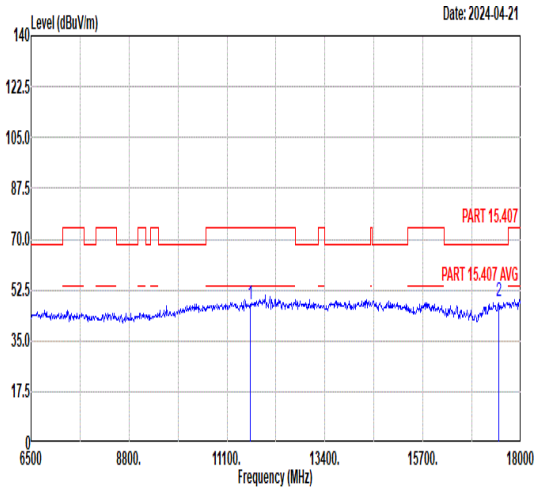 Freq Level Limit Line Margin Read Level Ant Factor Cable Loss Preamp Factor APos TPos Remark MHz dBuV/m dBuV/m dB dBuV dB/m dB dB cm deg 1 11650.00 47.54 74.00 -26.46 55.67 37.92 11.53 57.58 -- -- Peak 2 17475.00 48.64 68.30 -19.66 52.39 40.65 13.23 57.63 -- -- Peak

Mode	45	
	Band Edge - L	
	U-NII-3_5.725-5.85_802.11ax HE40_CH151_Full RU_5755MHz	
ANT	8+7	
Pol.	Horizontal	Fundamental
Peak	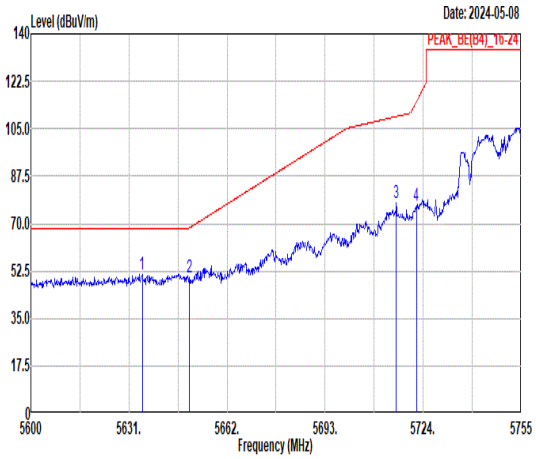 Freq Level Limit Line Margin Read Level Ant Factor Cable Loss Preamp Factor APos TPos Remark MHz dBuV/m dBuV/m dB dBuV dB/m dB dB cm deg 1 5635.19 51.16 68.30 -17.14 40.34 34.98 8.34 32.50 112 49 PEAK 2 5650.07 50.18 68.35 -18.17 39.29 34.99 8.40 32.50 112 49 PEAK 3 5715.48 77.46 109.53 -32.07 66.29 35.03 8.64 32.50 112 49 PEAK 4 5721.83 76.63 114.97 -38.34 65.44 35.03 8.66 32.50 112 49 PEAK	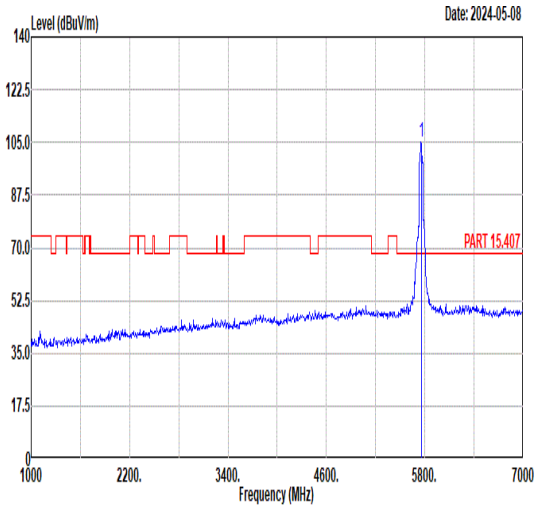 Freq Level Limit Line Margin Read Level Ant Factor Cable Loss Preamp Factor APos TPos Remark MHz dBuV/m dBuV/m dB dBuV dB/m dB dB cm deg 1 5755.00 105.37 ------ ------ 94.05 35.05 8.77 32.50 112 49 PEAK
Avg	Blank	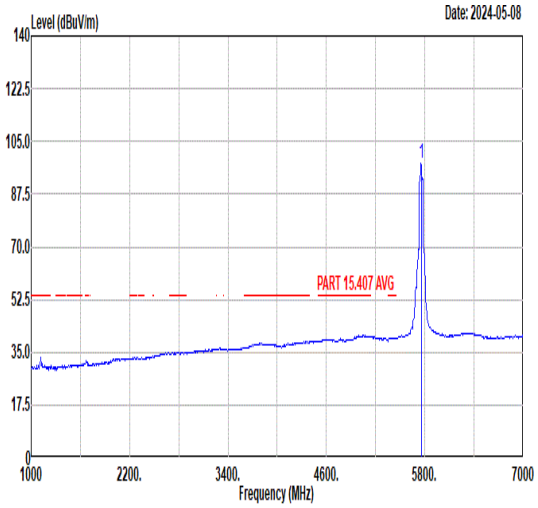 Freq Level Limit Line Margin Read Level Ant Factor Cable Loss Preamp Factor APos TPos Remark MHz dBuV/m dBuV/m dB dBuV dB/m dB dB cm deg 1 5755.00 97.58 ------ ------ 86.26 35.05 8.77 32.50 112 49 AVERAGE

Mode	45	
	Band Edge - R	
	U-NII-3_5.725-5.85_802.11ax HE40_CH151_Full RU_5755MHz	
ANT	8+7	
Pol.	Horizontal	Fundamental
Peak	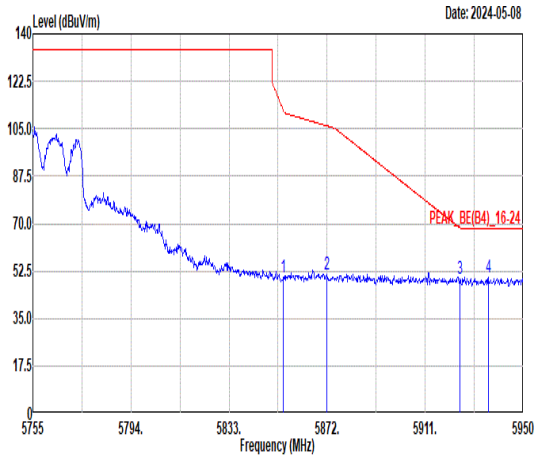 Freq Level Limit Line Margin Read Level Ant Factor Cable Loss Preamp Factor APos TPos Remark MHz dBuV/m dBuV/m dB dBuV dB/m dB dB cm deg 1 5854.65 50.42 111.61 -61.19 38.94 35.11 8.87 32.50 112 49 PEAK 2 5872.00 51.11 106.04 -54.93 39.64 35.12 8.85 32.50 112 49 PEAK 3 5924.85 49.77 68.31 -18.54 38.32 35.16 8.79 32.50 112 49 PEAK 4 5936.16 50.18 68.30 -18.12 38.74 35.16 8.78 32.50 112 49 PEAK	Blank

Mode	45	
	Band Edge - L	
	U-NII-3_5.725-5.85_802.11ax HE40_CH151_Full RU_5755MHz	
ANT	8+7	
Pol.	Vertical	Fundamental
Peak	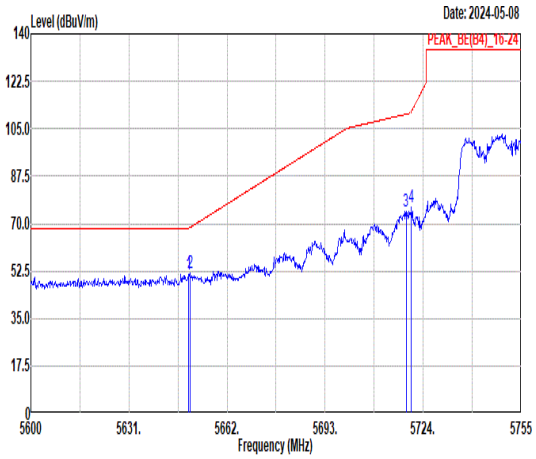 Freq Level Limit Line Margin Read Level Ant Factor Cable Loss Preamp Factor APos TPos Remark MHz dBuV/m dBuV/m dB dBuV dB/m dB dB cm deg 1 5649.91 51.32 68.30 -16.98 40.43 34.99 8.40 32.50 100 82 PEAK 2 5650.22 51.74 68.46 -16.72 40.85 34.99 8.40 32.50 100 82 PEAK 3 5718.58 74.65 110.40 -35.75 63.47 35.03 8.65 32.50 100 82 PEAK 4 5720.28 76.32 111.44 -35.12 65.13 35.03 8.66 32.50 100 82 PEAK	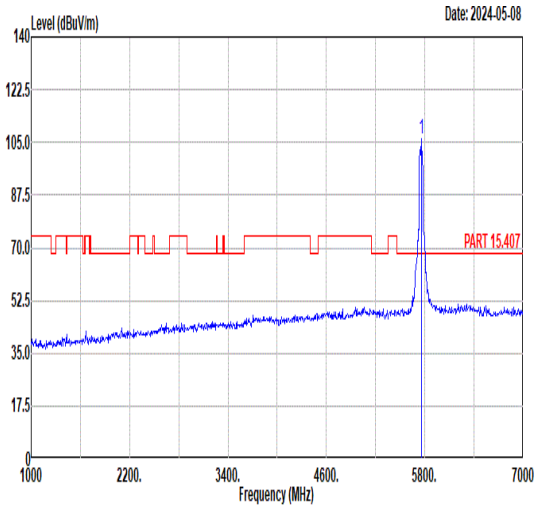 Freq Level Limit Line Margin Read Level Ant Factor Cable Loss Preamp Factor APos TPos Remark MHz dBuV/m dBuV/m dB dBuV dB/m dB dB cm deg 1 5755.00 106.10 ------ ------ 94.75 35.05 8.80 32.50 100 82 PEAK
Avg	Blank	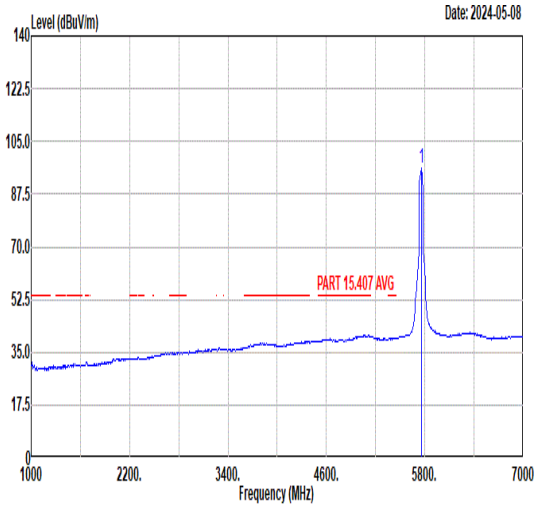 Freq Level Limit Line Margin Read Level Ant Factor Cable Loss Preamp Factor APos TPos Remark MHz dBuV/m dBuV/m dB dBuV dB/m dB dB cm deg 1 5755.00 96.24 ------ ------ 84.89 35.05 8.80 32.50 100 82 AVERAGE

Mode	45	
	Band Edge - R	
	U-NII-3_5.725-5.85_802.11ax HE40_CH151_Full RU_5755MHz	
ANT	8+7	
Pol.	Vertical	Fundamental
Peak	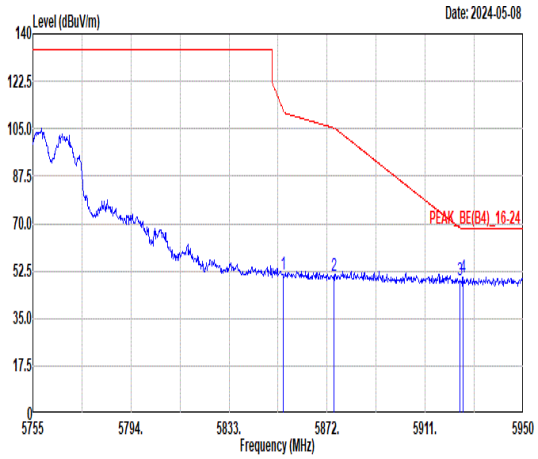	Blank

	Freq	Level	Limit Line	Margin	Read Level	Ant Factor	Cable Loss	Preamp Factor	APos	TPos	Remark
	MHz	dBuV/m	dBuV/m	dB	dBuV	dB/m	dB	dB	cm	deg	
1	5854.45	51.44	112.05	-60.61	39.96	35.11	8.87	32.50	100	82	PEAK
2	5874.73	50.87	105.28	-54.41	39.40	35.12	8.85	32.50	100	82	PEAK
3	5924.85	49.20	68.31	-19.11	37.75	35.16	8.79	32.50	100	82	PEAK
4	5926.02	50.43	68.30	-17.87	38.98	35.16	8.79	32.50	100	82	PEAK

Mode	46	
	Band Edge - L	
	U-NII-3_5.725-5.85_802.11ax HE40_CH159_Full RU_5795MHz	
ANT	8+7	
Pol.	Horizontal	Fundamental
Peak	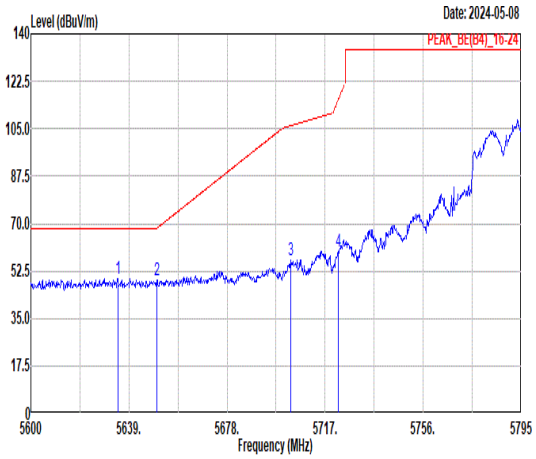 Freq Level Limit Line Margin Read Level Ant Factor Cable Loss Preamp Factor APos TPos Remark 1 5634.52 49.78 68.30 -18.52 38.96 34.98 8.34 32.50 109 295 PEAK 2 5650.12 49.21 68.39 -19.18 38.32 34.99 8.40 32.50 109 295 PEAK 3 5703.35 56.71 106.14 -49.43 45.60 35.02 8.59 32.50 109 295 PEAK 4 5722.27 59.85 115.97 -56.12 48.66 35.03 8.66 32.50 109 295 PEAK	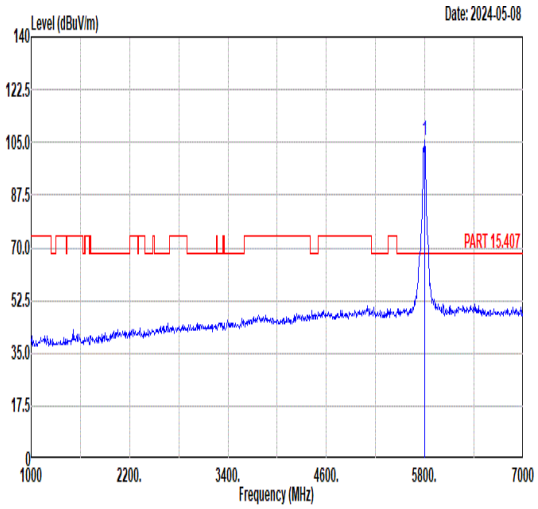 Freq Level Limit Line Margin Read Level Ant Factor Cable Loss Preamp Factor APos TPos Remark 1 5795.00 105.91 ------ ------ 94.40 35.08 8.93 32.50 109 295 PEAK
Avg	Blank	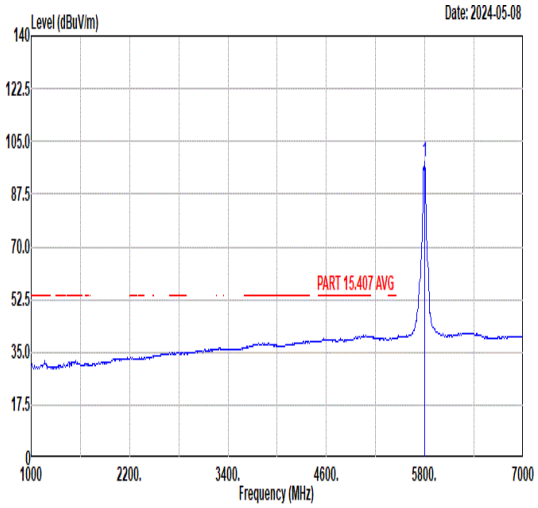 Freq Level Limit Line Margin Read Level Ant Factor Cable Loss Preamp Factor APos TPos Remark 1 5795.00 98.25 ------ ------ 86.74 35.08 8.93 32.50 109 295 AVERAGE

Mode	46	
	Band Edge - R	
	U-NII-3_5.725-5.85_802.11ax HE40_CH159_Full RU_5795MHz	
ANT	8+7	
Pol.	Horizontal	Fundamental
Peak	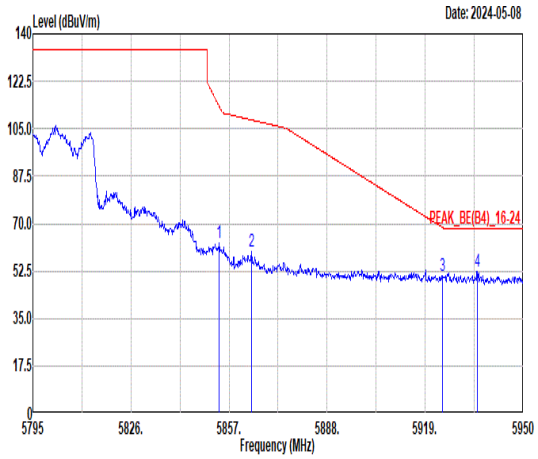 Freq Level Limit Line Margin Read Level Ant Factor Cable Loss Preamp Factor APos TPos Remark MHz dBuV/m dBuV/m dB dBuV dB/m dB dB cm deg 1 5853.90 63.04 113.31 -50.27 51.56 35.11 8.87 32.50 109 295 PEAK 2 5864.13 59.59 108.24 -48.65 48.11 35.12 8.86 32.50 109 295 PEAK 3 5924.58 50.67 68.51 -17.84 39.22 35.16 8.79 32.50 109 295 PEAK 4 5935.43 52.12 68.30 -16.18 40.68 35.16 8.78 32.50 109 295 PEAK	Blank

Mode	46
	Band Edge - L
	U-NII-3_5.725-5.85_802.11ax HE40_CH159_Full RU_5795MHz
ANT	8+7

Pol.	Vertical	Fundamental
Peak	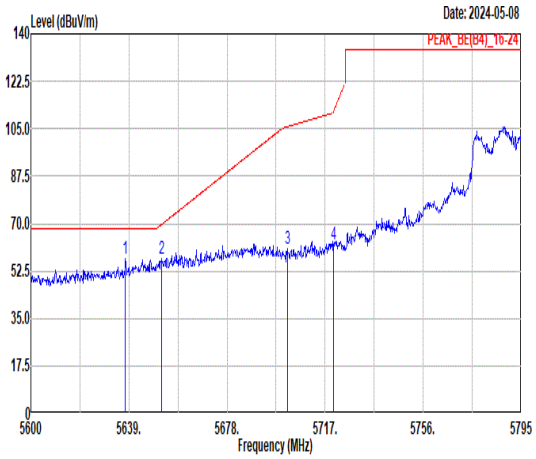 Freq Level Limit Line Margin Read Level Ant Factor Cable Loss Preamp Factor APos TPos Remark MHz dBuV/m dBuV/m dB dBuV dB/m dB dB cm deg 1 5637.64 57.24 68.30 -11.06 46.41 34.98 8.35 32.50 109 80 PEAK 2 5652.07 57.14 69.83 -12.69 46.25 34.99 8.40 32.50 109 80 PEAK 3 5701.99 60.69 105.76 -45.07 49.58 35.02 8.59 32.50 109 80 PEAK 4 5720.32 62.41 111.52 -49.11 51.22 35.03 8.66 32.50 109 80 PEAK	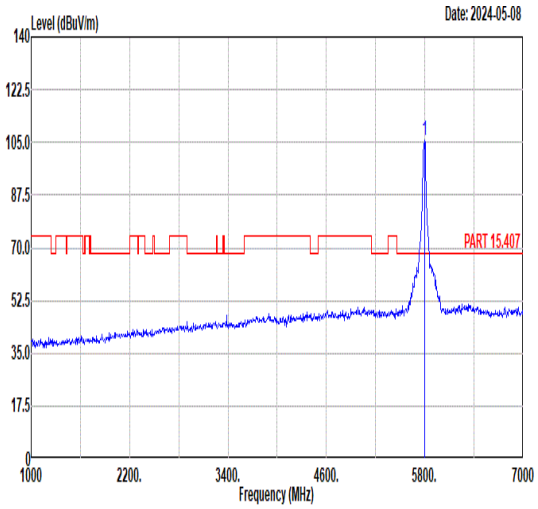 Freq Level Limit Line Margin Read Level Ant Factor Cable Loss Preamp Factor APos TPos Remark MHz dBuV/m dBuV/m dB dBuV dB/m dB dB cm deg 1 5795.00 105.68 ------ ------ 94.16 35.08 8.94 32.50 109 80 PEAK
Avg	Blank	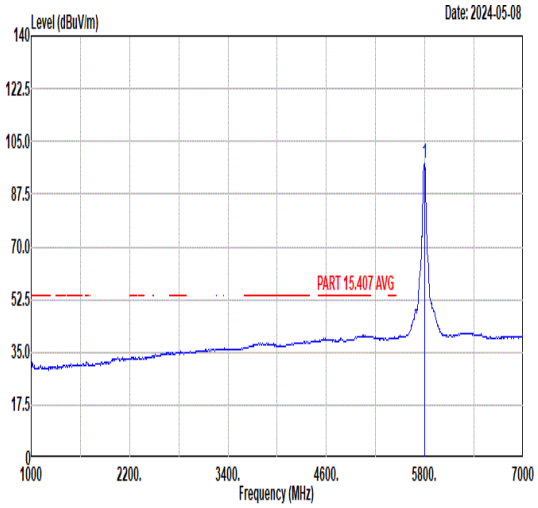 Freq Level Limit Line Margin Read Level Ant Factor Cable Loss Preamp Factor APos TPos Remark MHz dBuV/m dBuV/m dB dBuV dB/m dB dB cm deg 1 5795.00 97.92 ------ ------ 86.41 35.08 8.93 32.50 109 80 AVERAGE

Mode	46	
	Band Edge - R	
	U-NII-3_5.725-5.85_802.11ax HE40_CH159_Full RU_5795MHz	
ANT	8+7	
Pol.	Vertical	Fundamental
Peak	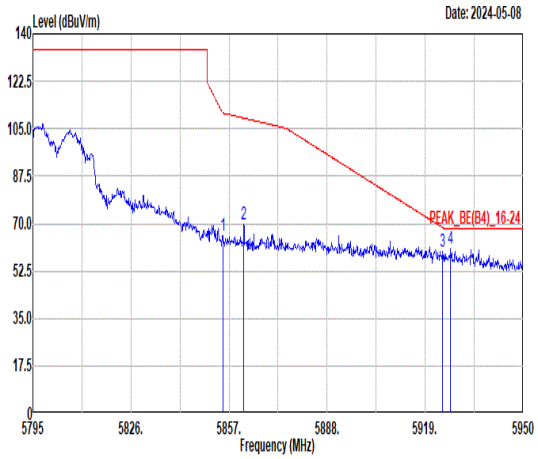 Freq Level Limit Line Margin Read Level Ant Factor Cable Loss Preamp Factor APos TPos Remark MHz dBuV/m dBuV/m dB dBuV dB/m dB dB cm deg 1 5854.99 65.47 110.83 -45.36 53.99 35.11 8.87 32.50 109 80 PEAK 2 5861.65 69.92 108.94 -39.02 58.44 35.12 8.86 32.50 109 80 PEAK 3 5924.43 59.51 68.62 -9.11 48.06 35.16 8.79 32.50 109 80 PEAK 4 5927.06 60.72 68.30 -7.58 49.27 35.16 8.79 32.50 109 80 PEAK	Blank

Mode	47	
	Band Edge - L	
	U-NII-3_5.725-5.85_802.11ax HE80_CH155_Full RU_5775MHz	
ANT	8+7	
Pol.	Horizontal	Fundamental
Peak	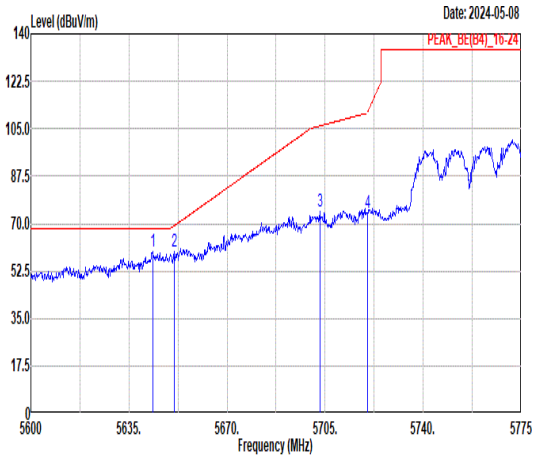 Freq Level Limit Line Margin Read Level Ant Factor Cable Loss Preamp Factor APos TPos Remark MHz dBuV/m dBuV/m dB dBuV dB/m dB dB cm deg 1 5643.58 59.50 68.30 -8.80 48.65 34.98 8.37 32.50 100 80 PEAK 2 5651.10 59.70 69.12 -9.42 48.81 34.99 8.40 32.50 100 80 PEAK 3 5703.08 74.42 106.06 -31.64 63.31 35.02 8.59 32.50 100 80 PEAK 4 5720.05 73.93 110.91 -36.98 62.74 35.03 8.66 32.50 100 80 PEAK	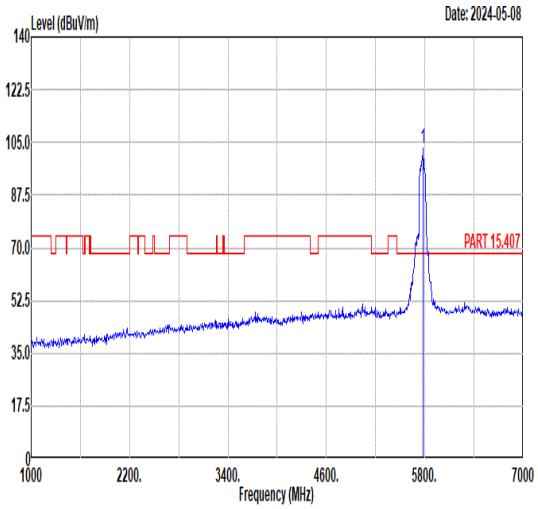 Freq Level Limit Line Margin Read Level Ant Factor Cable Loss Preamp Factor APos TPos Remark MHz dBuV/m dBuV/m dB dBuV dB/m dB dB cm deg 1 5775.00 103.27 ------ ------ 91.82 35.07 8.88 32.50 100 80 PEAK
Avg	Blank	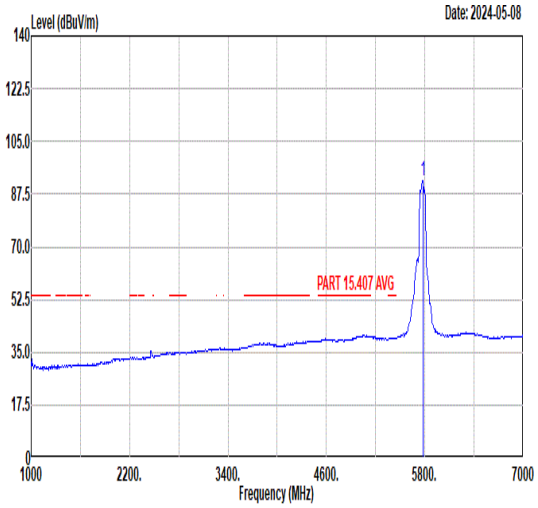 Freq Level Limit Line Margin Read Level Ant Factor Cable Loss Preamp Factor APos TPos Remark MHz dBuV/m dBuV/m dB dBuV dB/m dB dB cm deg 1 5775.00 92.05 ------ ------ 80.65 35.06 8.84 32.50 100 80 AVERAGE

Mode	47	
	Band Edge - R	
	U-NII-3_5.725-5.85_802.11ax HE80_CH155_Full RU_5775MHz	
ANT	8+7	
Pol.	Horizontal	Fundamental
Peak	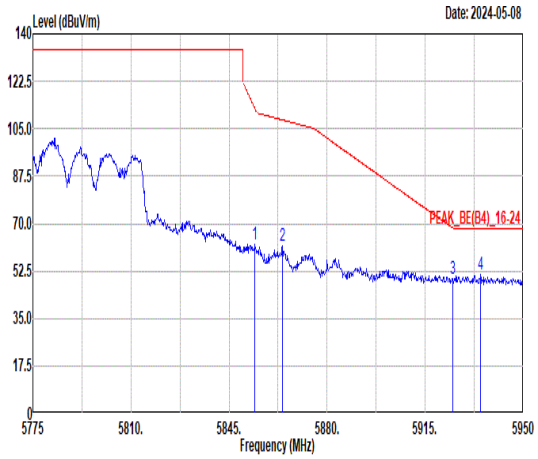	Blank

	Freq	Level	Limit Line	Margin	Read Level	Ant Factor	Cable Loss	Preamp Factor	APos	TPos	Remark
	MHz	dBuV/m	dBuV/m	dB	dBuV	dB/m	dB	dB	cm	deg	
1	5854.28	62.15	112.45	-50.30	50.67	35.11	8.87	32.50	100	80	PEAK
2	5864.08	61.93	108.26	-46.33	50.45	35.12	8.86	32.50	100	80	PEAK
3	5924.80	49.89	68.35	-18.46	38.44	35.16	8.79	32.50	100	80	PEAK
4	5934.78	51.27	68.30	-17.03	39.83	35.16	8.78	32.50	100	80	PEAK

Mode	47	
	Band Edge - L	
	U-NII-3_5.725-5.85_802.11ax HE80_CH155_Full RU_5775MHz	
ANT	8+7	
Pol.	Vertical	Fundamental
Peak	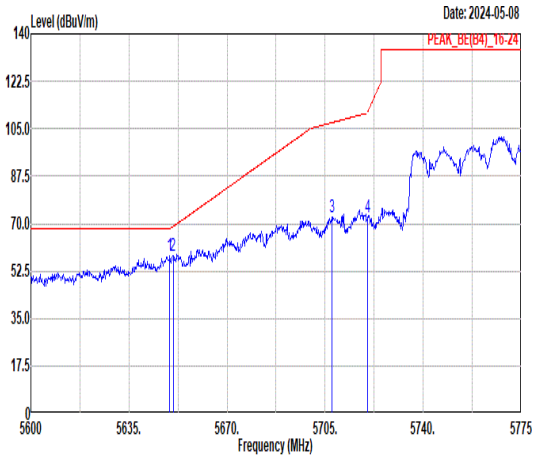 Freq Level Limit Line Margin Read Level Ant Factor Cable Loss Preamp Factor APos TPos Remark MHz dBuV/m dBuV/m dB dBuV dB/m dB dB cm deg 1 5649.53 58.20 68.30 -10.10 47.31 34.99 8.40 32.50 100 81 PEAK 2 5650.75 58.29 68.86 -10.57 47.40 34.99 8.40 32.50 100 81 PEAK 3 5707.45 72.23 107.29 -35.06 61.10 35.02 8.61 32.50 100 81 PEAK 4 5720.23 72.52 111.31 -38.79 61.33 35.03 8.66 32.50 100 81 PEAK	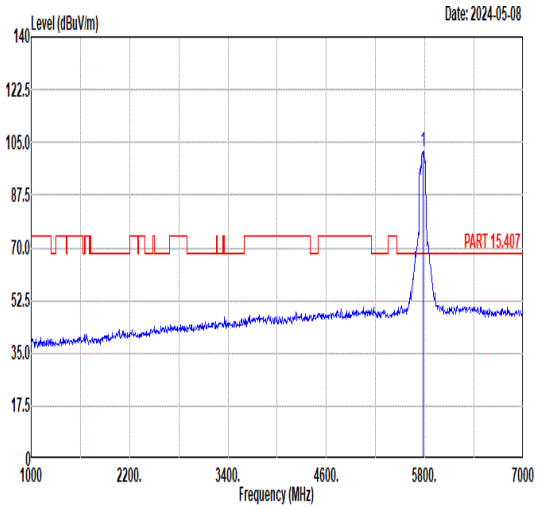 Freq Level Limit Line Margin Read Level Ant Factor Cable Loss Preamp Factor APos TPos Remark MHz dBuV/m dBuV/m dB dBuV dB/m dB dB cm deg 1 5775.00 102.19 ------ ------ 90.77 35.06 8.86 32.50 100 81 PEAK
Avg	Blank	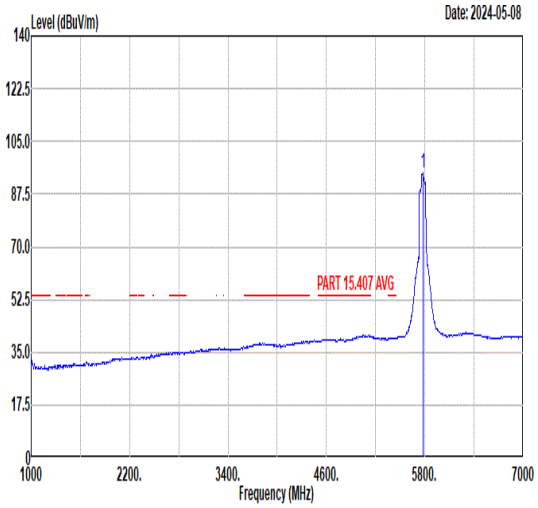 Freq Level Limit Line Margin Read Level Ant Factor Cable Loss Preamp Factor APos TPos Remark MHz dBuV/m dBuV/m dB dBuV dB/m dB dB cm deg 1 5775.00 94.60 ------ ------ 83.18 35.06 8.86 32.50 100 81 AVERAGE

Mode	47	
	Band Edge - R	
	U-NII-3_5.725-5.85_802.11ax HE80_CH155_Full RU_5775MHz	
ANT	8+7	
Pol.	Vertical	Fundamental
Peak	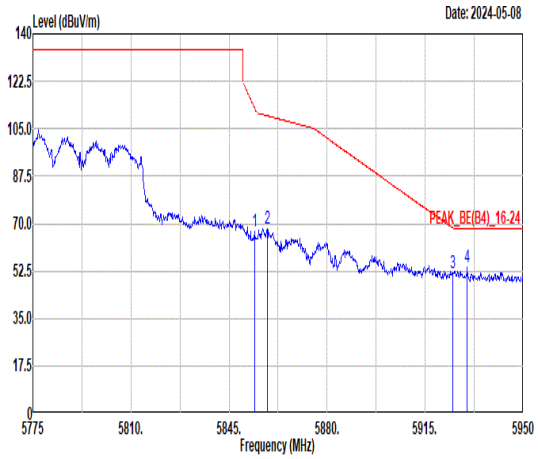 Freq Level Limit Line Margin Read Level Ant Factor Cable Loss Preamp Factor APos TPos Remark MHz dBuV/m dBuV/m dB dBuV dB/m dB dB cm deg 1 5854.10 67.09 112.85 -45.76 55.61 35.11 8.87 32.50 100 81 PEAK 2 5858.65 68.00 109.78 -41.78 56.51 35.12 8.87 32.50 100 81 PEAK 3 5924.98 51.77 68.22 -16.45 40.32 35.16 8.79 32.50 100 81 PEAK 4 5930.05 53.80 68.30 -14.50 42.36 35.16 8.78 32.50 100 81 PEAK	Blank

Mode	47	
	Harmonic	
	U-NII-3_5.725-5.85_802.11ax HE80_CH155_Full RU_5775MHz	
ANT	8+7	
Pol.	Horizontal	Vertical
Peak Avg	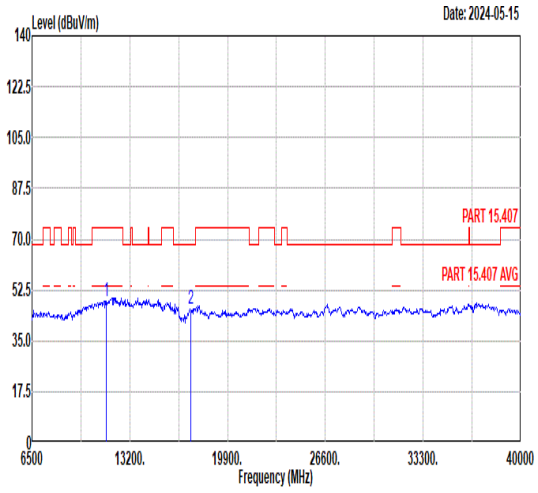 Freq Level Limit Line Margin Read Level Ant Factor Cable Loss Preamp Factor APos TPos Remark MHz dBuV/m dBuV/m dB dBuV dB/m dB dB cm deg 1 11590.00 48.41 74.00 -25.59 56.69 37.87 11.50 57.65 -- -- Peak 2 17385.00 45.98 68.30 -22.32 50.02 40.51 13.21 57.76 -- -- Peak	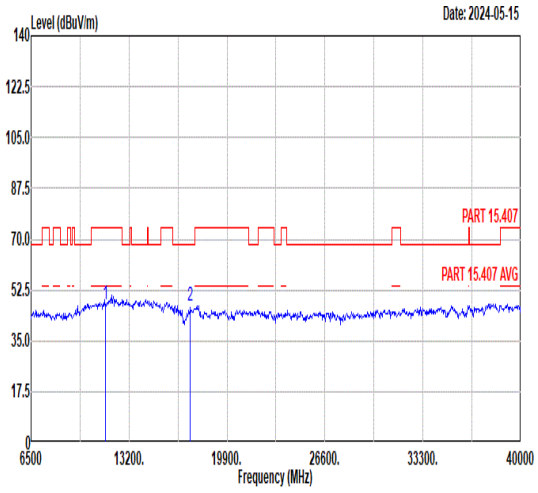 Freq Level Limit Line Margin Read Level Ant Factor Cable Loss Preamp Factor APos TPos Remark MHz dBuV/m dBuV/m dB dBuV dB/m dB dB cm deg 1 11590.00 47.44 74.00 -26.56 55.72 37.87 11.50 57.65 -- -- Peak 2 17385.00 47.15 68.30 -21.15 51.19 40.51 13.21 57.76 -- -- Peak

Mode	48
	Band Edge
	U-NII-3_5.725-5.85_802.11ax HE20_CH149_Partial RU26/0_5745MHz
ANT	8+7

Pol.	Horizontal	Fundamental
Peak	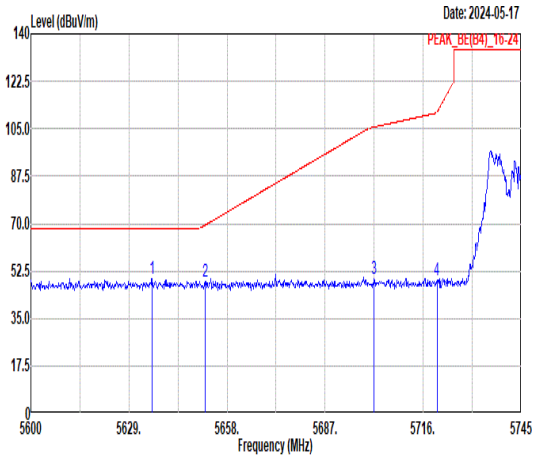 Freq Level Limit Line Margin Read Level Ant Factor Cable Loss Preamp Factor APos TPos Remark MHz dBuV/m dBuV/m dB dBuV dB/m dB dB cm deg 1 5635.82 49.78 68.30 -18.52 38.96 34.98 8.34 32.50 191 77 PEAK 2 5651.62 48.79 69.50 -20.71 37.90 34.99 8.40 32.50 191 77 PEAK 3 5701.50 49.74 105.62 -55.88 38.63 35.02 8.59 32.50 191 77 PEAK 4 5720.06 48.92 110.94 -62.02 37.73 35.03 8.66 32.50 191 77 PEAK	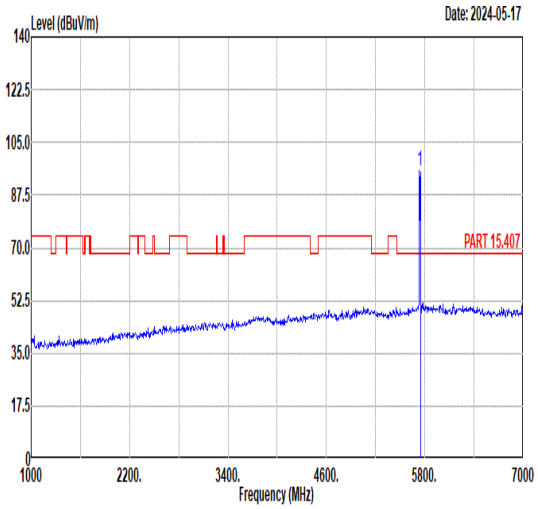 Freq Level Limit Line Margin Read Level Ant Factor Cable Loss Preamp Factor APos TPos Remark MHz dBuV/m dBuV/m dB dBuV dB/m dB dB cm deg 1 5745.00 95.82 ------ ------ 84.57 35.04 8.71 32.50 191 77 PEAK
Avg	Blank	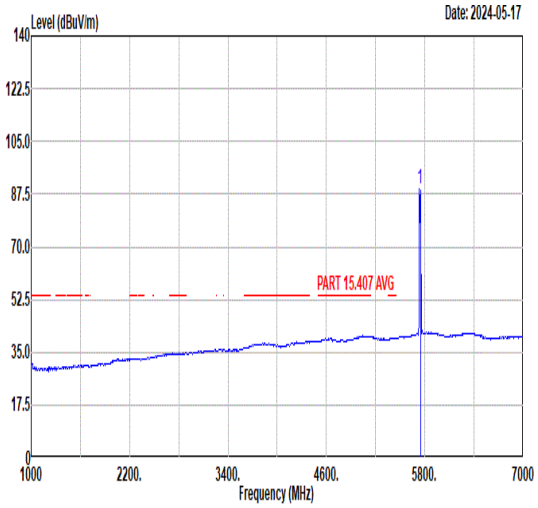 Freq Level Limit Line Margin Read Level Ant Factor Cable Loss Preamp Factor APos TPos Remark MHz dBuV/m dBuV/m dB dBuV dB/m dB dB cm deg 1 5745.00 89.13 ------ ------ 77.88 35.04 8.71 32.50 191 77 AVERAGE

Mode	48	
	Band Edge	
	U-NII-3_5.725-5.85_802.11ax HE20_CH149_Partial RU26/0_5745MHz	
ANT	8+7	
Pol.	Vertical	Fundamental
Peak	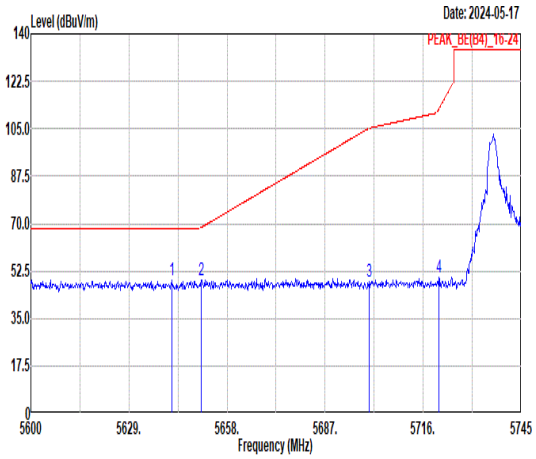 Freq Level Limit Line Margin Read Level Ant Factor Cable Loss Preamp Factor APos TPos Remark MHz dBuV/m dBuV/m dB dBuV dB/m dB dB cm deg 1 5641.62 49.37 68.30 -18.93 38.52 34.98 8.37 32.50 300 72 PEAK 2 5650.46 48.89 68.64 -19.75 38.00 34.99 8.40 32.50 300 72 PEAK 3 5700.05 48.83 105.21 -56.38 37.73 35.02 8.58 32.50 300 72 PEAK 4 5720.64 50.00 112.26 -62.26 38.81 35.03 8.66 32.50 300 72 PEAK	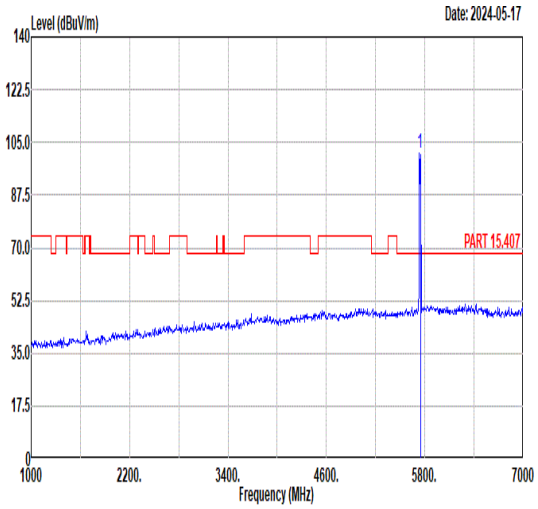 Freq Level Limit Line Margin Read Level Ant Factor Cable Loss Preamp Factor APos TPos Remark MHz dBuV/m dBuV/m dB dBuV dB/m dB dB cm deg 1 5745.00 101.48 ------ ------ 90.23 35.04 8.71 32.50 300 72 PEAK
Avg	Blank	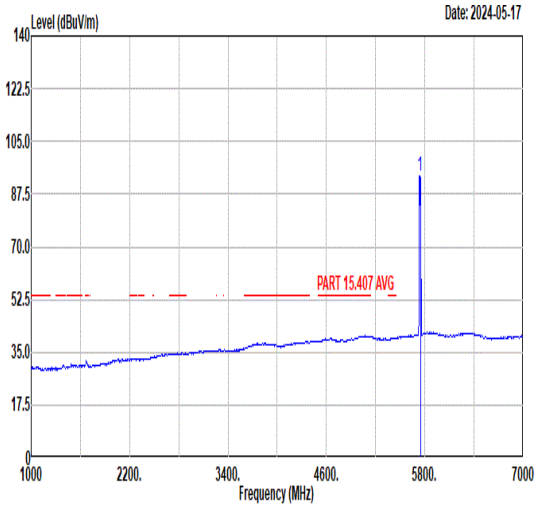 Freq Level Limit Line Margin Read Level Ant Factor Cable Loss Preamp Factor APos TPos Remark MHz dBuV/m dBuV/m dB dBuV dB/m dB dB cm deg 1 5745.00 93.46 ------ ------ 82.21 35.04 8.71 32.50 300 72 AVERAGE

Mode	49	
	Band Edge	
	U-NII-3_5.725-5.85_802.11ax HE20_CH165_Partial RU26/8_5825MHz	
ANT	8+7	
Pol.	Horizontal	Fundamental
Peak	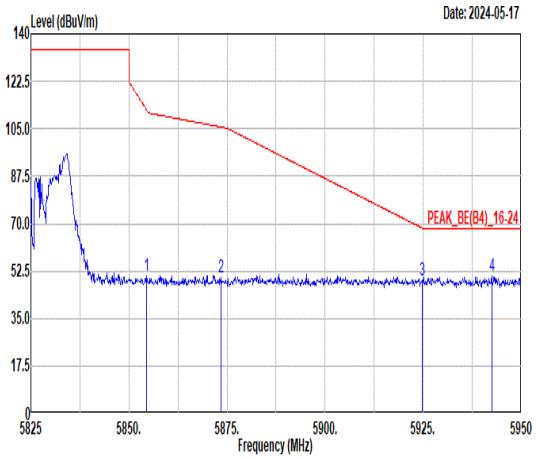 Freq Level Limit Line Margin Read Level Ant Factor Cable Loss Preamp Factor APos TPos Remark MHz dBuV/m dBuV/m dB dBuV dB/m dB dB cm deg 1 5854.50 50.56 111.94 -61.38 39.08 35.11 8.87 32.50 300 0 PEAK 2 5873.38 50.27 105.65 -55.38 38.80 35.12 8.85 32.50 300 0 PEAK 3 5924.75 49.12 68.38 -19.26 37.67 35.16 8.79 32.50 300 0 PEAK 4 5942.50 50.70 68.30 -17.60 39.26 35.17 8.77 32.50 300 0 PEAK	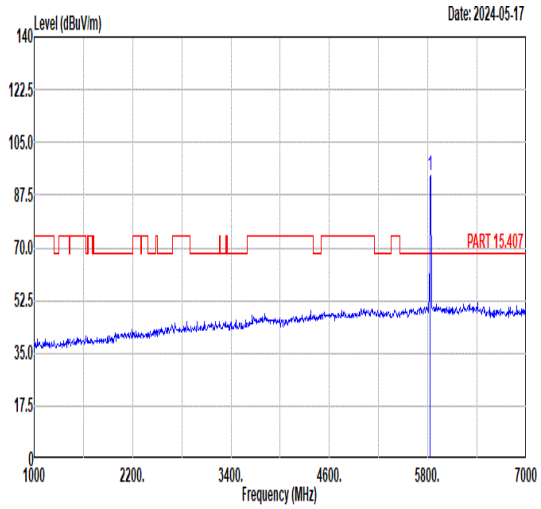 Freq Level Limit Line Margin Read Level Ant Factor Cable Loss Preamp Factor APos TPos Remark MHz dBuV/m dBuV/m dB dBuV dB/m dB dB cm deg 1 5825.00 94.08 ------ ------ 82.59 35.10 8.89 32.50 300 0 PEAK
Avg	Blank	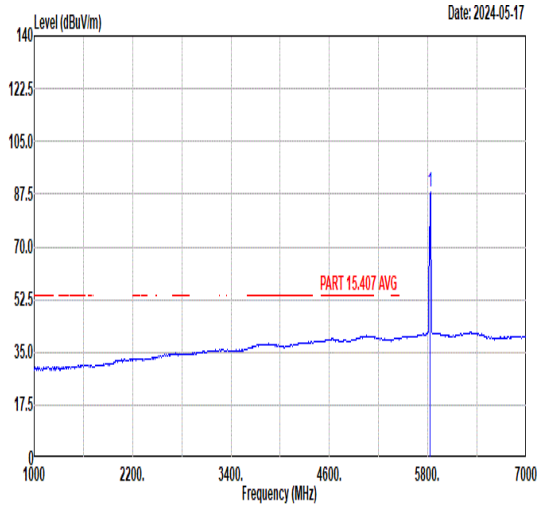 Freq Level Limit Line Margin Read Level Ant Factor Cable Loss Preamp Factor APos TPos Remark MHz dBuV/m dBuV/m dB dBuV dB/m dB dB cm deg 1 5825.00 88.25 ------ ------ 76.76 35.10 8.89 32.50 300 0 AVERAGE

Mode	49	
	Band Edge	
	U-NII-3_5.725-5.85_802.11ax HE20_CH165_Partial RU26/8_5825MHz	
ANT	8+7	
Pol.	Vertical	Fundamental
Peak	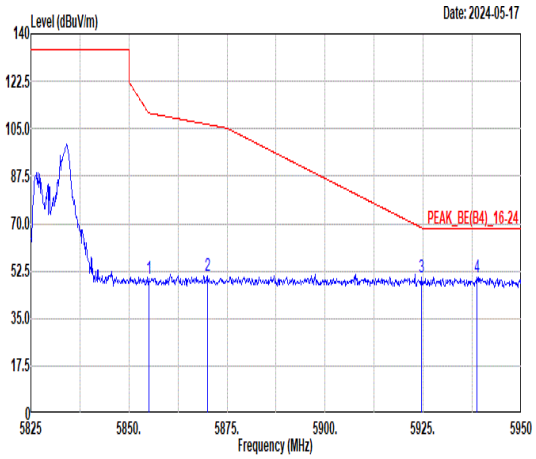 Freq Level Limit Line Margin Read Level Ant Factor Cable Loss Preamp Factor APos TPos Remark 1 5855.00 49.64 110.80 -61.16 38.16 35.11 8.87 32.50 300 72 PEAK 2 5870.00 50.64 106.60 -55.96 39.17 35.12 8.85 32.50 300 72 PEAK 3 5924.63 50.38 68.48 -18.10 38.93 35.16 8.79 32.50 300 72 PEAK 4 5938.63 50.29 68.30 -18.01 38.86 35.16 8.77 32.50 300 72 PEAK	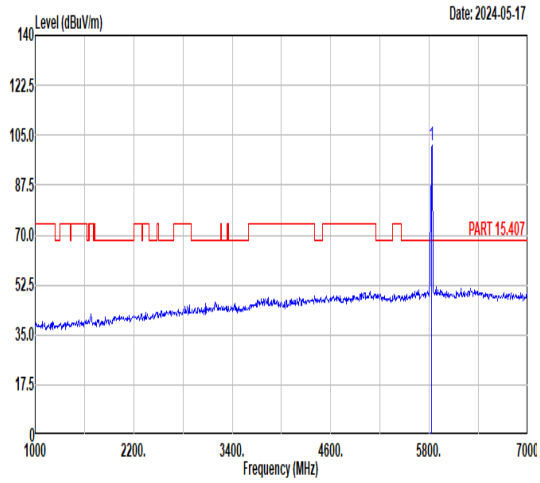 Freq Level Limit Line Margin Read Level Ant Factor Cable Loss Preamp Factor APos TPos Remark 1 5825.00 101.35 68.30 33.05 89.86 35.10 8.89 32.50 300 72 PEAK
Avg	Blank	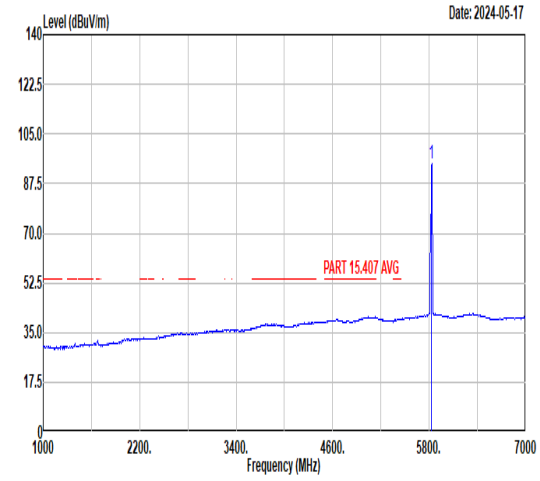 Freq Level Limit Line Margin Read Level Ant Factor Cable Loss Preamp Factor APos TPos Remark 1 5825.00 94.69 74.00 20.69 83.20 35.10 8.89 32.50 300 72 AVERAGE

Mode	50	
	LF	
	U-NII-2C_5.47-5.725_802.11ax HE20_CH140_LFMHz	
ANT	8+7	
Pol.	Horizontal	Vertical
QP/ Peak	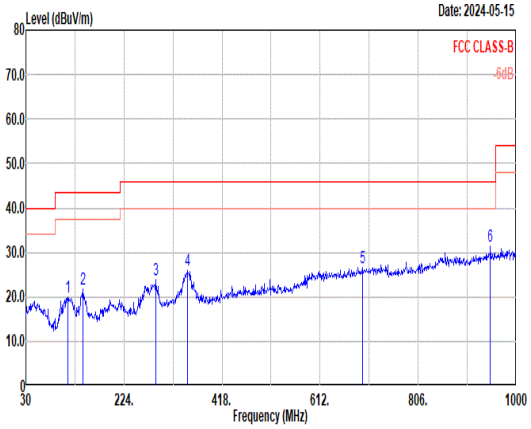	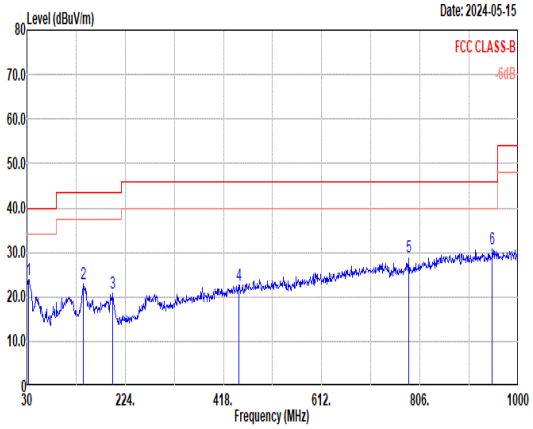

	Freq	Level	Limit Line	Margin	Read Level	Ant Factor	Cable Loss	Preamp Factor	APos	TPos	Remark
	MHz	dBuV/m	dBuV/m	dB	dBuV	dB/m	dB	dB	cm	deg	
1	113.42	19.88	43.50	-23.62	37.52	16.00	1.13	34.77	--	--	Peak
2	142.52	21.81	43.50	-21.69	36.93	18.35	1.25	34.72	--	--	Peak
3	287.05	23.91	46.00	-22.09	38.06	18.72	1.76	34.63	--	--	Peak
4	349.13	25.91	46.00	-20.09	38.37	20.20	1.94	34.60	--	--	Peak
5	695.42	26.71	46.00	-19.29	31.30	27.02	2.80	34.41	--	--	Peak
6	948.59	31.41	46.00	-14.59	32.71	29.74	3.26	34.30	--	--	Peak

	Freq	Level	Limit Line	Margin	Read Level	Ant Factor	Cable Loss	Preamp Factor	APos	TPos	Remark
	MHz	dBuV/m	dBuV/m	dB	dBuV	dB/m	dB	dB	cm	deg	
1	33.88	23.98	40.00	-16.02	39.82	18.46	0.57	34.87	--	--	Peak
2	141.55	23.03	43.50	-20.47	38.23	18.27	1.25	34.72	--	--	Peak
3	198.78	20.84	43.50	-22.66	38.01	16.05	1.48	34.70	--	--	Peak
4	448.07	22.62	46.00	-23.38	32.19	22.70	2.23	34.50	--	--	Peak
5	783.69	29.09	46.00	-16.91	32.66	27.76	3.00	34.33	--	--	Peak
6	948.59	30.69	46.00	-15.31	31.99	29.74	3.26	34.30	--	--	Peak

Mode	51	
	LF	
	U-NII-3_5.725-5.85_802.11ax HE20_CH149_LFMHz	
ANT	8+7	
Pol.	Horizontal	Vertical
QP/ Peak	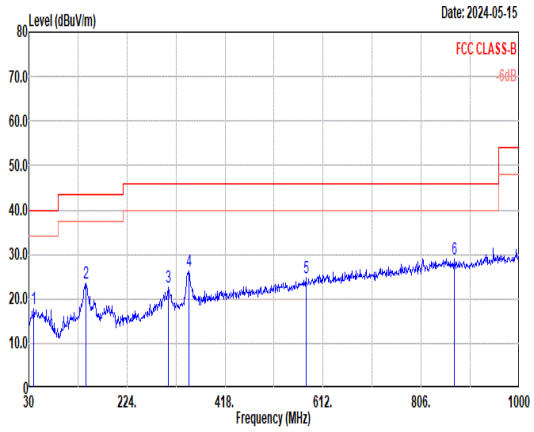	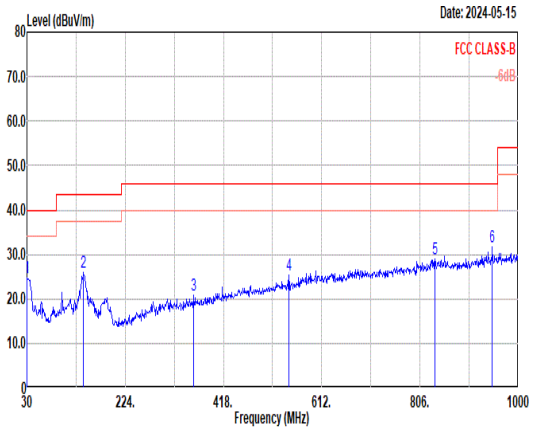

	Freq	Level	Limit Line	Margin	Read Level	Ant Factor	Cable Loss	Preamp Factor	APos	TPos	Remark
	MHz	dBuV/m	dBuV/m	dB	dBuV	dB/m	dB	dB	cm	deg	
1	39.70	17.70	40.00	-22.30	32.69	19.28	0.63	34.90	--	--	Peak
2	142.52	23.62	43.50	-19.88	38.74	18.35	1.25	34.72	--	--	Peak
3	306.45	22.68	46.00	-23.32	36.19	19.27	1.82	34.60	--	--	Peak
4	347.19	26.33	46.00	-19.67	38.84	20.16	1.93	34.60	--	--	Peak
5	578.05	24.71	46.00	-21.29	31.45	25.25	2.56	34.55	--	--	Peak
6	870.99	29.00	46.00	-17.00	31.45	28.73	3.12	34.30	--	--	Peak

	Freq	Level	Limit Line	Margin	Read Level	Ant Factor	Cable Loss	Preamp Factor	APos	TPos	Remark
	MHz	dBuV/m	dBuV/m	dB	dBuV	dB/m	dB	dB	cm	deg	
1	30.00	24.68	40.00	-15.32	41.32	17.56	0.54	34.74	--	--	Peak
2	141.55	25.83	43.50	-17.67	41.03	18.27	1.25	34.72	--	--	Peak
3	358.83	20.74	46.00	-25.26	32.92	20.43	1.97	34.58	--	--	Peak
4	547.01	25.29	46.00	-20.71	33.17	24.14	2.48	34.50	--	--	Peak
5	836.07	28.86	46.00	-17.14	31.54	28.54	3.08	34.30	--	--	Peak
6	948.59	31.66	46.00	-14.34	32.96	29.74	3.26	34.30	--	--	Peak

Mode	52	
	Band Edge	
	U-NII-1_5.15-5.25_802.11ax HE20_CH36_Full RU_5180MHz +LTE Band 13 Co-location	
ANT	8+7	
Pol.	Horizontal	Fundamental
Peak	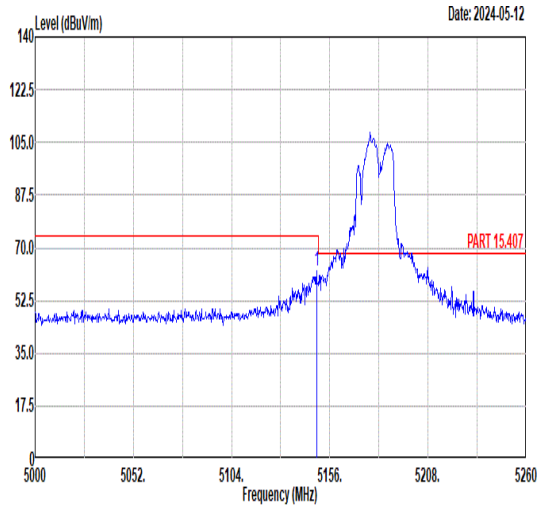 Freq Level Limit Line Margin Read Level Ant Factor Cable Loss Preamp Factor APos TPos Remark MHz dBuV/m dBuV/m dB dBuV dB/m dB dB cm deg 1 5148.98 62.33 74.00 -11.67 52.43 34.62 7.92 32.64 100 61 Peak	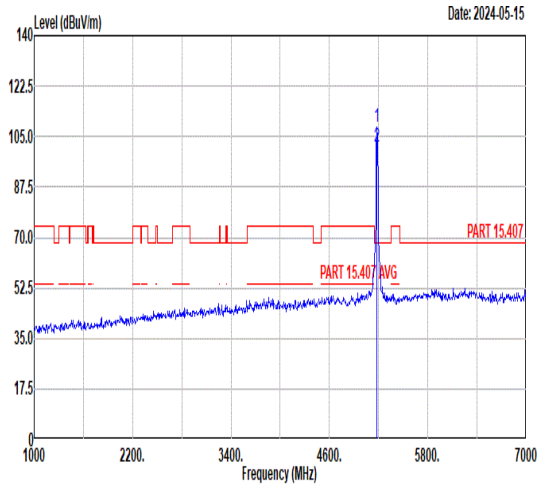 Freq Level Limit Line Margin Read Level Ant Factor Cable Loss Preamp Factor APos TPos Remark MHz dBuV/m dBuV/m dB dBuV dB/m dB dB cm deg 1 5180.00 108.38 ------ ------ 98.42 34.65 7.94 32.63 100 61 Peak 2 5180.00 101.50 ------ ------ 91.54 34.65 7.94 32.63 100 61 Average
Avg	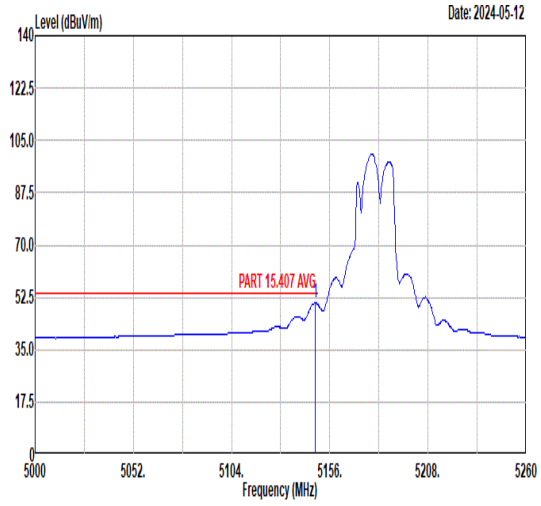 Freq Level Limit Line Margin Read Level Ant Factor Cable Loss Preamp Factor APos TPos Remark MHz dBuV/m dBuV/m dB dBuV dB/m dB dB cm deg 1 5148.46 50.56 54.00 -3.44 40.66 34.62 7.92 32.64 100 61 Average	Blank

Mode	52	
	Band Edge	
	U-NII-1_5.15-5.25_802.11ax HE20_CH36_Full RU_5180MHz +LTE Band 13 Co-location	
ANT	8+7	
Pol.	Vertical	Fundamental
Peak	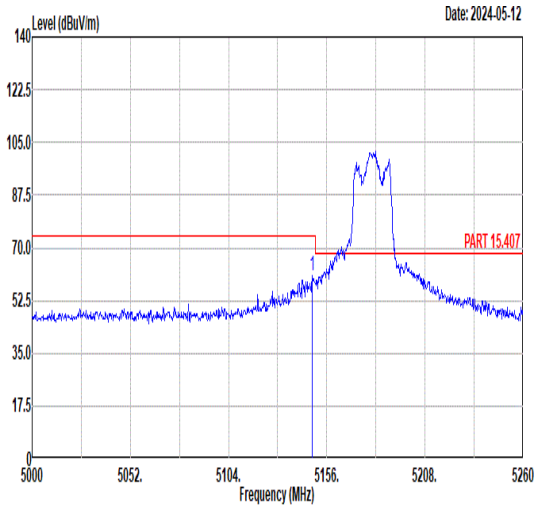 Freq Level Limit Line Margin Read Level Ant Factor Cable Loss Preamp Factor APos TPos Remark MHz dBuV/m dBuV/m dB dBuV dB/m dB dB cm deg 1 5148.46 60.77 74.00 -13.23 50.87 34.62 7.92 32.64 100 259 Peak	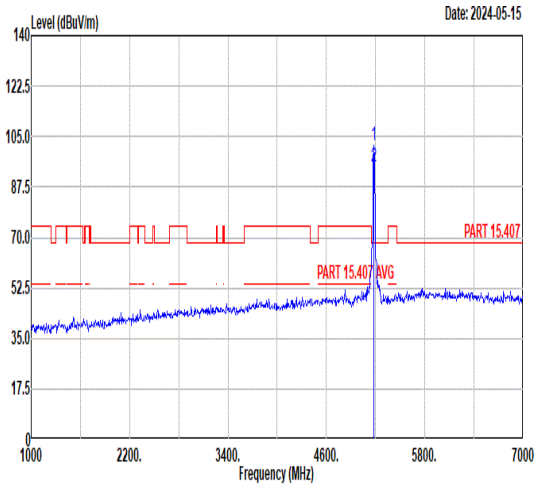 Freq Level Limit Line Margin Read Level Ant Factor Cable Loss Preamp Factor APos TPos Remark MHz dBuV/m dBuV/m dB dBuV dB/m dB dB cm deg 1 5180.00 101.85 ------ ------ 91.89 34.65 7.94 32.63 100 259 Peak 2 5180.00 94.43 ------ ------ 84.47 34.65 7.94 32.63 100 259 Average
Avg	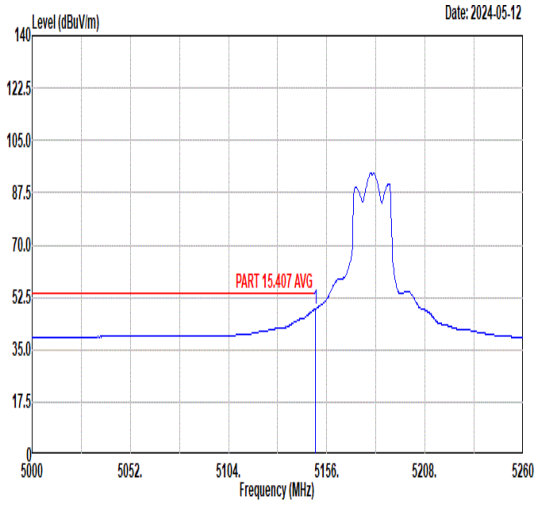 Freq Level Limit Line Margin Read Level Ant Factor Cable Loss Preamp Factor APos TPos Remark MHz dBuV/m dBuV/m dB dBuV dB/m dB dB cm deg 1 5150.00 48.73 54.00 -5.27 38.83 34.62 7.92 32.64 100 259 Average	Blank

Mode	52	
	Harmonic	
	U-NII-1_5.15-5.25_802.11ax HE20_CH36_Full RU_5180MHz +LTE Band 13 Co-location	
ANT	8+7	
Pol.	Horizontal	Vertical
Peak Avg	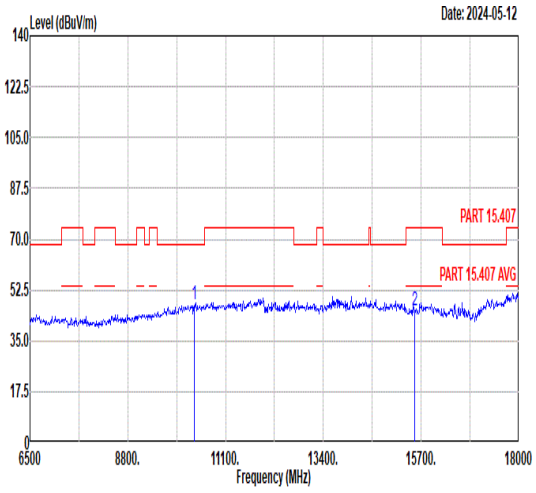 Freq Level Limit Line Margin Read Level Ant Factor Cable Loss Preamp Factor APos TPos Remark MHz dBuV/m dBuV/m dB dBuV dB/m dB dB cm deg 1 10360.00 47.72 68.30 -20.58 58.66 37.33 10.73 59.00 -- -- Peak 2 15540.00 45.69 74.00 -28.31 52.98 38.93 12.72 58.94 -- -- Peak	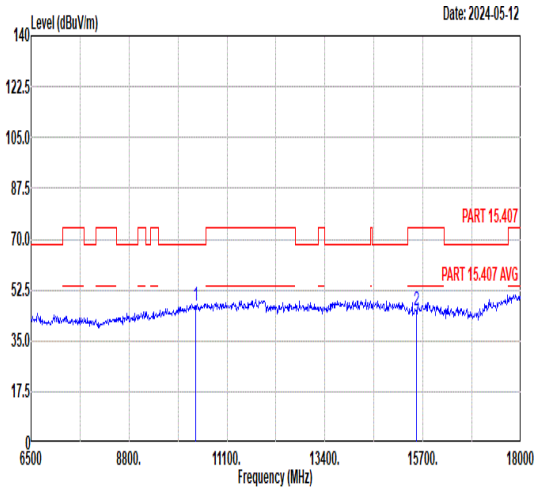 Freq Level Limit Line Margin Read Level Ant Factor Cable Loss Preamp Factor APos TPos Remark MHz dBuV/m dBuV/m dB dBuV dB/m dB dB cm deg 1 10360.00 47.05 68.30 -21.25 57.99 37.33 10.73 59.00 -- -- Peak 2 15540.00 45.49 74.00 -28.51 52.78 38.93 12.72 58.94 -- -- Peak

Mode	53	
	Band Edge	
	U-NII-1_5.15-5.25_802.11ax HE20_CH36_Full RU_5180MHz +LTE Band 13 + Bluetooth BR_GFSK_CH78_2480MHz Co-location	
ANT	8/8+7	
Pol.	Horizontal	Fundamental
Peak	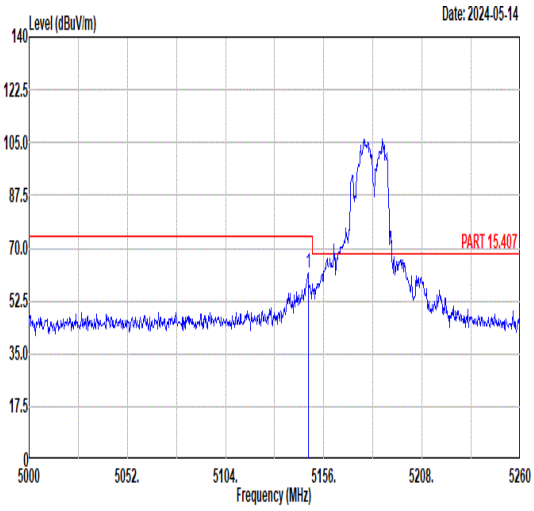 Freq Level Limit Line Margin Read Level Ant Factor Cable Loss Preamp Factor APos TPos Remark MHz dBuV/m dBuV/m dB dBuV dB/m dB dB cm deg 1 5147.68 61.97 74.00 -12.03 52.07 34.62 7.92 32.64 100 60 Peak	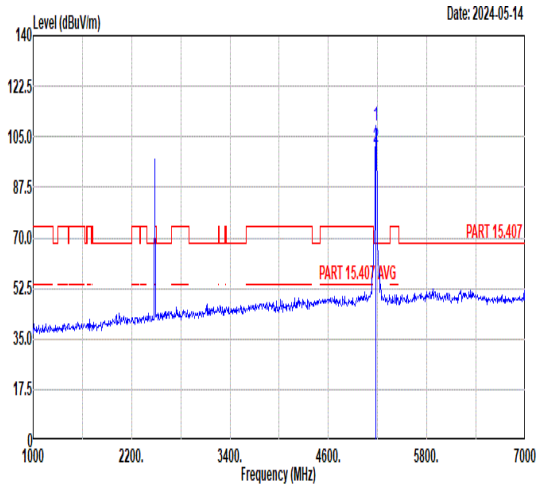 Freq Level Limit Line Margin Read Level Ant Factor Cable Loss Preamp Factor APos TPos Remark MHz dBuV/m dBuV/m dB dBuV dB/m dB dB cm deg 1 5180.00 108.85 ------ ------ 98.89 34.65 7.94 32.63 100 60 Peak 2 5180.00 101.22 ------ ------ 91.26 34.65 7.94 32.63 100 60 Average
Avg	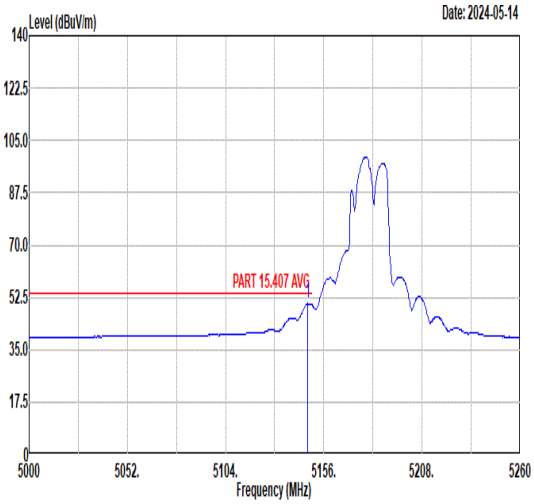 Freq Level Limit Line Margin Read Level Ant Factor Cable Loss Preamp Factor APos TPos Remark MHz dBuV/m dBuV/m dB dBuV dB/m dB dB cm deg 1 5147.42 50.46 54.00 -3.54 40.56 34.62 7.92 32.64 100 60 Average	Blank

Mode	53	
	Band Edge	
	U-NII-1_5.15-5.25_802.11ax HE20_CH36_Full RU_5180MHz +LTE Band 13 + Bluetooth BR_GFSK_CH78_2480MHz Co-location	
ANT	8/8+7	
Pol.	Vertical	Fundamental
Peak	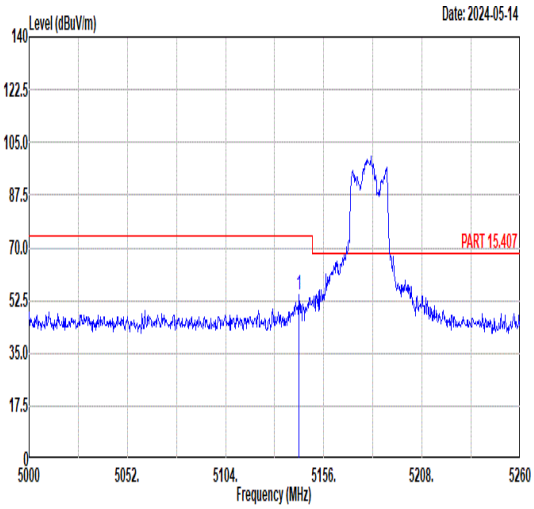 Freq Level Limit Line Margin Read Level Ant Factor Cable Loss Preamp Factor APos TPos Remark MHz dBuV/m dBuV/m dB dBuV dB/m dB dB cm deg 1 5143.00 54.17 74.00 -19.83 44.28 34.62 7.91 32.64 103 259 Peak	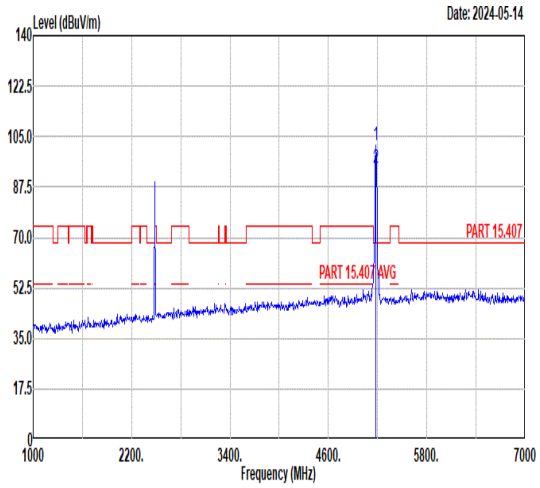 Freq Level Limit Line Margin Read Level Ant Factor Cable Loss Preamp Factor APos TPos Remark MHz dBuV/m dBuV/m dB dBuV dB/m dB dB cm deg 1 5180.00 101.79 ------ ------ 91.83 34.65 7.94 32.63 103 259 Peak 2 5180.00 94.21 ------ ------ 84.25 34.65 7.94 32.63 103 259 Average
Avg	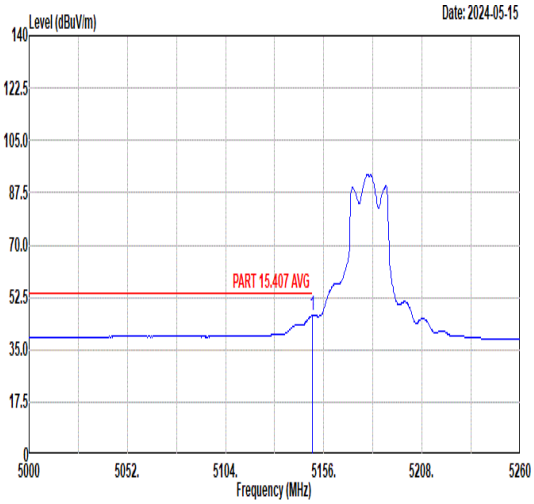 Freq Level Limit Line Margin Read Level Ant Factor Cable Loss Preamp Factor APos TPos Remark MHz dBuV/m dBuV/m dB dBuV dB/m dB dB cm deg 1 5150.00 46.46 54.00 -7.54 36.56 34.62 7.92 32.64 103 259 Average	Blank

Mode	53	
	Band Edge	
	U-NII-1_5.15-5.25_802.11ax HE20_CH36_Full RU_5180MHz +LTE Band 13 + Bluetooth BR_GFSK_CH78_2480MHz Co-location	
ANT	8/8+7	
Pol.	Horizontal	Fundamental
Peak	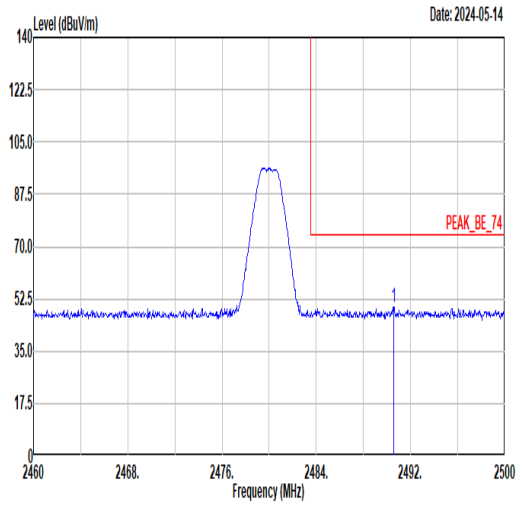 Freq Level Limit Line Margin Read Level Ant Factor Cable Loss Preamp Factor APos TPos Remark 1 2490.56 49.69 74.00 -24.31 47.39 30.88 4.93 33.51 378 304 Peak	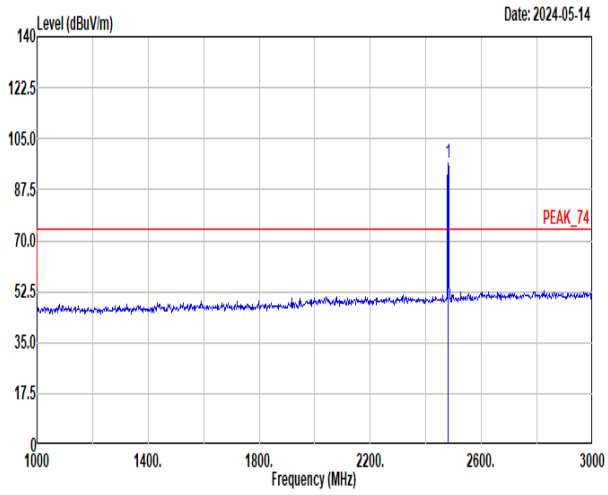 Freq Level Limit Line Margin Read Level Ant Factor Cable Loss Preamp Factor APos TPos Remark 1 2480.00 96.44 74.00 22.44 94.19 30.84 4.92 33.51 378 304 Peak
AVG	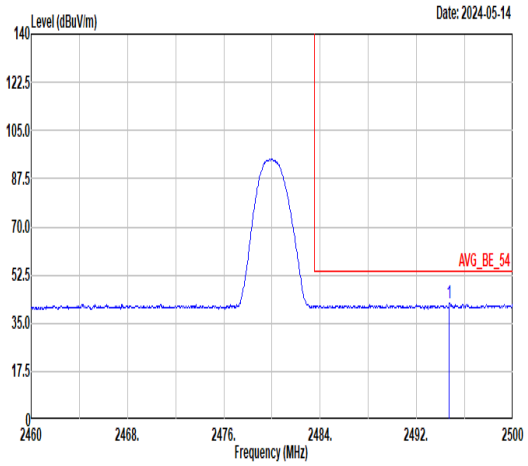 Freq Level Limit Line Margin Read Level Ant Factor Cable Loss Preamp Factor APos TPos Remark 1 2494.72 42.13 54.00 -11.87 39.81 30.89 4.94 33.51 378 304 Average	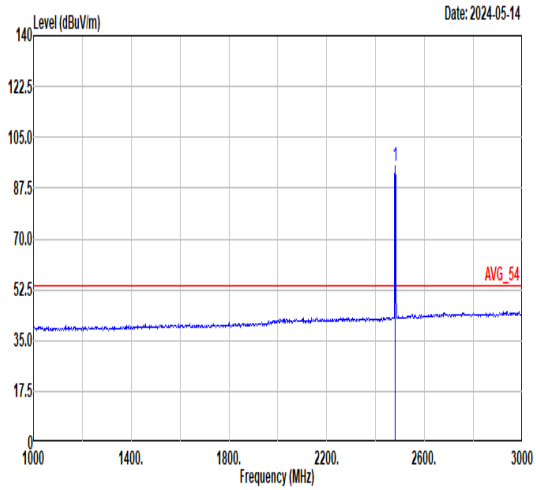 Freq Level Limit Line Margin Read Level Ant Factor Cable Loss Preamp Factor APos TPos Remark 1 2480.00 95.08 54.00 41.08 92.83 30.84 4.92 33.51 378 304 Average

Mode	53	
	Band Edge	
	U-NII-1_5.15-5.25_802.11ax HE20_CH36_Full RU_5180MHz +LTE Band 13 + Bluetooth BR_GFSK_CH78_2480MHz Co-location	
ANT	8/8+7	
Pol.	Vertical	Fundamental
Peak	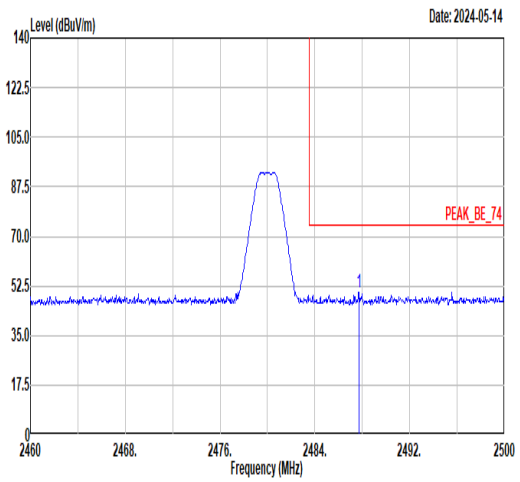 Freq Level Limit Line Margin Read Level Ant Factor Cable Loss Preamp Factor APos TPos Remark 1 2487.72 50.16 74.00 -23.84 47.87 30.87 4.93 33.51 356 128 Peak	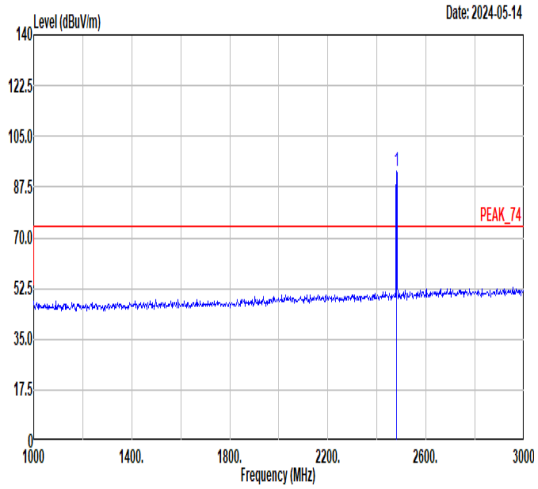 Freq Level Limit Line Margin Read Level Ant Factor Cable Loss Preamp Factor APos TPos Remark 1 2480.00 92.90 74.00 18.90 90.65 30.84 4.92 33.51 356 128 Peak
AVG	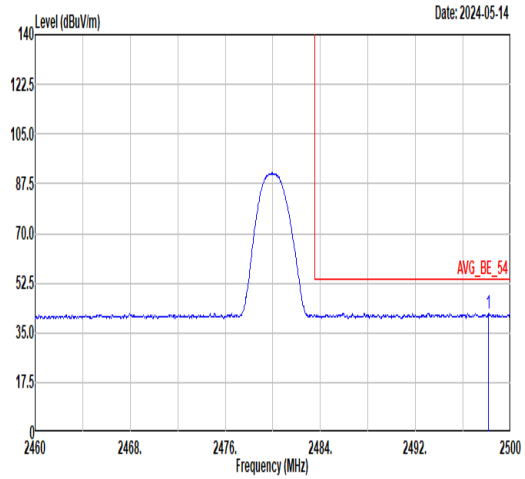 Freq Level Limit Line Margin Read Level Ant Factor Cable Loss Preamp Factor APos TPos Remark 1 2498.12 41.89 54.00 -12.11 39.54 30.91 4.94 33.50 356 128 Average	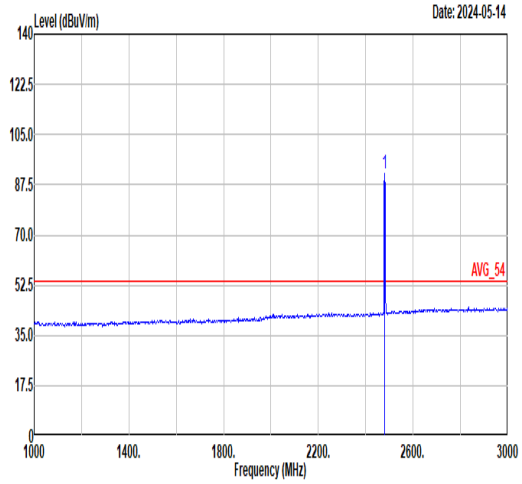 Freq Level Limit Line Margin Read Level Ant Factor Cable Loss Preamp Factor APos TPos Remark 1 2480.00 91.64 54.00 37.64 89.39 30.84 4.92 33.51 356 128 Average

Mode	53	
	Harmonic	
	U-NII-1_5.15-5.25_802.11ax HE20_CH36_Full RU_5180MHz +LTE Band 13 + Bluetooth BR_GFSK_CH78_2480MHz Co-location	
ANT	8+7	
Pol.	Horizontal	Vertical
Peak Avg	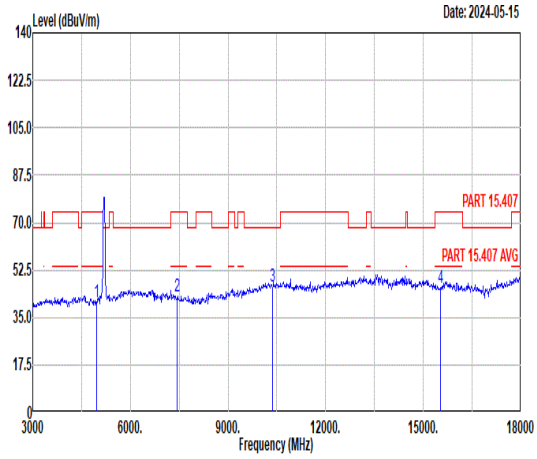 Freq Level Limit Line Margin Read Level Ant Factor Cable Loss Preamp Factor APos TPos Remark 1 4960.00 40.50 74.00 -33.50 55.82 34.45 7.81 57.58 -- -- Peak 2 7440.00 42.70 74.00 -31.30 57.08 35.41 9.19 58.98 -- -- Peak 3 10360.00 46.55 68.30 -21.75 57.49 37.33 10.73 59.00 -- -- Peak 4 15540.00 46.00 74.00 -28.00 53.29 38.93 12.72 58.94 -- -- Peak	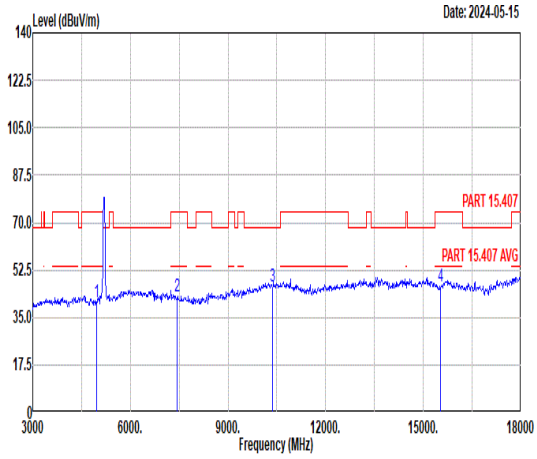 Freq Level Limit Line Margin Read Level Ant Factor Cable Loss Preamp Factor APos TPos Remark 1 4960.00 40.50 74.00 -33.50 55.82 34.45 7.81 57.58 -- -- Peak 2 7440.00 42.70 74.00 -31.30 57.08 35.41 9.19 58.98 -- -- Peak 3 10360.00 46.55 68.30 -21.75 57.49 37.33 10.73 59.00 -- -- Peak 4 15540.00 46.53 74.00 -27.47 53.82 38.93 12.72 58.94 -- -- Peak

Note: the highest signal over limit is co-location fundamental signal.

Mode	54	
	Band Edge	
	U-NII-1_5.15-5.25_802.11ax HE20_CH36_Full RU_5180MHz	
ANT	8+7	
Pol.	Horizontal	Fundamental
Peak	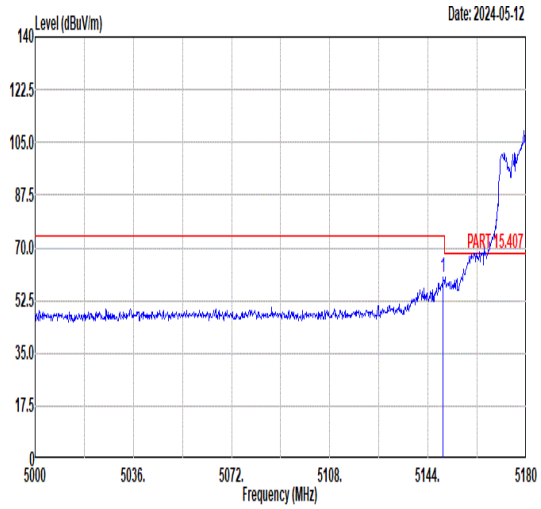 Freq Level Limit Line Margin Read Level Ant Factor Cable Loss Preamp Factor APos TPos Remark MHz dBuV/m dBuV/m dB dBuV dB/m dB dB cm deg 1 5149.58 60.39 74.00 -13.61 50.49 34.62 7.92 32.64 100 35 PEAK	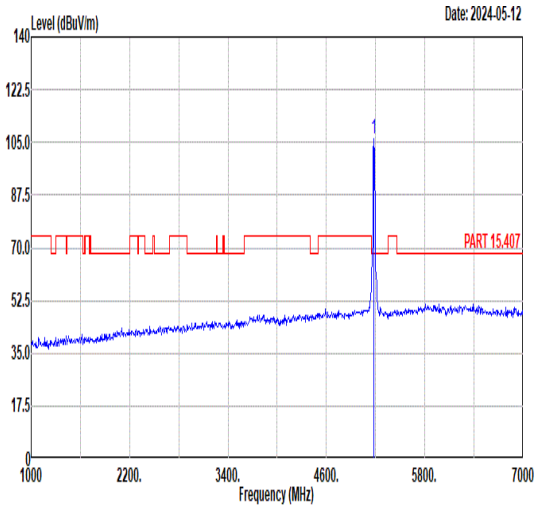 Freq Level Limit Line Margin Read Level Ant Factor Cable Loss Preamp Factor APos TPos Remark MHz dBuV/m dBuV/m dB dBuV dB/m dB dB cm deg 1 5180.00 105.99 ------ ------ 96.03 34.65 7.94 32.63 100 35 PEAK
Avg	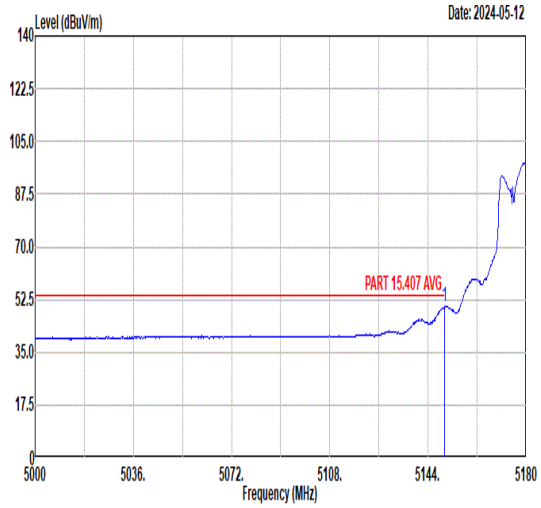 Freq Level Limit Line Margin Read Level Ant Factor Cable Loss Preamp Factor APos TPos Remark MHz dBuV/m dBuV/m dB dBuV dB/m dB dB cm deg 1 5149.94 49.98 54.00 -4.02 40.08 34.62 7.92 32.64 100 35 AVERAGE	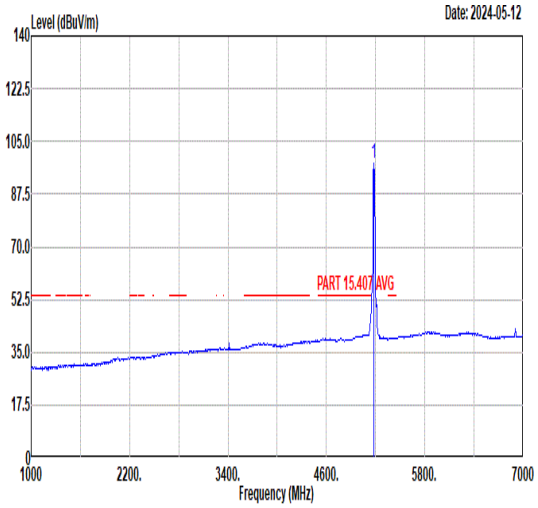 Freq Level Limit Line Margin Read Level Ant Factor Cable Loss Preamp Factor APos TPos Remark MHz dBuV/m dBuV/m dB dBuV dB/m dB dB cm deg 1 5180.00 97.84 ------ ------ 87.88 34.65 7.94 32.63 100 35 AVERAGE

Mode	54	
	Band Edge	
	U-NII-1_5.15-5.25_802.11ax HE20_CH36_Full RU_5180MHz	
ANT	8+7	
Pol.	Vertical	Fundamental
Peak	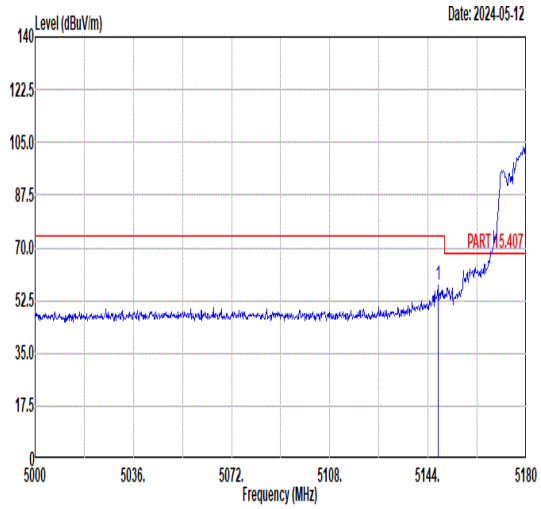 Freq Level Limit Line Margin Read Level Ant Factor Cable Loss Preamp Factor APos TPos Remark MHz dBuV/m dBuV/m dB dBuV dB/m dB dB cm deg 1 5147.60 57.42 74.00 -16.58 47.52 34.62 7.92 32.64 100 241 PEAK	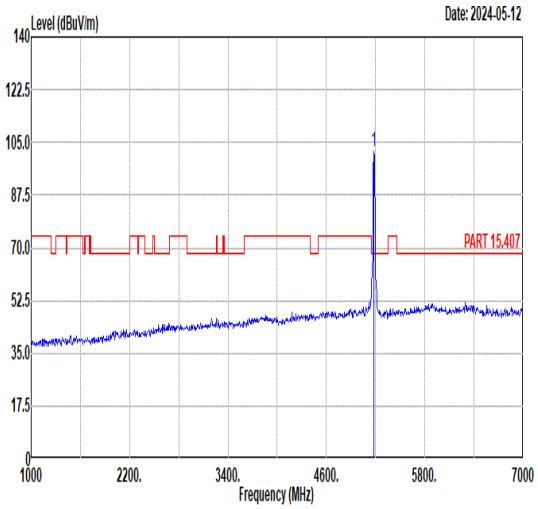 Freq Level Limit Line Margin Read Level Ant Factor Cable Loss Preamp Factor APos TPos Remark MHz dBuV/m dBuV/m dB dBuV dB/m dB dB cm deg 1 5180.00 101.88 ------ ------ 91.92 34.65 7.94 32.63 100 241 PEAK
Avg	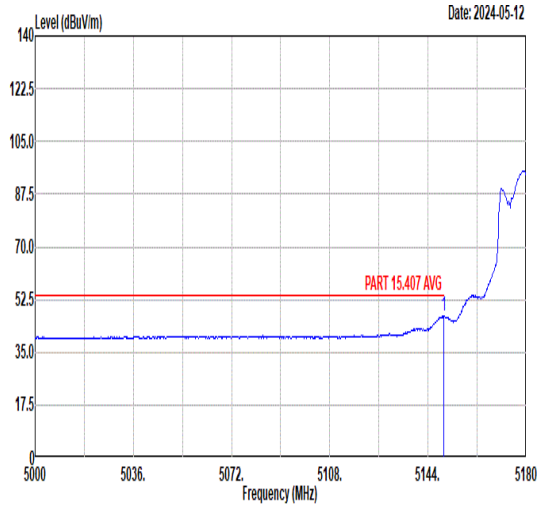 Freq Level Limit Line Margin Read Level Ant Factor Cable Loss Preamp Factor APos TPos Remark MHz dBuV/m dBuV/m dB dBuV dB/m dB dB cm deg 1 5149.76 47.14 54.00 -6.86 37.24 34.62 7.92 32.64 100 241 AVERAGE	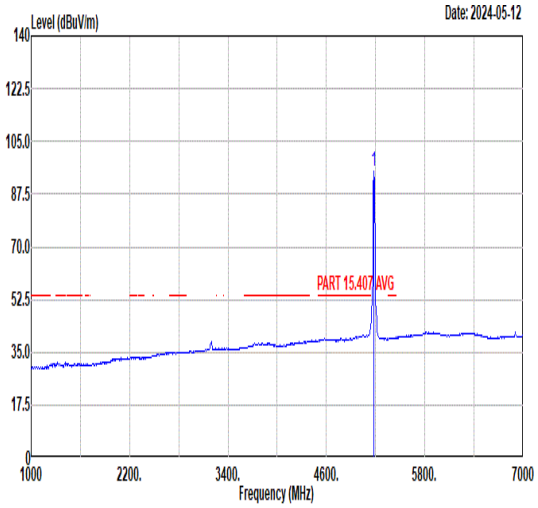 Freq Level Limit Line Margin Read Level Ant Factor Cable Loss Preamp Factor APos TPos Remark MHz dBuV/m dBuV/m dB dBuV dB/m dB dB cm deg 1 5180.00 95.17 ------ ------ 85.22 34.64 7.94 32.63 100 241 AVERAGE

Mode	54	
	Harmonic	
	U-NII-1_5.15-5.25_802.11ax HE20_CH36_Full RU_5180MHz	
ANT	8+7	
Pol.	Horizontal	Vertical
Peak Avg	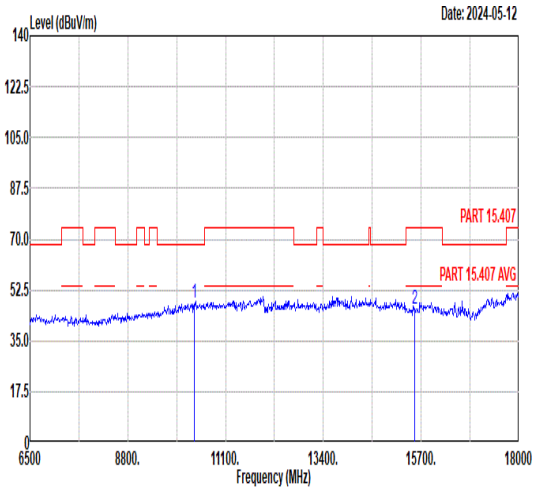 Freq Level Limit Line Margin Read Level Ant Factor Cable Loss Preamp Factor APos TPos Remark MHz dBuV/m dBuV/m dB dBuV dB/m dB dB cm deg 1 10360.00 48.08 68.30 -20.22 59.02 37.33 10.73 59.00 -- -- Peak 2 15540.00 46.04 74.00 -27.96 53.33 38.93 12.72 58.94 -- -- Peak	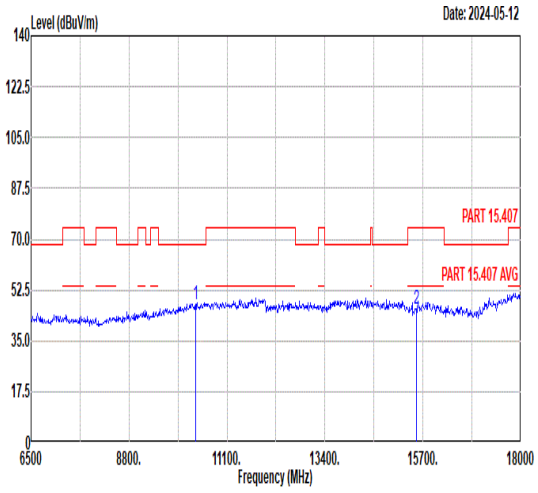 Freq Level Limit Line Margin Read Level Ant Factor Cable Loss Preamp Factor APos TPos Remark MHz dBuV/m dBuV/m dB dBuV dB/m dB dB cm deg 1 10360.00 47.31 68.30 -20.99 58.25 37.33 10.73 59.00 -- -- Peak 2 15540.00 45.82 74.00 -28.18 53.11 38.93 12.72 58.94 -- -- Peak

Mode	55	
	Band Edge - L	
	U-NII-3_5.725-5.85_802.11ax HE40_CH159_Full RU_5795MHz	
ANT	8+7	
Pol.	Horizontal	Fundamental
Peak	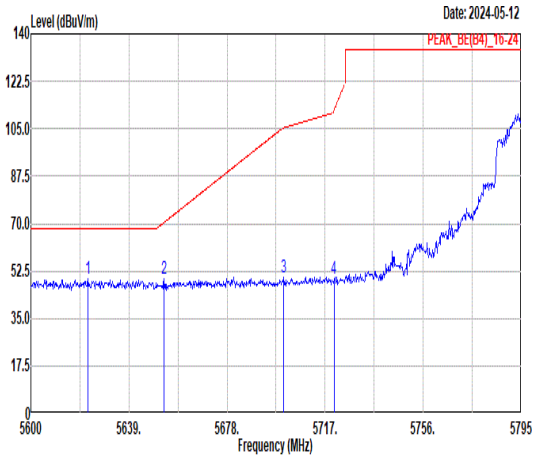 Freq Level Limit Line Margin Read Level Ant Factor Cable Loss Preamp Factor APos TPos Remark MHz dBuV/m dBuV/m dB dBuV dB/m dB dB cm deg 1 5622.82 49.53 68.30 -18.77 38.76 34.97 8.30 32.50 100 304 PEAK 2 5652.85 49.47 70.41 -20.94 38.57 34.99 8.41 32.50 100 304 PEAK 3 5700.62 50.18 105.37 -55.19 39.08 35.02 8.58 32.50 100 304 PEAK 4 5720.51 49.57 111.96 -62.39 38.38 35.03 8.66 32.50 100 304 PEAK	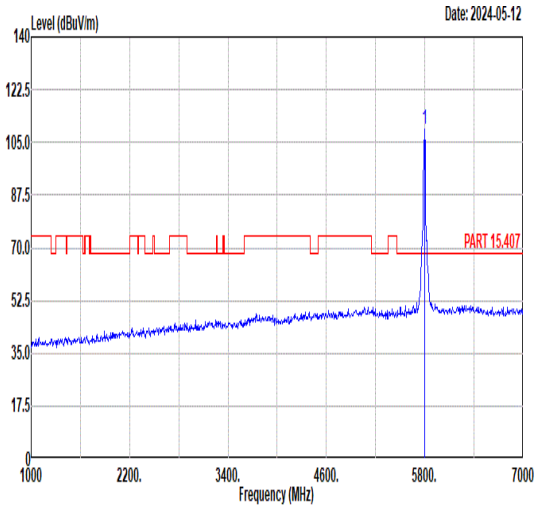 Freq Level Limit Line Margin Read Level Ant Factor Cable Loss Preamp Factor APos TPos Remark MHz dBuV/m dBuV/m dB dBuV dB/m dB dB cm deg 1 5795.00 109.22 ------ ------ 97.71 35.08 8.93 32.50 100 304 PEAK
Avg	Blank	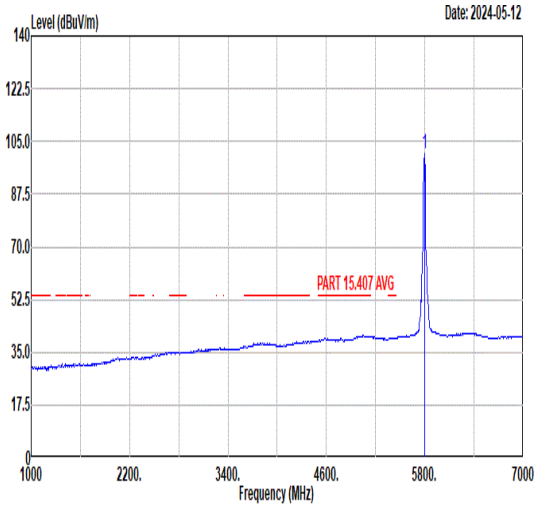 Freq Level Limit Line Margin Read Level Ant Factor Cable Loss Preamp Factor APos TPos Remark MHz dBuV/m dBuV/m dB dBuV dB/m dB dB cm deg 1 5795.00 100.99 ------ ------ 89.48 35.08 8.93 32.50 100 304 AVERAGE

Mode	55	
	Band Edge - R	
	U-NII-3_5.725-5.85_802.11ax HE40_CH159_Full RU_5795MHz	
ANT	8+7	
Pol.	Horizontal	Fundamental
Peak	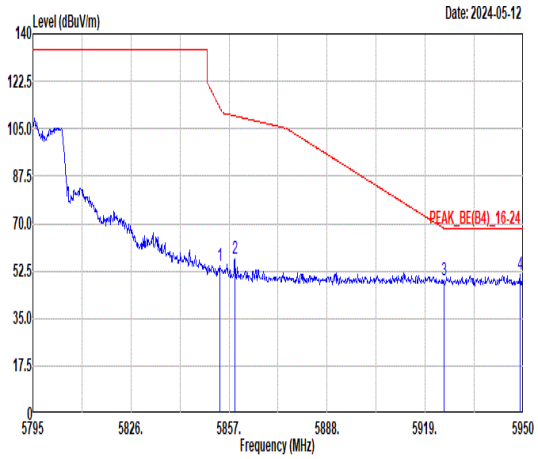 Freq Level Limit Line Margin Read Level Ant Factor Cable Loss Preamp Factor APos TPos Remark MHz dBuV/m dBuV/m dB dBuV dB/m dB dB cm deg 1 5854.21 54.57 112.60 -58.03 43.09 35.11 8.87 32.50 100 304 PEAK 2 5858.86 57.32 109.72 -52.40 45.83 35.12 8.87 32.50 100 304 PEAK 3 5924.89 48.92 68.28 -19.36 37.47 35.16 8.79 32.50 100 304 PEAK 4 5948.92 51.02 68.30 -17.28 39.59 35.17 8.76 32.50 100 304 PEAK	Blank

Mode	55
	Band Edge - L
	U-NII-3_5.725-5.85_802.11ax HE40_CH159_Full RU_5795MHz
ANT	8+7

Pol.	Vertical	Fundamental
Peak	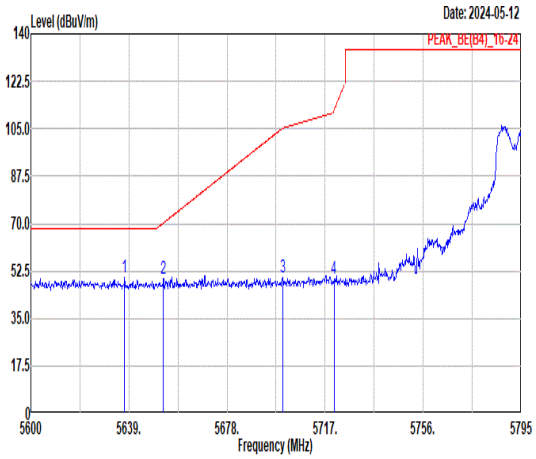 Freq Level Limit Line Margin Read Level Ant Factor Cable Loss Preamp Factor APos TPos Remark MHz dBuV/m dBuV/m dB dBuV dB/m dB dB cm deg 1 5637.25 49.98 68.30 -18.32 39.15 34.98 8.35 32.50 100 81 PEAK 2 5652.65 49.92 70.26 -20.34 39.02 34.99 8.41 32.50 100 81 PEAK 3 5700.04 50.18 105.21 -55.03 39.08 35.02 8.58 32.50 100 81 PEAK 4 5720.51 49.42 111.96 -62.54 38.23 35.03 8.66 32.50 100 81 PEAK	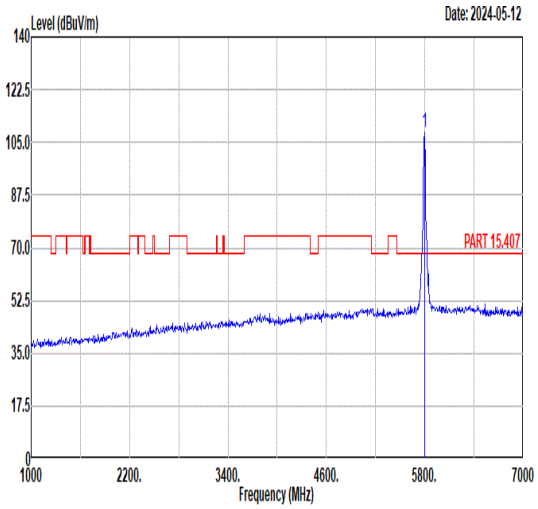 Freq Level Limit Line Margin Read Level Ant Factor Cable Loss Preamp Factor APos TPos Remark MHz dBuV/m dBuV/m dB dBuV dB/m dB dB cm deg 1 5795.00 108.25 ------ ------ 96.74 35.08 8.93 32.50 100 81 PEAK
Avg	Blank	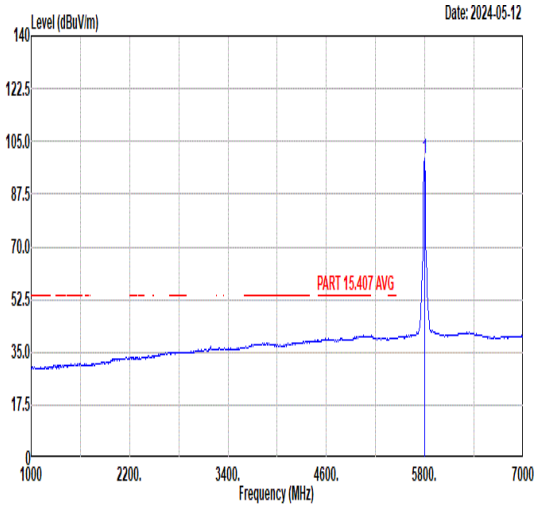 Freq Level Limit Line Margin Read Level Ant Factor Cable Loss Preamp Factor APos TPos Remark MHz dBuV/m dBuV/m dB dBuV dB/m dB dB cm deg 1 5795.00 99.36 ------ ------ 87.85 35.08 8.93 32.50 100 81 AVERAGE

Mode	55	
	Band Edge - R	
	U-NII-3_5.725-5.85_802.11ax HE40_CH159_Full RU_5795MHz	
ANT	8+7	
Pol.	Vertical	Fundamental
Peak	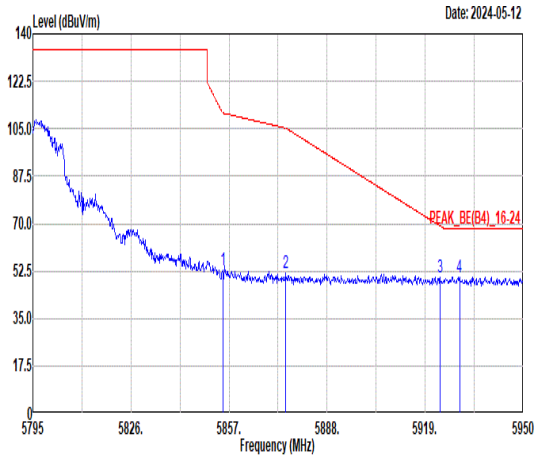 Freq Level Limit Line Margin Read Level Ant Factor Cable Loss Preamp Factor APos TPos Remark MHz dBuV/m dBuV/m dB dBuV dB/m dB dB cm deg 1 5854.99 52.57 110.83 -58.26 41.09 35.11 8.87 32.50 100 81 PEAK 2 5874.83 51.88 105.25 -53.37 40.40 35.13 8.85 32.50 100 81 PEAK 3 5923.65 50.31 69.19 -18.88 38.87 35.15 8.79 32.50 100 81 PEAK 4 5929.85 50.34 68.30 -17.96 38.90 35.16 8.78 32.50 100 81 PEAK	Blank

Mode	55	
	Harmonic	
	U-NII-3_5.725-5.85_802.11ax HE40_CH159_Full RU_5795MHz	
ANT	8+7	
Pol.	Horizontal	Vertical
Peak Avg	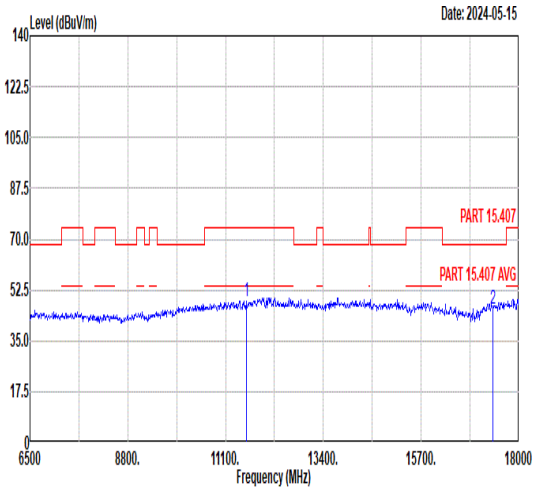 Freq Level Limit Line Margin Read Level Ant Factor Cable Loss Preamp Factor APos TPos Remark MHz dBuV/m dBuV/m dB dBuV dB/m dB dB cm deg 1 11590.00 48.41 74.00 -25.59 56.69 37.87 11.50 57.65 -- -- Peak 2 17385.00 45.98 68.30 -22.32 50.02 40.51 13.21 57.76 -- -- Peak	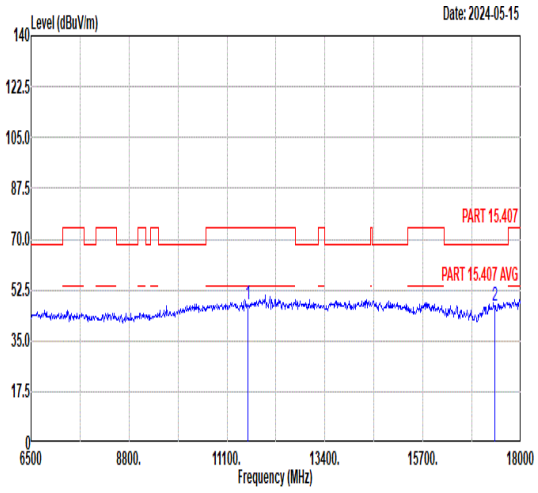 Freq Level Limit Line Margin Read Level Ant Factor Cable Loss Preamp Factor APos TPos Remark MHz dBuV/m dBuV/m dB dBuV dB/m dB dB cm deg 1 11590.00 47.44 74.00 -26.56 55.72 37.87 11.50 57.65 -- -- Peak 2 17385.00 47.15 68.30 -21.15 51.19 40.51 13.21 57.76 -- -- Peak

Appendix D. Duty Cycle Plots

Band	Duty Cycle(%)	T(ms)	1/T(kHz)	VBW Setting
802.11a	99.32	-	-	10Hz
802.11ax HE20	100	-	-	10Hz
802.11ax HE40	100	-	-	10Hz
802.11ax HE80	100	-	-	10Hz
802.11ax HE160	100	-	-	10Hz

802.11a

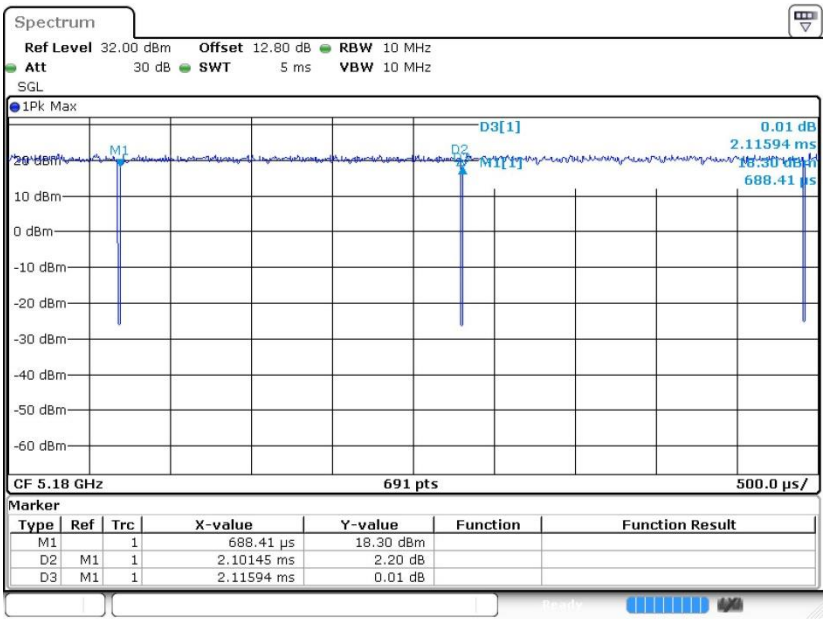

Date: 19.APR.2024 17:36:16

802.11ax HE20

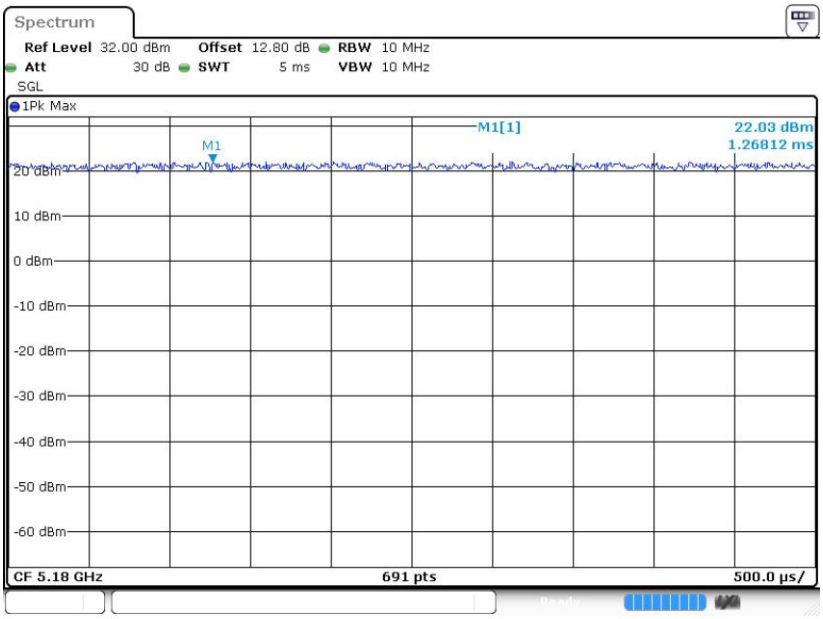

Date: 19.APR.2024 19:24:24

802.11ax HE40

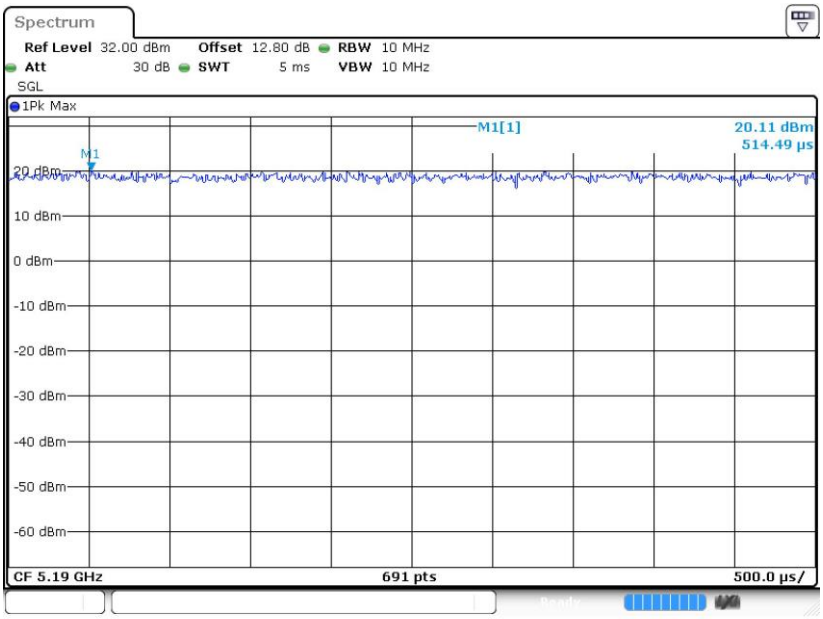

Date: 19.APR.2024 19:40:07

802.11ax HE80

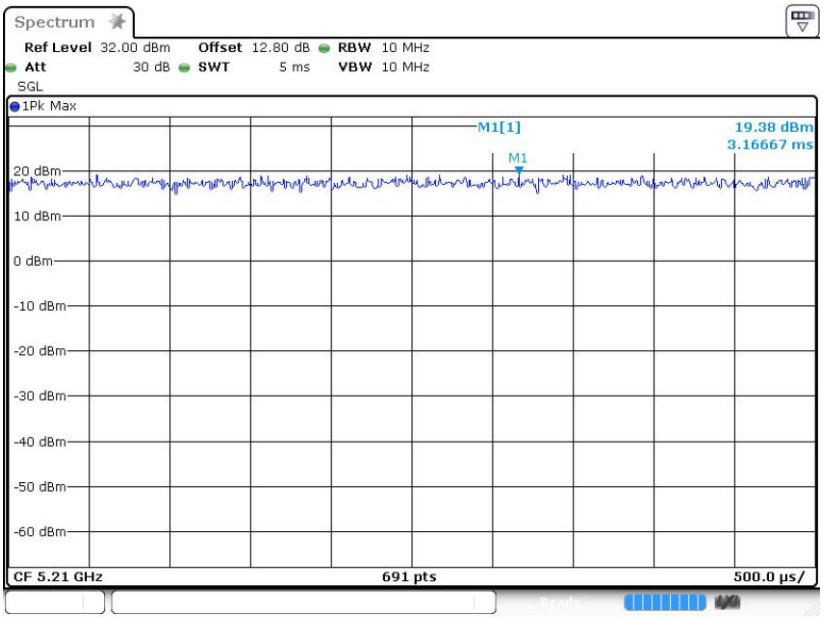

Date: 19.APR.2024 19:50:52

802.11ax HE160

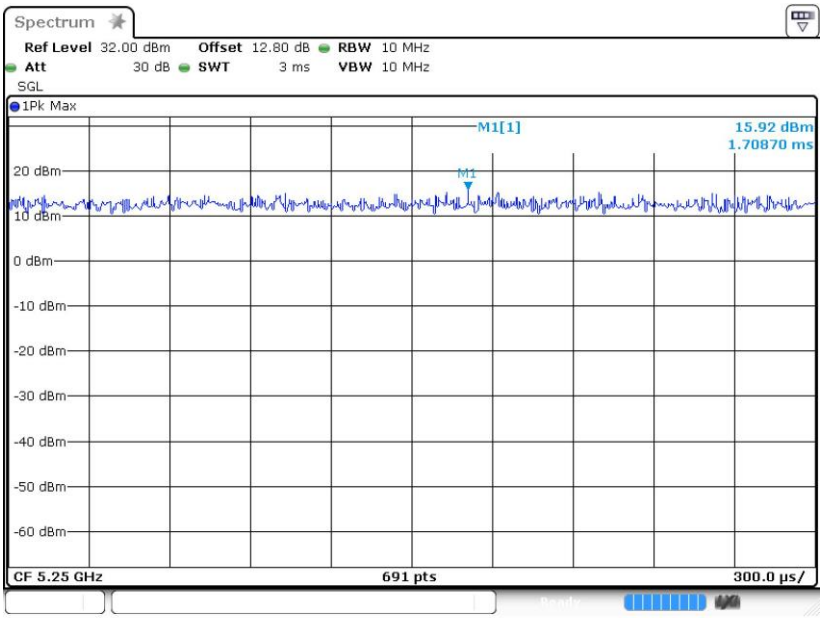

Date: 19.APR.2024 19:56:21