11AC80SISO_5210

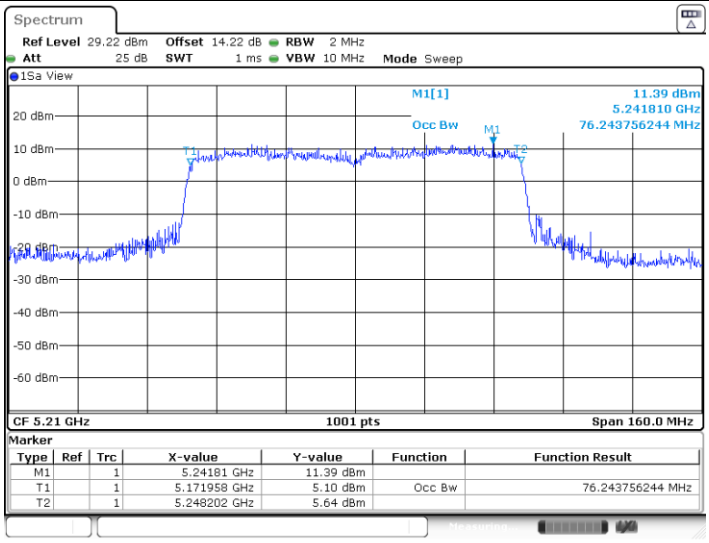

11AC80SISO_5290

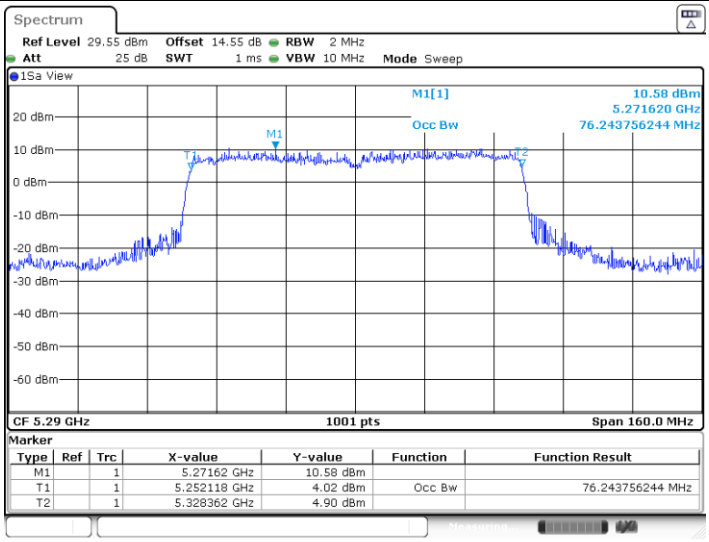

11AC80SISO_5530

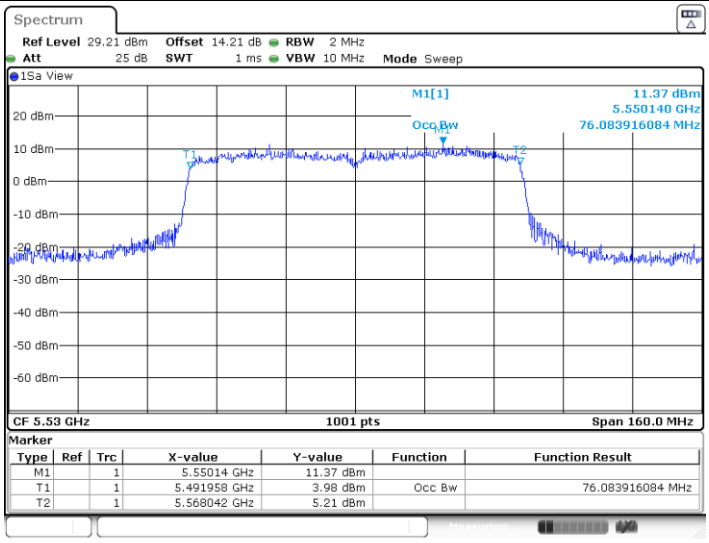

11AC80SISO_5610

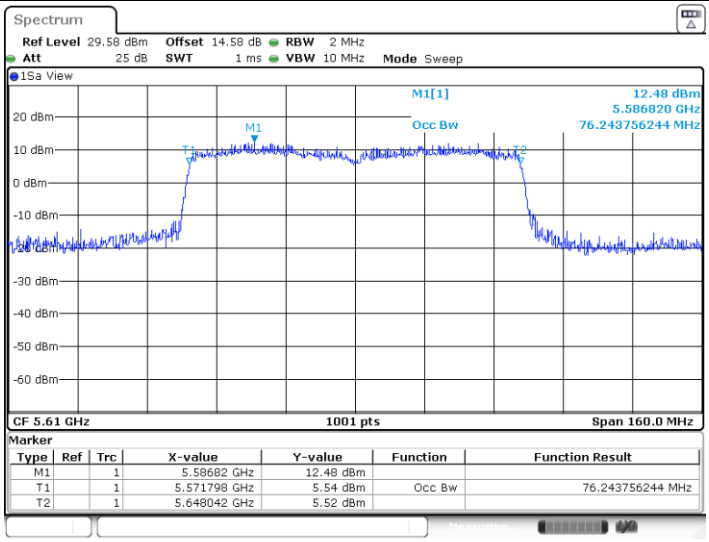

11AC80SISO_5690

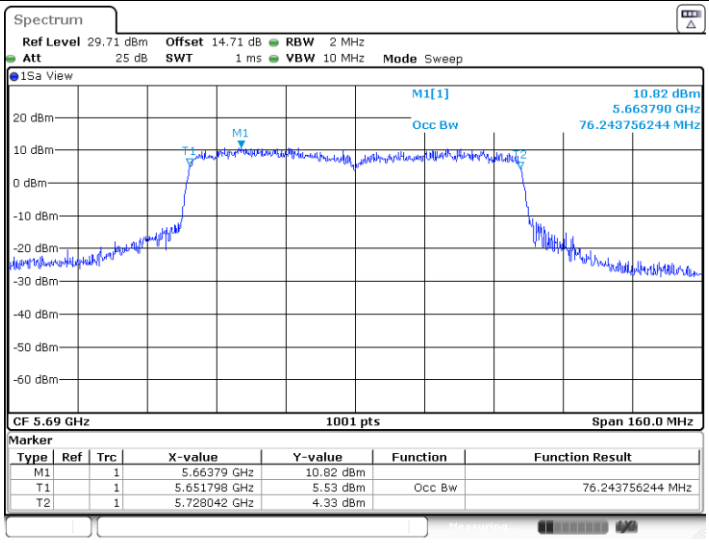

11AC80SISO_5775

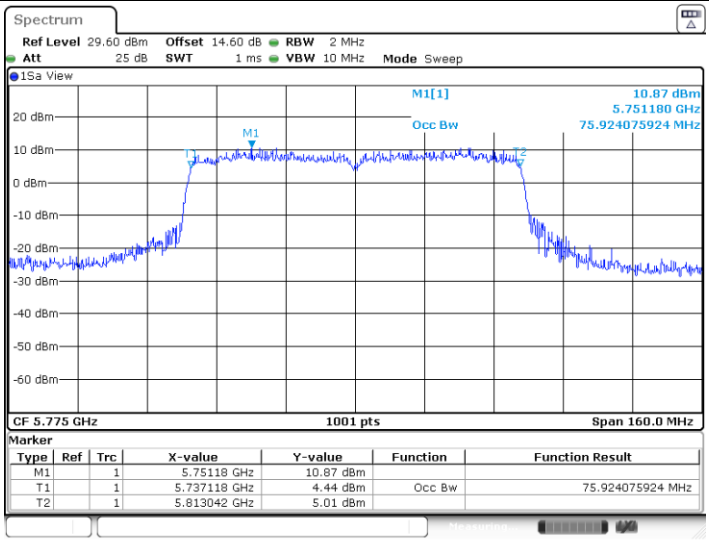

Min emission bandwidth

Test Result

TestMode	Antenna	Freq(MHz)	6dB EBW [MHz]	FL[MHz]	FH[MHz]	Limit[MHz]	Verdict
11A	Ant6	5745	16.32	5736.84	5753.16	0.5	PASS
		5785	16.32	5776.84	5793.16	0.5	PASS
		5825	16.32	5816.84	5833.16	0.5	PASS
11AC20SISO	Ant6	5745	17.40	5736.24	5753.64	0.5	PASS
		5785	17.24	5776.36	5793.60	0.5	PASS
		5825	17.24	5816.40	5833.64	0.5	PASS
11AC40SISO	Ant6	5755	36.48	5736.76	5773.24	0.5	PASS
		5795	36.40	5776.84	5813.24	0.5	PASS
11AC80SISO	Ant6	5775	75.52	5737.24	5812.76	0.5	PASS

Test Graphs

11A_5745

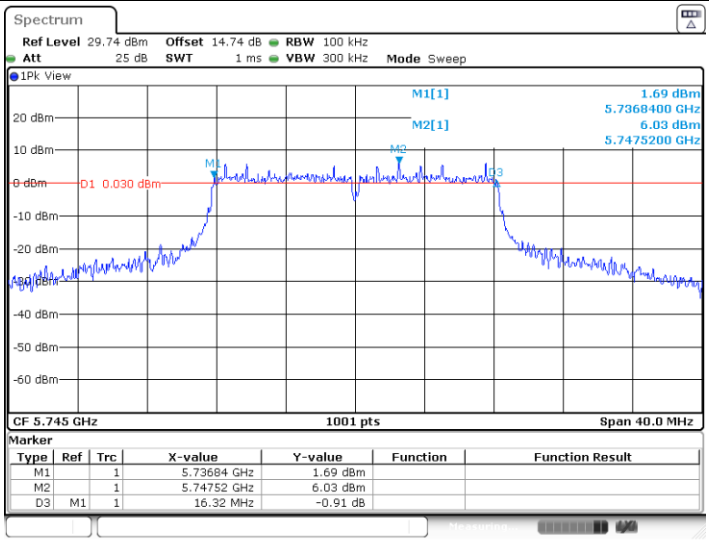

11A_5785

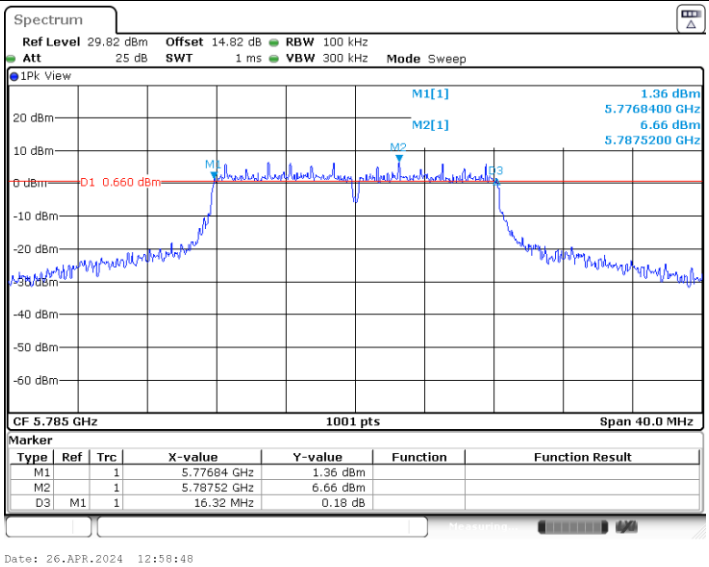

11A_5825

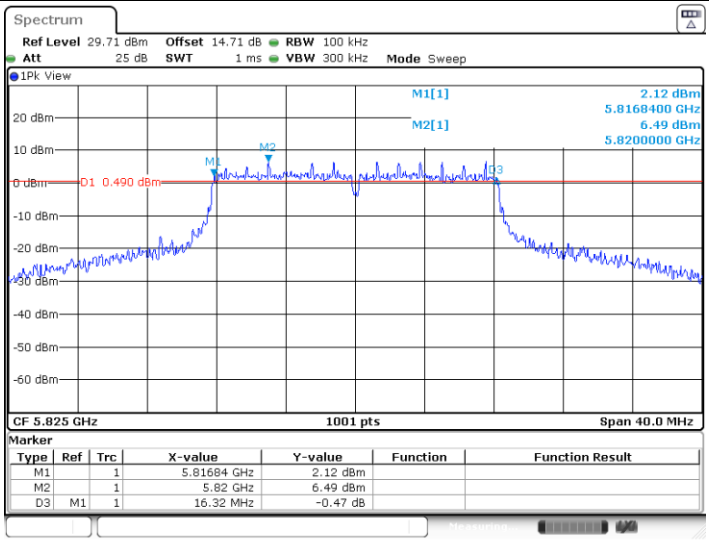

11AC20SISO_5745

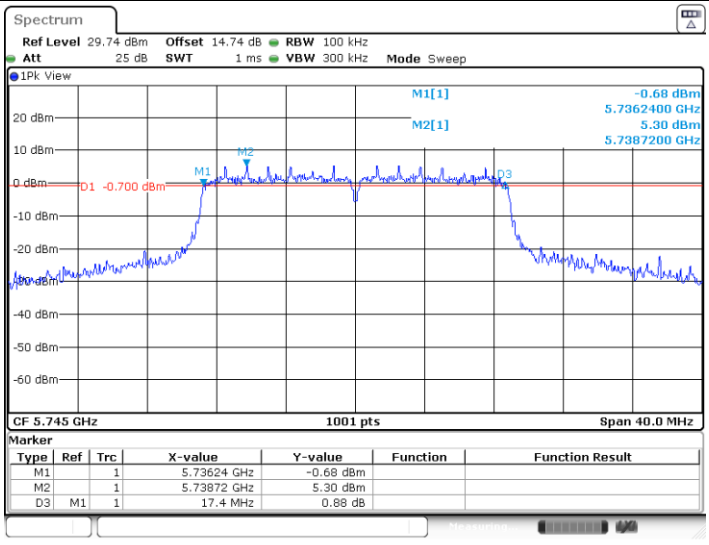

11AC20SISO_5785

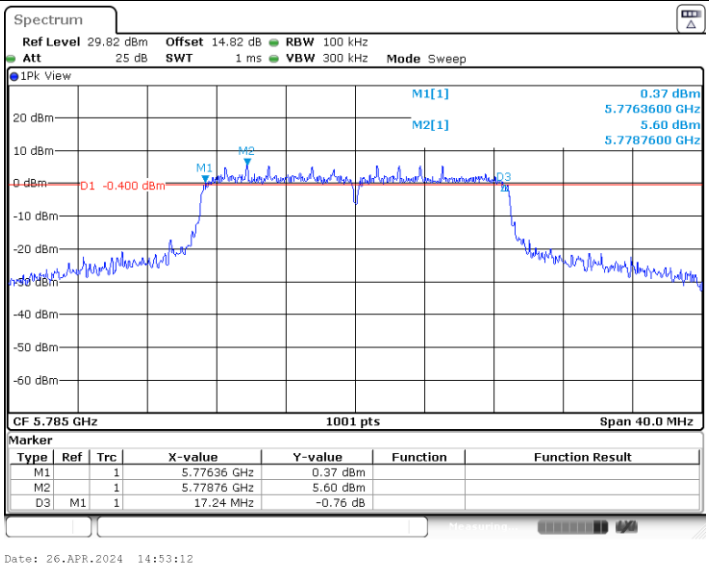

11AC20SISO_5825

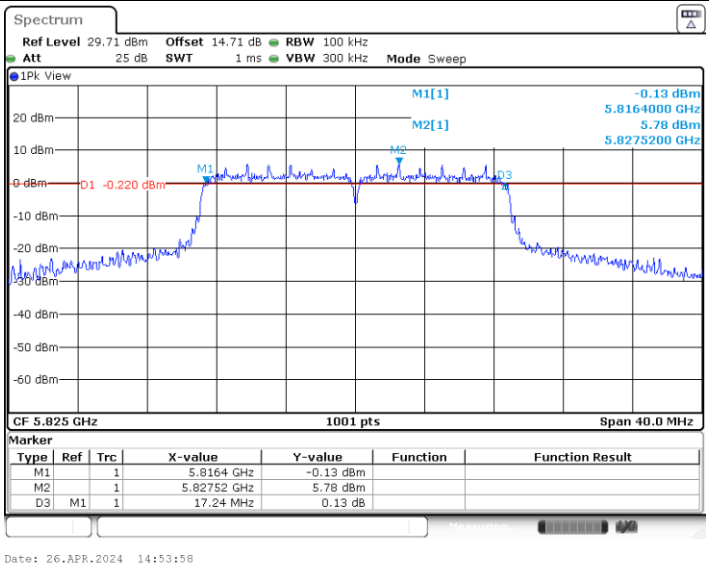

11AC40SISO_5755

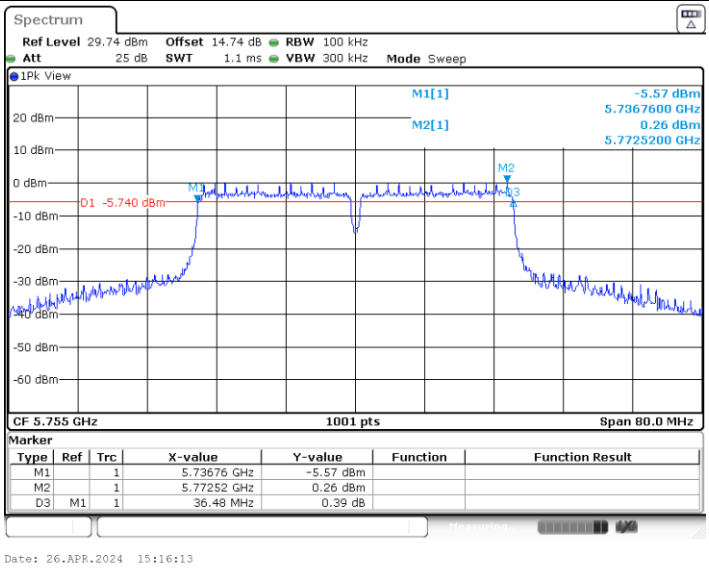

11AC40SISO_5795

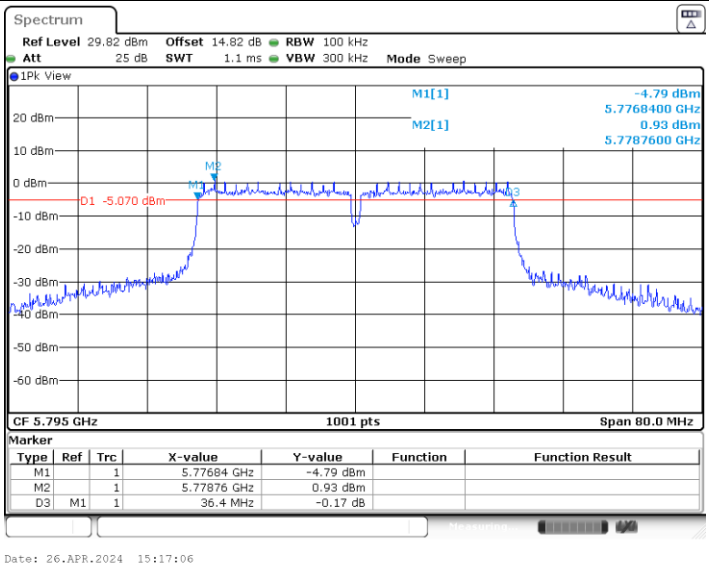

11AC80SISO_5775

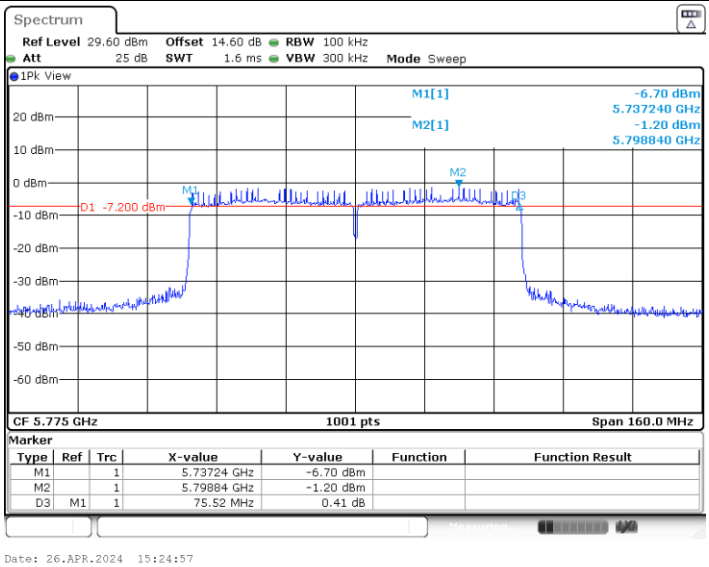

Maximum power spectral density

Test Result

TestMode	Antenna	Freq(MHz)	Result [dBm/MHz]	Limit[dBm/MHz]	Verdict
11A	Ant6	5180	4.53	≤11.00	PASS
		5220	5.96	≤11.00	PASS
		5240	5.57	≤11.00	PASS
		5260	6.44	≤11.00	PASS
		5300	6.53	≤11.00	PASS
		5320	5.79	≤11.00	PASS
		5500	5.27	≤11.00	PASS
		5580	6.04	≤11.00	PASS
		5680	6.2	≤11.00	PASS
		5700	0.84	≤11.00	PASS
		5720_UNII-2C	5.38	≤11.00	PASS
		5720_UNII-3	2.49	≤30.00	PASS
		5745	3.26	≤30.00	PASS
		5785	3.54	≤30.00	PASS
		5825	3.52	≤30.00	PASS
11AC20SISO	Ant6	5180	3.63	≤11.00	PASS
		5220	4.99	≤11.00	PASS
		5240	4.64	≤11.00	PASS
		5260	5.46	≤11.00	PASS
		5300	5.25	≤11.00	PASS
		5320	4.6	≤11.00	PASS
		5500	4.29	≤11.00	PASS
		5580	5.24	≤11.00	PASS
		5680	5.43	≤11.00	PASS
		5700	-0.22	≤11.00	PASS
		5720_UNII-2C	4.86	≤11.00	PASS
		5720_UNII-3	1.68	≤30.00	PASS
		5745	2.71	≤30.00	PASS
		5785	2.75	≤30.00	PASS
		5825	2.82	≤30.00	PASS
11AC40SISO	Ant6	5190	-2.35	≤11.00	PASS
		5230	0.75	≤11.00	PASS
		5270	0.53	≤11.00	PASS
		5310	-0.27	≤11.00	PASS
		5510	0.4	≤11.00	PASS
		5550	0.52	≤11.00	PASS
		5670	0.43	≤11.00	PASS
		5710_UNII-2C	0.63	≤11.00	PASS
		5710_UNII-3	-1.9	≤30.00	PASS
		5755	-2.4	≤30.00	PASS
		5795	-2.04	≤30.00	PASS

TestMode	Antenna	Freq(MHz)	Result [dBm/MHz]	Limit[dBm/MHz]	Verdict
11AC80SISO	Ant6	5210	-4.17	≤11.00	PASS
		5290	-2.28	≤11.00	PASS
		5530	-2.71	≤11.00	PASS
		5610	-1.97	≤11.00	PASS
		5690_UNII-2C	-2.59	≤11.00	PASS
		5690_UNII-3	-6	≤30.00	PASS
		5775	-5.18	≤30.00	PASS

Note: 1. The Result and Limit Unit is dBm/500 kHz in the band 5.725–5.85 GHz.

2. The Duty Cycle Factor is compensated in the graph.

Test Graphs

11A_Ant6_5180

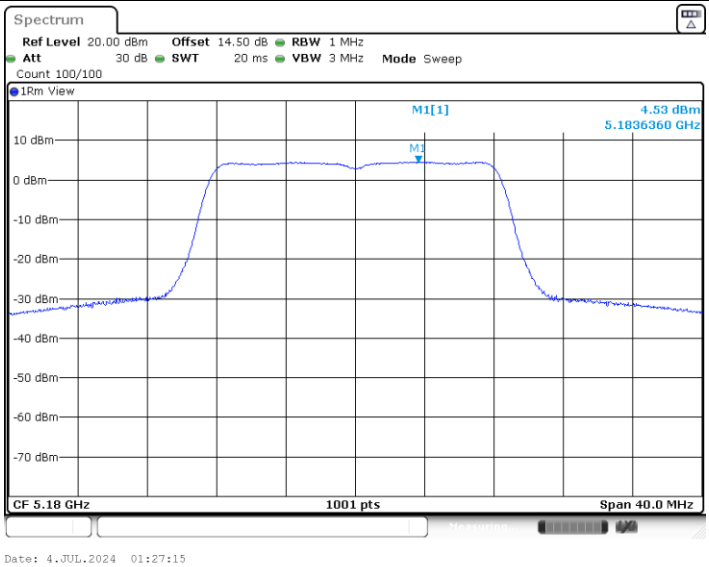

11A_Ant6_5220

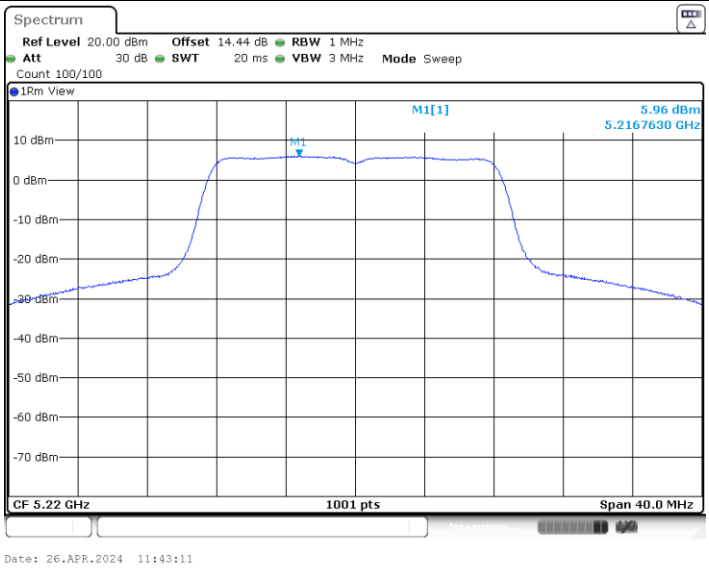

11A_Ant6_5240

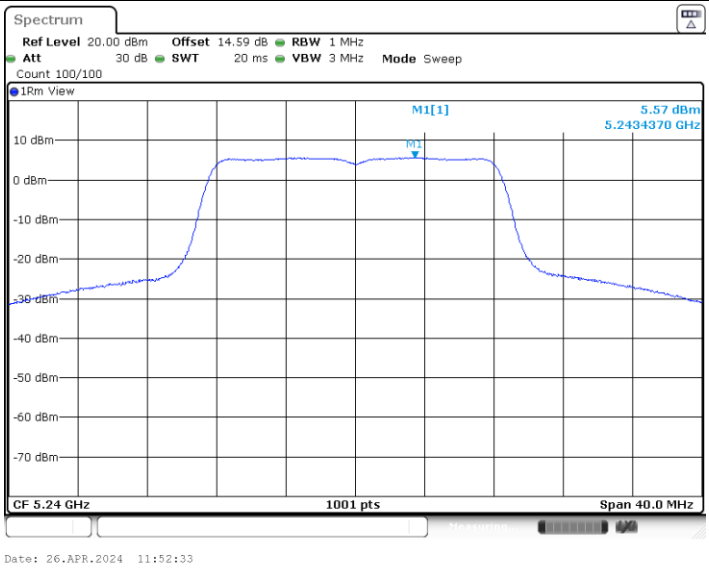

11A_Ant6_5260

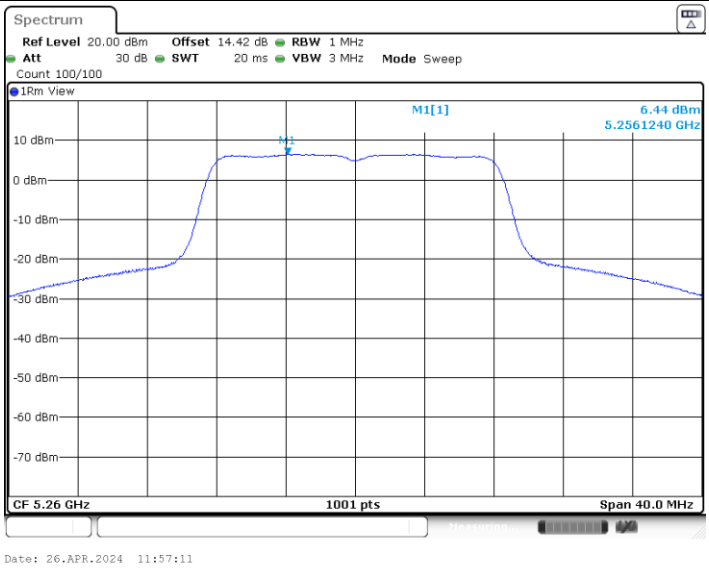

11A_Ant6_5300

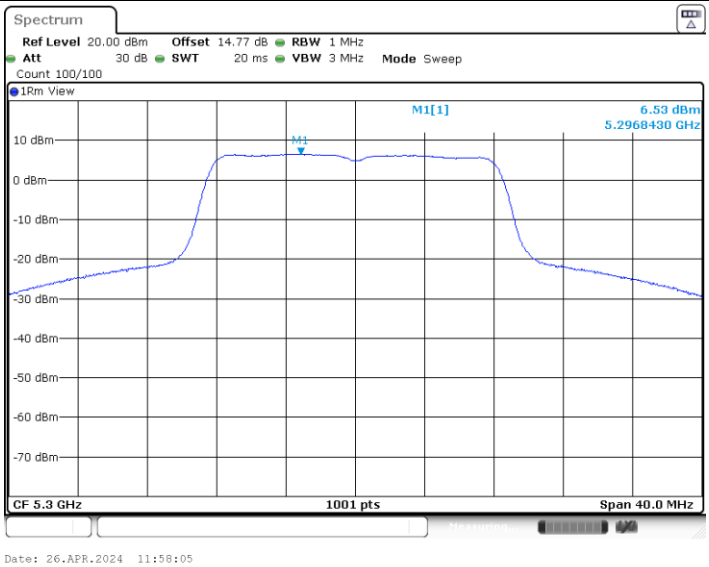

11A_Ant6_5320

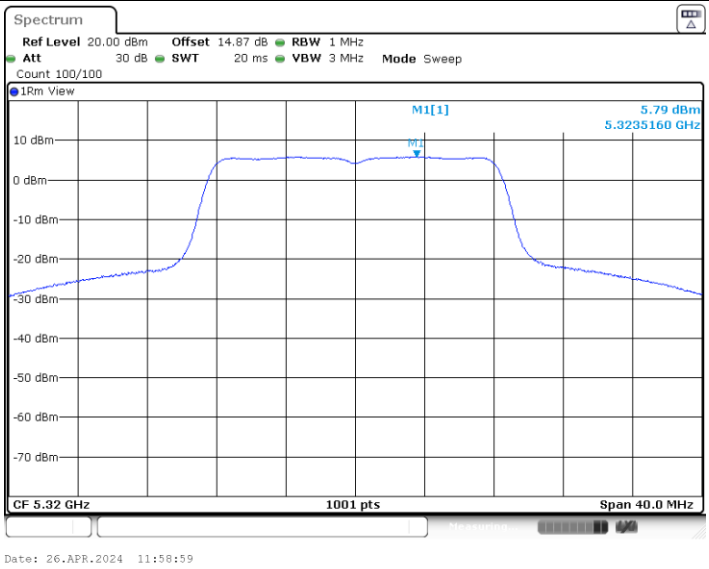

11A_Ant6_5500

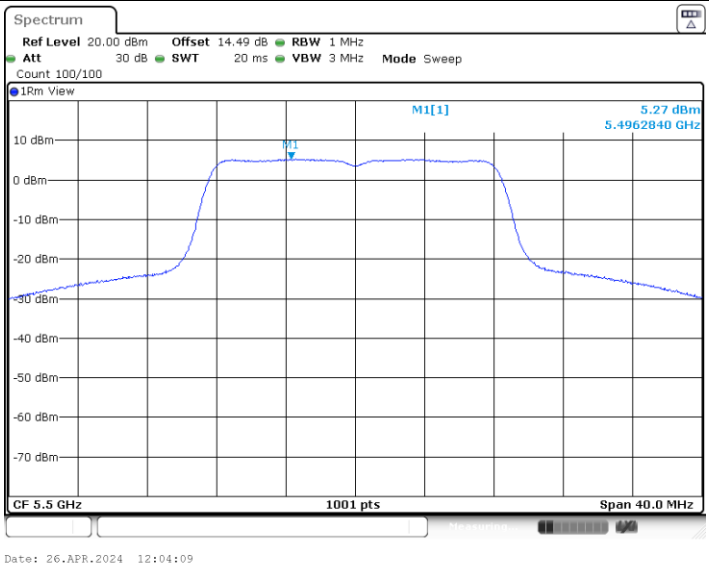

11A_Ant6_5580

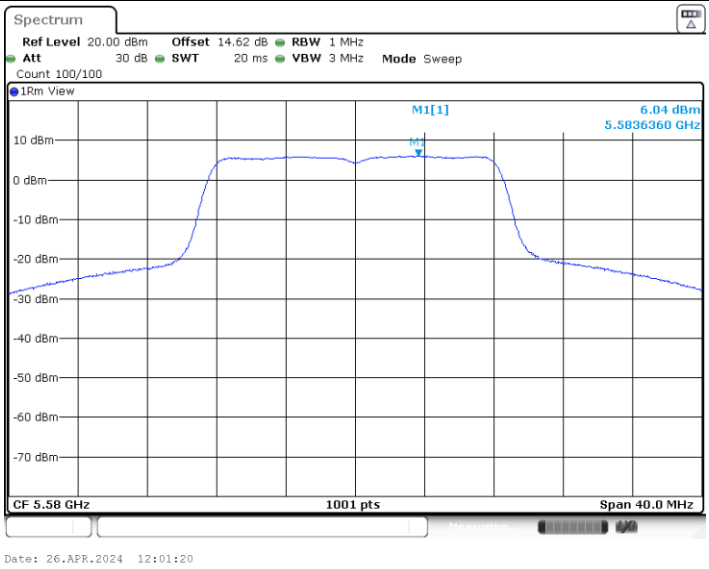

11A_Ant6_5680

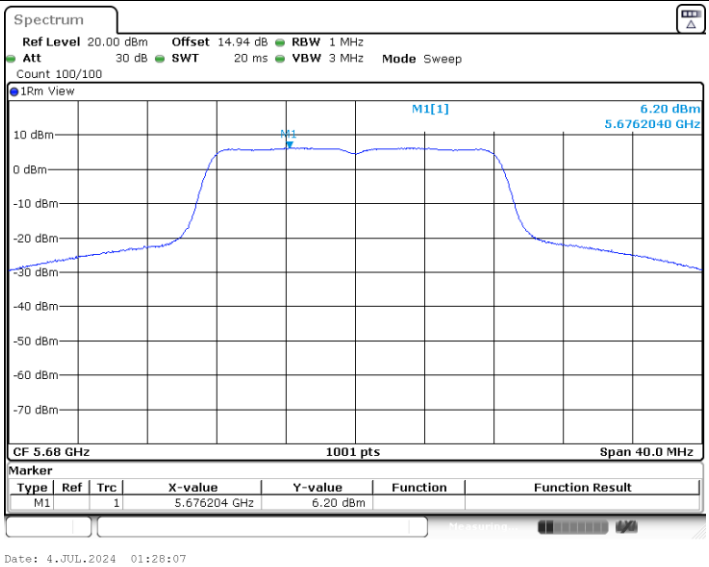

11A_Ant6_5700

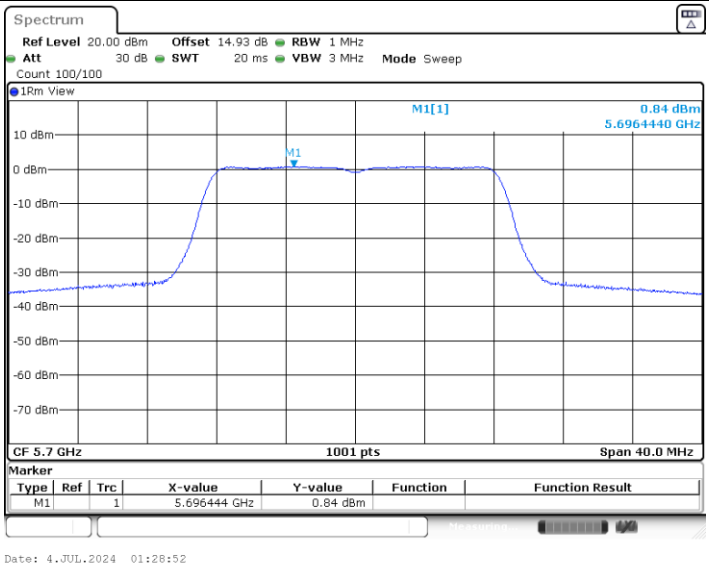

11A_Ant6_5720_UNII-2C

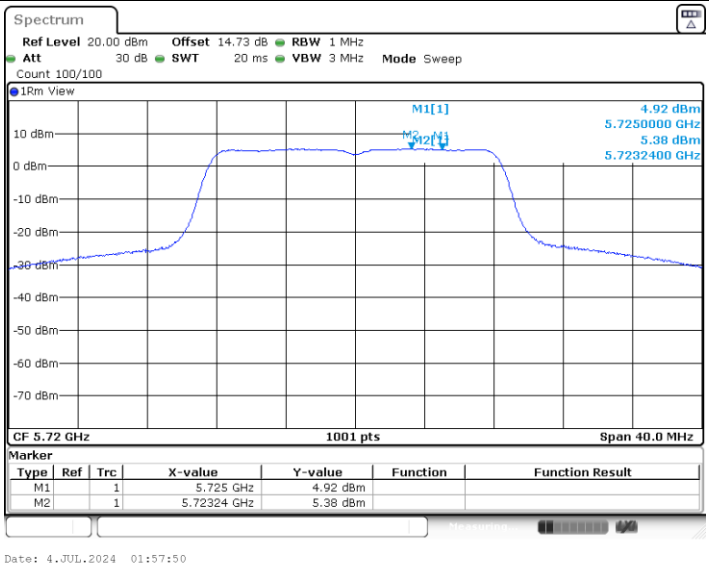

11A_Ant6_5720_UNII-3

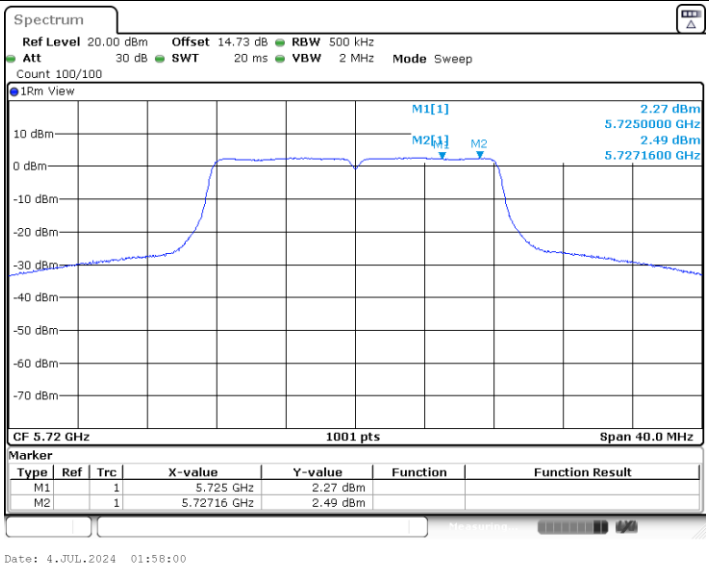

11A_Ant6_5745

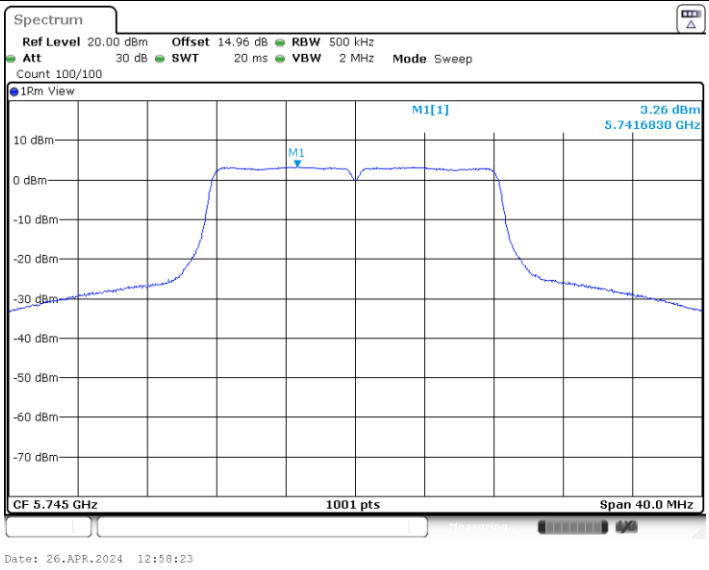

11A_Ant6_5785

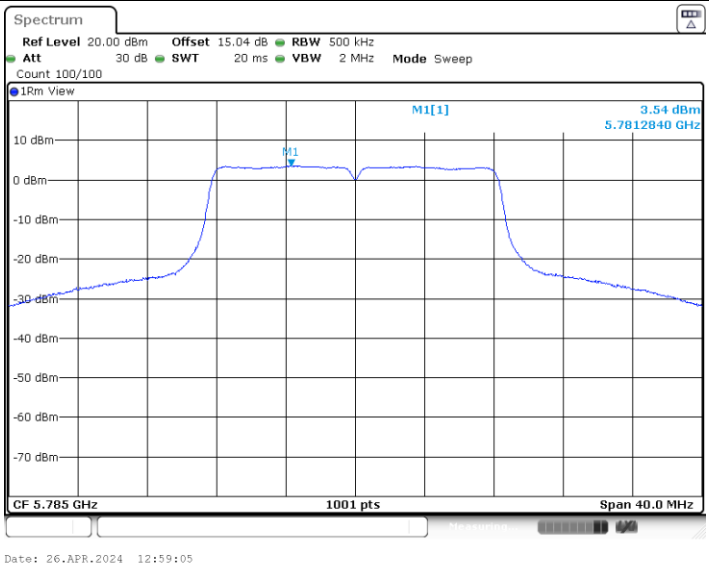

11A_Ant6_5825

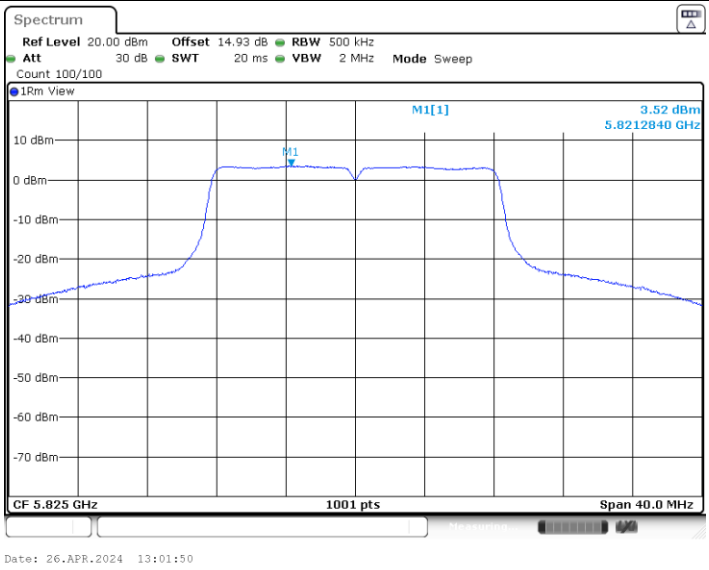

11AC20SISO_Ant6_5180

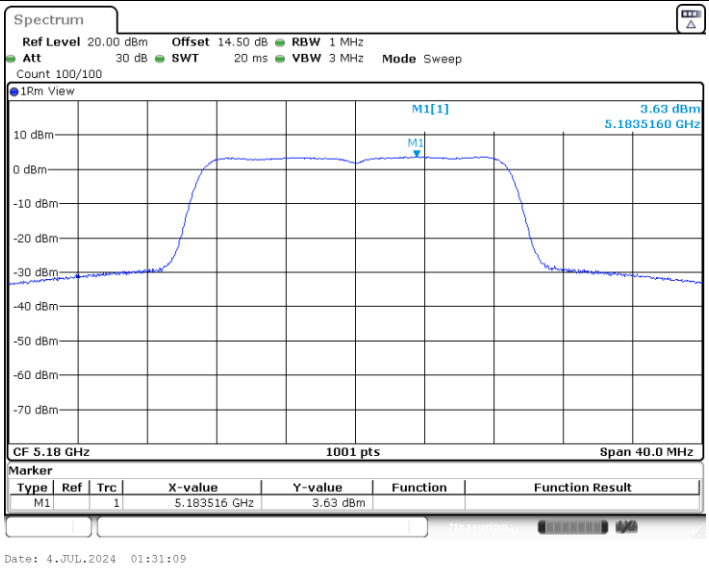

11AC20SISO_Ant6_5220

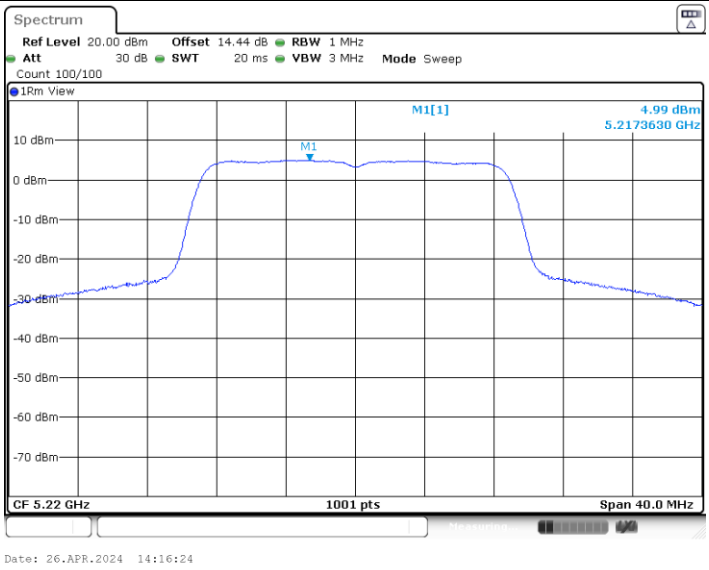

11AC20SISO_Ant6_5240

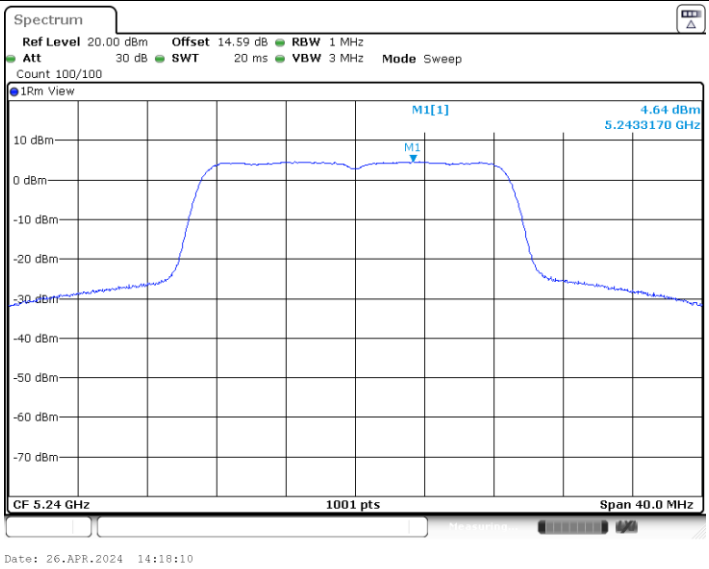

11AC20SISO_Ant6_5260

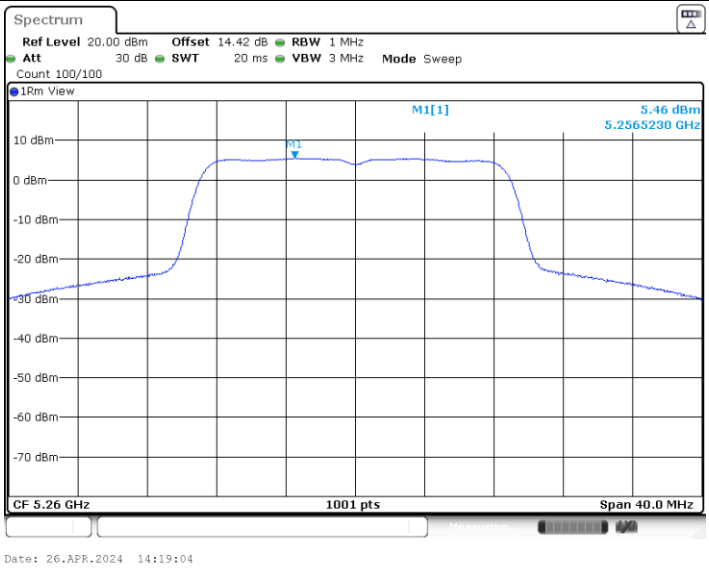

11AC20SISO_Ant6_5300

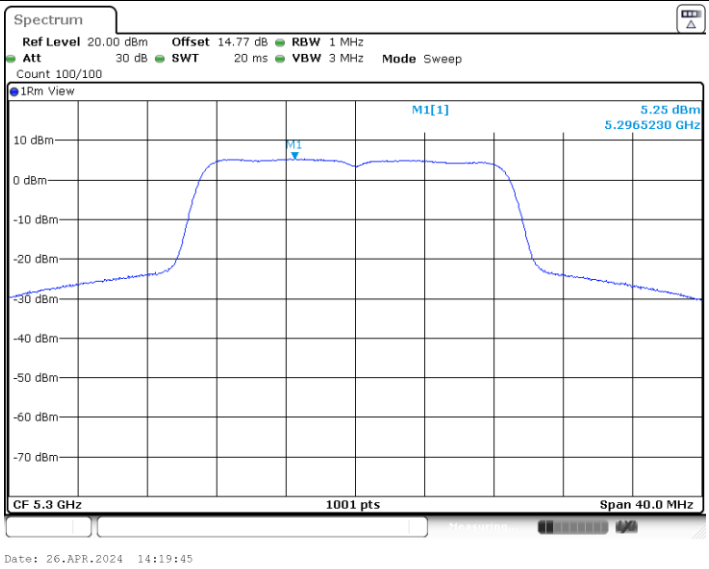

11AC20SISO_Ant6_5320

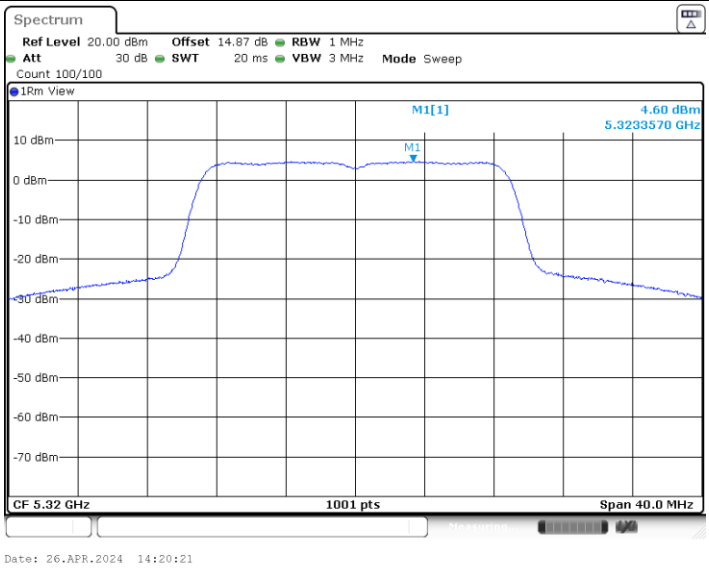

11AC20SISO_Ant6_5500

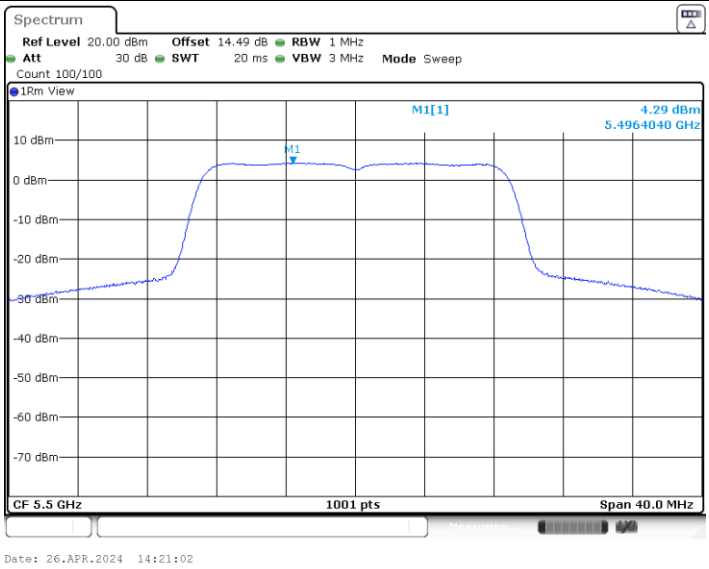

11AC20SISO_Ant6_5580

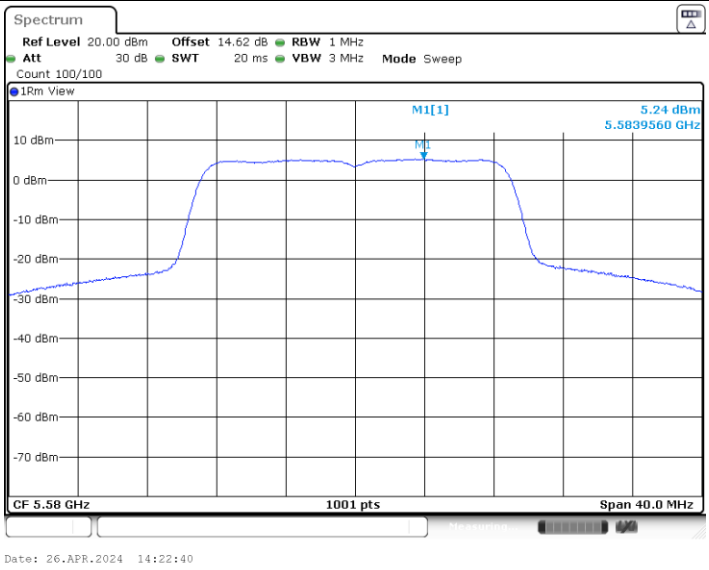

11AC20SISO_Ant6_5680

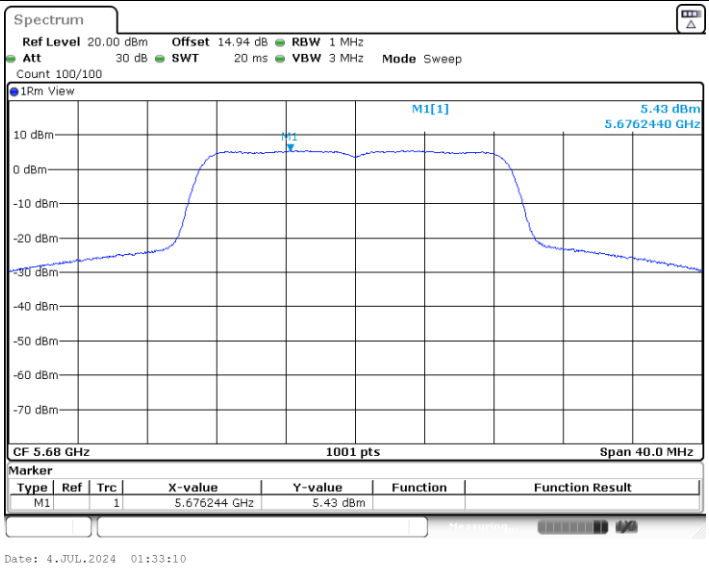

11AC20SISO_Ant6_5700

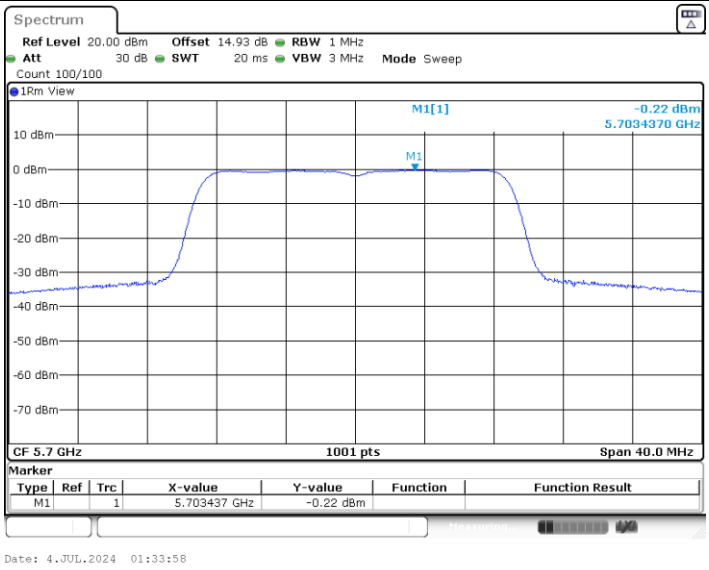

11AC20SISO_Ant6_5720_UNII-2C

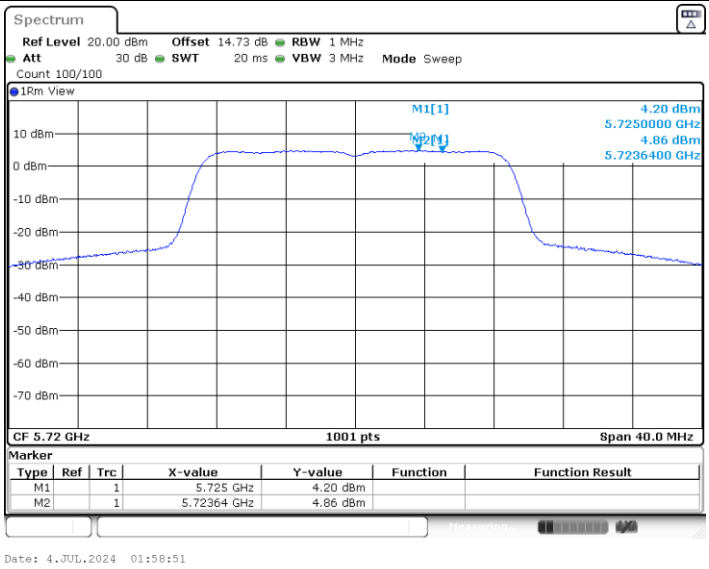

11AC20SISO_Ant6_5720_UNII-3

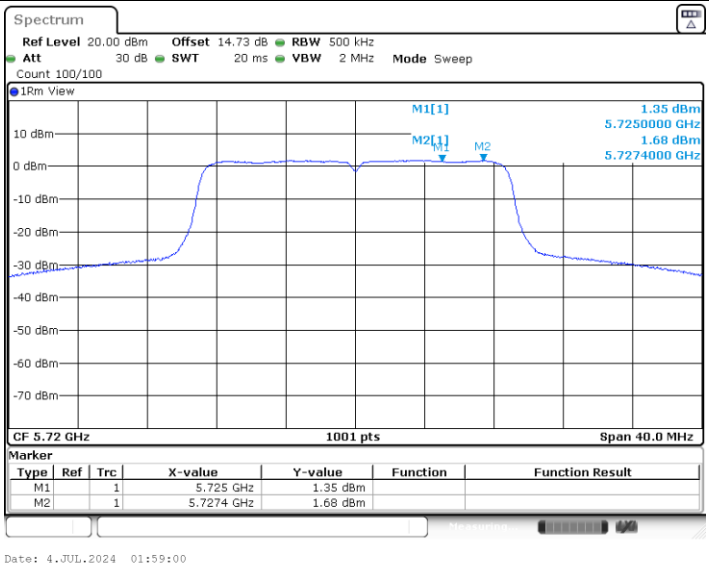

11AC20SISO_Ant6_5745

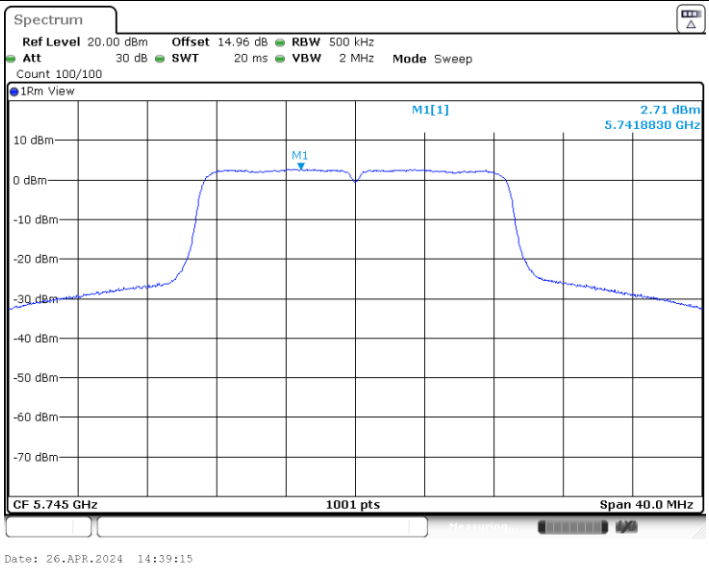

11AC20SISO_Ant6_5785

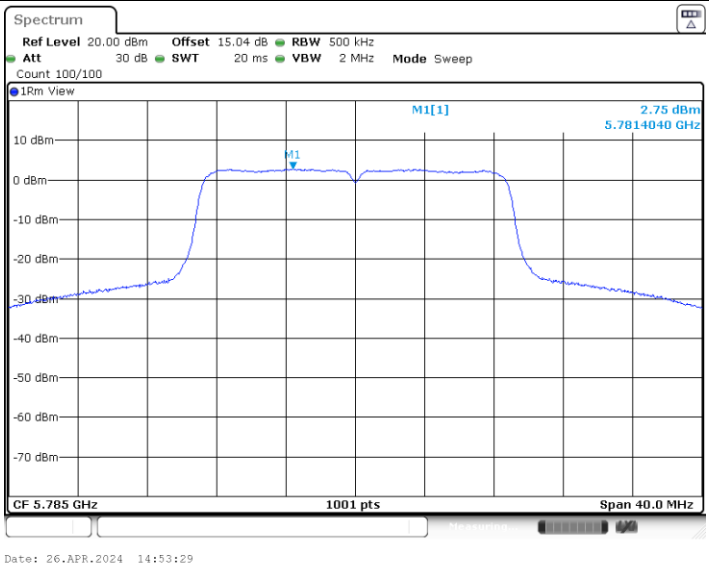

11AC20SISO_Ant6_5825

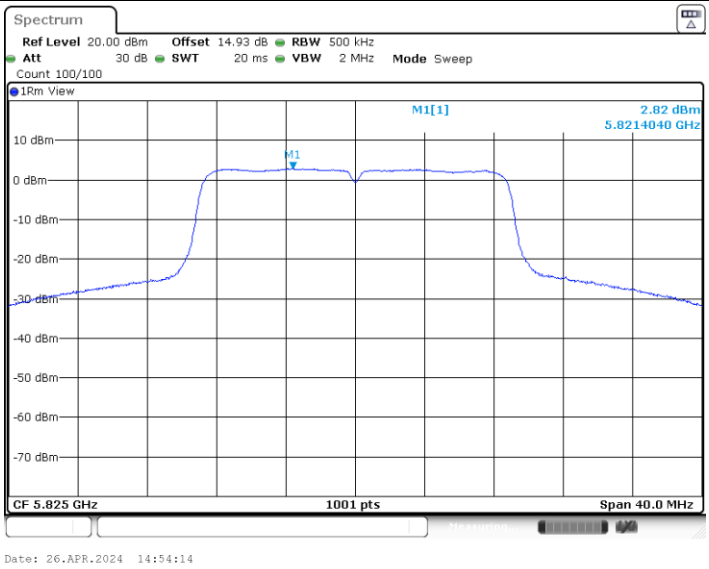

11AC40SISO_Ant6_5190

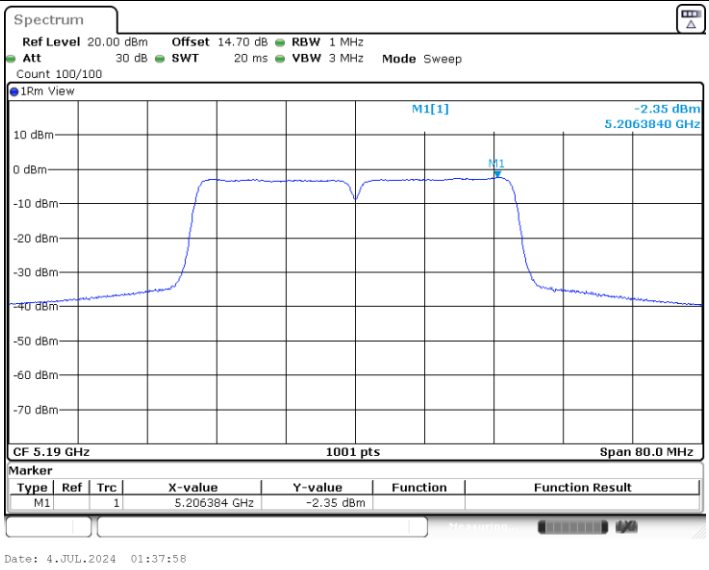

11AC40SISO_Ant6_5230

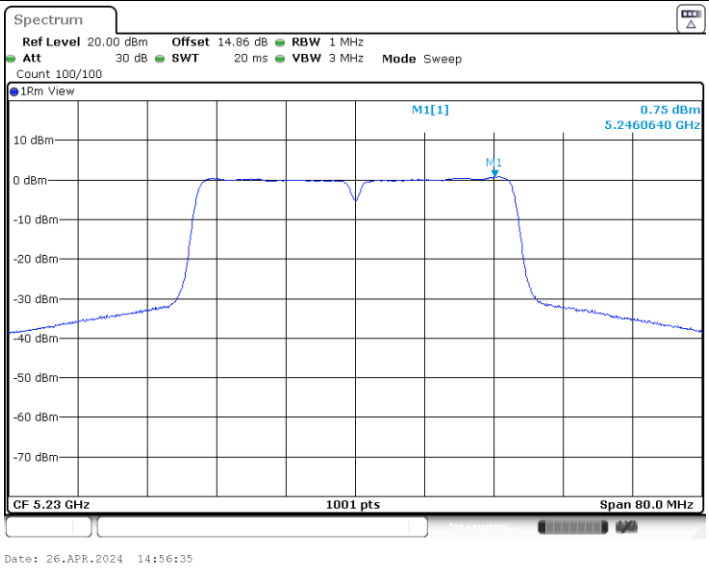

11AC40SISO_Ant6_5270

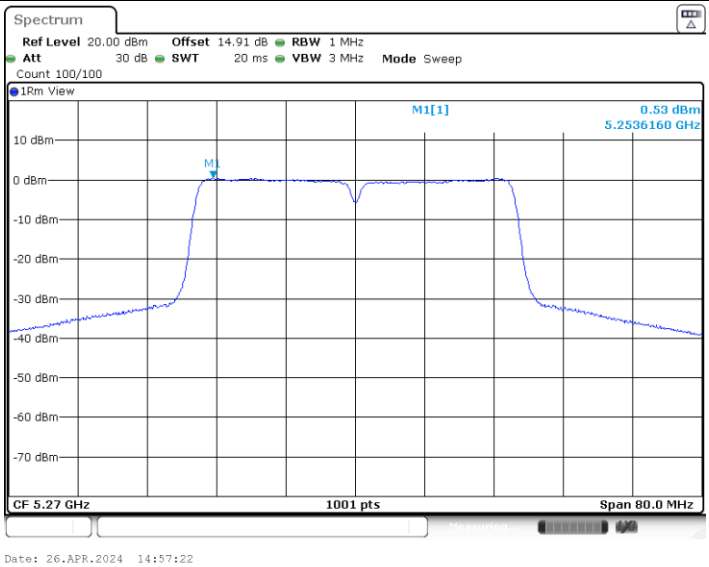

11AC40SISO_Ant6_5310

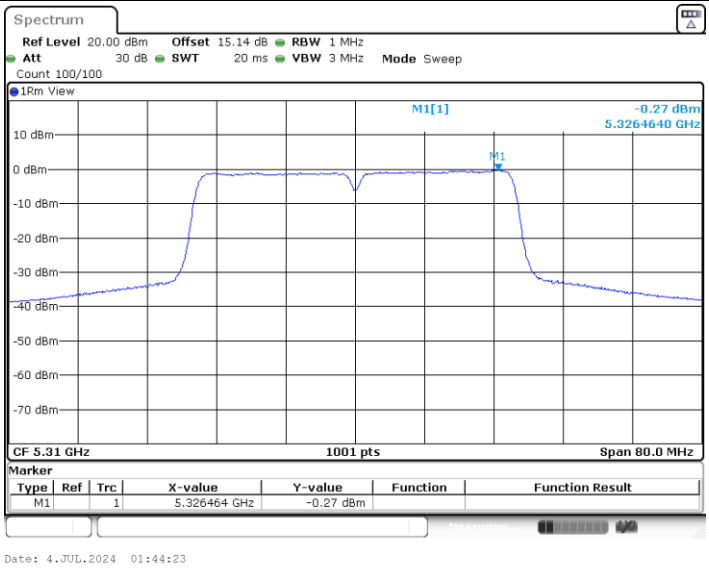

11AC40SISO_Ant6_5510

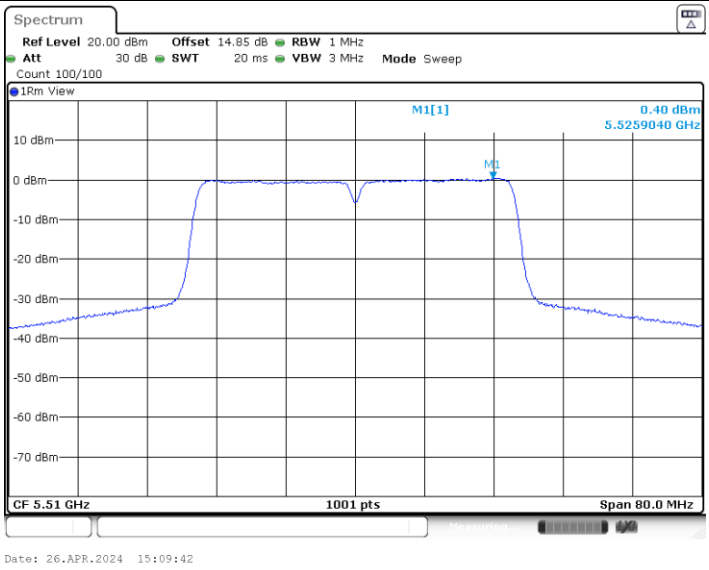

11AC40SISO_Ant6_5550

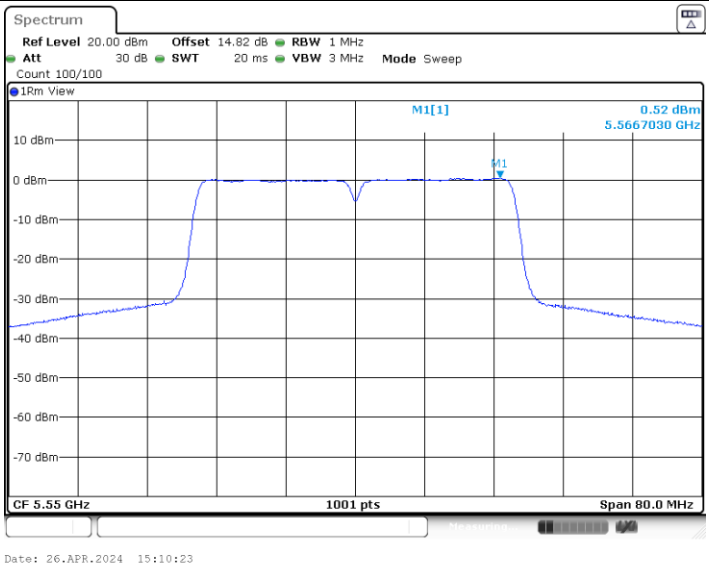

11AC40SISO_Ant6_5670

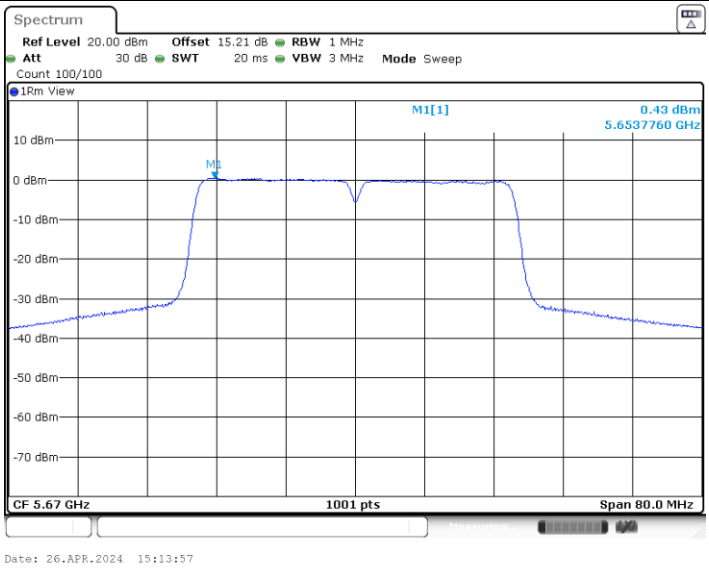

11AC40SISO_Ant6_5710_UNII-2C

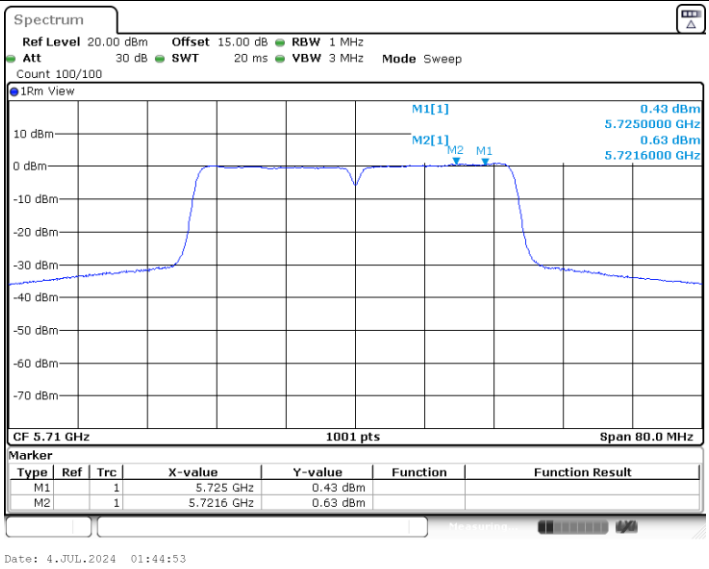

11AC40SISO_Ant6_5710_UNII-3

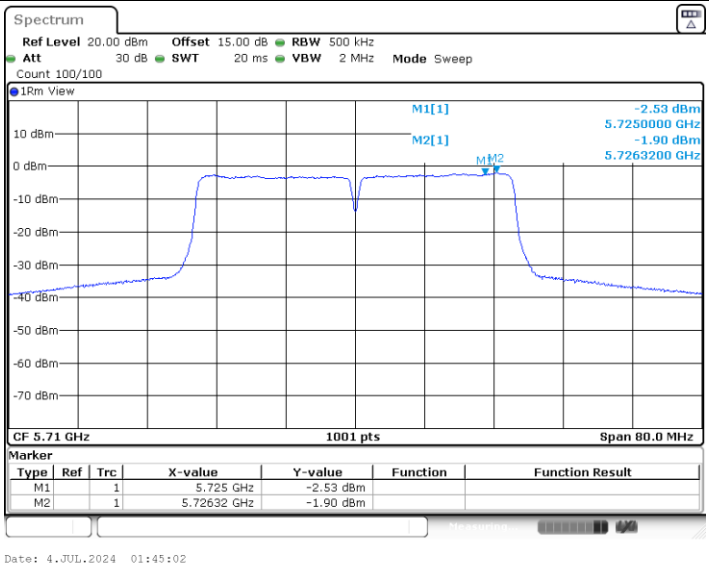

11AC40SISO_Ant6_5755

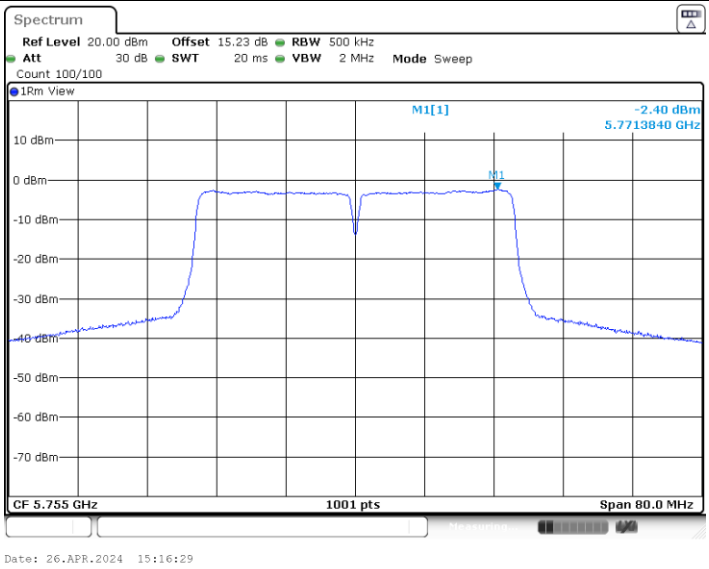

11AC40SISO_Ant6_5795

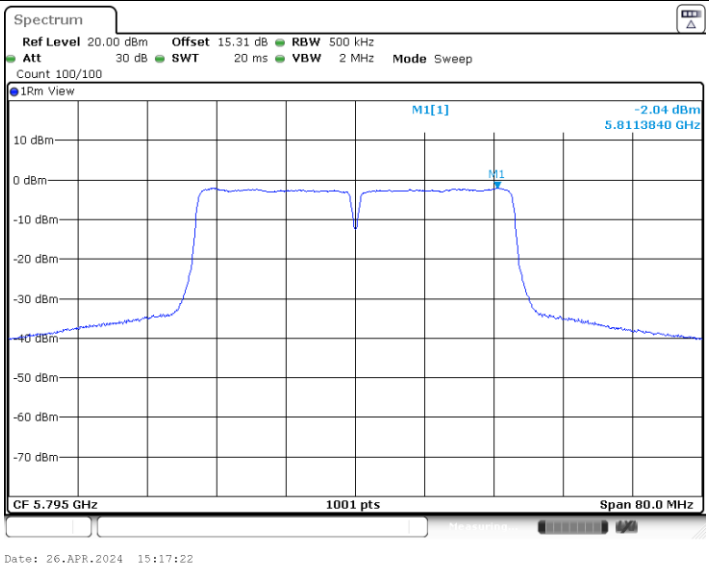

11AC80SISO_Ant6_5210

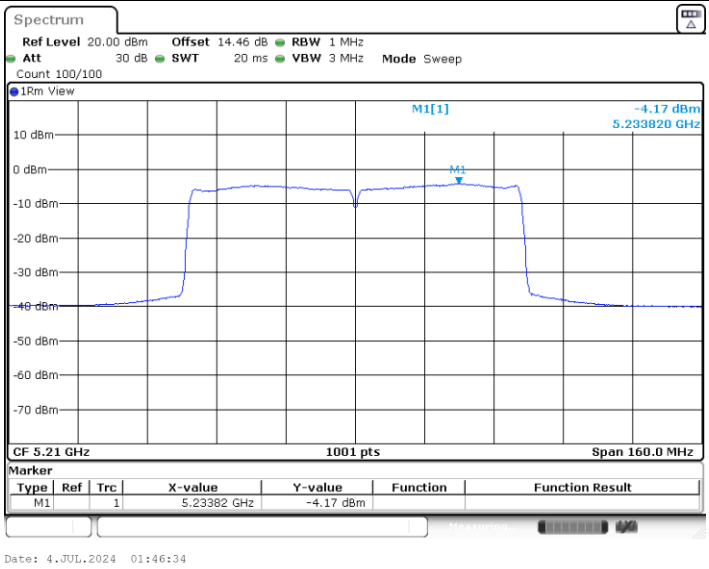

11AC80SISO_Ant6_5290

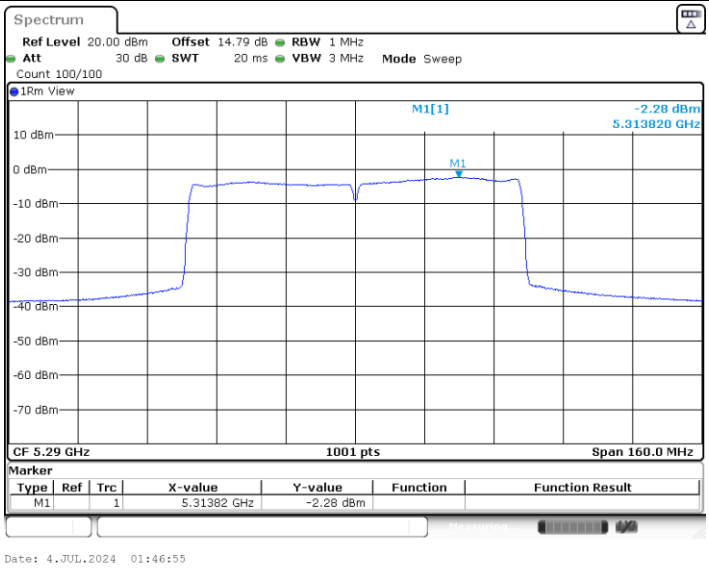

11AC80SISO_Ant6_5530

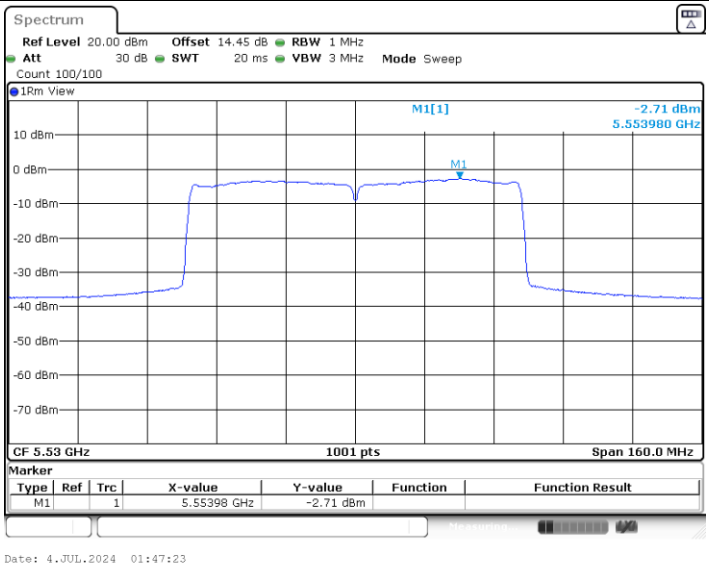

11AC80SISO_Ant6_5610

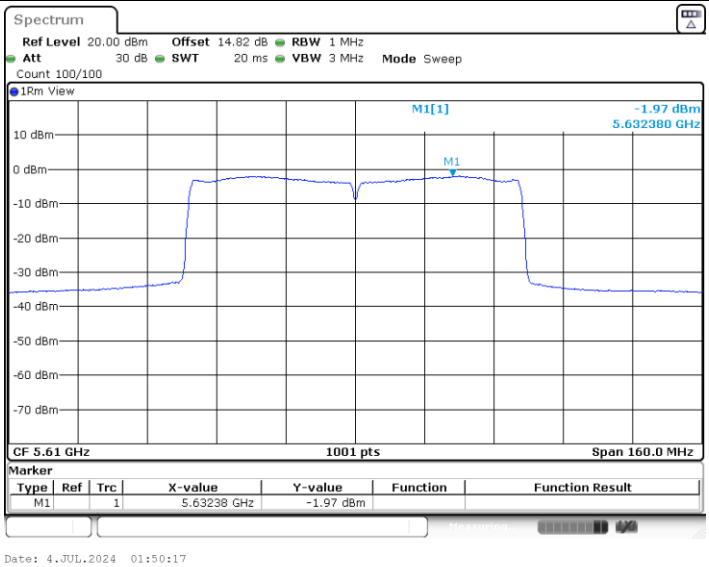

11AC80SISO_Ant6_5690_UNII-2C

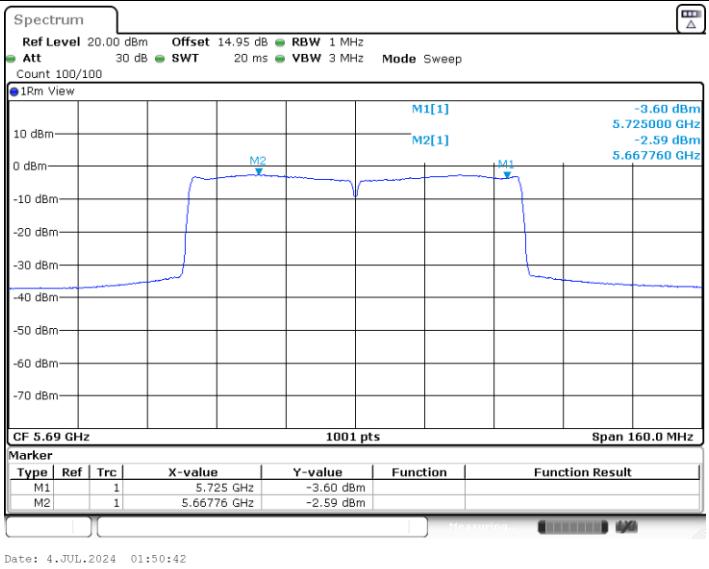

11AC80SISO_Ant6_5690_UNII-3

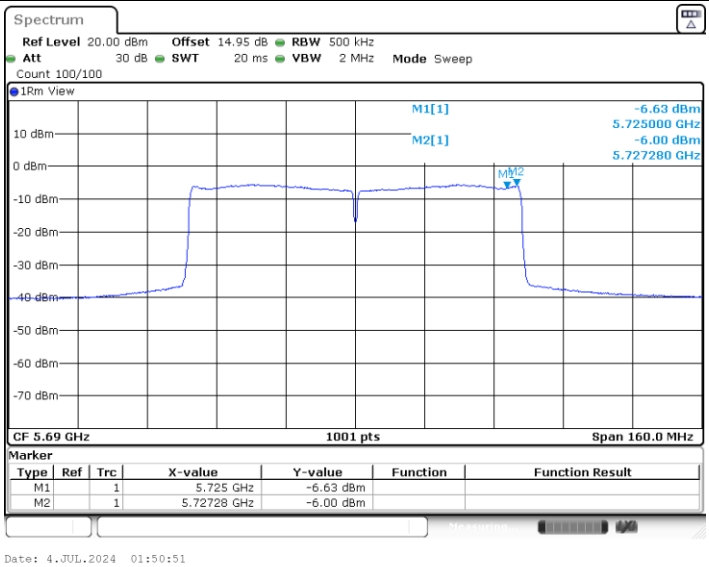

11AC80SISO_Ant6_5775

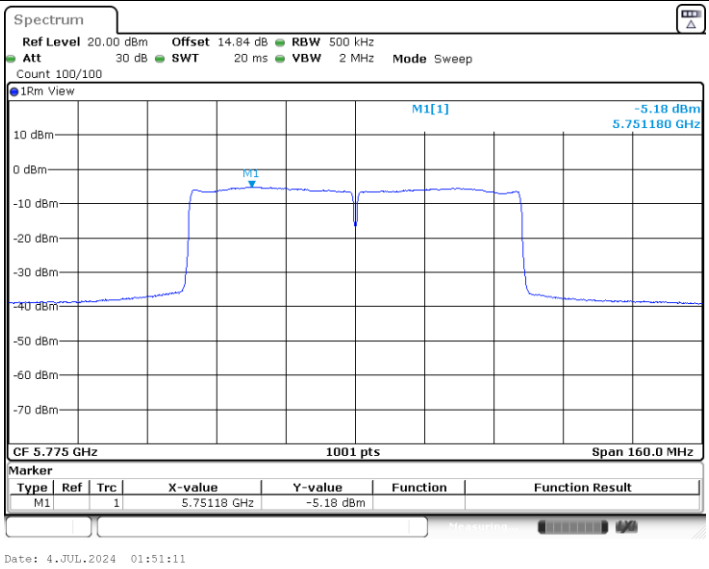

Appendix B. AC Conducted Emission Test Results

Test Engineer :	Amos Zhang	**Temperature :**	25.3~26.2℃
		Relative Humidity :	38~40%
Test Voltage :	120Vac / 60Hz	**Phase :**	Line
Remark :	All emissions not reported here are more than 10 dB below the prescribed limit.		

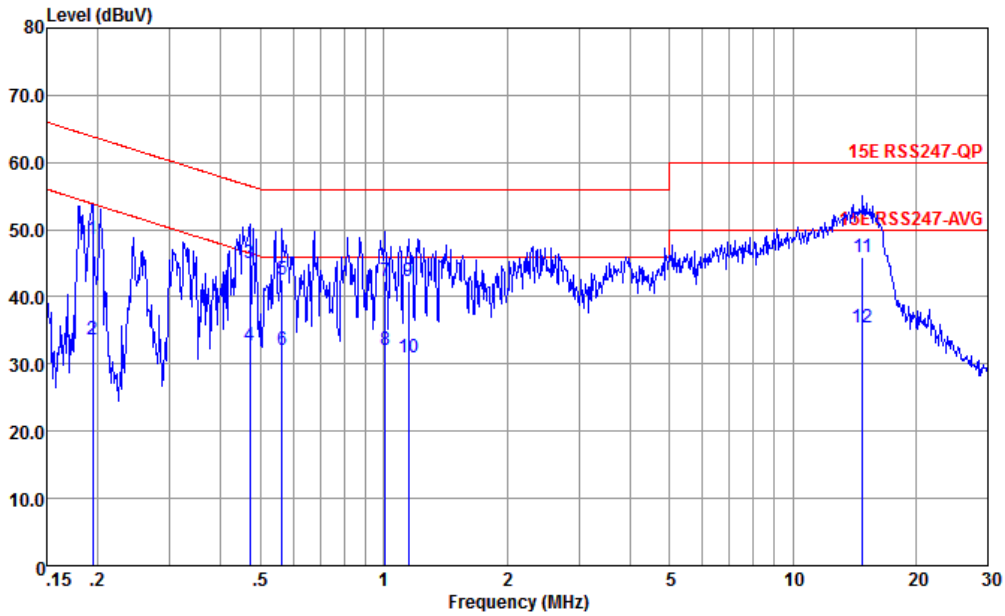

Site : CO01-KS
Condition : 15E RSS247-QP LISN-060105-L 2023 LINE

		Freq	Level	Over Limit	Limit Line	Read Level	LISN Factor	Cable Loss	Remark
		MHz	dBuV	dB	dBuV	dBuV	dB	dB	
1		0.194	48.64	-15.20	63.84	38.20	0.03	10.41	QP
2		0.194	33.64	-20.20	53.84	23.20	0.03	10.41	Average
3	*	0.471	45.11	-11.38	56.49	34.89	-0.02	10.24	QP
4		0.471	32.81	-13.68	46.49	22.59	-0.02	10.24	Average
5		0.564	42.55	-13.45	56.00	32.40	-0.04	10.19	QP
6		0.564	32.05	-13.95	46.00	21.90	-0.04	10.19	Average
7		1.010	42.29	-13.71	56.00	32.30	-0.10	10.09	QP
8		1.010	31.99	-14.01	46.00	22.00	-0.10	10.09	Average
9		1.147	42.38	-13.62	56.00	32.40	-0.11	10.09	QP
10		1.147	30.88	-15.12	46.00	20.90	-0.11	10.09	Average
11		14.828	45.98	-14.02	60.00	34.90	-0.12	11.20	QP
12		14.828	35.38	-14.62	50.00	24.30	-0.12	11.20	Average

Test Engineer :	Amos Zhang	**Temperature :**	25.3~26.2℃
		Relative Humidity :	38~40%
Test Voltage :	120Vac / 60Hz	**Phase :**	Neutral
Remark :	All emissions not reported here are more than 10 dB below the prescribed limit.		

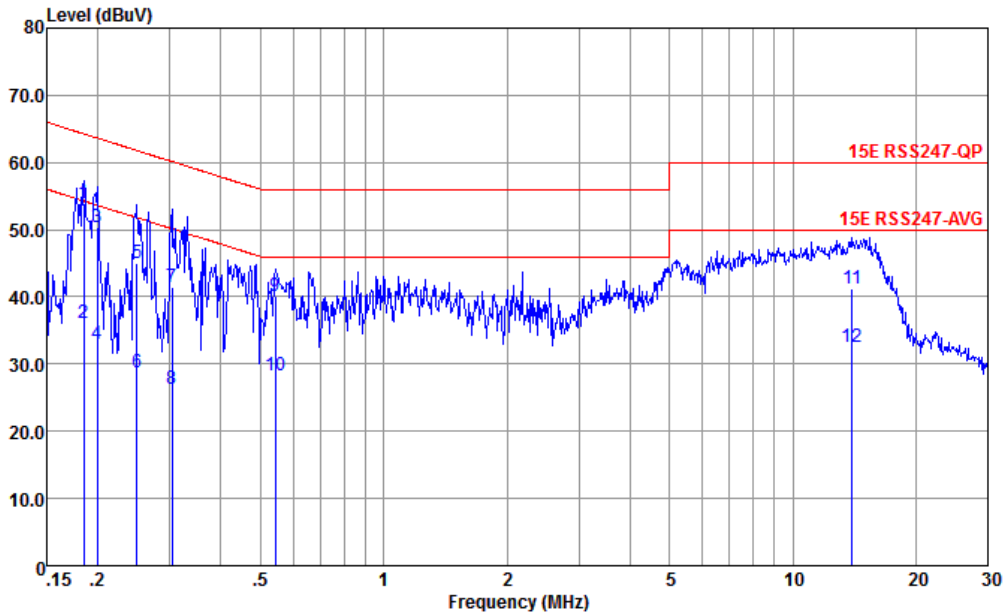

Site : site
Condition : 15E RSS247-QP LISN-060105-N 2023 NEUTRAL

		Freq	Level	Over Limit	Limit Line	Read Level	LISN Factor	Cable Loss	Remark
		MHz	dBuV	dB	dBuV	dBuV	dB	dB	
1	*	0.184	53.96	-10.32	64.28	43.50	0.05	10.41	QP
2		0.184	36.06	-18.22	54.28	25.60	0.05	10.41	Average
3		0.200	50.46	-13.16	63.62	40.00	0.05	10.41	QP
4		0.200	33.06	-20.56	53.62	22.60	0.05	10.41	Average
5		0.249	44.97	-16.81	61.78	34.60	0.00	10.37	QP
6		0.249	28.77	-23.01	51.78	18.40	0.00	10.37	Average
7		0.303	41.49	-18.66	60.15	31.20	-0.04	10.33	QP
8		0.303	26.19	-23.96	50.15	15.90	-0.04	10.33	Average
9		0.544	40.13	-15.87	56.00	30.00	-0.07	10.20	QP
10		0.544	28.33	-17.67	46.00	18.20	-0.07	10.20	Average
11		13.989	41.22	-18.78	60.00	30.20	-0.12	11.14	QP
12		13.989	32.42	-17.58	50.00	21.40	-0.12	11.14	Average

Note:

1. Level(dBμV) = Read Level(dBμV) + LISN Factor(dB) + Cable Loss(dB)
2. Over Limit(dB) = Level(dBμV) – Limit Line(dBμV)

Appendix C. Radiated Spurious Emission Test Data

Test Engineer :	Reid Huang	Relative Humidity :	50%
		Temperature :	20-24℃

Radiated Spurious Emission Test Modes

Mode	Band	Band (GHz)	Antenna	Modulation	Channel	Frequency	Data Rate	RU	Remark
Mode 1	U-NII-1	5.15-5.25	6	802.11a	36	5180	6Mbps	-	-
Mode 2	U-NII-1	5.15-5.25	6	802.11a	44	5220	6Mbps	-	-
Mode 3	U-NII-1	5.15-5.25	6	802.11a	48	5240	6Mbps	-	-
Mode 4	U-NII-1	5.15-5.25	6	802.11ac VHT20	36	5180	MCS0	-	-
Mode 5	U-NII-1	5.15-5.25	6	802.11ac VHT20	44	5220	MCS0	-	-
Mode 6	U-NII-1	5.15-5.25	6	802.11ac VHT20	48	5240	MCS0	-	-
Mode 7	U-NII-1	5.15-5.25	6	802.11ac VHT40	38	5190	MCS0	-	-
Mode 8	U-NII-1	5.15-5.25	6	802.11ac VHT40	46	5230	MCS0	-	-
Mode 9	U-NII-1	5.15-5.25	6	802.11ac VHT80	42	5210	MCS0	-	-
Mode 10	U-NII-2A	5.25-5.35	6	802.11a	52	5260	6Mbps	-	-
Mode 11	U-NII-2A	5.25-5.35	6	802.11a	60	5300	6Mbps	-	-
Mode 12	U-NII-2A	5.25-5.35	6	802.11a	64	5320	6Mbps	-	-
Mode 13	U-NII-2A	5.25-5.35	6	802.11ac VHT20	52	5260	MCS0	-	-
Mode 14	U-NII-2A	5.25-5.35	6	802.11ac VHT20	60	5300	MCS0	-	-
Mode 15	U-NII-2A	5.25-5.35	6	802.11ac VHT20	64	5320	MCS0	-	-
Mode 16	U-NII-2A	5.25-5.35	6	802.11ac VHT40	54	5270	MCS0	-	-
Mode 17	U-NII-2A	5.25-5.35	6	802.11ac VHT40	62	5310	MCS0	-	-
Mode 18	U-NII-2A	5.25-5.35	6	802.11ac VHT80	58	5290	MCS0	-	-
Mode 19	U-NII-2C	5.47-5.725	6	802.11a	100	5500	6Mbps	-	-
Mode 20	U-NII-2C	5.47-5.725	6	802.11a	116	5580	6Mbps	-	-
Mode 21	U-NII-2C	5.47-5.725	6	802.11a	140	5700	6Mbps	-	-
Mode 22	U-NII-2C	5.47-5.725	6	802.11ac VHT20	100	5500	MCS0	-	-
Mode 23	U-NII-2C	5.47-5.725	6	802.11ac VHT20	116	5580	MCS0	-	-
Mode 24	U-NII-2C	5.47-5.725	6	802.11ac VHT20	140	5700	MCS0	-	-
Mode 25	U-NII-2C	5.47-5.725	6	802.11ac VHT40	102	5510	MCS0	-	-
Mode 26	U-NII-2C	5.47-5.725	6	802.11ac VHT40	110	5550	MCS0	-	-
Mode 27	U-NII-2C	5.47-5.725	6	802.11ac VHT40	134	5670	MCS0	-	-
Mode 28	U-NII-2C	5.47-5.725	6	802.11ac VHT80	106	5530	MCS0	-	-
Mode 29	U-NII-2C	5.47-5.725	6	802.11ac VHT80	122	5610	MCS0	-	-
Mode 30	U-NII-2C	5.47-5.725	6	802.11a	144	5720	6Mbps	-	-
Mode 31	U-NII-2C	5.47-5.725	6	802.11ac VHT20	144	5720	MCS0	-	-

Mode	Band	Band (GHz)	Antenna	Modulation	Channel	Frequency	Data Rate	RU	Remark
Mode 32	U-NII-2C	5.47-5.725	6	802.11ac VHT40	142	5710	MCS0	-	-
Mode 33	U-NII-2C	5.47-5.725	6	802.11ac VHT80	138	5690	MCS0	-	-
Mode 34	U-NII-2C	5.47-5.725	6	802.11ac VHT40	102	5510	MCS0	-	LF
Mode 35	U-NII-3	5.725-5.85	6	802.11a	149	5745	6Mbps	-	-
Mode 36	U-NII-3	5.725-5.85	6	802.11a	157	5785	6Mbps	-	-
Mode 37	U-NII-3	5.725-5.85	6	802.11a	165	5825	6Mbps	-	-
Mode 38	U-NII-3	5.725-5.85	6	802.11ac VHT20	149	5745	MCS0	-	-
Mode 39	U-NII-3	5.725-5.85	6	802.11ac VHT20	157	5785	MCS0	-	-
Mode 40	U-NII-3	5.725-5.85	6	802.11ac VHT20	165	5825	MCS0	-	-
Mode 41	U-NII-3	5.725-5.85	6	802.11ac VHT40	151	5755	MCS0	-	-
Mode 42	U-NII-3	5.725-5.85	6	802.11ac VHT40	159	5795	MCS0	-	-
Mode 43	U-NII-3	5.725-5.85	6	802.11ac VHT80	155	5775	MCS0	-	-
Mode 44	U-NII-3	5.725-5.85	6	802.11ac VHT80	155	5775	MCS0	-	LF
Mode 45 Co-location	-	2400-2483.5	1	Bluetooth-LE_GSFK	39	2480	2M	-	-
	-	-	6	LTE Band41	-	2593	-	-	-
	U-NII-2C	5.47-5.725	6	802.11ac VHT40	102	5510	MCS0	-	-
Mode 46	U-NII-2C	5.47-5.725	6	802.11ac VHT20	136	5680	MCS0	-	-
Mode 47	U-NII-2C	5.47-5.725	6	802.11a	136	5680	6Mbps	-	-

Summary of each worse mode

Mode	Modulation	Ch.	Freq. (MHz)	Level (dBuV/m)	Limit (dBuV/m)	Margin (dB)	Pol.	Peak Avg.	Result	Remark
1	802.11a	36	5149.94	50.76	54.00	-3.24	V	AVERAGE	Pass	Band Edge
1	802.11a	36	10360.00	46.55	68.30	-21.75	H	Peak	Pass	Harmonic
2	802.11a	44	-	-	-	-	-	-	-	Band Edge
2	802.11a	44	10440.00	46.68	68.30	-21.62	V	Peak	Pass	Harmonic
3	802.11a	48	5140.64	40.61	54.00	-13.39	V	AVERAGE	Pass	Band Edge
3	802.11a	48	10480.00	47.00	68.30	-21.30	H	Peak	Pass	Harmonic
4	802.11ac VHT20	36	5149.58	50.89	54.00	-3.11	V	AVERAGE	Pass	Band Edge
4	802.11ac VHT20	36	10360.00	47.31	68.30	-20.99	V	Peak	Pass	Harmonic
5	802.11ac VHT20	44	-	-	-	-	-	-	-	Band Edge
5	802.11ac VHT20	44	10440.00	46.37	68.30	-21.93	V	Peak	Pass	Harmonic
6	802.11ac VHT20	48	5144.24	40.92	54.00	-13.08	V	AVERAGE	Pass	Band Edge
6	802.11ac VHT20	48	10480.00	47.01	68.30	-21.29	V	Peak	Pass	Harmonic
7	802.11ac VHT40	38	5149.91	48.72	54.00	-5.28	V	AVERAGE	Pass	Band Edge
7	802.11ac VHT40	38	10380.00	47.95	68.30	-20.35	H	Peak	Pass	Harmonic
8	802.11ac VHT40	46	5146.05	42.64	54.00	-11.36	V	AVERAGE	Pass	Band Edge
8	802.11ac VHT40	46	10460.00	47.17	68.30	-21.13	H	Peak	Pass	Harmonic
9	802.11ac VHT80	42	5137.34	49.34	54.00	-4.66	V	AVERAGE	Pass	Band Edge
9	802.11ac VHT80	42	10420.00	47.16	68.30	-21.14	V	Peak	Pass	Harmonic
10	802.11a	52	-	-	-	-	-	-	-	Band Edge
10	802.11a	52	10520.00	48.15	68.30	-20.15	V	Peak	Pass	Harmonic
11	802.11a	60	-	-	-	-	-	-	-	Band Edge
11	802.11a	60	15900.00	47.16	74.00	-26.84	V	Peak	Pass	Harmonic
12	802.11a	64	5350.10	44.93	54.00	-9.07	V	AVERAGE	Pass	Band Edge
12	802.11a	64	15960.00	48.61	74.00	-25.39	V	Peak	Pass	Harmonic
13	802.11ac VHT20	52	-	-	-	-	-	-	-	Band Edge
13	802.11ac VHT20	52	10520.00	47.83	68.30	-20.47	H	Peak	Pass	Harmonic
14	802.11ac VHT20	60	-	-	-	-	-	-	-	Band Edge
14	802.11ac VHT20	60	15900.00	47.85	74.00	-26.15	V	Peak	Pass	Harmonic
15	802.11ac VHT20	64	5350.24	44.69	54.00	-9.31	V	AVERAGE	Pass	Band Edge
15	802.11ac VHT20	64	15960.00	48.41	74.00	-25.59	V	Peak	Pass	Harmonic
16	802.11ac VHT40	54	5066.69	41.34	54.00	-12.66	H	AVERAGE	Pass	Band Edge
16	802.11ac VHT40	54	10540.00	47.08	68.30	-21.22	H	Peak	Pass	Harmonic
17	802.11ac VHT40	62	5350.05	50.41	54.00	-3.59	V	AVERAGE	Pass	Band Edge
17	802.11ac VHT40	62	15930.00	48.89	74.00	-25.11	H	Peak	Pass	Harmonic
18	802.11ac VHT80	58	5363.95	50.86	54.00	-3.14	V	AVERAGE	Pass	Band Edge
18	802.11ac VHT80	58	10580.00	48.18	68.30	-20.12	V	Peak	Pass	Harmonic

Mode	Modulation	Ch.	Freq. (MHz)	Level (dBuV/m)	Limit (dBuV/m)	Margin (dB)	Pol.	Peak Avg.	Result	Remark
19	802.11a	100	5469.55	61.14	68.30	-7.16	V	PEAK	Pass	Band Edge
19	802.11a	100	16500.00	46.76	68.30	-21.54	H	Peak	Pass	Harmonic
20	802.11a	116	-	-	-	-	-	-	-	Band Edge
20	802.11a	116	16740.00	45.86	68.30	-22.44	H	Peak	Pass	Harmonic
21	802.11a	140	5725.03	64.87	68.30	-3.43	H	PEAK	Pass	Band Edge
21	802.11a	140	17100.00	47.94	68.30	-20.36	H	Peak	Pass	Harmonic
22	802.11ac VHT20	100	5470.00	62.05	68.30	-6.25	V	PEAK	Pass	Band Edge
22	802.11ac VHT20	100	16500.00	48.30	68.30	-20.00	H	Peak	Pass	Harmonic
23	802.11ac VHT20	116	-	-	-	-	-	-	-	Band Edge
23	802.11ac VHT20	116	16740.00	47.05	68.30	-21.25	H	Peak	Pass	Harmonic
24	802.11ac VHT20	140	5726.85	65.18	68.30	-3.12	V	PEAK	Pass	Band Edge
24	802.11ac VHT20	140	17100.00	48.81	68.30	-19.49	V	Peak	Pass	Harmonic
25	802.11ac VHT40	102	5470.00	65.21	68.30	-3.09	V	PEAK	Pass	Band Edge
25	802.11ac VHT40	102	16530.00	45.21	68.30	-23.09	H	Peak	Pass	Harmonic
26	802.11ac VHT40	110	5453.20	41.03	54.00	-12.97	V	AVERAGE	Pass	Band Edge
26	802.11ac VHT40	110	16650.00	46.26	68.30	-22.04	V	Peak	Pass	Harmonic
27	802.11ac VHT40	134	5725.58	61.18	68.30	-7.12	V	PEAK	Pass	Band Edge
27	802.11ac VHT40	134	17010.00	46.36	68.30	-21.94	H	Peak	Pass	Harmonic
28	802.11ac VHT80	106	5456.02	49.11	54.00	-4.89	V	AVERAGE	Pass	Band Edge
28	802.11ac VHT80	106	16590.00	47.15	68.30	-21.15	V	Peak	Pass	Harmonic
29	802.11ac VHT80	122	5727.96	59.15	68.30	-9.15	H	PEAK	Pass	Band Edge
29	802.11ac VHT80	122	16830.00	46.37	68.30	-21.93	H	Peak	Pass	Harmonic
30	802.11a	144	5409.40	39.93	54.00	-14.07	H	Average	Pass	Band Edge
30	802.11a	144	17160.00	46.86	68.30	-21.44	H	Peak	Pass	Harmonic
31	802.11ac VHT20	144	5426.45	39.97	54.00	-14.03	V	Average	Pass	Band Edge
31	802.11ac VHT20	144	17160.00	48.15	68.30	-20.15	V	Peak	Pass	Harmonic
32	802.11ac VHT40	142	5425.90	40.77	54.00	-13.23	H	Average	Pass	Band Edge
32	802.11ac VHT40	142	17130.00	47.33	68.30	-20.97	V	Peak	Pass	Harmonic
33	802.11ac VHT80	138	5405.00	40.21	54.00	-13.79	V	Average	Pass	Band Edge
33	802.11ac VHT80	138	17070.00	45.48	68.30	-22.82	V	Peak	Pass	Harmonic
34	802.11ac VHT40	102	42.61	27.48	40	-12.52	V	PEAK	Pass	LF
35	802.11a	149	5632.63	51.34	68.30	-16.96	V	PEAK	Pass	Band Edge
35	802.11a	149	17235.00	48.71	68.30	-19.59	H	Peak	Pass	Harmonic
36	802.11a	157	5932.84	50.75	68.30	-17.55	V	PEAK	Pass	Band Edge
36	802.11a	157	17355.00	49.38	68.30	-18.92	V	Peak	Pass	Harmonic
37	802.11a	165	5939.00	51.26	68.30	-17.04	V	PEAK	Pass	Band Edge
37	802.11a	165	17475.00	49.29	68.30	-19.01	V	Peak	Pass	Harmonic

Mode	Modulation	Ch.	Freq. (MHz)	Level (dBuV/m)	Limit (dBuV/m)	Margin (dB)	Pol.	Peak Avg.	Result	Remark
38	802.11ac VHT20	149	5629.29	49.81	68.30	-18.49	H	PEAK	Pass	Band Edge
38	802.11ac VHT20	149	17235.00	47.86	68.30	-20.44	H	Peak	Pass	Harmonic
39	802.11ac VHT20	157	5941.26	51.21	68.30	-17.09	V	PEAK	Pass	Band Edge
39	802.11ac VHT20	157	17355.00	48.35	68.30	-19.95	H	Peak	Pass	Harmonic
40	802.11ac VHT20	165	5939.38	51.25	68.30	-17.05	H	PEAK	Pass	Band Edge
40	802.11ac VHT20	165	17475.00	49.27	68.30	-19.03	H	Peak	Pass	Harmonic
41	802.11ac VHT40	151	5926.99	51.21	68.30	-17.09	V	PEAK	Pass	Band Edge
41	802.11ac VHT40	151	17265.00	48.95	68.30	-19.35	V	Peak	Pass	Harmonic
42	802.11ac VHT40	159	5934.97	50.92	68.30	-17.38	H	PEAK	Pass	Band Edge
42	802.11ac VHT40	159	17385.00	48.85	68.30	-19.45	H	Peak	Pass	Harmonic
43	802.11ac VHT80	155	5638.50	54.85	68.30	-13.45	V	PEAK	Pass	Band Edge
43	802.11ac VHT80	155	17325.00	48.05	68.30	-20.25	H	Peak	Pass	Harmonic
44	802.11ac VHT80	155	39.7	27.44	40	-12.56	V	PEAK	Pass	LF
45	Co-location	39	2483.60	50.81	54.00	-3.19	V	Average	Pass	Band Edge
		102	10336.00	64.72	68.30	-3.58	V	Peak	Pass	Harmonic
46	802.11ac VHT20	136	5726.24	59.54	68.30	-8.76	V	PEAK	Pass	Band Edge
46	802.11ac VHT20	136	-	-	-	-	-	-	-	Harmonic
47	802.11a	136	5726.33	57.90	68.30	-10.40	V	PEAK	Pass	Band Edge
47	802.11a	136	-	-	-	-	-	-	-	Harmonic

Mode	1	
	Band Edge	
	U-NII-1_5.15-5.25_802.11a_CH36_5180MHz	
ANT	6	
Pol.	Horizontal	Fundamental
Peak	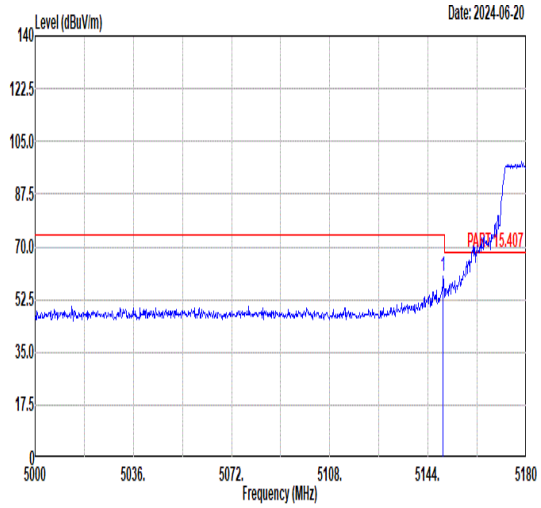 Freq Level Limit Line Margin Read Level Ant Factor Cable Loss Preamp Factor APos TPos Remark MHz dBuV/m dBuV/m dB dBuV dB/m dB dB cm deg 1 5149.58 59.98 74.00 -14.02 50.08 34.62 7.92 32.64 100 303 PEAK	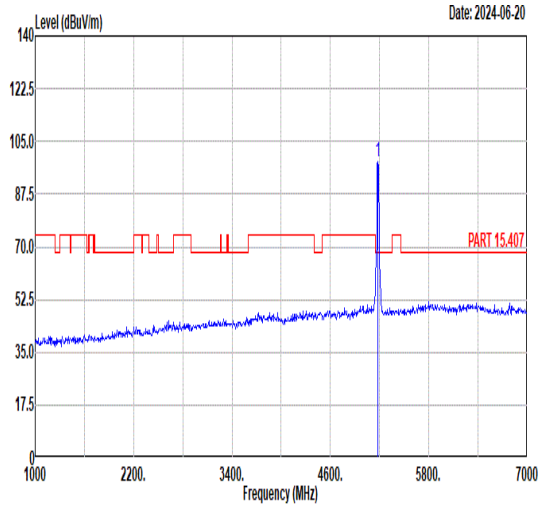 Freq Level Limit Line Margin Read Level Ant Factor Cable Loss Preamp Factor APos TPos Remark MHz dBuV/m dBuV/m dB dBuV dB/m dB dB cm deg 1 5180.00 98.19 ------ ------ 88.24 34.64 7.94 32.63 100 303 PEAK
Avg	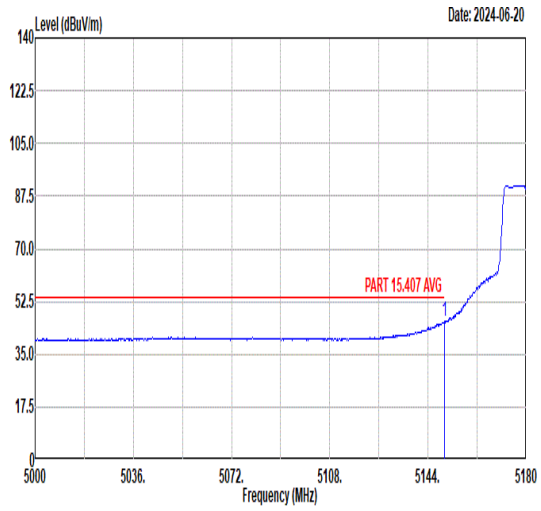 Freq Level Limit Line Margin Read Level Ant Factor Cable Loss Preamp Factor APos TPos Remark MHz dBuV/m dBuV/m dB dBuV dB/m dB dB cm deg 1 5149.94 45.87 54.00 -8.13 35.97 34.62 7.92 32.64 100 303 AVERAGE	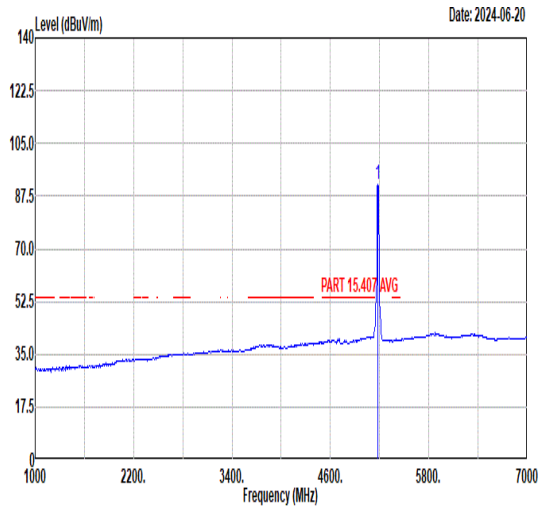 Freq Level Limit Line Margin Read Level Ant Factor Cable Loss Preamp Factor APos TPos Remark MHz dBuV/m dBuV/m dB dBuV dB/m dB dB cm deg 1 5180.00 91.27 ------ ------ 81.31 34.65 7.94 32.63 100 303 AVERAGE

Mode	1	
	Band Edge	
	U-NII-1_5.15-5.25_802.11a_CH36_5180MHz	
ANT	6	
Pol.	Vertical	Fundamental
Peak	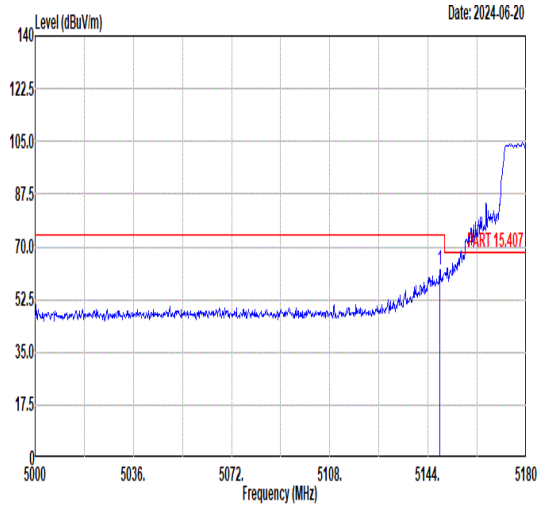 Freq Level Limit Line Margin Read Level Ant Factor Cable Loss Preamp Factor APos TPos Remark MHz dBuV/m dBuV/m dB dBuV dB/m dB dB cm deg 1 5148.32 62.22 74.00 -11.78 52.32 34.62 7.92 32.64 247 0 PEAK	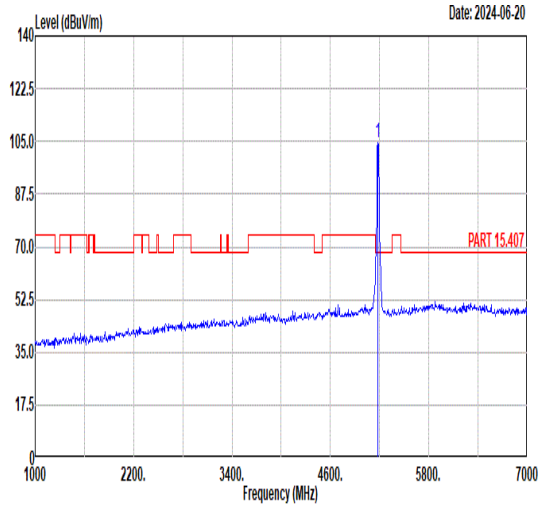 Freq Level Limit Line Margin Read Level Ant Factor Cable Loss Preamp Factor APos TPos Remark MHz dBuV/m dBuV/m dB dBuV dB/m dB dB cm deg 1 5180.00 104.56 ------ ------ 94.61 34.64 7.94 32.63 247 0 PEAK
Avg	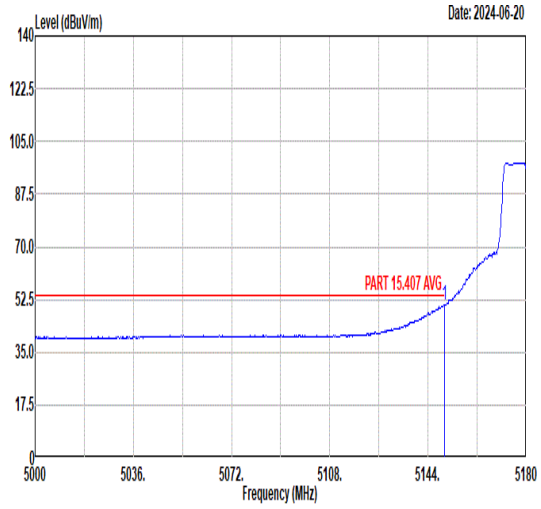 Freq Level Limit Line Margin Read Level Ant Factor Cable Loss Preamp Factor APos TPos Remark MHz dBuV/m dBuV/m dB dBuV dB/m dB dB cm deg 1 5149.94 50.76 54.00 -3.24 40.86 34.62 7.92 32.64 247 0 AVERAGE	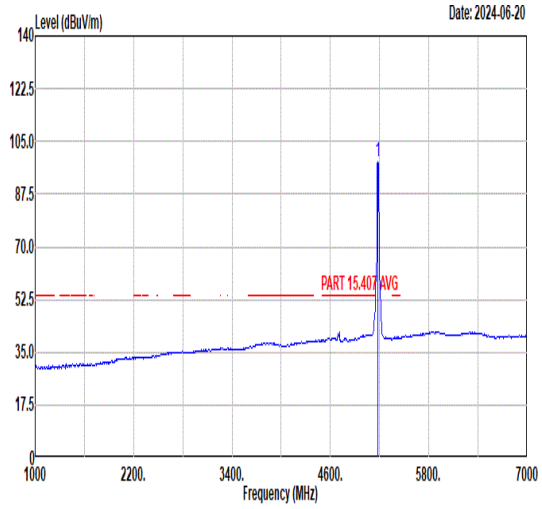 Freq Level Limit Line Margin Read Level Ant Factor Cable Loss Preamp Factor APos TPos Remark MHz dBuV/m dBuV/m dB dBuV dB/m dB dB cm deg 1 5180.00 98.14 ------ ------ 88.18 34.65 7.94 32.63 247 0 AVERAGE

Mode	1	
	Harmonic	
	U-NII-1_5.15-5.25_802.11a_CH36_5180MHz	
ANT	6	
Pol.	Horizontal	Vertical
Peak Avg	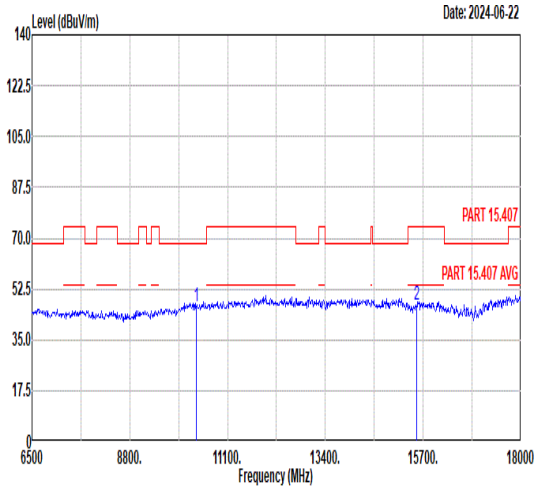 Freq Level Limit Line Margin Read Level Ant Factor Cable Loss Preamp Factor APos TPos Remark MHz dBuV/m dBuV/m dB dBuV dB/m dB dB cm deg 1 10360.00 46.55 68.30 -21.75 57.49 37.33 10.73 59.00 -- -- Peak 2 15540.00 47.16 74.00 -26.84 54.45 38.93 12.72 58.94 -- -- Peak	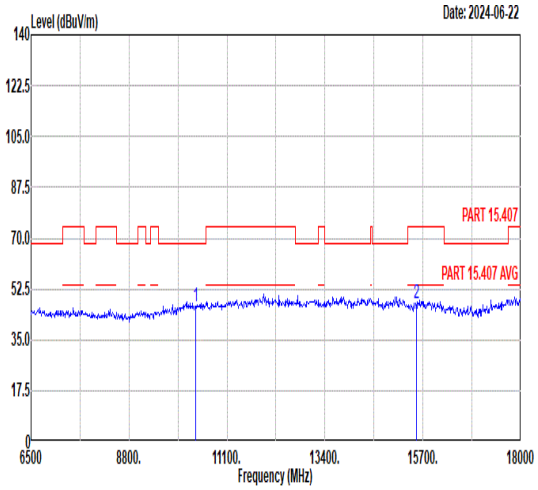 Freq Level Limit Line Margin Read Level Ant Factor Cable Loss Preamp Factor APos TPos Remark MHz dBuV/m dBuV/m dB dBuV dB/m dB dB cm deg 1 10360.00 46.47 68.30 -21.83 57.41 37.33 10.73 59.00 -- -- Peak 2 15540.00 47.78 74.00 -26.22 55.07 38.93 12.72 58.94 -- -- Peak

Mode	2	
	Harmonic	
	U-NII-1_5.15-5.25_802.11a_CH44_5220MHz	
ANT	6	
Pol.	Horizontal	Vertical
Peak Avg	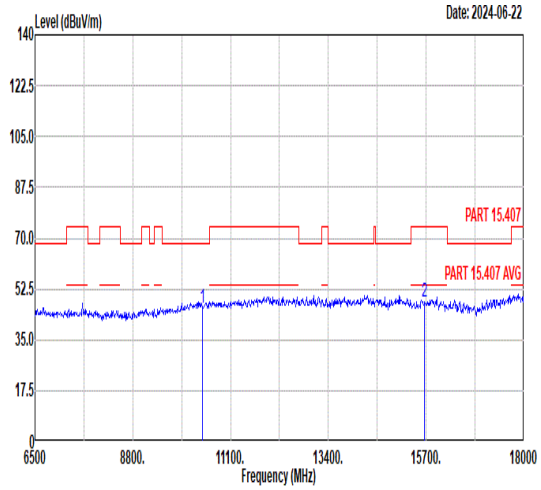 Freq Level Limit Line Margin Read Level Ant Factor Cable Loss Preamp Factor APos TPos Remark MHz dBuV/m dBuV/m dB dBuV dB/m dB dB cm deg 1 10440.00 46.03 68.30 -22.27 56.72 37.43 10.79 58.91 -- -- Peak 2 15660.00 48.14 74.00 -25.86 55.45 39.03 12.72 59.06 -- -- Peak	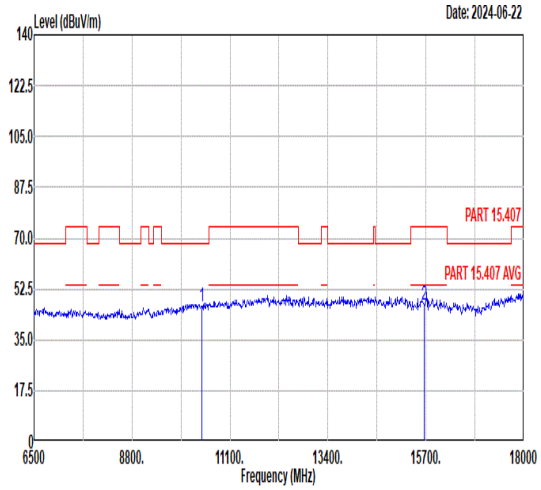 Freq Level Limit Line Margin Read Level Ant Factor Cable Loss Preamp Factor APos TPos Remark MHz dBuV/m dBuV/m dB dBuV dB/m dB dB cm deg 1 10440.00 46.68 68.30 -21.62 57.37 37.43 10.79 58.91 -- -- Peak 2 15660.00 47.13 74.00 -26.87 54.44 39.03 12.72 59.06 -- -- Peak

Mode	3	
	Band Edge - L	
	U-NII-1_5.15-5.25_802.11a_CH48_5240MHz	
ANT	6	
Pol.	Horizontal	Fundamental
Peak	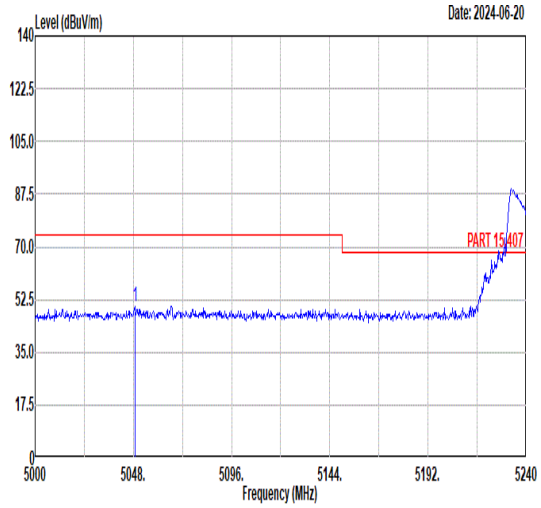 Freq Level Limit Line Margin Read Level Ant Factor Cable Loss Preamp Factor APos TPos Remark MHz dBuV/m dBuV/m dB dBuV dB/m dB dB cm deg 1 5048.72 50.02 74.00 -23.98 40.31 34.54 7.85 32.68 300 360 PEAK	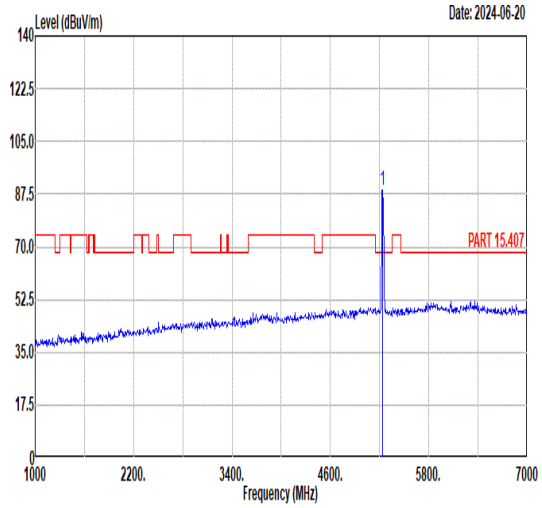 Freq Level Limit Line Margin Read Level Ant Factor Cable Loss Preamp Factor APos TPos Remark MHz dBuV/m dBuV/m dB dBuV dB/m dB dB cm deg 1 5240.00 88.84 ------ ------ 78.76 34.68 8.01 32.61 300 360 PEAK
Avg	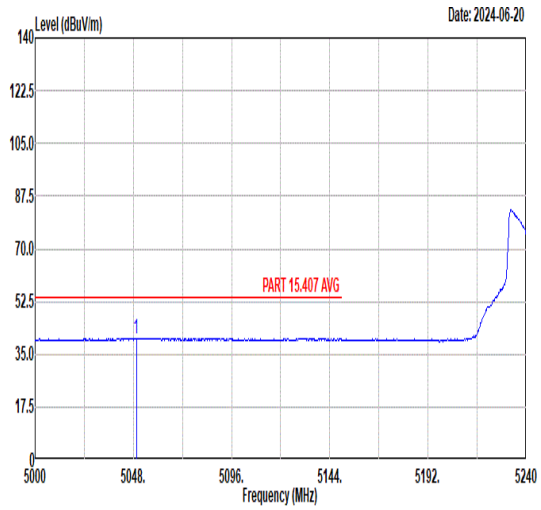 Freq Level Limit Line Margin Read Level Ant Factor Cable Loss Preamp Factor APos TPos Remark MHz dBuV/m dBuV/m dB dBuV dB/m dB dB cm deg 1 5049.44 40.39 54.00 -13.61 30.68 34.54 7.85 32.68 300 360 AVERAGE	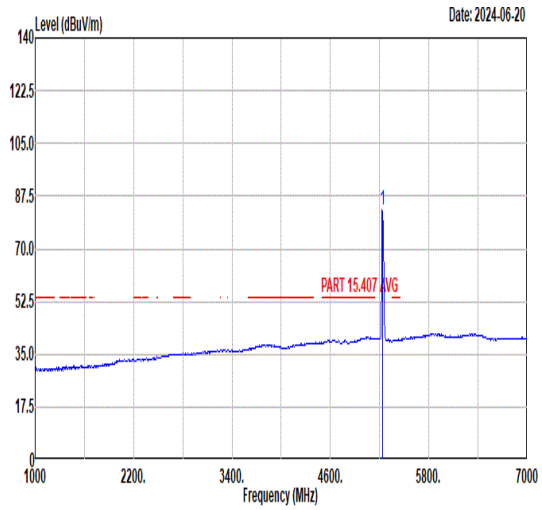 Freq Level Limit Line Margin Read Level Ant Factor Cable Loss Preamp Factor APos TPos Remark MHz dBuV/m dBuV/m dB dBuV dB/m dB dB cm deg 1 5240.00 82.71 ------ ------ 72.63 34.68 8.01 32.61 300 360 AVERAGE

Mode	3	
	Band Edge - R	
	U-NII-1_5.15-5.25_802.11a_CH48_5240MHz	
ANT	6	
Pol.	Horizontal	Fundamental
Peak	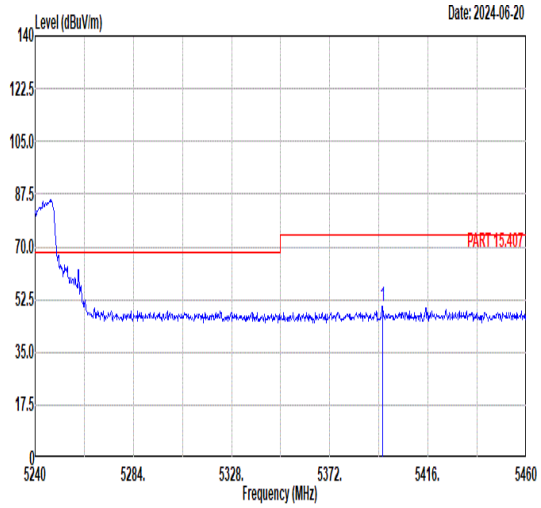 Freq Level Limit Line Margin Read Level Ant Factor Cable Loss Preamp Factor APos TPos Remark MHz dBuV/m dBuV/m dB dBuV dB/m dB dB cm deg 1 5395.54 50.01 74.00 -23.99 39.29 34.81 8.45 32.54 300 360 PEAK	Blank
Avg	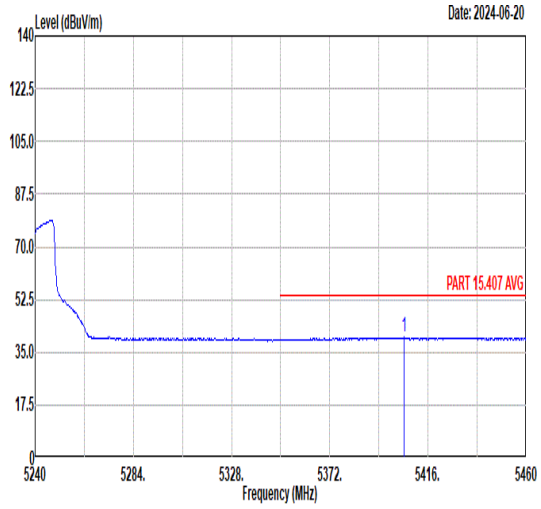 Freq Level Limit Line Margin Read Level Ant Factor Cable Loss Preamp Factor APos TPos Remark MHz dBuV/m dBuV/m dB dBuV dB/m dB dB cm deg 1 5405.22 39.89 54.00 -14.11 29.12 34.82 8.48 32.53 300 360 AVERAGE	Blank

Mode	3	
	Band Edge - L	
	U-NII-1_5.15-5.25_802.11a_CH48_5240MHz	
ANT	6	
Pol.	Vertical	Fundamental
Peak	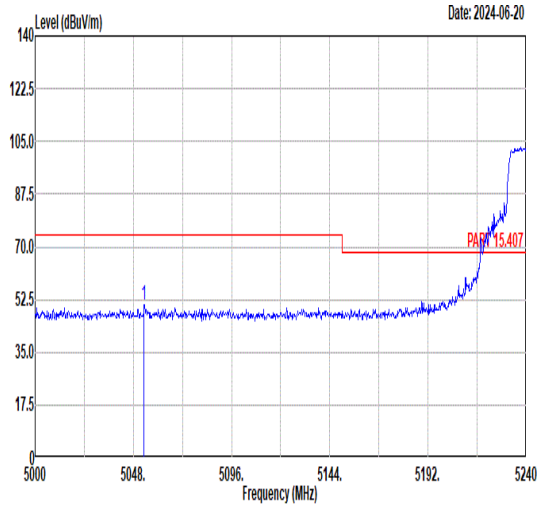 Freq Level Limit Line Margin Read Level Ant Factor Cable Loss Preamp Factor APos TPos Remark MHz dBuV/m dBuV/m dB dBuV dB/m dB dB cm deg 1 5053.28 50.77 74.00 -23.23 41.05 34.55 7.85 32.68 208 357 PEAK	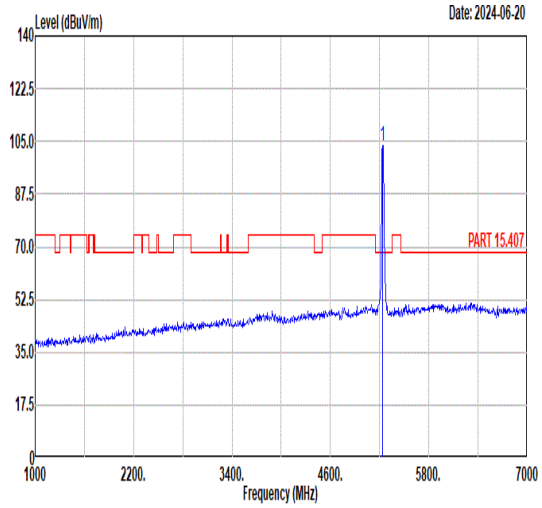 Freq Level Limit Line Margin Read Level Ant Factor Cable Loss Preamp Factor APos TPos Remark MHz dBuV/m dBuV/m dB dBuV dB/m dB dB cm deg 1 5240.00 103.61 ------ ------ 93.48 34.69 8.04 32.60 208 357 PEAK
Avg	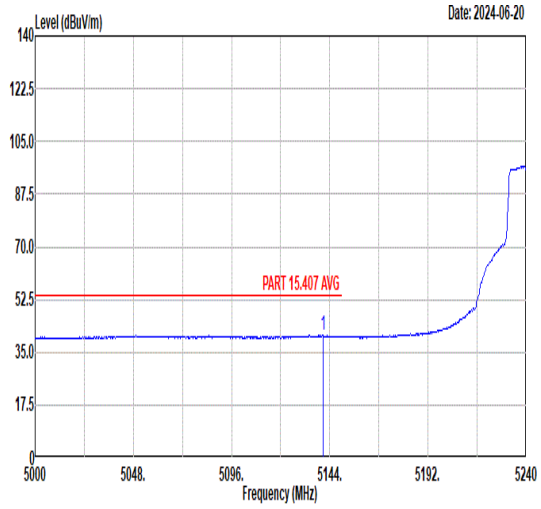 Freq Level Limit Line Margin Read Level Ant Factor Cable Loss Preamp Factor APos TPos Remark MHz dBuV/m dBuV/m dB dBuV dB/m dB dB cm deg 1 5140.64 40.61 54.00 -13.39 30.73 34.61 7.91 32.64 208 357 AVERAGE	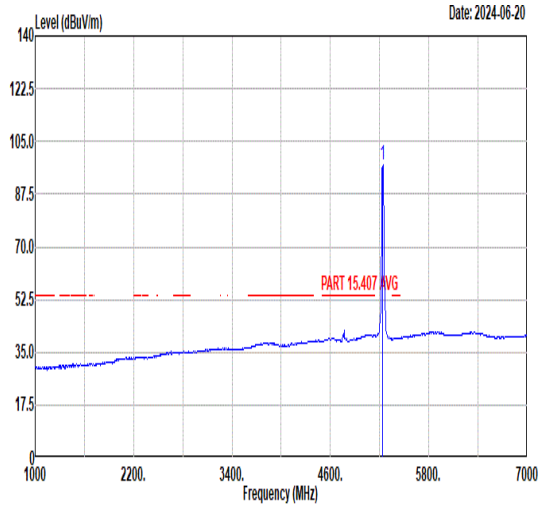 Freq Level Limit Line Margin Read Level Ant Factor Cable Loss Preamp Factor APos TPos Remark MHz dBuV/m dBuV/m dB dBuV dB/m dB dB cm deg 1 5240.00 97.07 ------ ------ 86.94 34.69 8.04 32.60 208 357 AVERAGE

Mode	3	
	Band Edge - R	
	U-NII-1_5.15-5.25_802.11a_CH48_5240MHz	
ANT	6	
Pol.	Vertical	Fundamental
Peak	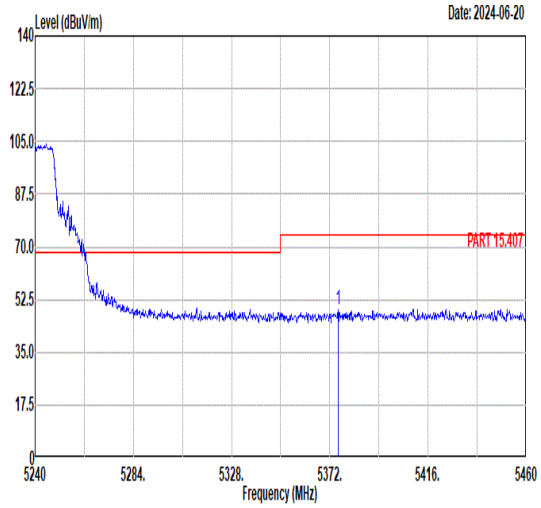 Freq Level Limit Line Margin Read Level Ant Factor Cable Loss Preamp Factor APos TPos Remark MHz dBuV/m dBuV/m dB dBuV dB/m dB dB cm deg 1 5375.74 49.19 74.00 -24.81 38.54 34.80 8.40 32.55 208 357 PEAK	Blank
Avg	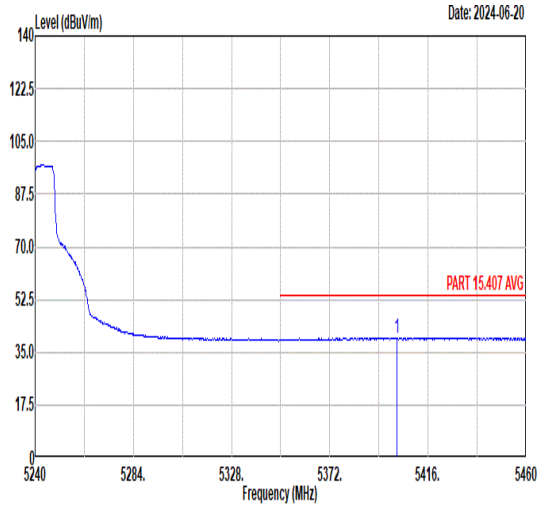 Freq Level Limit Line Margin Read Level Ant Factor Cable Loss Preamp Factor APos TPos Remark MHz dBuV/m dBuV/m dB dBuV dB/m dB dB cm deg 1 5401.92 39.84 54.00 -14.16 29.09 34.82 8.47 32.54 208 357 AVERAGE	Blank

Mode	3	
	Harmonic	
	U-NII-1_5.15-5.25_802.11a_CH48_5240MHz	
ANT	6	
Pol.	Horizontal	Vertical
Peak Avg	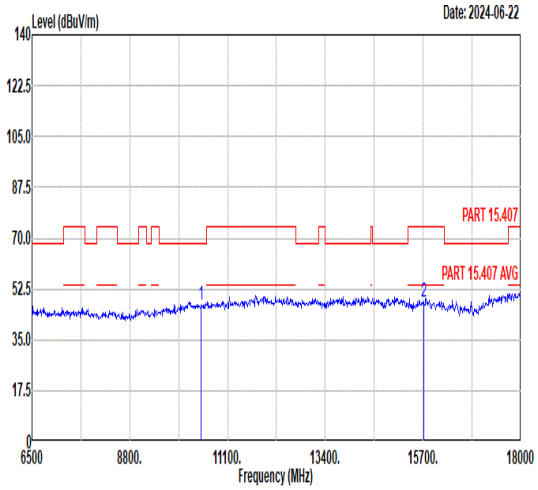 Freq Level Limit Line Margin Read Level Ant Factor Cable Loss Preamp Factor APos TPos Remark MHz dBuV/m dBuV/m dB dBuV dB/m dB dB cm deg 1 10480.00 47.00 68.30 -21.30 57.58 37.47 10.82 58.87 -- -- Peak 2 15720.00 48.17 74.00 -25.83 55.50 39.08 12.71 59.12 -- -- Peak	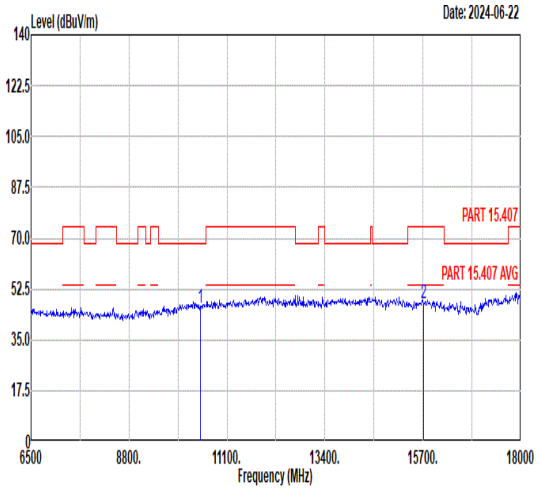 Freq Level Limit Line Margin Read Level Ant Factor Cable Loss Preamp Factor APos TPos Remark MHz dBuV/m dBuV/m dB dBuV dB/m dB dB cm deg 1 10480.00 46.13 68.30 -22.17 56.71 37.47 10.82 58.87 -- -- Peak 2 15720.00 47.49 74.00 -26.51 54.82 39.08 12.71 59.12 -- -- Peak

Mode	4	
	Band Edge	
	U-NII-1_5.15-5.25_802.11ac VHT20_CH36_5180MHz	
ANT	6	
Pol.	Horizontal	Fundamental
Peak	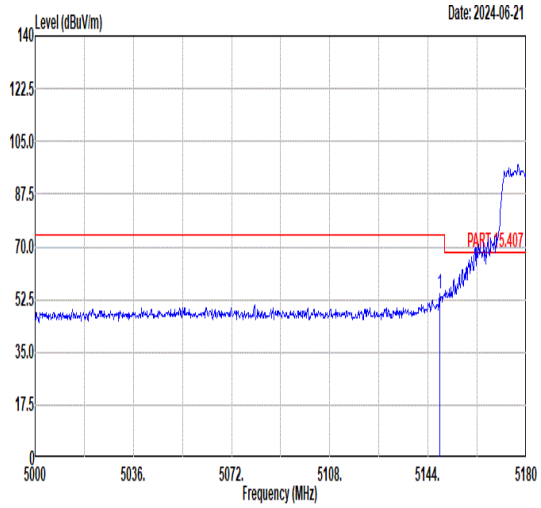 Freq Level Limit Line Margin Read Level Ant Factor Cable Loss Preamp Factor APos TPos Remark MHz dBuV/m dBuV/m dB dBuV dB/m dB dB cm deg 1 5148.32 54.50 74.00 -19.50 44.60 34.62 7.92 32.64 200 301 PEAK	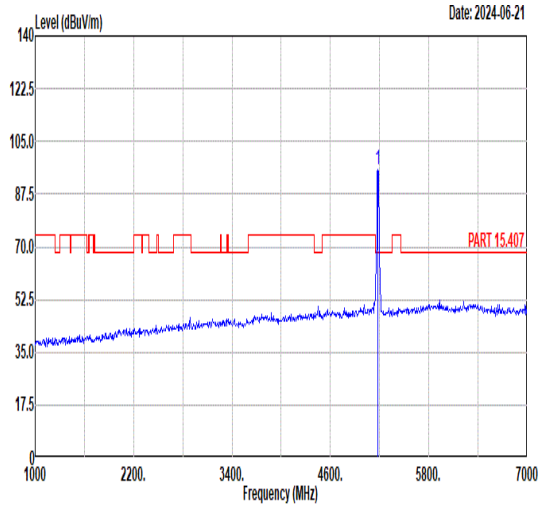 Freq Level Limit Line Margin Read Level Ant Factor Cable Loss Preamp Factor APos TPos Remark MHz dBuV/m dBuV/m dB dBuV dB/m dB dB cm deg 1 5180.00 95.75 ------ ------ 85.80 34.64 7.94 32.63 200 301 PEAK
Avg	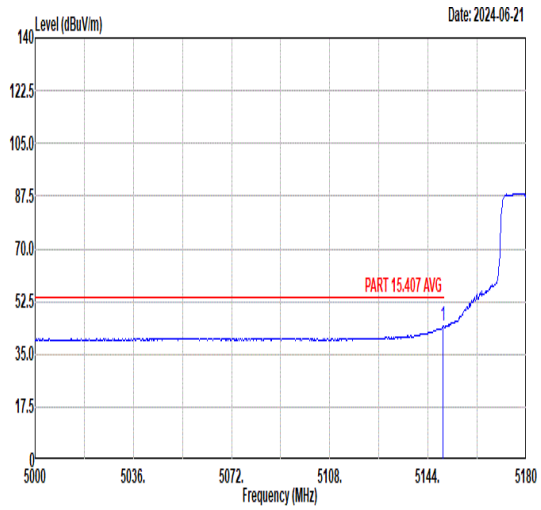 Freq Level Limit Line Margin Read Level Ant Factor Cable Loss Preamp Factor APos TPos Remark MHz dBuV/m dBuV/m dB dBuV dB/m dB dB cm deg 1 5149.40 44.24 54.00 -9.76 34.34 34.62 7.92 32.64 200 301 AVERAGE	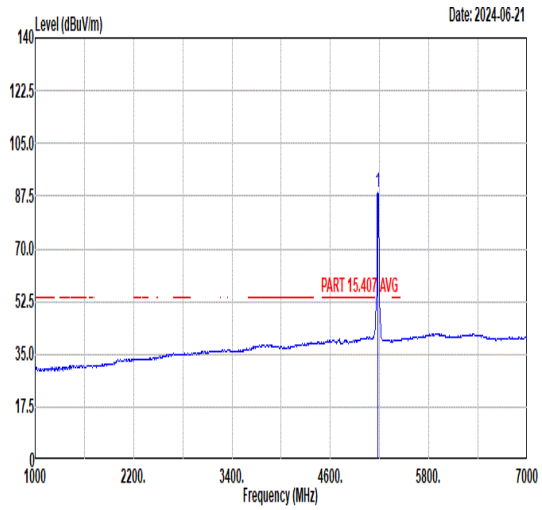 Freq Level Limit Line Margin Read Level Ant Factor Cable Loss Preamp Factor APos TPos Remark MHz dBuV/m dBuV/m dB dBuV dB/m dB dB cm deg 1 5180.00 88.73 ------ ------ 78.77 34.65 7.94 32.63 200 301 AVERAGE

Mode	4	
	Band Edge	
	U-NII-1_5.15-5.25_802.11ac VHT20_CH36_5180MHz	
ANT	6	
Pol.	Vertical	Fundamental
Peak	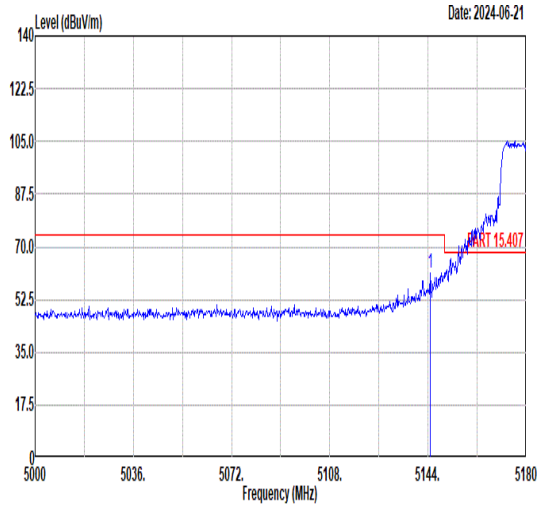 Freq Level Limit Line Margin Read Level Ant Factor Cable Loss Preamp Factor APos TPos Remark MHz dBuV/m dBuV/m dB dBuV dB/m dB dB cm deg 1 5144.90 61.31 74.00 -12.69 51.41 34.62 7.92 32.64 243 2 PEAK	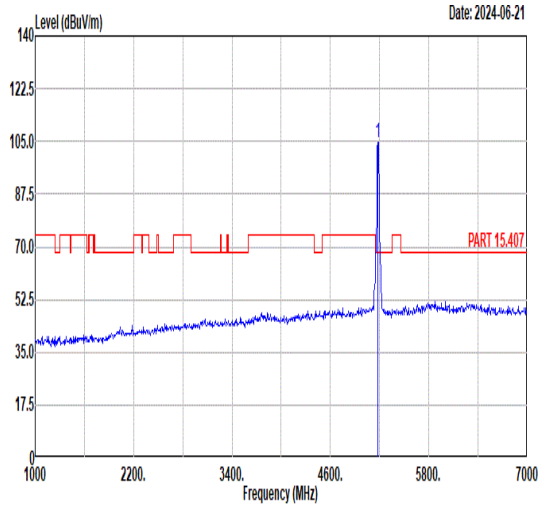 Freq Level Limit Line Margin Read Level Ant Factor Cable Loss Preamp Factor APos TPos Remark MHz dBuV/m dBuV/m dB dBuV dB/m dB dB cm deg 1 5180.00 104.84 ------ ------ 94.87 34.65 7.94 32.62 243 2 PEAK
Avg	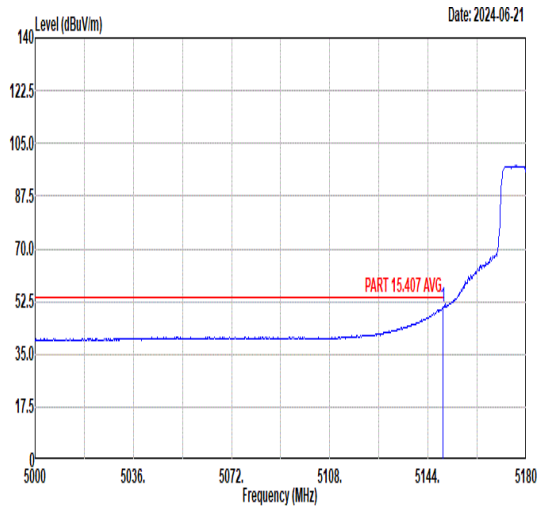 Freq Level Limit Line Margin Read Level Ant Factor Cable Loss Preamp Factor APos TPos Remark MHz dBuV/m dBuV/m dB dBuV dB/m dB dB cm deg 1 5149.58 50.89 54.00 -3.11 40.99 34.62 7.92 32.64 243 2 AVERAGE	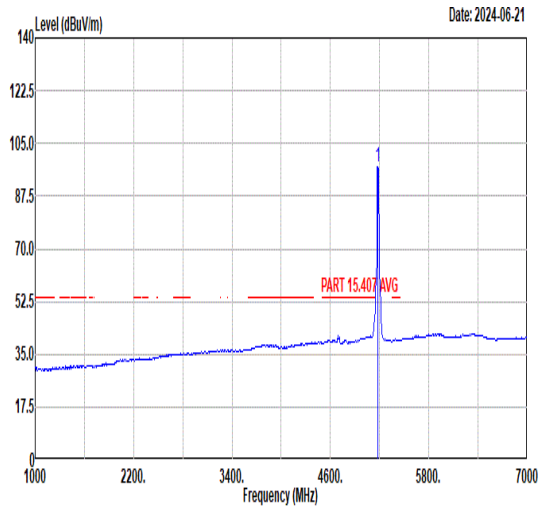 Freq Level Limit Line Margin Read Level Ant Factor Cable Loss Preamp Factor APos TPos Remark MHz dBuV/m dBuV/m dB dBuV dB/m dB dB cm deg 1 5180.00 97.45 ------ ------ 87.50 34.64 7.94 32.63 243 2 AVERAGE

Mode	4	
	Harmonic	
	U-NII-1_5.15-5.25_802.11ac VHT20_CH36_5180MHz	
ANT	6	
Pol.	Horizontal	Vertical
Peak Avg	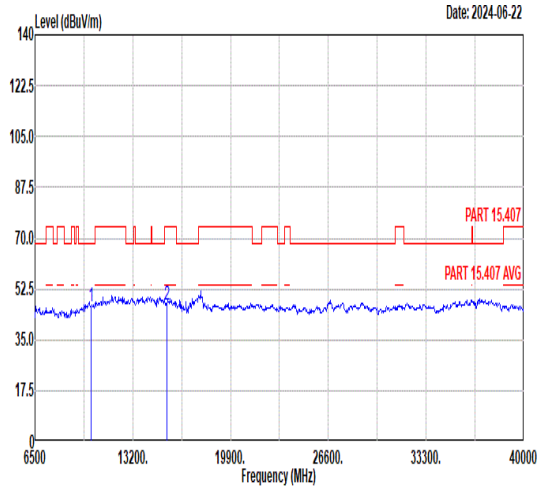 Freq Level Limit Line Margin Read Level Ant Factor Cable Loss Preamp Factor APos TPos Remark MHz dBuV/m dBuV/m dB dBuV dB/m dB dB cm deg 1 10360.00 46.65 68.30 -21.65 57.59 37.33 10.73 59.00 -- -- Peak 2 15540.00 47.01 74.00 -26.99 54.30 38.93 12.72 58.94 -- -- Peak	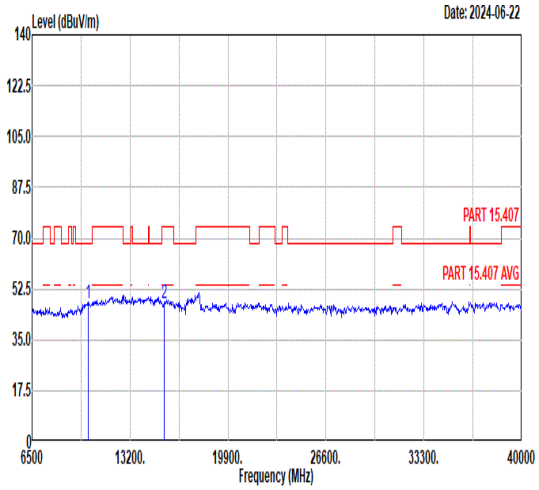 Freq Level Limit Line Margin Read Level Ant Factor Cable Loss Preamp Factor APos TPos Remark MHz dBuV/m dBuV/m dB dBuV dB/m dB dB cm deg 1 10360.00 47.31 68.30 -20.99 58.25 37.33 10.73 59.00 -- -- Peak 2 15540.00 47.54 74.00 -26.46 54.83 38.93 12.72 58.94 -- -- Peak

Mode	5	
	Harmonic	
	U-NII-1_5.15-5.25_802.11ac VHT20_CH44_5220MHz	
ANT	6	
Pol.	Horizontal	Vertical
Peak Avg	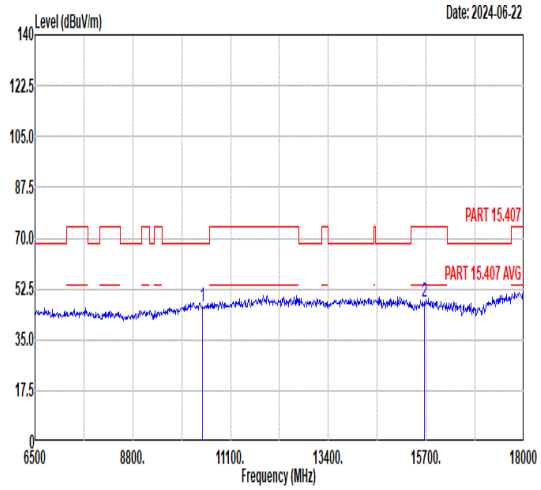 Freq Level Limit Line Margin Read Level Ant Factor Cable Loss Preamp Factor APos TPos Remark MHz dBuV/m dBuV/m dB dBuV dB/m dB dB cm deg 1 10440.00 46.34 68.30 -21.96 57.03 37.43 10.79 58.91 -- -- Peak 2 15660.00 48.19 74.00 -25.81 55.50 39.03 12.72 59.06 -- -- Peak	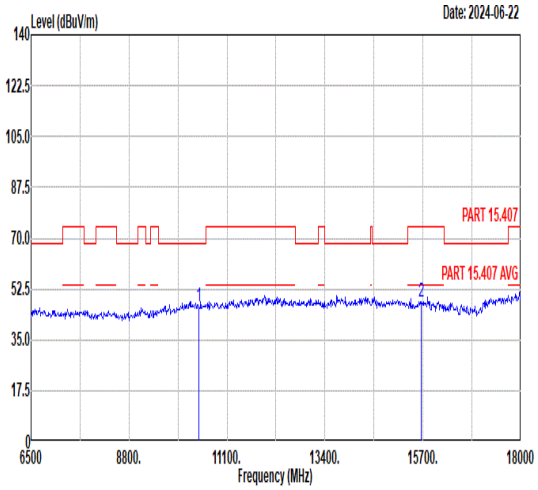 Freq Level Limit Line Margin Read Level Ant Factor Cable Loss Preamp Factor APos TPos Remark MHz dBuV/m dBuV/m dB dBuV dB/m dB dB cm deg 1 10440.00 46.37 68.30 -21.93 57.06 37.43 10.79 58.91 -- -- Peak 2 15660.00 47.86 74.00 -26.14 55.17 39.03 12.72 59.06 -- -- Peak

Mode	6	
	Band Edge - L	
	U-NII-1_5.15-5.25_802.11ac VHT20_CH48_5240MHz	
ANT	6	
Pol.	Horizontal	Fundamental
Peak	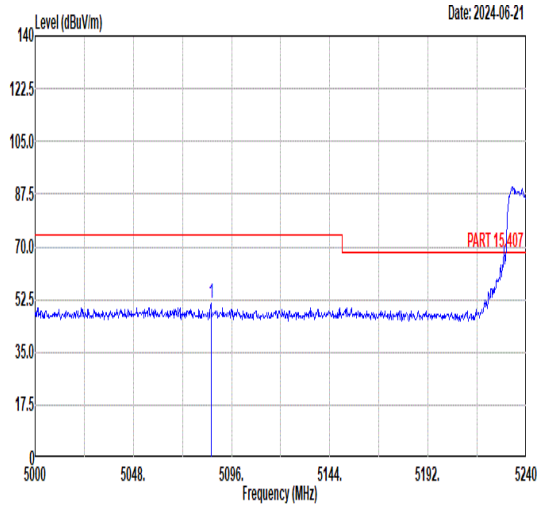 Freq Level Limit Line Margin Read Level Ant Factor Cable Loss Preamp Factor APos TPos Remark MHz dBuV/m dBuV/m dB dBuV dB/m dB dB cm deg 1 5085.92 51.18 74.00 -22.82 41.40 34.57 7.88 32.67 300 273 PEAK	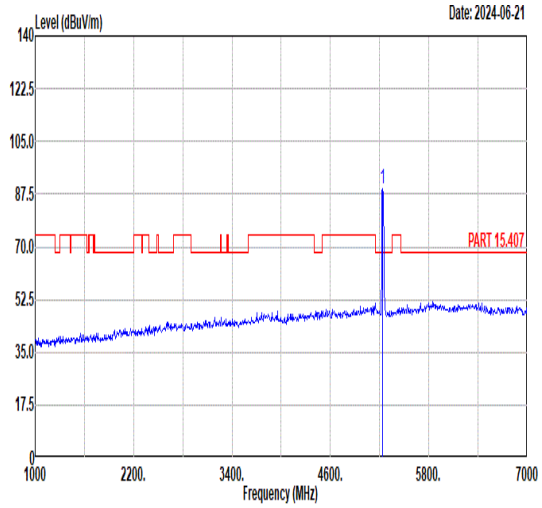 Freq Level Limit Line Margin Read Level Ant Factor Cable Loss Preamp Factor APos TPos Remark MHz dBuV/m dBuV/m dB dBuV dB/m dB dB cm deg 1 5240.00 89.34 ------ ------ 79.23 34.69 8.02 32.60 300 273 PEAK
Avg	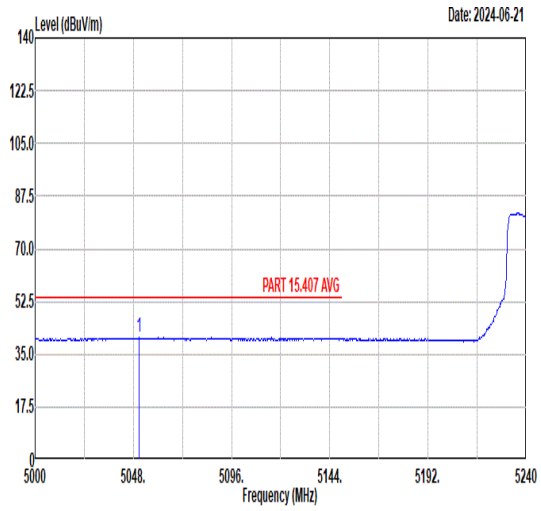 Freq Level Limit Line Margin Read Level Ant Factor Cable Loss Preamp Factor APos TPos Remark MHz dBuV/m dBuV/m dB dBuV dB/m dB dB cm deg 1 5050.88 40.55 54.00 -13.45 30.84 34.54 7.85 32.68 300 273 AVERAGE	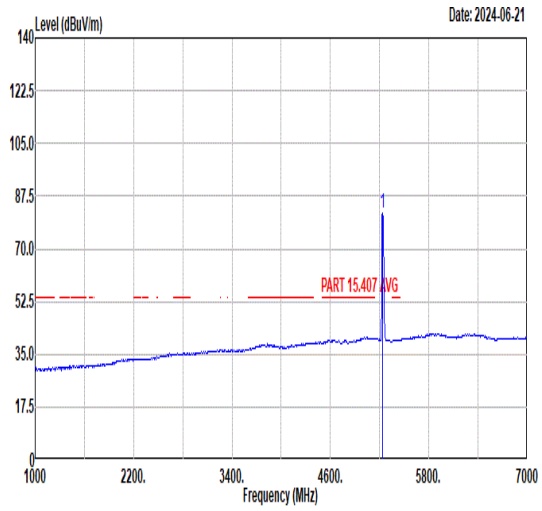 Freq Level Limit Line Margin Read Level Ant Factor Cable Loss Preamp Factor APos TPos Remark MHz dBuV/m dBuV/m dB dBuV dB/m dB dB cm deg 1 5240.00 81.66 ------ ------ 71.55 34.69 8.02 32.60 300 273 AVERAGE

Mode	6	
	Band Edge - R	
	U-NII-1_5.15-5.25_802.11ac VHT20_CH48_5240MHz	
ANT	6	
Pol.	Horizontal	Fundamental
Peak	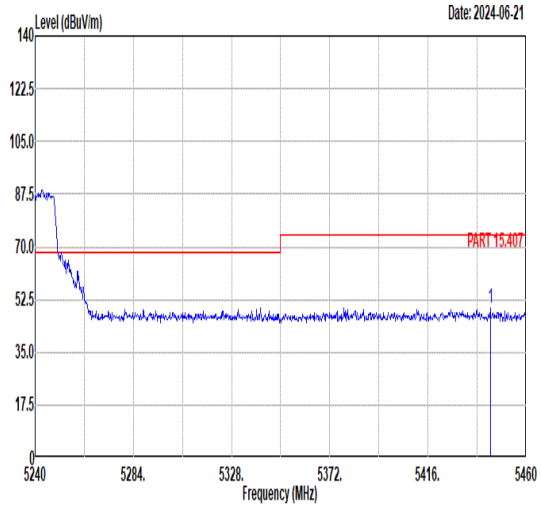 Freq Level Limit Line Margin Read Level Ant Factor Cable Loss Preamp Factor APos TPos Remark MHz dBuV/m dBuV/m dB dBuV dB/m dB dB cm deg 1 5443.94 49.74 74.00 -24.26 38.98 34.85 8.43 32.52 300 273 PEAK	Blank
Avg	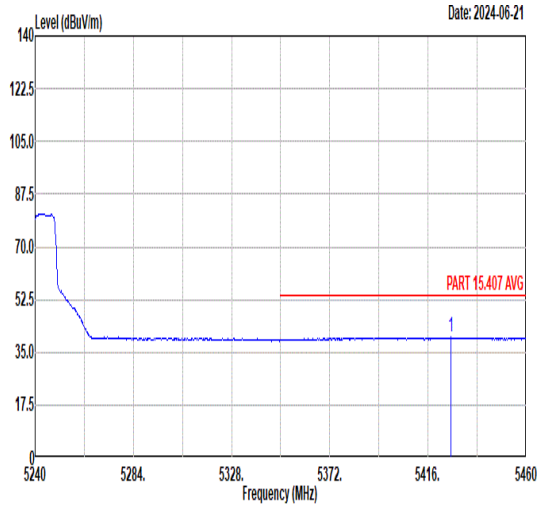 Freq Level Limit Line Margin Read Level Ant Factor Cable Loss Preamp Factor APos TPos Remark MHz dBuV/m dBuV/m dB dBuV dB/m dB dB cm deg 1 5426.12 40.17 54.00 -13.83 29.41 34.84 8.45 32.53 300 273 AVERAGE	Blank

Mode	6	
	Band Edge - L	
	U-NII-1_5.15-5.25_802.11ac VHT20_CH48_5240MHz	
ANT	6	
Pol.	Vertical	Fundamental
Peak	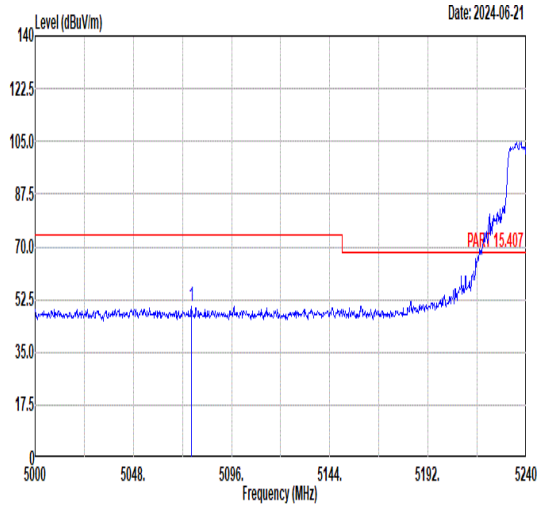 Freq Level Limit Line Margin Read Level Ant Factor Cable Loss Preamp Factor APos TPos Remark MHz dBuV/m dBuV/m dB dBuV dB/m dB dB cm deg 1 5076.32 50.02 74.00 -23.98 40.26 34.56 7.87 32.67 285 360 PEAK	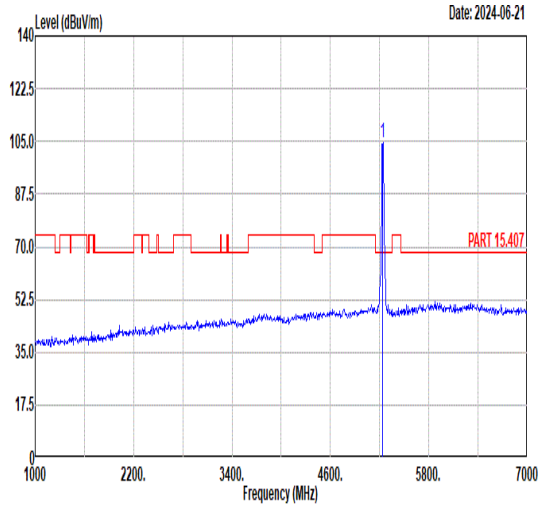 Freq Level Limit Line Margin Read Level Ant Factor Cable Loss Preamp Factor APos TPos Remark MHz dBuV/m dBuV/m dB dBuV dB/m dB dB cm deg 1 5240.00 104.55 ------ ------ 94.42 34.69 8.04 32.60 285 360 PEAK
Avg	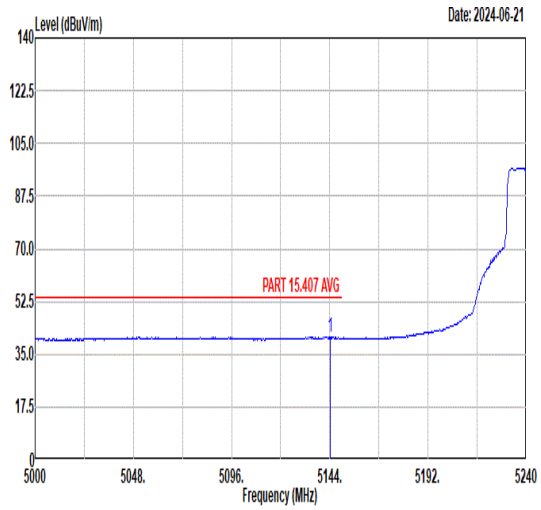 Freq Level Limit Line Margin Read Level Ant Factor Cable Loss Preamp Factor APos TPos Remark MHz dBuV/m dBuV/m dB dBuV dB/m dB dB cm deg 1 5144.24 40.92 54.00 -13.08 31.03 34.62 7.91 32.64 285 360 AVERAGE	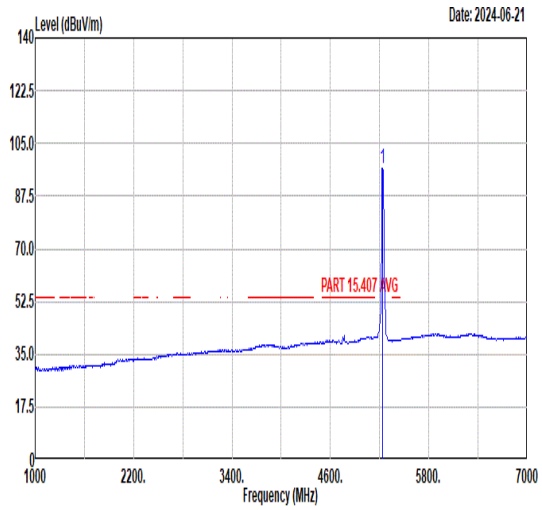 Freq Level Limit Line Margin Read Level Ant Factor Cable Loss Preamp Factor APos TPos Remark MHz dBuV/m dBuV/m dB dBuV dB/m dB dB cm deg 1 5240.00 96.71 ------ ------ 86.60 34.69 8.02 32.60 285 360 AVERAGE

Mode	6	
	Band Edge - R	
	U-NII-1_5.15-5.25_802.11ac VHT20_CH48_5240MHz	
ANT	6	
Pol.	Vertical	Fundamental
Peak	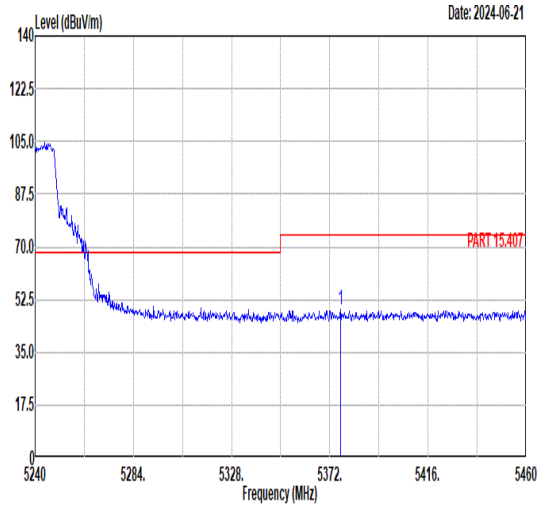 Freq Level Limit Line Margin Read Level Ant Factor Cable Loss Preamp Factor APos TPos Remark MHz dBuV/m dBuV/m dB dBuV dB/m dB dB cm deg 1 5376.84 49.14 74.00 -24.86 38.49 34.80 8.40 32.55 285 360 PEAK	Blank
Avg	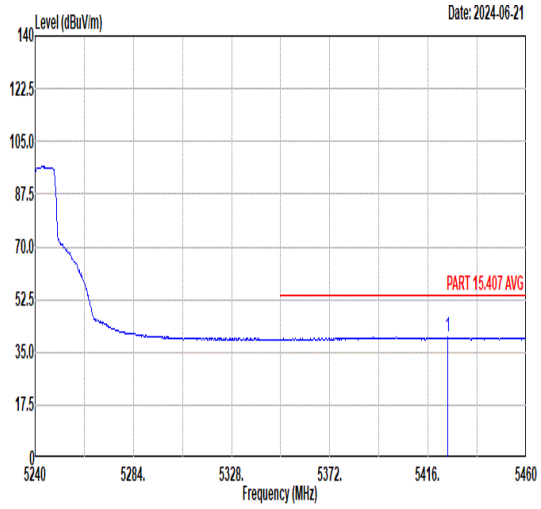 Freq Level Limit Line Margin Read Level Ant Factor Cable Loss Preamp Factor APos TPos Remark MHz dBuV/m dBuV/m dB dBuV dB/m dB dB cm deg 1 5424.80 39.90 54.00 -14.10 29.13 34.84 8.46 32.53 285 360 AVERAGE	Blank

Mode	6	
	Harmonic	
	U-NII-1_5.15-5.25_802.11ac VHT20_CH48_5240MHz	
ANT	6	
Pol.	Horizontal	Vertical
Peak Avg	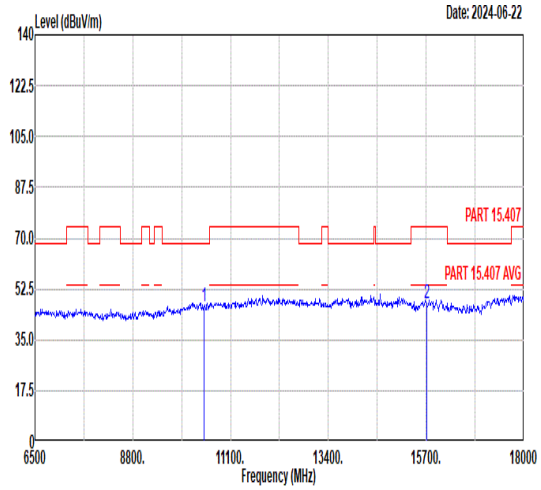 Freq Level Limit Line Margin Read Level Ant Factor Cable Loss Preamp Factor APos TPos Remark MHz dBuV/m dBuV/m dB dBuV dB/m dB dB cm deg 1 10480.00 46.58 68.30 -21.72 57.16 37.47 10.82 58.87 -- -- Peak 2 15720.00 47.60 74.00 -26.40 54.93 39.08 12.71 59.12 -- -- Peak	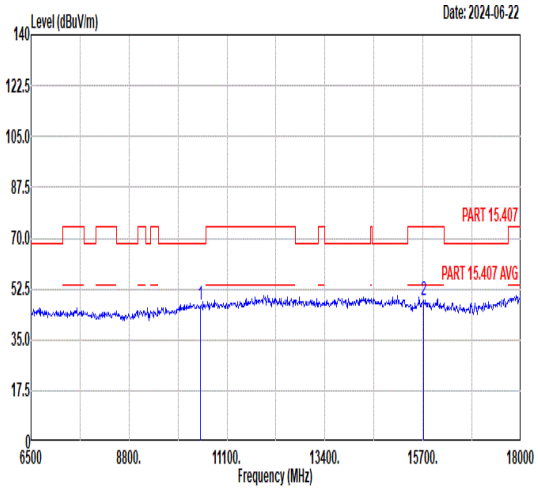 Freq Level Limit Line Margin Read Level Ant Factor Cable Loss Preamp Factor APos TPos Remark MHz dBuV/m dBuV/m dB dBuV dB/m dB dB cm deg 1 10480.00 47.01 68.30 -21.29 57.59 37.47 10.82 58.87 -- -- Peak 2 15720.00 48.53 74.00 -25.47 55.86 39.08 12.71 59.12 -- -- Peak

Mode	7	
	Band Edge - L	
	U-NII-1_5.15-5.25_802.11ac VHT40_CH38_5190MHz	
ANT	6	
Pol.	Horizontal	Fundamental
Peak	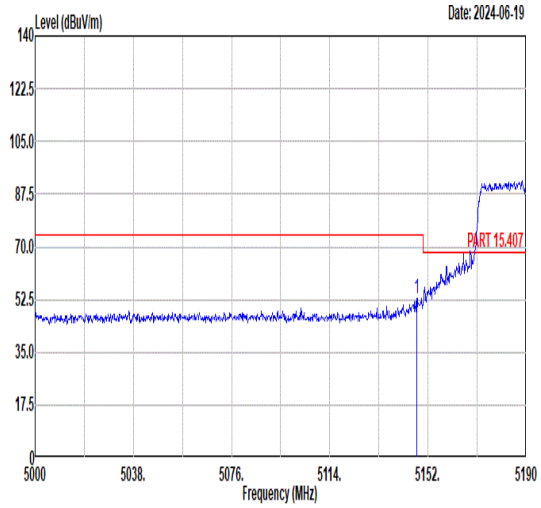 Freq Level Limit Line Margin Read Level Ant Factor Cable Loss Preamp Factor APos TPos Remark MHz dBuV/m dBuV/m dB dBuV dB/m dB dB cm deg 1 5147.63 52.92 74.00 -21.08 43.02 34.62 7.92 32.64 100 305 PEAK	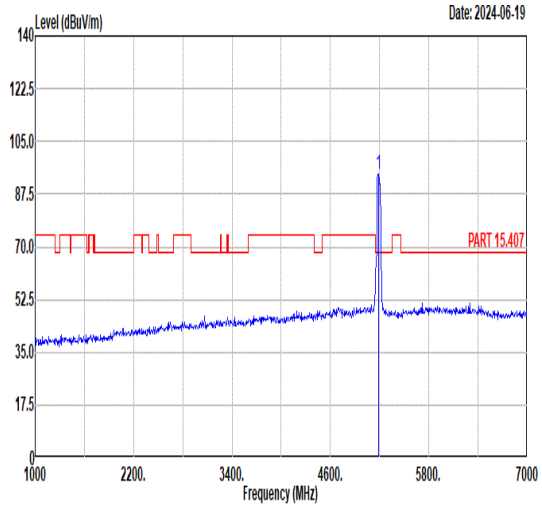 Freq Level Limit Line Margin Read Level Ant Factor Cable Loss Preamp Factor APos TPos Remark MHz dBuV/m dBuV/m dB dBuV dB/m dB dB cm deg 1 5190.00 94.12 ------ ------ 84.15 34.65 7.94 32.62 100 305 PEAK
Avg	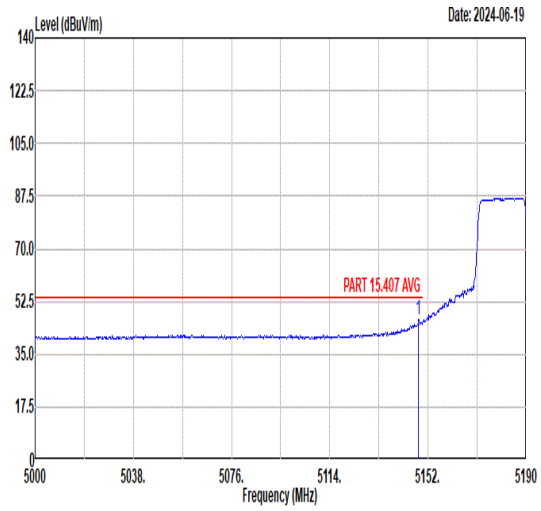 Freq Level Limit Line Margin Read Level Ant Factor Cable Loss Preamp Factor APos TPos Remark MHz dBuV/m dBuV/m dB dBuV dB/m dB dB cm deg 1 5148.39 46.61 54.00 -7.39 36.71 34.62 7.92 32.64 100 305 AVERAGE	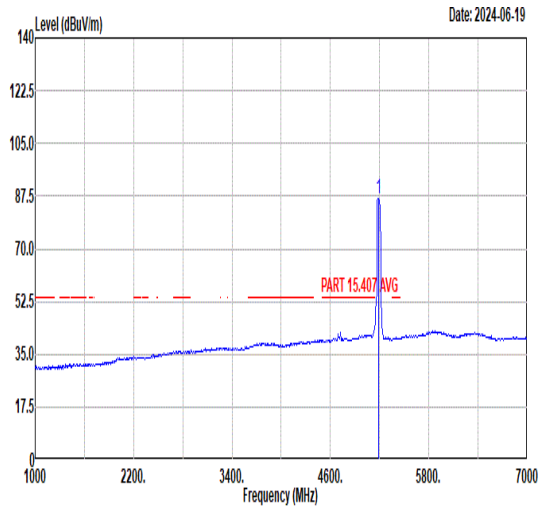 Freq Level Limit Line Margin Read Level Ant Factor Cable Loss Preamp Factor APos TPos Remark MHz dBuV/m dBuV/m dB dBuV dB/m dB dB cm deg 1 5190.00 86.86 ------ ------ 76.90 34.65 7.94 32.63 100 305 AVERAGE

Mode	7	
	Band Edge - R	
	U-NII-1_5.15-5.25_802.11ac VHT40_CH38_5190MHz	
ANT	6	
Pol.	Horizontal	Fundamental
Peak	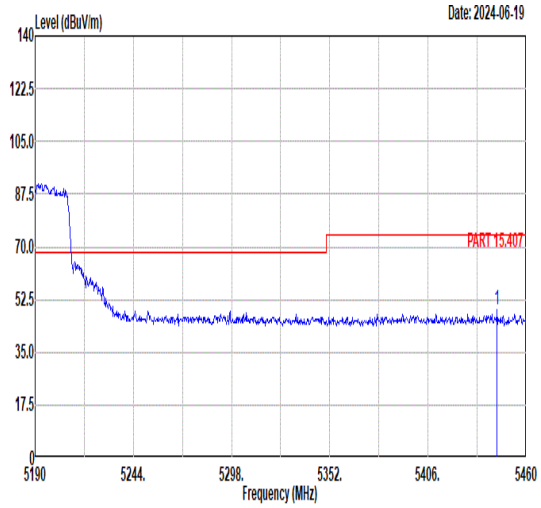 Freq Level Limit Line Margin Read Level Ant Factor Cable Loss Preamp Factor APos TPos Remark MHz dBuV/m dBuV/m dB dBuV dB/m dB dB cm deg 1 5444.07 49.11 74.00 -24.89 38.35 34.85 8.43 32.52 100 305 PEAK	Blank
Avg	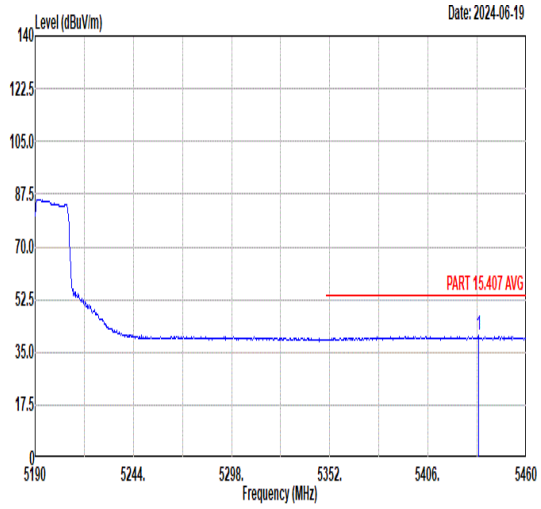 Freq Level Limit Line Margin Read Level Ant Factor Cable Loss Preamp Factor APos TPos Remark MHz dBuV/m dBuV/m dB dBuV dB/m dB dB cm deg 1 5433.81 40.45 54.00 -13.55 29.69 34.84 8.44 32.52 100 305 AVERAGE	Blank

Mode	7	
	Band Edge - L	
	U-NII-1_5.15-5.25_802.11ac VHT40_CH38_5190MHz	
ANT	6	
Pol.	Vertical	Fundamental
Peak	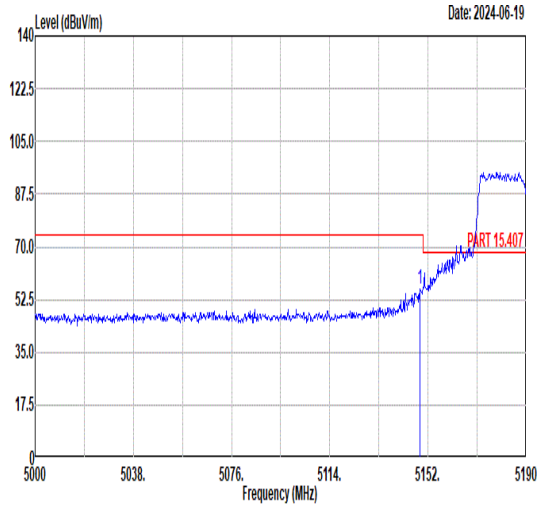 Freq Level Limit Line Margin Read Level Ant Factor Cable Loss Preamp Factor APos TPos Remark MHz dBuV/m dBuV/m dB dBuV dB/m dB dB cm deg 1 5148.77 56.24 74.00 -17.76 46.34 34.62 7.92 32.64 236 0 PEAK	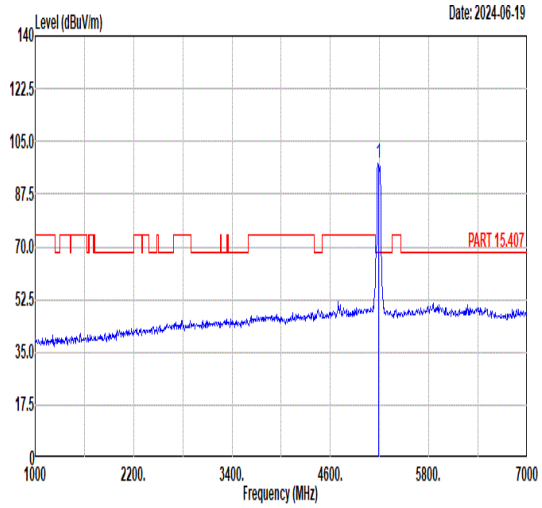 Freq Level Limit Line Margin Read Level Ant Factor Cable Loss Preamp Factor APos TPos Remark MHz dBuV/m dBuV/m dB dBuV dB/m dB dB cm deg 1 5190.00 97.57 ------ ------ 87.61 34.65 7.94 32.63 236 0 PEAK
Avg	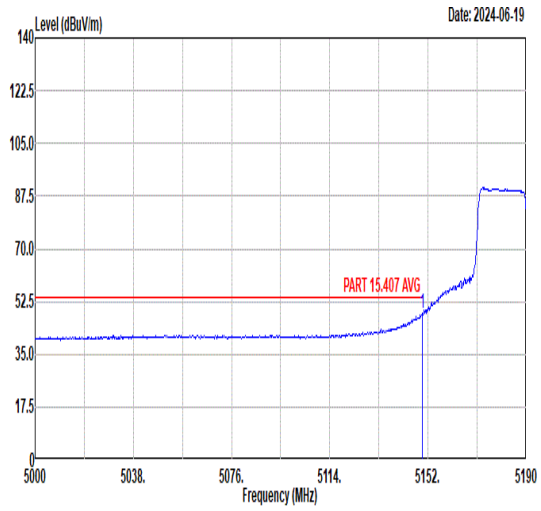 Freq Level Limit Line Margin Read Level Ant Factor Cable Loss Preamp Factor APos TPos Remark MHz dBuV/m dBuV/m dB dBuV dB/m dB dB cm deg 1 5149.91 48.72 54.00 -5.28 38.82 34.62 7.92 32.64 236 0 AVERAGE	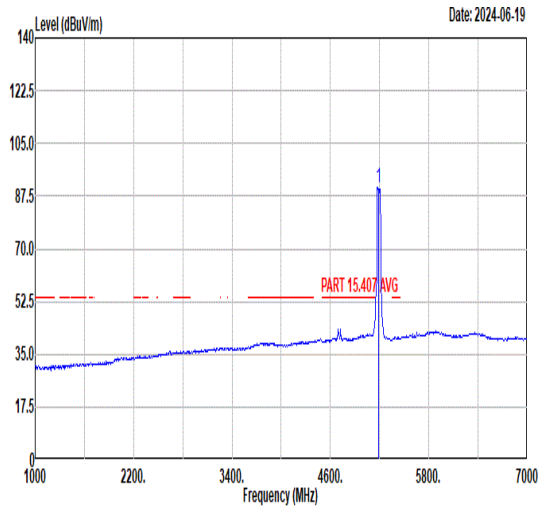 Freq Level Limit Line Margin Read Level Ant Factor Cable Loss Preamp Factor APos TPos Remark MHz dBuV/m dBuV/m dB dBuV dB/m dB dB cm deg 1 5190.00 90.31 ------ ------ 80.37 34.64 7.93 32.63 236 0 AVERAGE

Mode	7	
	Band Edge - R	
	U-NII-1_5.15-5.25_802.11ac VHT40_CH38_5190MHz	
ANT	6	
Pol.	Vertical	Fundamental
Peak	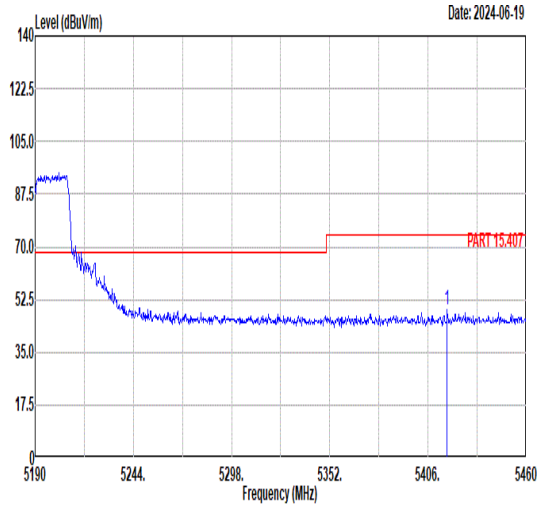 Freq Level Limit Line Margin Read Level Ant Factor Cable Loss Preamp Factor APos TPos Remark MHz dBuV/m dBuV/m dB dBuV dB/m dB dB cm deg 1 5416.53 48.99 74.00 -25.01 38.22 34.83 8.47 32.53 236 0 PEAK	Blank
Avg	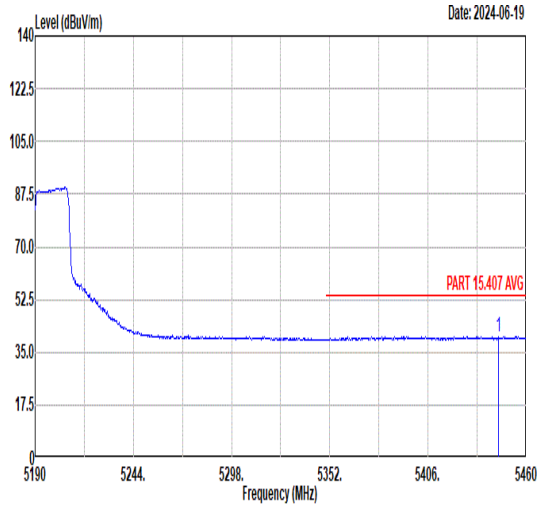 Freq Level Limit Line Margin Read Level Ant Factor Cable Loss Preamp Factor APos TPos Remark MHz dBuV/m dBuV/m dB dBuV dB/m dB dB cm deg 1 5444.61 40.28 54.00 -13.72 29.52 34.85 8.43 32.52 236 0 AVERAGE	Blank

Mode	7	
	Harmonic	
	U-NII-1_5.15-5.25_802.11ac VHT40_CH38_5190MHz	
ANT	6	
Pol.	Horizontal	Vertical
Peak Avg	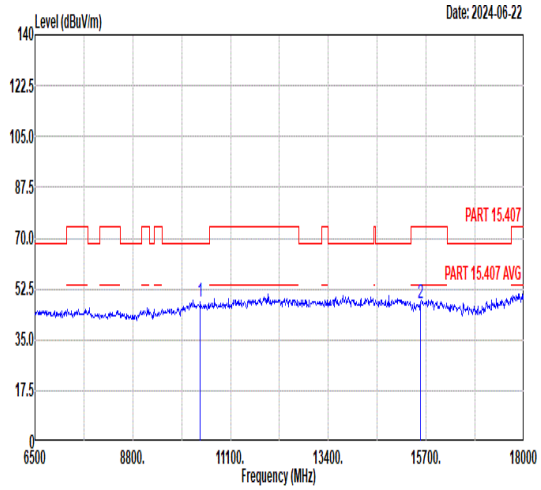 Freq Level Limit Line Margin Read Level Ant Factor Cable Loss Preamp Factor APos TPos Remark MHz dBuV/m dBuV/m dB dBuV dB/m dB dB cm deg 1 10380.00 47.95 68.30 -20.35 58.83 37.36 10.74 58.98 -- -- Peak 2 15570.00 47.68 74.00 -26.32 54.97 38.96 12.72 58.97 -- -- Peak	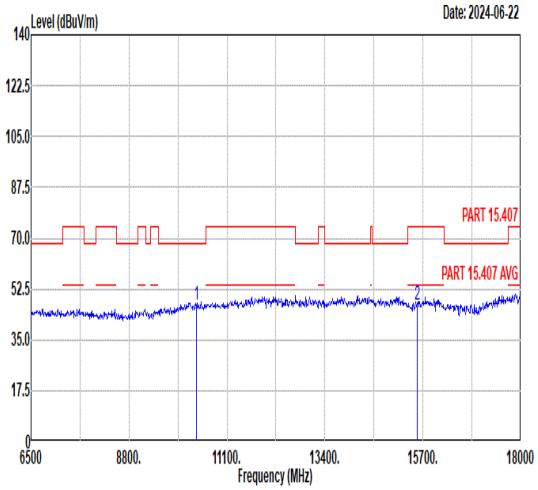 Freq Level Limit Line Margin Read Level Ant Factor Cable Loss Preamp Factor APos TPos Remark MHz dBuV/m dBuV/m dB dBuV dB/m dB dB cm deg 1 10380.00 47.21 68.30 -21.09 58.09 37.36 10.74 58.98 -- -- Peak 2 15570.00 47.18 74.00 -26.82 54.47 38.96 12.72 58.97 -- -- Peak

Mode	8	
	Band Edge - L	
	U-NII-1_5.15-5.25_802.11ac VHT40_CH46_5230MHz	
ANT	6	
Pol.	Horizontal	Fundamental
Peak	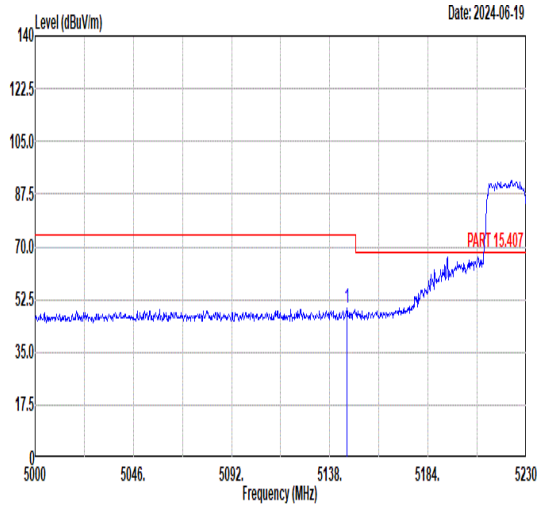 Freq Level Limit Line Margin Read Level Ant Factor Cable Loss Preamp Factor APos TPos Remark MHz dBuV/m dBuV/m dB dBuV dB/m dB dB cm deg 1 5146.05 49.56 74.00 -24.44 39.66 34.62 7.92 32.64 100 308 PEAK	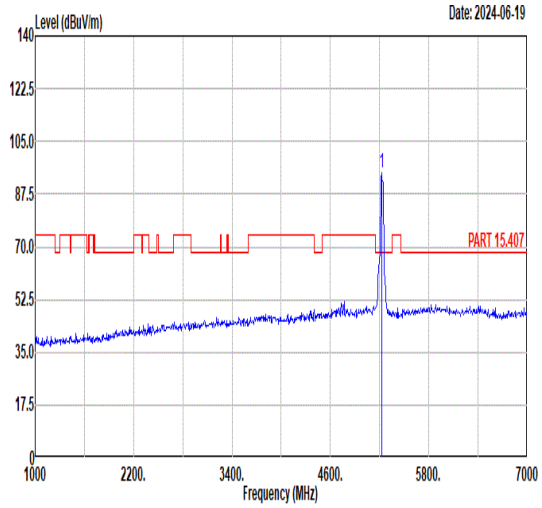 Freq Level Limit Line Margin Read Level Ant Factor Cable Loss Preamp Factor APos TPos Remark MHz dBuV/m dBuV/m dB dBuV dB/m dB dB cm deg 1 5230.00 94.35 ------ ------ 84.29 34.68 7.99 32.61 100 308 PEAK
Avg	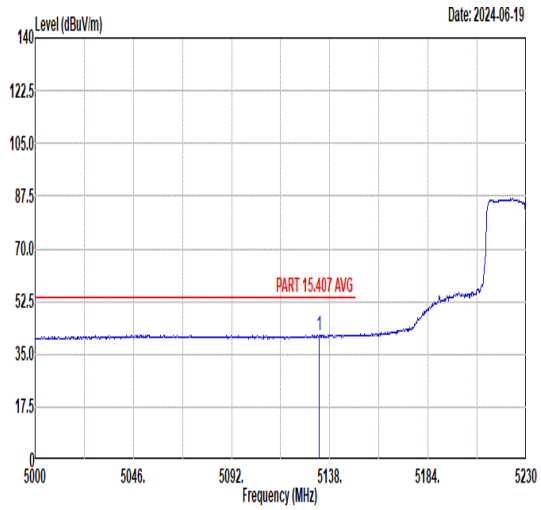 Freq Level Limit Line Margin Read Level Ant Factor Cable Loss Preamp Factor APos TPos Remark MHz dBuV/m dBuV/m dB dBuV dB/m dB dB cm deg 1 5133.17 41.47 54.00 -12.53 31.60 34.61 7.91 32.65 100 308 AVERAGE	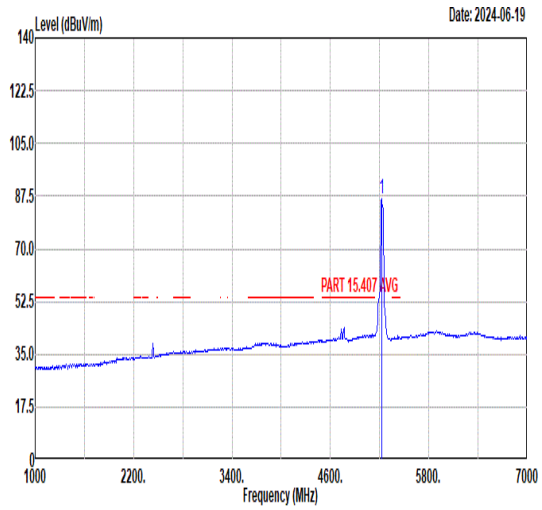 Freq Level Limit Line Margin Read Level Ant Factor Cable Loss Preamp Factor APos TPos Remark MHz dBuV/m dBuV/m dB dBuV dB/m dB dB cm deg 1 5230.00 86.66 ------ ------ 76.60 34.68 7.99 32.61 100 308 AVERAGE

Mode	8	
	Band Edge - R	
	U-NII-1_5.15-5.25_802.11ac VHT40_CH46_5230MHz	
ANT	6	
Pol.	Horizontal	Fundamental
Peak	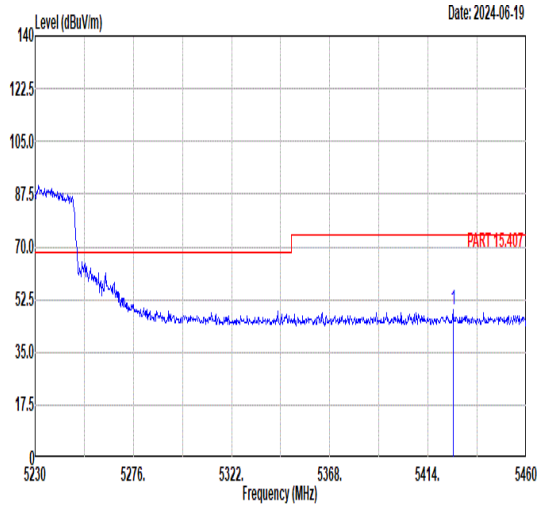 Freq Level Limit Line Margin Read Level Ant Factor Cable Loss Preamp Factor APos TPos Remark MHz dBuV/m dBuV/m dB dBuV dB/m dB dB cm deg 1 5425.73 49.35 74.00 -24.65 38.58 34.84 8.46 32.53 100 308 PEAK	Blank
Avg	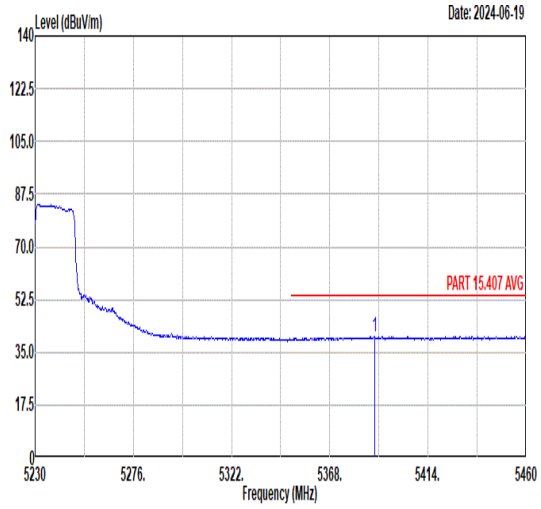 Freq Level Limit Line Margin Read Level Ant Factor Cable Loss Preamp Factor APos TPos Remark MHz dBuV/m dBuV/m dB dBuV dB/m dB dB cm deg 1 5388.93 40.27 54.00 -13.73 29.57 34.81 8.43 32.54 100 308 AVERAGE	Blank

Mode	8	
	Band Edge - L	
	U-NII-1_5.15-5.25_802.11ac VHT40_CH46_5230MHz	
ANT	6	
Pol.	Vertical	Fundamental
Peak	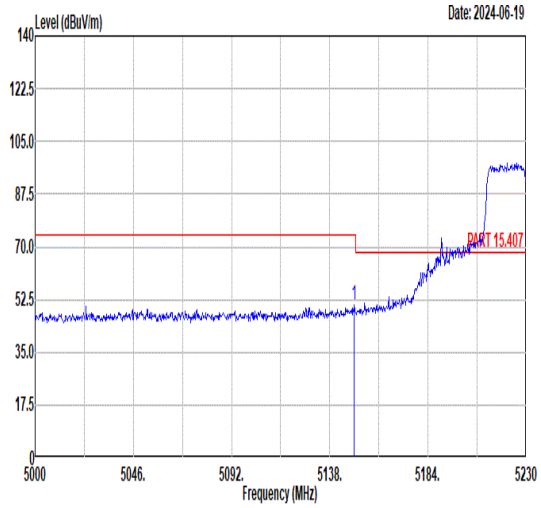 Limit Read Ant Cable Preamp APos TPos Freq Level Line Margin Level Factor Loss Factor Remark MHz dBuV/m dBuV/m dB dBuV dB/m dB dB cm deg 1 5149.50 50.85 74.00 -23.15 40.95 34.62 7.92 32.64 265 360 PEAK	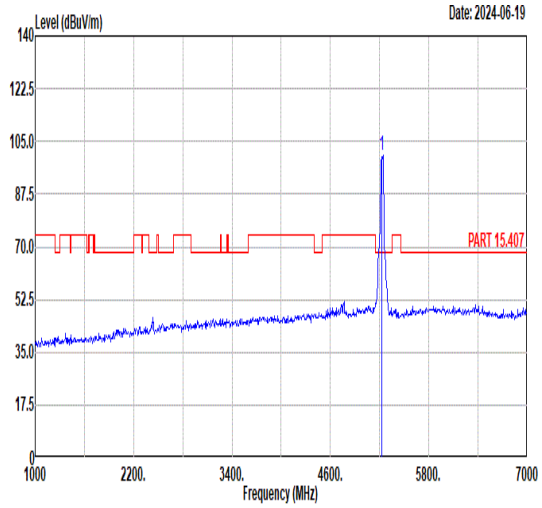 Limit Read Ant Cable Preamp APos TPos Freq Level Line Margin Level Factor Loss Factor Remark MHz dBuV/m dBuV/m dB dBuV dB/m dB dB cm deg 1 5230.00 100.13 ------ ------ 90.00 34.69 8.04 32.60 265 360 PEAK
Avg	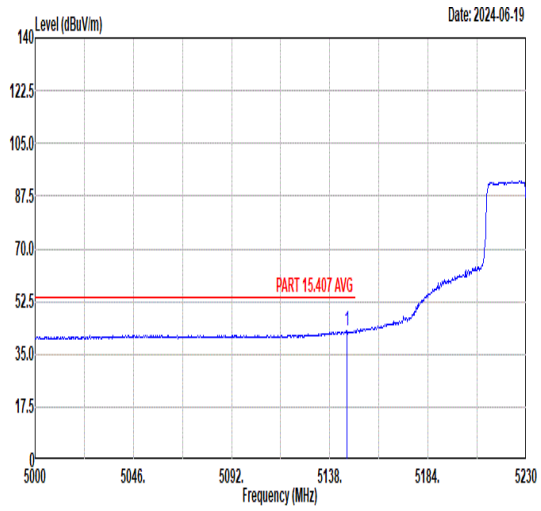 Limit Read Ant Cable Preamp APos TPos Freq Level Line Margin Level Factor Loss Factor Remark MHz dBuV/m dBuV/m dB dBuV dB/m dB dB cm deg 1 5146.05 42.64 54.00 -11.36 32.74 34.62 7.92 32.64 265 360 AVERAGE	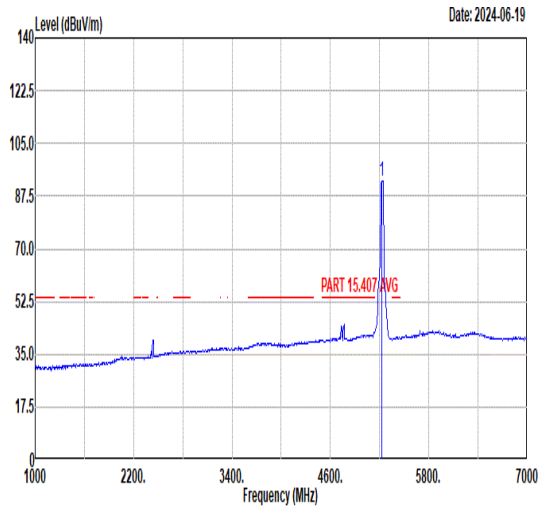 Limit Read Ant Cable Preamp APos TPos Freq Level Line Margin Level Factor Loss Factor Remark MHz dBuV/m dBuV/m dB dBuV dB/m dB dB cm deg 1 5230.00 92.58 ------ ------ 82.47 34.69 8.02 32.60 265 360 AVERAGE

Mode	8	
	Band Edge - R	
	U-NII-1_5.15-5.25_802.11ac VHT40_CH46_5230MHz	
ANT	6	
Pol.	Vertical	Fundamental
Peak	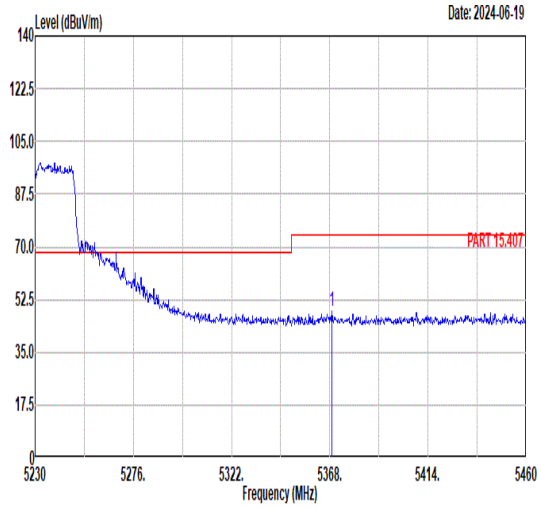 Freq Level Limit Line Margin Read Level Ant Factor Cable Loss Preamp Factor APos TPos Remark MHz dBuV/m dBuV/m dB dBuV dB/m dB dB cm deg 1 5368.92 48.77 74.00 -25.23 38.15 34.79 8.38 32.55 265 360 PEAK	Blank
Avg	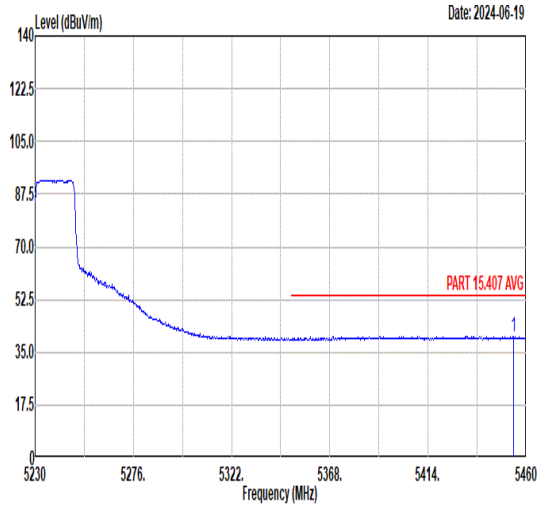 Freq Level Limit Line Margin Read Level Ant Factor Cable Loss Preamp Factor APos TPos Remark MHz dBuV/m dBuV/m dB dBuV dB/m dB dB cm deg 1 5454.02 40.29 54.00 -13.71 29.52 34.86 8.42 32.51 265 360 AVERAGE	Blank

Mode	8	
	Harmonic	
	U-NII-1_5.15-5.25_802.11ac VHT40_CH46_5230MHz	
ANT	6	
Pol.	Horizontal	Vertical
Peak Avg	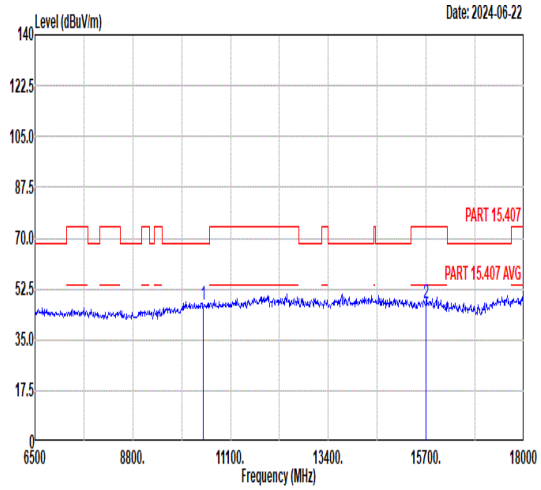 Freq Level Limit Line Margin Read Level Ant Factor Cable Loss Preamp Factor APos TPos Remark MHz dBuV/m dBuV/m dB dBuV dB/m dB dB cm deg 1 10460.00 47.17 68.30 -21.13 57.81 37.45 10.80 58.89 -- -- Peak 2 15690.00 47.58 74.00 -26.42 54.90 39.05 12.72 59.09 -- -- Peak	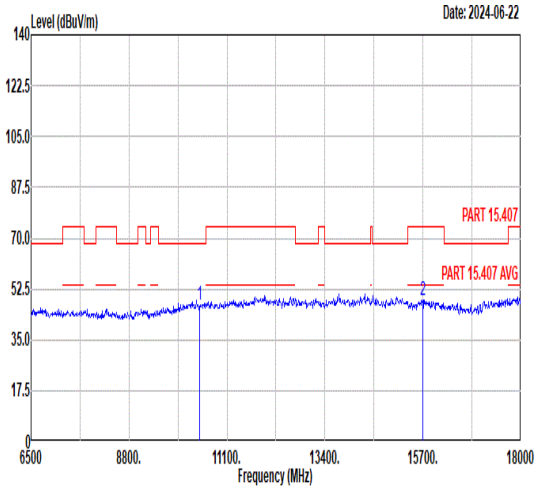 Freq Level Limit Line Margin Read Level Ant Factor Cable Loss Preamp Factor APos TPos Remark MHz dBuV/m dBuV/m dB dBuV dB/m dB dB cm deg 1 10460.00 46.88 68.30 -21.42 57.52 37.45 10.80 58.89 -- -- Peak 2 15690.00 48.73 74.00 -25.27 56.05 39.05 12.72 59.09 -- -- Peak

Mode	9	
	Band Edge - L	
	U-NII-1_5.15-5.25_802.11ac VHT80_CH42_5210MHz	
ANT	6	
Pol.	Horizontal	Fundamental
Peak	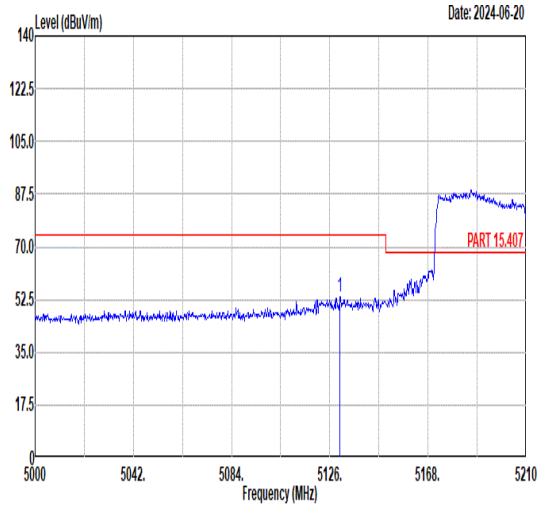 Freq Level Limit Line Margin Read Level Ant Factor Cable Loss Preamp Factor APos TPos Remark MHz dBuV/m dBuV/m dB dBuV dB/m dB dB cm deg 1 5130.41 53.28 74.00 -20.72 43.41 34.61 7.91 32.65 100 292 PEAK	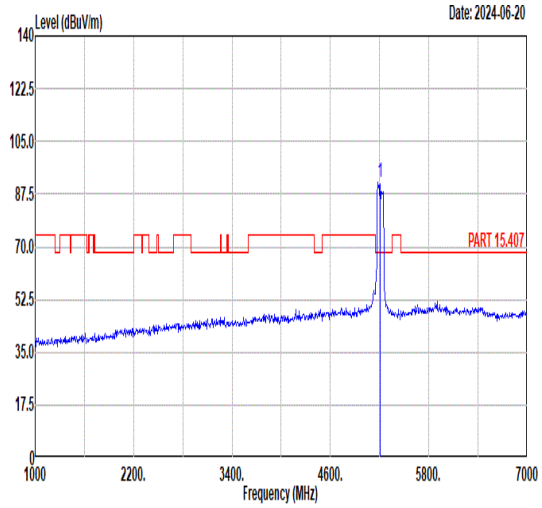 Freq Level Limit Line Margin Read Level Ant Factor Cable Loss Preamp Factor APos TPos Remark MHz dBuV/m dBuV/m dB dBuV dB/m dB dB cm deg 1 5210.00 91.52 ------ ------ 81.56 34.65 7.94 32.63 100 292 PEAK
Avg	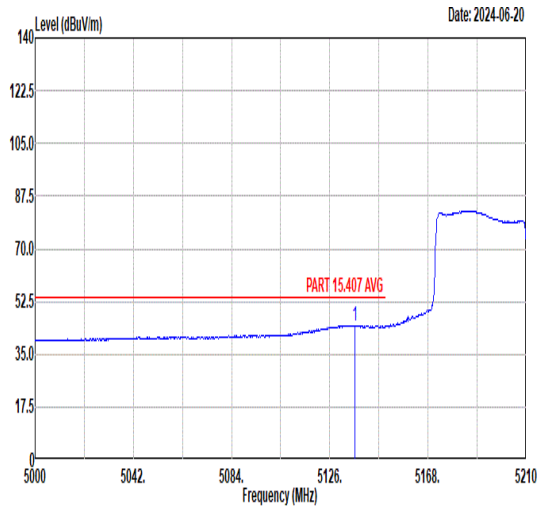 Freq Level Limit Line Margin Read Level Ant Factor Cable Loss Preamp Factor APos TPos Remark MHz dBuV/m dBuV/m dB dBuV dB/m dB dB cm deg 1 5136.71 44.63 54.00 -9.37 34.76 34.61 7.91 32.65 100 292 AVERAGE	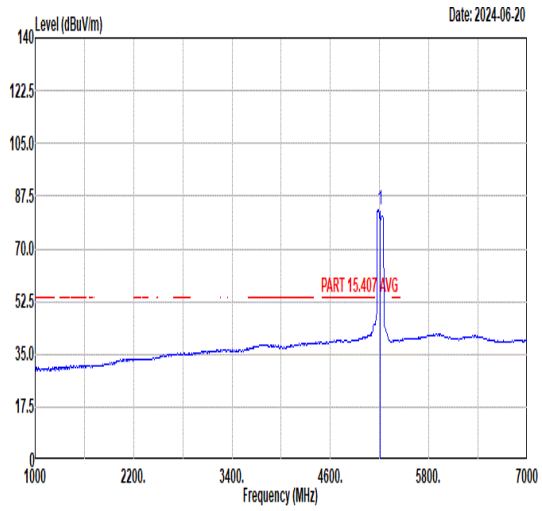 Freq Level Limit Line Margin Read Level Ant Factor Cable Loss Preamp Factor APos TPos Remark MHz dBuV/m dBuV/m dB dBuV dB/m dB dB cm deg 1 5210.00 83.09 ------ ------ 73.12 34.65 7.94 32.62 100 292 AVERAGE

Mode	9	
	Band Edge - R	
	U-NII-1_5.15-5.25_802.11ac VHT80_CH42_5210MHz	
ANT	6	
Pol.	Horizontal	Fundamental
Peak	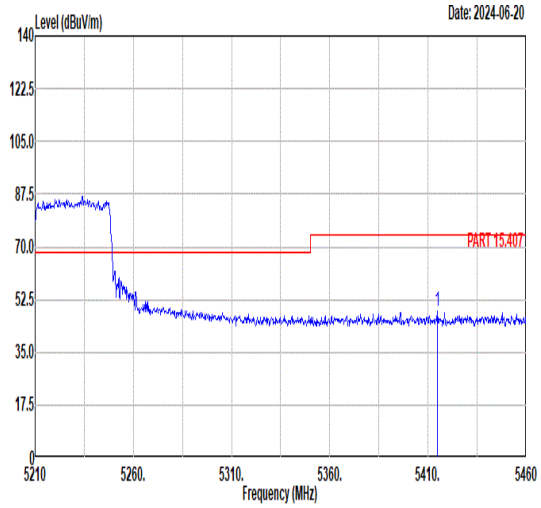 Freq Level Limit Line Margin Read Level Ant Factor Cable Loss Preamp Factor APos TPos Remark MHz dBuV/m dBuV/m dB dBuV dB/m dB dB cm deg 1 5414.75 48.37 74.00 -25.63 37.60 34.83 8.47 32.53 100 292 PEAK	Blank
Avg	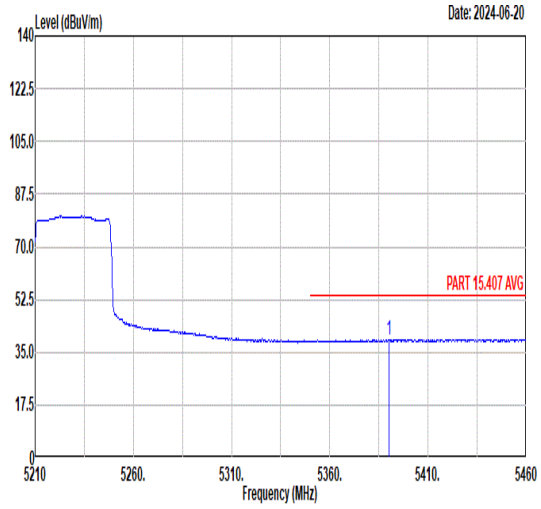 Freq Level Limit Line Margin Read Level Ant Factor Cable Loss Preamp Factor APos TPos Remark MHz dBuV/m dBuV/m dB dBuV dB/m dB dB cm deg 1 5390.00 39.27 54.00 -14.73 28.57 34.81 8.43 32.54 100 292 AVERAGE	Blank

Mode	9	
	Band Edge - L	
	U-NII-1_5.15-5.25_802.11ac VHT80_CH42_5210MHz	
ANT	6	
Pol.	Vertical	Fundamental
Peak	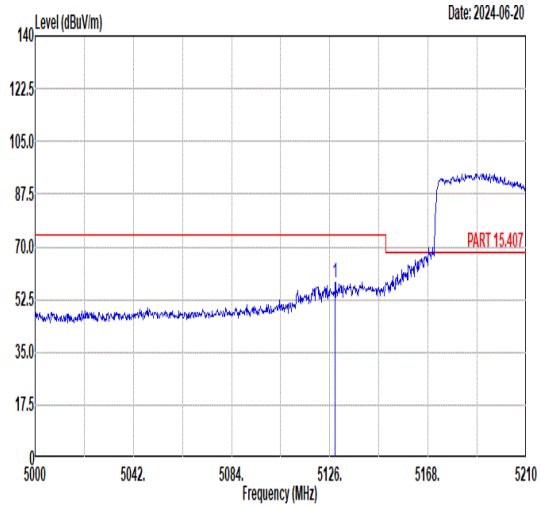 Freq Level Limit Line Margin Read Level Ant Factor Cable Loss Preamp Factor APos TPos Remark MHz dBuV/m dBuV/m dB dBuV dB/m dB dB cm deg 1 5128.31 58.23 74.00 -15.77 48.38 34.60 7.90 32.65 260 0 PEAK	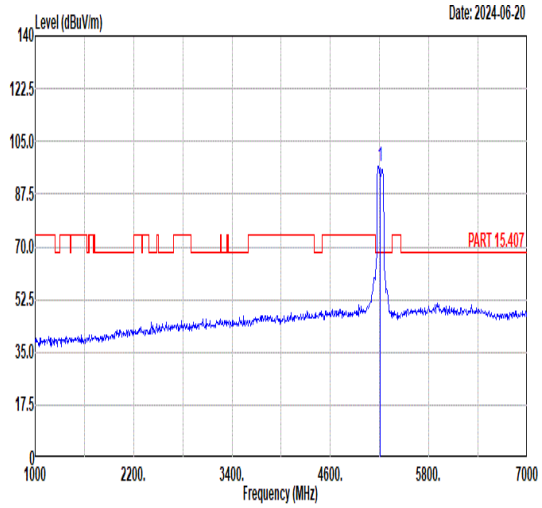 Freq Level Limit Line Margin Read Level Ant Factor Cable Loss Preamp Factor APos TPos Remark MHz dBuV/m dBuV/m dB dBuV dB/m dB dB cm deg 1 5210.00 96.48 ------ ------ 86.52 34.65 7.94 32.63 260 0 PEAK
Avg	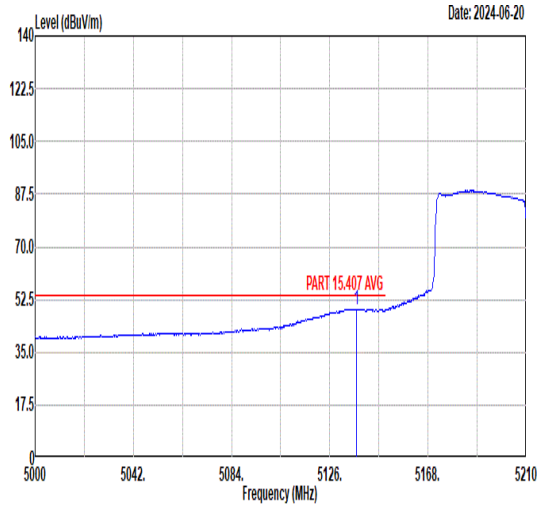 Freq Level Limit Line Margin Read Level Ant Factor Cable Loss Preamp Factor APos TPos Remark MHz dBuV/m dBuV/m dB dBuV dB/m dB dB cm deg 1 5137.34 49.34 54.00 -4.66 39.46 34.61 7.91 32.64 260 0 AVERAGE	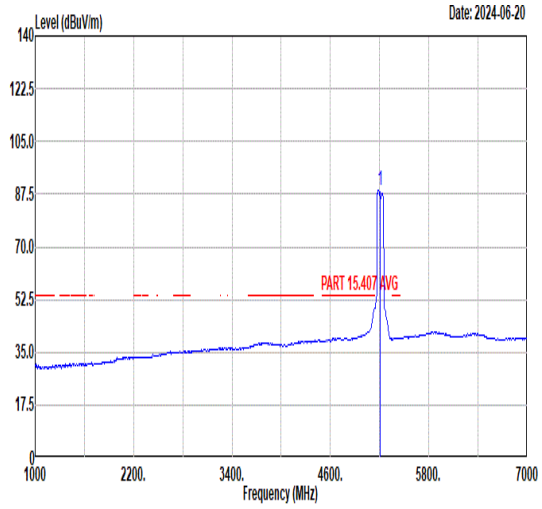 Freq Level Limit Line Margin Read Level Ant Factor Cable Loss Preamp Factor APos TPos Remark MHz dBuV/m dBuV/m dB dBuV dB/m dB dB cm deg 1 5210.00 88.88 ------ ------ 78.91 34.65 7.94 32.62 260 0 AVERAGE

Mode	9	
	Band Edge - R	
	U-NII-1_5.15-5.25_802.11ac VHT80_CH42_5210MHz	
ANT	6	
Pol.	Vertical	Fundamental
Peak	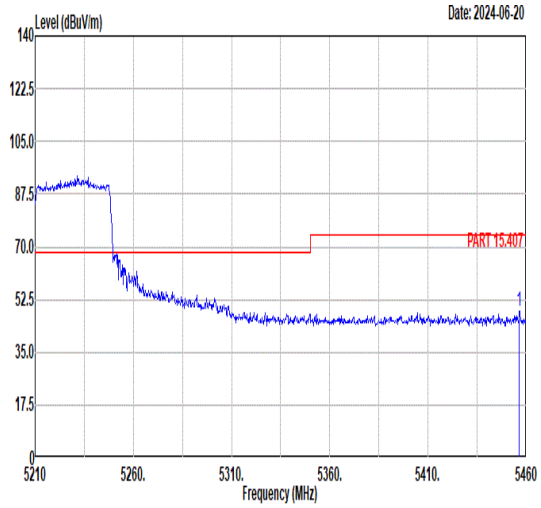 Freq Level Limit Line Margin Read Level Ant Factor Cable Loss Preamp Factor APos TPos Remark MHz dBuV/m dBuV/m dB dBuV dB/m dB dB cm deg 1 5456.50 48.76 74.00 -25.24 38.00 34.86 8.41 32.51 260 0 PEAK	Blank
Avg	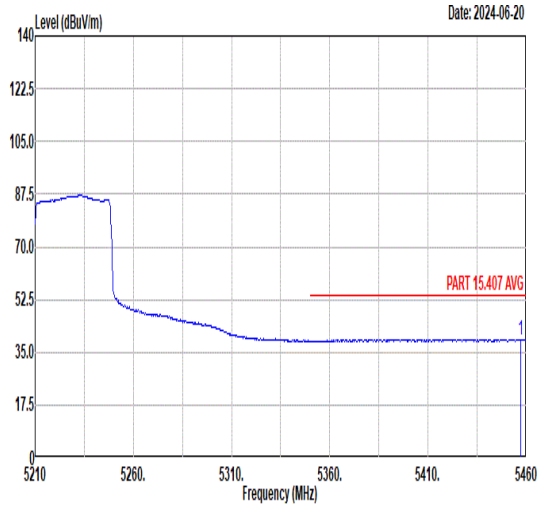 Freq Level Limit Line Margin Read Level Ant Factor Cable Loss Preamp Factor APos TPos Remark MHz dBuV/m dBuV/m dB dBuV dB/m dB dB cm deg 1 5457.00 39.34 54.00 -14.66 28.58 34.86 8.41 32.51 260 0 AVERAGE	Blank

Mode	9	
	Harmonic	
	U-NII-1_5.15-5.25_802.11ac VHT80_CH42_5210MHz	
ANT	6	
Pol.	Horizontal	Vertical
Peak Avg	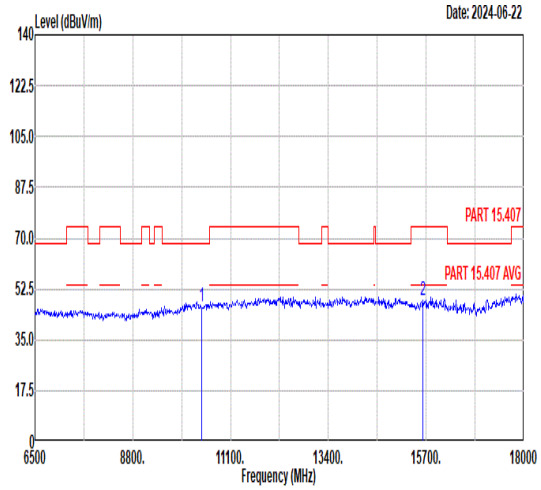 Freq Level Limit Line Margin Read Level Ant Factor Cable Loss Preamp Factor APos TPos Remark MHz dBuV/m dBuV/m dB dBuV dB/m dB dB cm deg 1 10420.00 46.56 68.30 -21.74 57.32 37.40 10.77 58.93 -- -- Peak 2 15630.00 48.58 74.00 -25.42 55.89 39.00 12.72 59.03 -- -- Peak	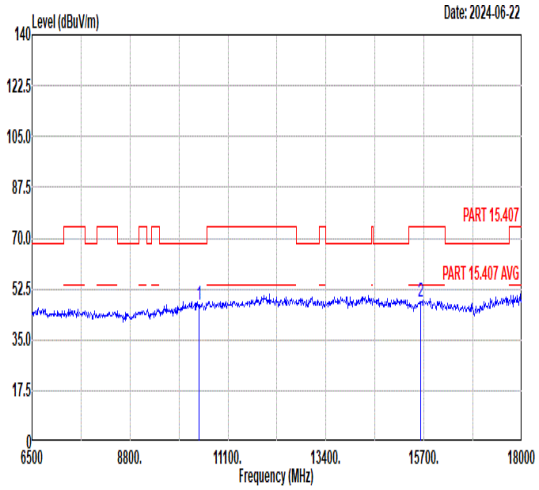 Freq Level Limit Line Margin Read Level Ant Factor Cable Loss Preamp Factor APos TPos Remark MHz dBuV/m dBuV/m dB dBuV dB/m dB dB cm deg 1 10420.00 47.16 68.30 -21.14 57.92 37.40 10.77 58.93 -- -- Peak 2 15630.00 48.19 74.00 -25.81 55.50 39.00 12.72 59.03 -- -- Peak

Mode	10	
	Harmonic	
	U-NII-2A_5.25-5.35_802.11a_CH52_5260MHz	
ANT	6	
Pol.	Horizontal	Vertical
Peak Avg	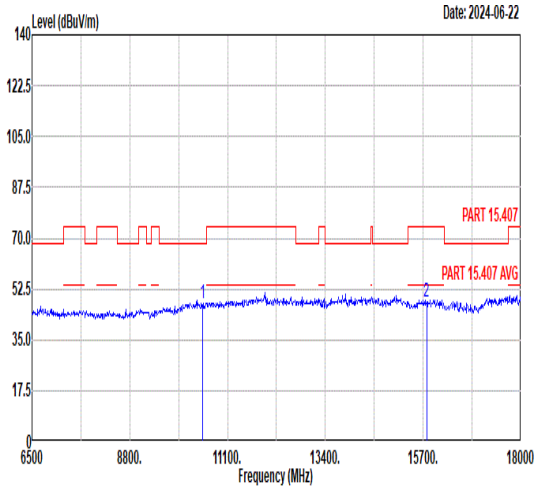 Freq Level Limit Line Margin Read Level Ant Factor Cable Loss Preamp Factor APos TPos Remark MHz dBuV/m dBuV/m dB dBuV dB/m dB dB cm deg 1 10520.00 47.35 68.30 -20.95 57.82 37.50 10.85 58.82 -- -- Peak 2 15780.00 48.03 74.00 -25.97 55.37 39.13 12.71 59.18 -- -- Peak	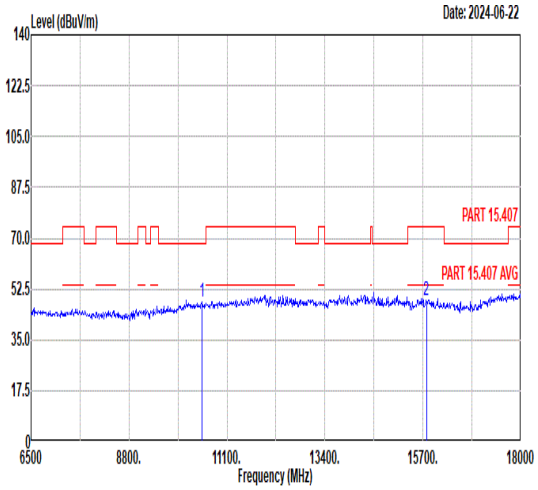 Freq Level Limit Line Margin Read Level Ant Factor Cable Loss Preamp Factor APos TPos Remark MHz dBuV/m dBuV/m dB dBuV dB/m dB dB cm deg 1 10520.00 48.15 68.30 -20.15 58.62 37.50 10.85 58.82 -- -- Peak 2 15780.00 48.38 74.00 -25.62 55.72 39.13 12.71 59.18 -- -- Peak

Mode	11	
	Harmonic	
	U-NII-2A_5.25-5.35_802.11a_CH60_5300MHz	
ANT	6	
Pol.	Horizontal	Vertical
Peak Avg	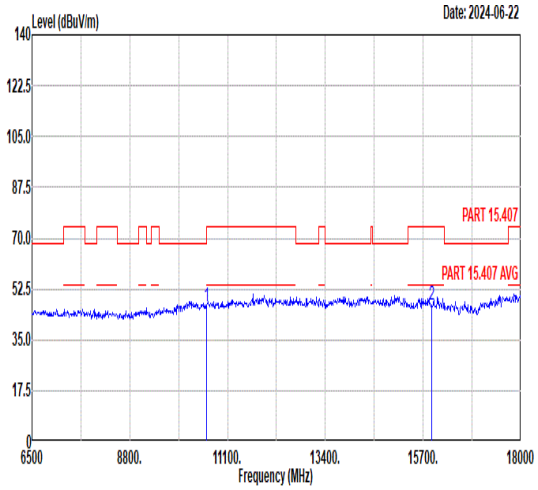 Freq Level Limit Line Margin Read Level Ant Factor Cable Loss Preamp Factor APos TPos Remark MHz dBuV/m dBuV/m dB dBuV dB/m dB dB cm deg 1 10600.00 46.74 74.00 -27.26 57.04 37.52 10.91 58.73 -- -- Peak 2 15900.00 47.02 74.00 -26.98 54.39 39.22 12.71 59.30 -- -- Peak	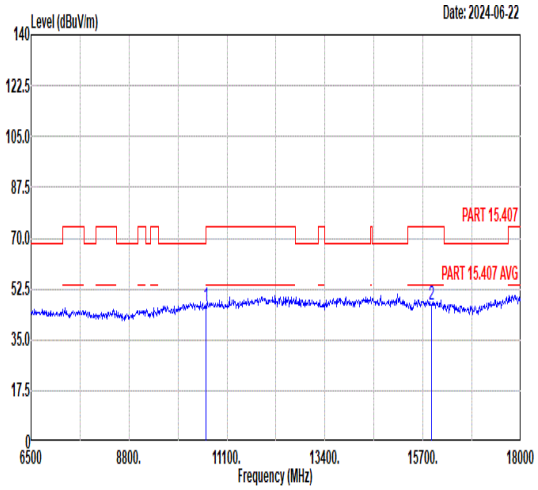 Freq Level Limit Line Margin Read Level Ant Factor Cable Loss Preamp Factor APos TPos Remark MHz dBuV/m dBuV/m dB dBuV dB/m dB dB cm deg 1 10600.00 46.47 74.00 -27.53 56.77 37.52 10.91 58.73 -- -- Peak 2 15900.00 47.16 74.00 -26.84 54.53 39.22 12.71 59.30 -- -- Peak

Mode	12	
	Band Edge	
	U-NII-2A_5.25-5.35_802.11a_CH64_5320MHz	
ANT	6	
Pol.	Horizontal	Fundamental
Peak	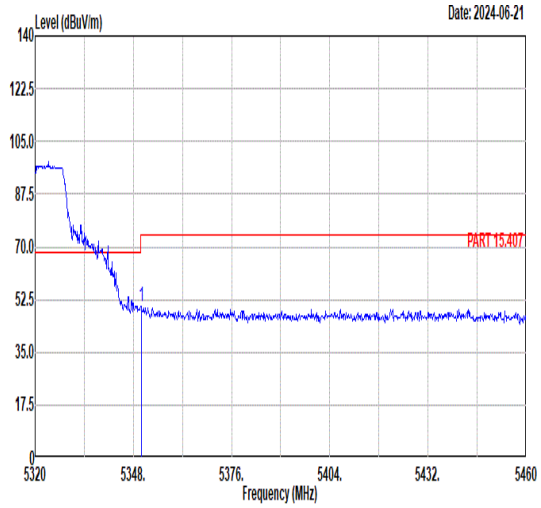 Freq Level Limit Line Margin Read Level Ant Factor Cable Loss Preamp Factor APos TPos Remark MHz dBuV/m dBuV/m dB dBuV dB/m dB dB cm deg 1 5350.24 50.14 74.00 -23.86 39.59 34.78 8.33 32.56 297 286 PEAK	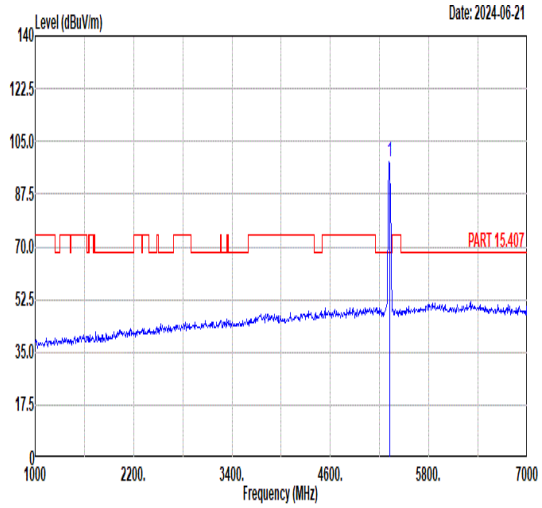 Freq Level Limit Line Margin Read Level Ant Factor Cable Loss Preamp Factor APos TPos Remark MHz dBuV/m dBuV/m dB dBuV dB/m dB dB cm deg 1 5320.00 98.43 ------ ------ 88.02 34.75 8.23 32.57 297 286 PEAK
Avg	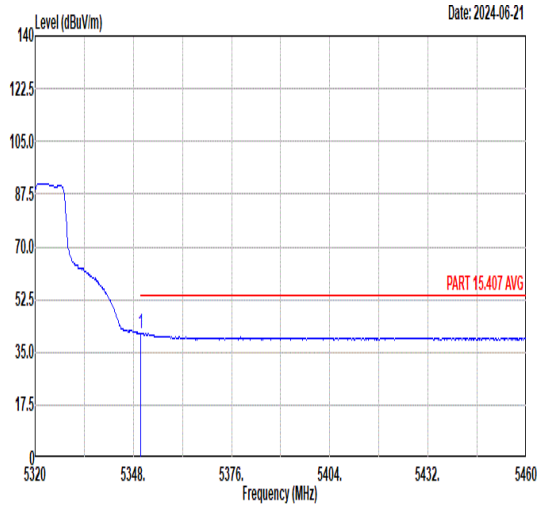 Freq Level Limit Line Margin Read Level Ant Factor Cable Loss Preamp Factor APos TPos Remark MHz dBuV/m dBuV/m dB dBuV dB/m dB dB cm deg 1 5350.10 41.40 54.00 -12.60 30.85 34.78 8.33 32.56 297 286 AVERAGE	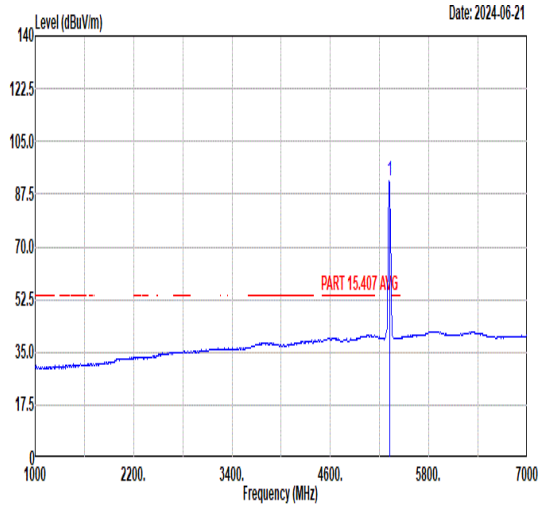 Freq Level Limit Line Margin Read Level Ant Factor Cable Loss Preamp Factor APos TPos Remark MHz dBuV/m dBuV/m dB dBuV dB/m dB dB cm deg 1 5320.00 91.73 ------ ------ 81.32 34.75 8.23 32.57 297 286 AVERAGE

Mode	12	
	Band Edge	
	U-NII-2A_5.25-5.35_802.11a_CH64_5320MHz	
ANT	6	
Pol.	Vertical	Fundamental
Peak	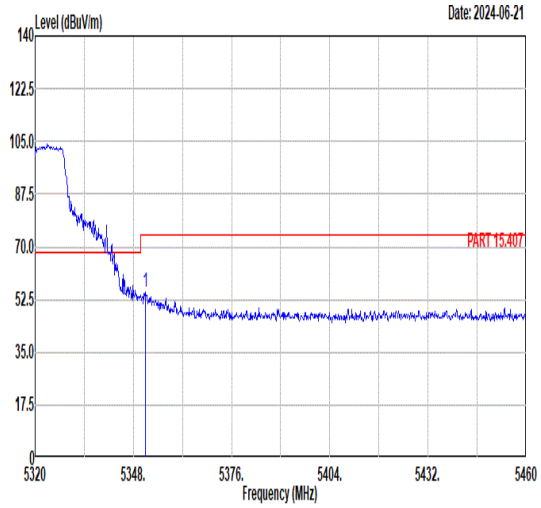 Freq Level Limit Line Margin Read Level Ant Factor Cable Loss Preamp Factor APos TPos Remark MHz dBuV/m dBuV/m dB dBuV dB/m dB dB cm deg 1 5351.50 54.71 74.00 -19.29 44.16 34.78 8.33 32.56 205 0 PEAK	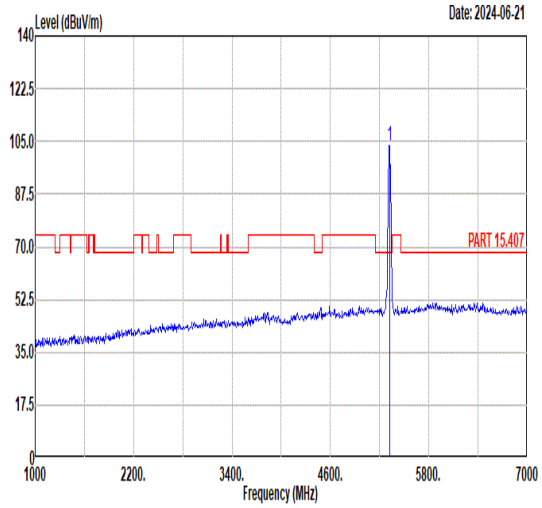 Freq Level Limit Line Margin Read Level Ant Factor Cable Loss Preamp Factor APos TPos Remark MHz dBuV/m dBuV/m dB dBuV dB/m dB dB cm deg 1 5320.00 103.58 ------ ------ 93.13 34.76 8.26 32.57 205 0 PEAK
Avg	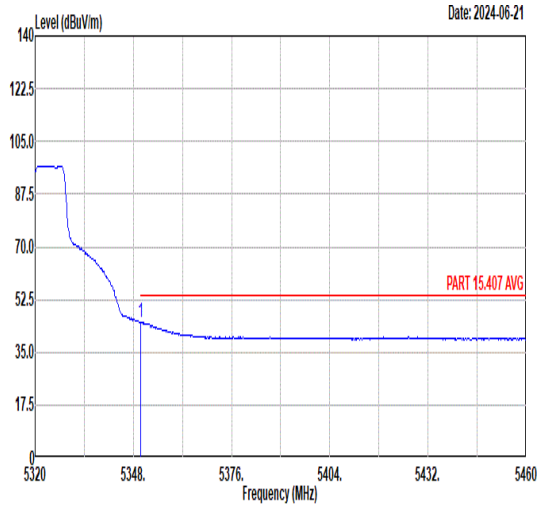 Freq Level Limit Line Margin Read Level Ant Factor Cable Loss Preamp Factor APos TPos Remark MHz dBuV/m dBuV/m dB dBuV dB/m dB dB cm deg 1 5350.10 44.93 54.00 -9.07 34.38 34.78 8.33 32.56 205 0 AVERAGE	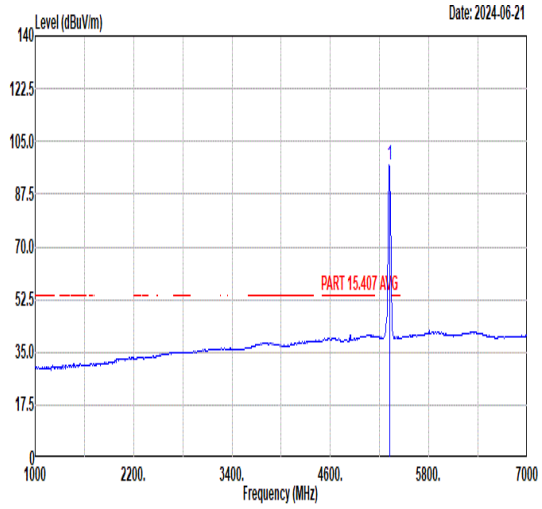 Freq Level Limit Line Margin Read Level Ant Factor Cable Loss Preamp Factor APos TPos Remark MHz dBuV/m dBuV/m dB dBuV dB/m dB dB cm deg 1 5320.00 97.01 ------ ------ 86.60 34.75 8.23 32.57 205 0 AVERAGE

Mode	12	
	Harmonic	
	U-NII-2A_5.25-5.35_802.11a_CH64_5320MHz	
ANT	6	
Pol.	Horizontal	Vertical
Peak Avg	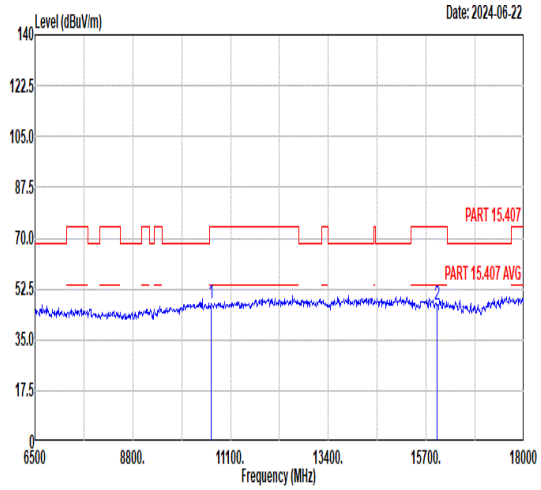 Freq Level Limit Line Margin Read Level Ant Factor Cable Loss Preamp Factor APos TPos Remark MHz dBuV/m dBuV/m dB dBuV dB/m dB dB cm deg 1 10640.00 47.35 74.00 -26.65 57.57 37.53 10.94 58.69 -- -- Peak 2 15960.00 46.97 74.00 -27.03 54.37 39.27 12.70 59.37 -- -- Peak	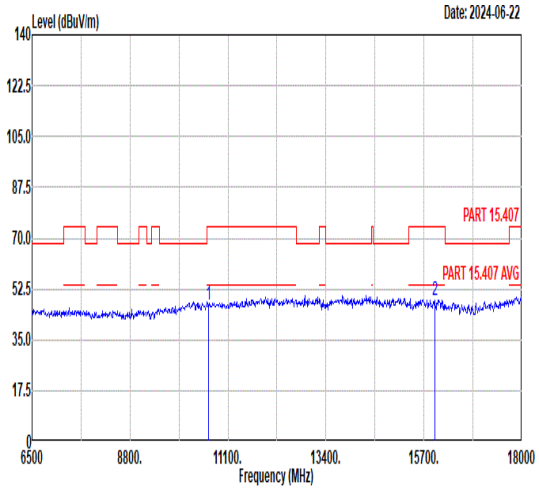 Freq Level Limit Line Margin Read Level Ant Factor Cable Loss Preamp Factor APos TPos Remark MHz dBuV/m dBuV/m dB dBuV dB/m dB dB cm deg 1 10640.00 47.20 74.00 -26.80 57.42 37.53 10.94 58.69 -- -- Peak 2 15960.00 48.61 74.00 -25.39 56.01 39.27 12.70 59.37 -- -- Peak

Mode	13	
	Harmonic	
	U-NII-2A_5.25-5.35_802.11ac VHT20_CH52_5260MHz	
ANT	6	
Pol.	Horizontal	Vertical
Peak Avg	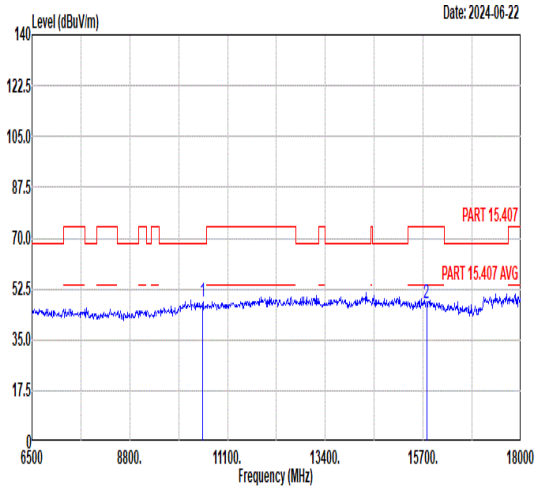 Freq Level Limit Line Margin Read Level Ant Factor Cable Loss Preamp Factor APos TPos Remark MHz dBuV/m dBuV/m dB dBuV dB/m dB dB cm deg 1 10520.00 47.83 68.30 -20.47 58.30 37.50 10.85 58.82 -- -- Peak 2 15780.00 47.37 74.00 -26.63 54.71 39.13 12.71 59.18 -- -- Peak	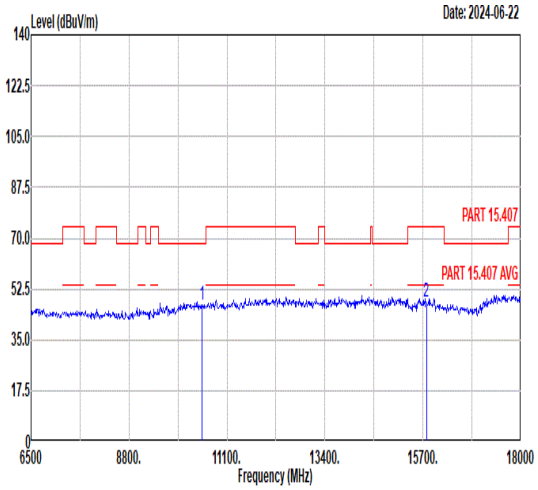 Freq Level Limit Line Margin Read Level Ant Factor Cable Loss Preamp Factor APos TPos Remark MHz dBuV/m dBuV/m dB dBuV dB/m dB dB cm deg 1 10520.00 46.79 68.30 -21.51 57.26 37.50 10.85 58.82 -- -- Peak 2 15780.00 48.32 74.00 -25.68 55.66 39.13 12.71 59.18 -- -- Peak

Mode	14	
	Harmonic	
	U-NII-2A_5.25-5.35_802.11ac VHT20_CH60_5300MHz	
ANT	6	
Pol.	Horizontal	Vertical
Peak Avg	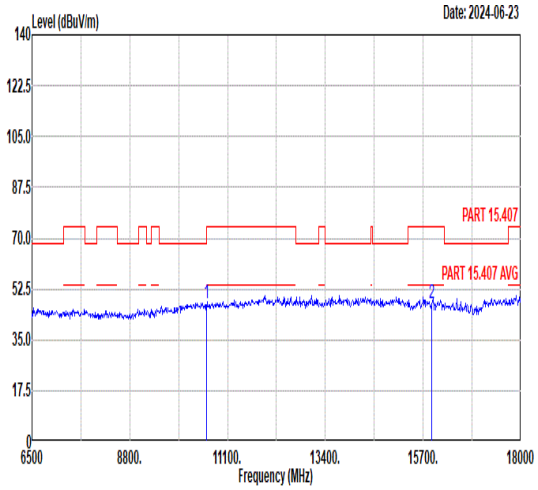 Freq Level Limit Line Margin Read Level Ant Factor Cable Loss Preamp Factor APos TPos Remark MHz dBuV/m dBuV/m dB dBuV dB/m dB dB cm deg 1 10600.00 47.47 74.00 -26.53 57.77 37.52 10.91 58.73 -- -- Peak 2 15900.00 47.72 74.00 -26.28 55.09 39.22 12.71 59.30 -- -- Peak	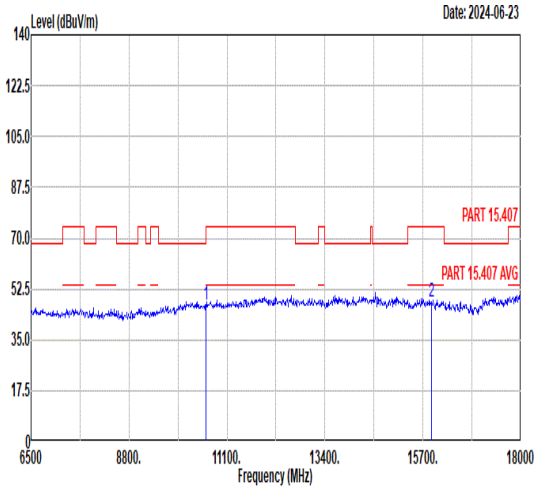 Freq Level Limit Line Margin Read Level Ant Factor Cable Loss Preamp Factor APos TPos Remark MHz dBuV/m dBuV/m dB dBuV dB/m dB dB cm deg 1 10600.00 46.81 74.00 -27.19 57.11 37.52 10.91 58.73 -- -- Peak 2 15900.00 47.85 74.00 -26.15 55.22 39.22 12.71 59.30 -- -- Peak

Mode	15	
	Band Edge	
	U-NII-2A_5.25-5.35_802.11ac VHT20_CH64_5320MHz	
ANT	6	
Pol.	Horizontal	Fundamental
Peak	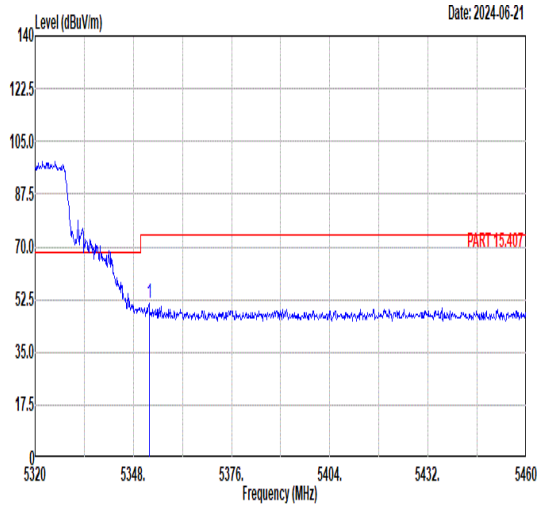 Freq Level Limit Line Margin Read Level Ant Factor Cable Loss Preamp Factor APos TPos Remark MHz dBuV/m dBuV/m dB dBuV dB/m dB dB cm deg 1 5352.48 51.13 74.00 -22.87 40.58 34.78 8.33 32.56 297 286 PEAK	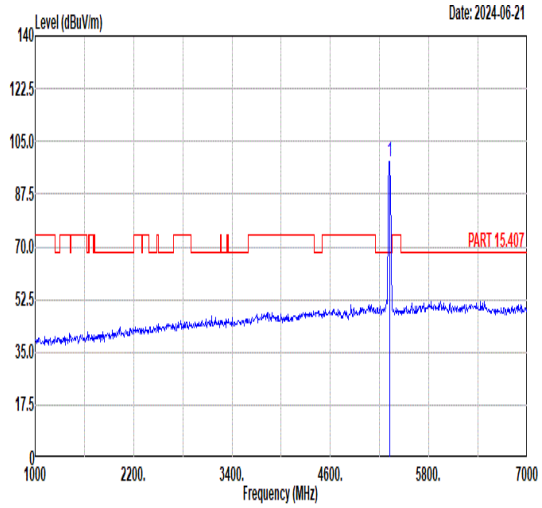 Freq Level Limit Line Margin Read Level Ant Factor Cable Loss Preamp Factor APos TPos Remark MHz dBuV/m dBuV/m dB dBuV dB/m dB dB cm deg 1 5320.00 98.45 ------ ------ 88.04 34.75 8.23 32.57 297 286 PEAK
Avg	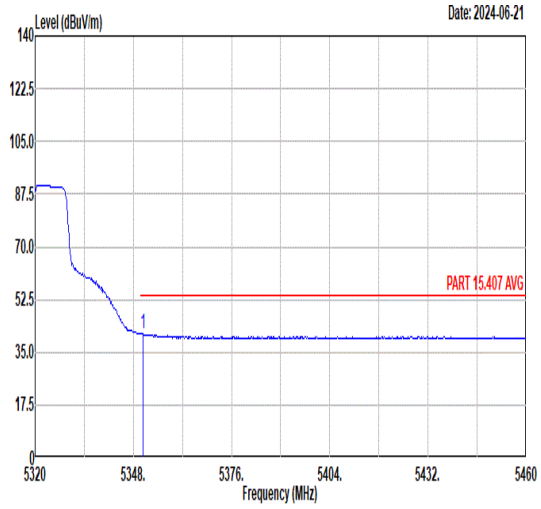 Freq Level Limit Line Margin Read Level Ant Factor Cable Loss Preamp Factor APos TPos Remark MHz dBuV/m dBuV/m dB dBuV dB/m dB dB cm deg 1 5350.66 41.32 54.00 -12.68 30.77 34.78 8.33 32.56 297 286 AVERAGE	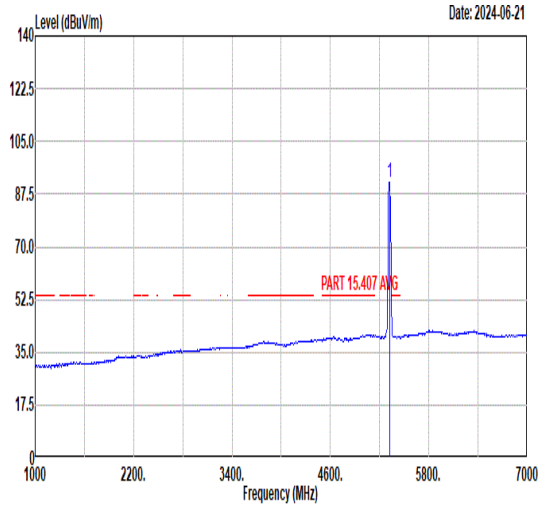 Freq Level Limit Line Margin Read Level Ant Factor Cable Loss Preamp Factor APos TPos Remark MHz dBuV/m dBuV/m dB dBuV dB/m dB dB cm deg 1 5320.00 91.49 ------ ------ 81.08 34.75 8.23 32.57 297 286 AVERAGE

Mode	15	
	Band Edge	
	U-NII-2A_5.25-5.35_802.11ac VHT20_CH64_5320MHz	
ANT	6	
Pol.	Vertical	Fundamental
Peak	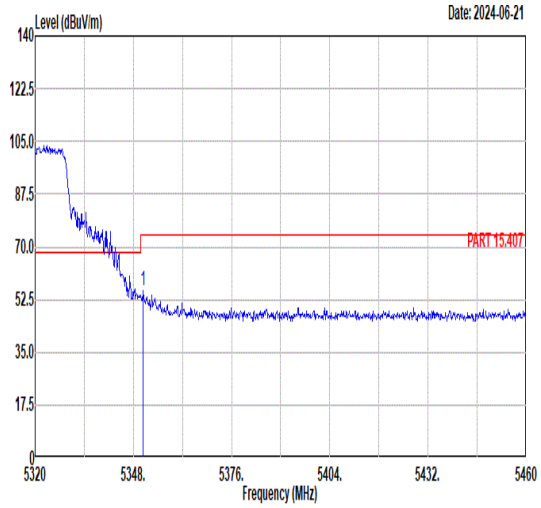 Freq Level Limit Line Margin Read Level Ant Factor Cable Loss Preamp Factor APos TPos Remark MHz dBuV/m dBuV/m dB dBuV dB/m dB dB cm deg 1 5350.80 55.23 74.00 -18.77 44.68 34.78 8.33 32.56 203 0 PEAK	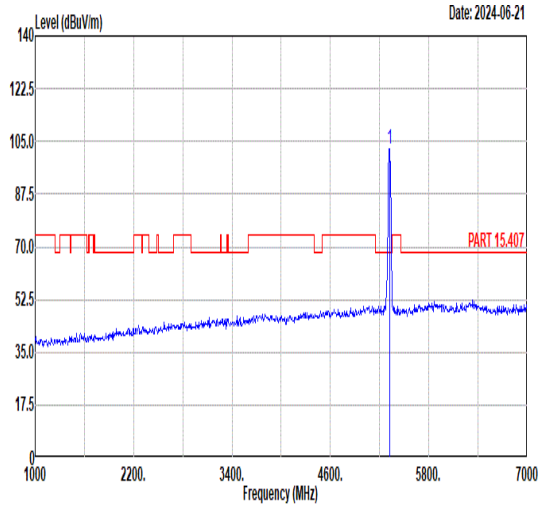 Freq Level Limit Line Margin Read Level Ant Factor Cable Loss Preamp Factor APos TPos Remark MHz dBuV/m dBuV/m dB dBuV dB/m dB dB cm deg 1 5320.00 102.61 ------ ------ 92.16 34.76 8.26 32.57 203 0 PEAK
Avg	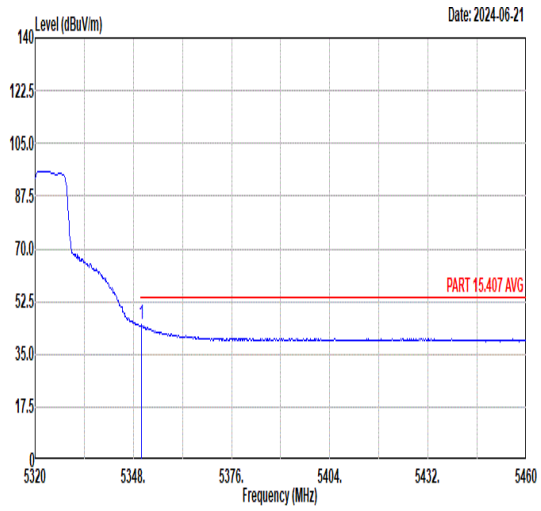 Freq Level Limit Line Margin Read Level Ant Factor Cable Loss Preamp Factor APos TPos Remark MHz dBuV/m dBuV/m dB dBuV dB/m dB dB cm deg 1 5350.24 44.69 54.00 -9.31 34.14 34.78 8.33 32.56 203 0 AVERAGE	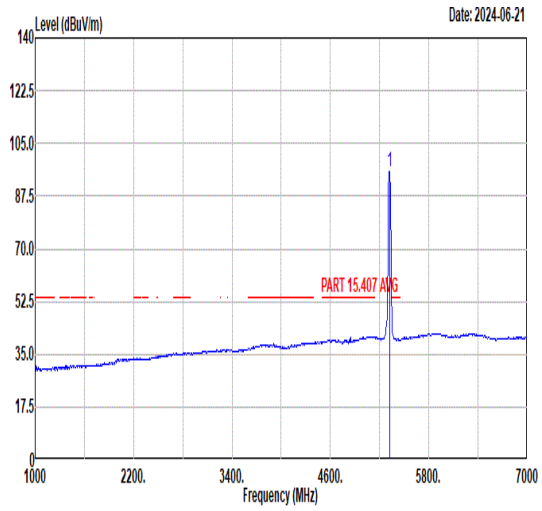 Freq Level Limit Line Margin Read Level Ant Factor Cable Loss Preamp Factor APos TPos Remark MHz dBuV/m dBuV/m dB dBuV dB/m dB dB cm deg 1 5320.00 95.56 ------ ------ 85.11 34.76 8.26 32.57 203 0 AVERAGE

Mode	15	
	Harmonic	
	U-NII-2A_5.25-5.35_802.11ac VHT20_CH64_5320MHz	
ANT	6	
Pol.	Horizontal	Vertical
Peak Avg	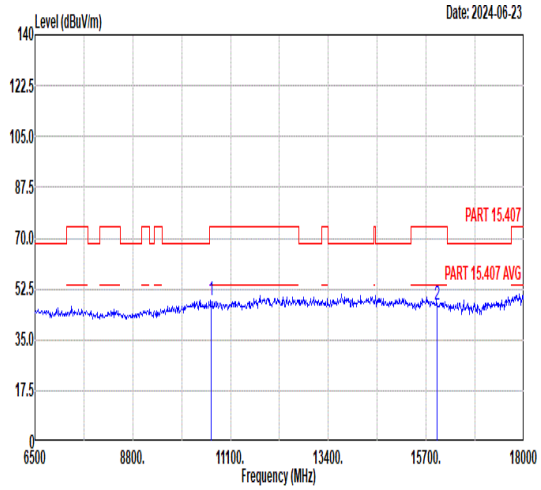 Freq Level Limit Line Margin Read Level Ant Factor Cable Loss Preamp Factor APos TPos Remark MHz dBuV/m dBuV/m dB dBuV dB/m dB dB cm deg 1 10640.00 48.40 74.00 -25.60 58.62 37.53 10.94 58.69 -- -- Peak 2 15960.00 47.18 74.00 -26.82 54.58 39.27 12.70 59.37 -- -- Peak	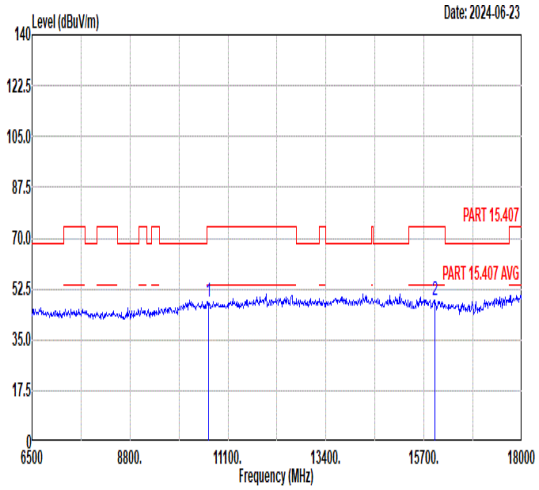 Freq Level Limit Line Margin Read Level Ant Factor Cable Loss Preamp Factor APos TPos Remark MHz dBuV/m dBuV/m dB dBuV dB/m dB dB cm deg 1 10640.00 48.11 74.00 -25.89 58.33 37.53 10.94 58.69 -- -- Peak 2 15960.00 48.41 74.00 -25.59 55.81 39.27 12.70 59.37 -- -- Peak

Mode	16	
	Band Edge - L	
	U-NII-2A_5.25-5.35_802.11ac VHT40_CH54_5270MHz	
ANT	6	
Pol.	Horizontal	Fundamental
Peak	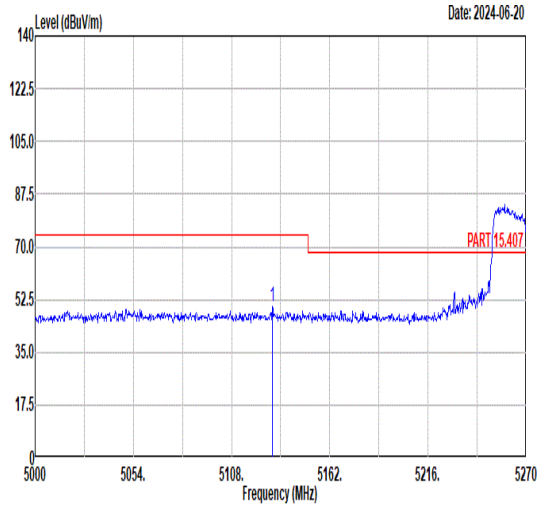 Freq Level Limit Line Margin Read Level Ant Factor Cable Loss Preamp Factor APos TPos Remark MHz dBuV/m dBuV/m dB dBuV dB/m dB dB cm deg 1 5130.41 50.08 74.00 -23.92 40.21 34.61 7.91 32.65 300 35 PEAK	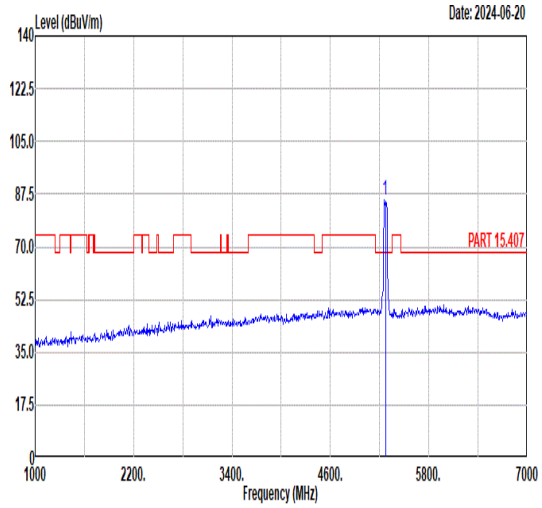 Freq Level Limit Line Margin Read Level Ant Factor Cable Loss Preamp Factor APos TPos Remark MHz dBuV/m dBuV/m dB dBuV dB/m dB dB cm deg 1 5270.00 85.76 ------ ------ 75.55 34.71 8.09 32.59 300 35 PEAK
Avg	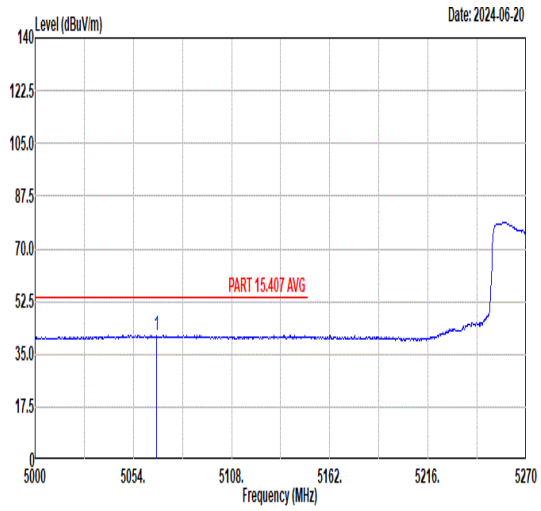 Freq Level Limit Line Margin Read Level Ant Factor Cable Loss Preamp Factor APos TPos Remark MHz dBuV/m dBuV/m dB dBuV dB/m dB dB cm deg 1 5066.69 41.34 54.00 -12.66 31.59 34.56 7.86 32.67 300 35 AVERAGE	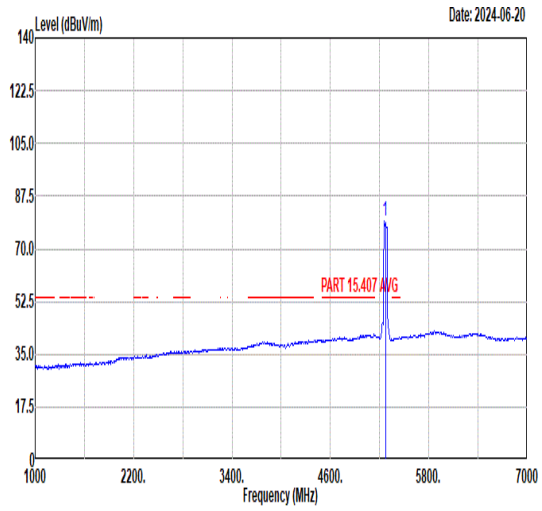 Freq Level Limit Line Margin Read Level Ant Factor Cable Loss Preamp Factor APos TPos Remark MHz dBuV/m dBuV/m dB dBuV dB/m dB dB cm deg 1 5270.00 79.05 ------ ------ 68.84 34.71 8.09 32.59 300 35 AVERAGE