Mode	16	
	Band Edge - R	
	U-NII-2A_5.25-5.35_802.11ac VHT40_CH54_5270MHz	
ANT	6	
Pol.	Horizontal	Fundamental
Peak	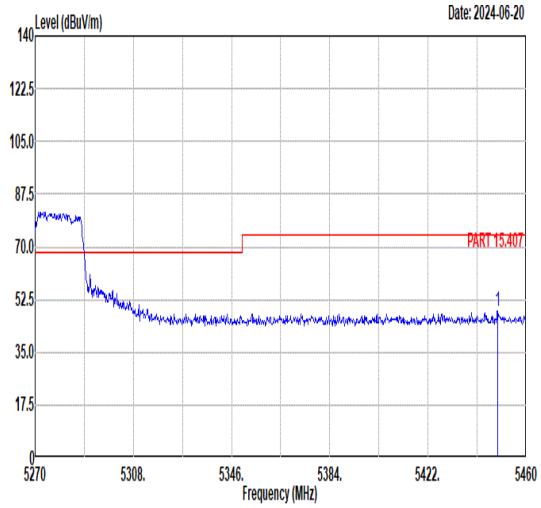 Freq Level Limit Line Margin Read Level Ant Factor Cable Loss Preamp Factor APos TPos Remark MHz dBuV/m dBuV/m dB dBuV dB/m dB dB cm deg 1 5448.98 48.62 74.00 -25.38 37.86 34.86 8.42 32.52 300 35 PEAK	Blank
Avg	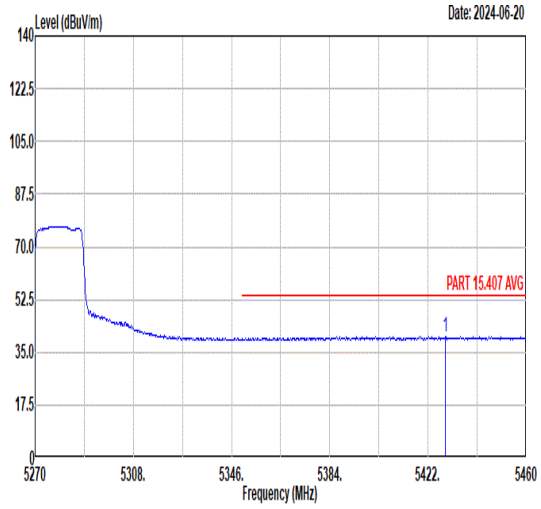 Freq Level Limit Line Margin Read Level Ant Factor Cable Loss Preamp Factor APos TPos Remark MHz dBuV/m dBuV/m dB dBuV dB/m dB dB cm deg 1 5428.84 40.19 54.00 -13.81 29.42 34.84 8.45 32.52 300 35 AVERAGE	Blank

Mode	16	
	Band Edge - L	
	U-NII-2A_5.25-5.35_802.11ac VHT40_CH54_5270MHz	
ANT	6	
Pol.	Vertical	Fundamental
Peak	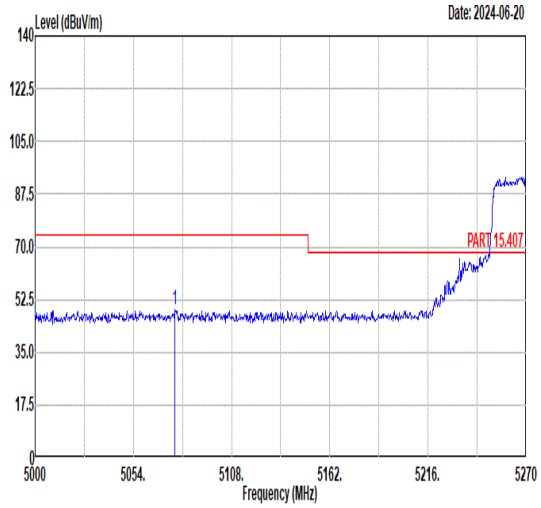 Freq Level Limit Line Margin Read Level Ant Factor Cable Loss Preamp Factor APos TPos Remark MHz dBuV/m dBuV/m dB dBuV dB/m dB dB cm deg 1 5076.95 48.97 74.00 -25.03 39.21 34.56 7.87 32.67 100 109 PEAK	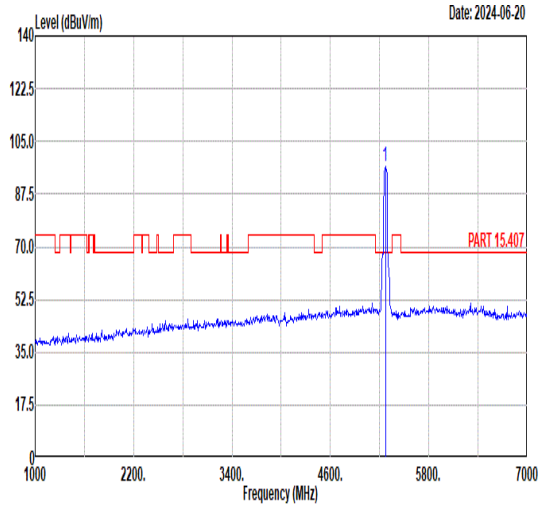 Freq Level Limit Line Margin Read Level Ant Factor Cable Loss Preamp Factor APos TPos Remark MHz dBuV/m dBuV/m dB dBuV dB/m dB dB cm deg 1 5270.00 96.50 ------ ------ 86.23 34.72 8.14 32.59 100 109 PEAK
Avg	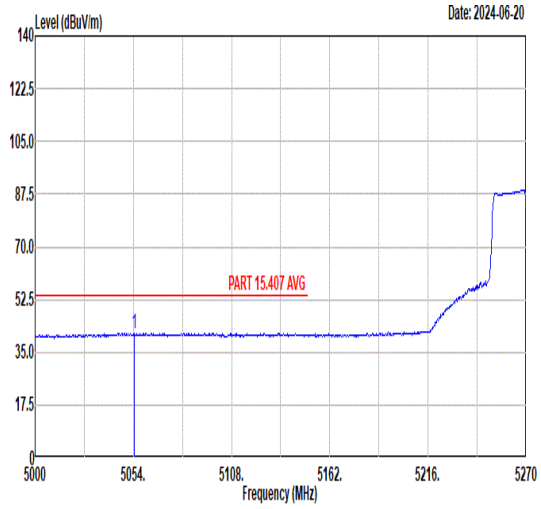 Freq Level Limit Line Margin Read Level Ant Factor Cable Loss Preamp Factor APos TPos Remark MHz dBuV/m dBuV/m dB dBuV dB/m dB dB cm deg 1 5054.54 41.32 54.00 -12.68 31.59 34.55 7.86 32.68 100 109 AVERAGE	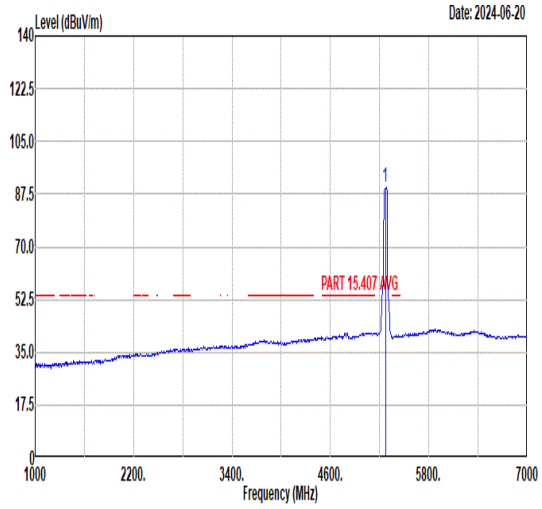 Freq Level Limit Line Margin Read Level Ant Factor Cable Loss Preamp Factor APos TPos Remark MHz dBuV/m dBuV/m dB dBuV dB/m dB dB cm deg 1 5270.00 89.61 ------ ------ 79.31 34.73 8.15 32.58 100 109 AVERAGE

Mode	16	
	Band Edge - R	
	U-NII-2A_5.25-5.35_802.11ac VHT40_CH54_5270MHz	
ANT	6	
Pol.	Vertical	Fundamental
Peak	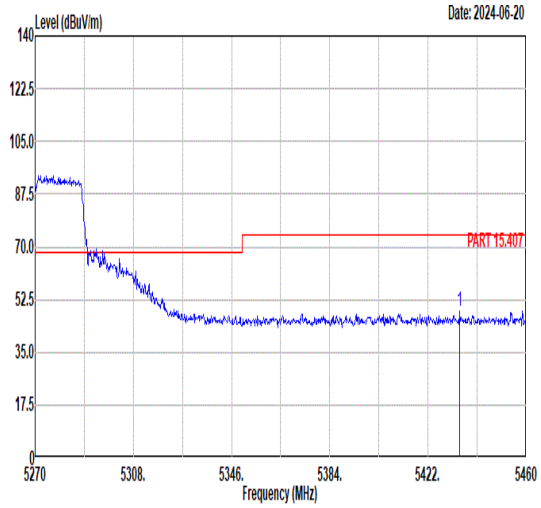 Freq Level Limit Line Margin Read Level Ant Factor Cable Loss Preamp Factor APos TPos Remark MHz dBuV/m dBuV/m dB dBuV dB/m dB dB cm deg 1 5434.35 48.67 74.00 -25.33 37.91 34.84 8.44 32.52 100 109 PEAK	Blank
Avg	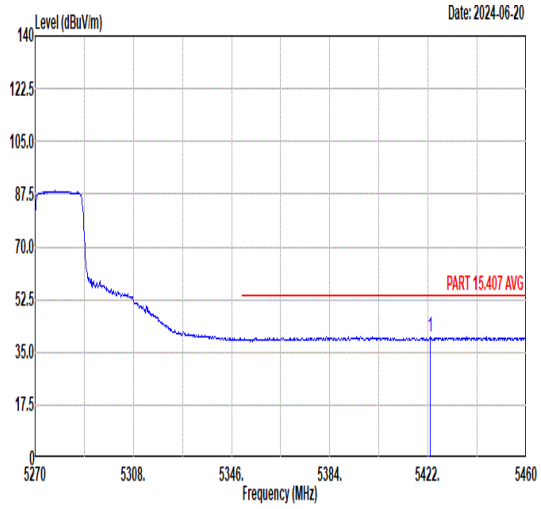 Freq Level Limit Line Margin Read Level Ant Factor Cable Loss Preamp Factor APos TPos Remark MHz dBuV/m dBuV/m dB dBuV dB/m dB dB cm deg 1 5422.95 40.30 54.00 -13.70 29.53 34.84 8.46 32.53 100 109 AVERAGE	Blank

Mode	16	
	Harmonic	
	U-NII-2A_5.25-5.35_802.11ac VHT40_CH54_5270MHz	
ANT	6	
Pol.	Horizontal	Vertical
Peak Avg	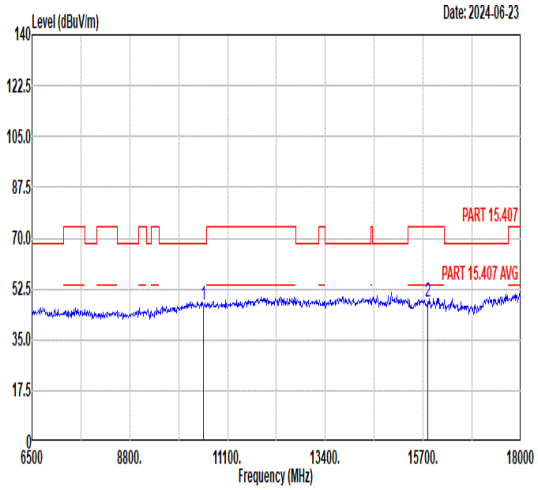 Freq Level Limit Line Margin Read Level Ant Factor Cable Loss Preamp Factor APos TPos Remark MHz dBuV/m dBuV/m dB dBuV dB/m dB dB cm deg 1 10540.00 47.08 68.30 -21.22 57.51 37.51 10.86 58.80 -- -- Peak 2 15810.00 48.22 74.00 -25.78 55.57 39.15 12.71 59.21 -- -- Peak	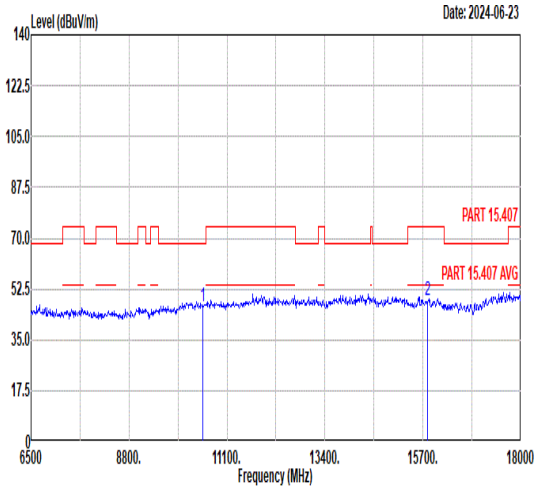 Freq Level Limit Line Margin Read Level Ant Factor Cable Loss Preamp Factor APos TPos Remark MHz dBuV/m dBuV/m dB dBuV dB/m dB dB cm deg 1 10540.00 46.73 68.30 -21.57 57.16 37.51 10.86 58.80 -- -- Peak 2 15810.00 48.41 74.00 -25.59 55.76 39.15 12.71 59.21 -- -- Peak

Mode	17	
	Band Edge - L	
	U-NII-2A_5.25-5.35_802.11ac VHT40_CH62_5310MHz	
ANT	6	
Pol.	Horizontal	Fundamental
Peak	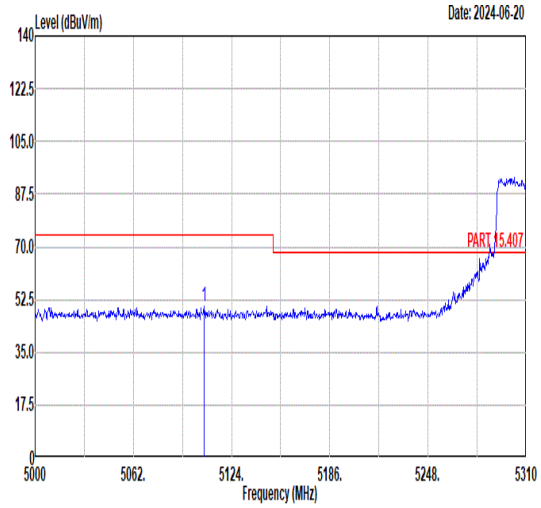 Freq Level Limit Line Margin Read Level Ant Factor Cable Loss Preamp Factor APos TPos Remark MHz dBuV/m dBuV/m dB dBuV dB/m dB dB cm deg 1 5106.64 50.05 74.00 -23.95 40.23 34.59 7.89 32.66 344 323 PEAK	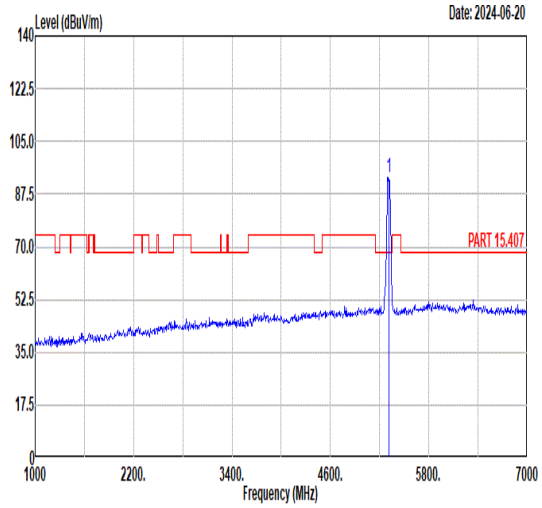 Freq Level Limit Line Margin Read Level Ant Factor Cable Loss Preamp Factor APos TPos Remark MHz dBuV/m dBuV/m dB dBuV dB/m dB dB cm deg 1 5310.00 92.99 ------ ------ 82.65 34.74 8.18 32.58 344 323 PEAK
Avg	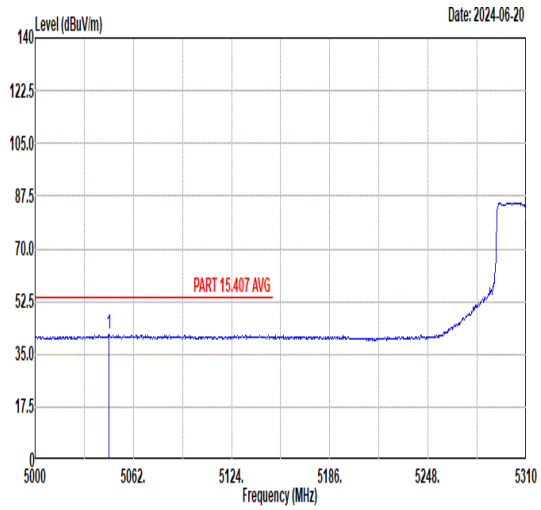 Freq Level Limit Line Margin Read Level Ant Factor Cable Loss Preamp Factor APos TPos Remark MHz dBuV/m dBuV/m dB dBuV dB/m dB dB cm deg 1 5046.50 41.49 54.00 -12.51 31.78 34.54 7.85 32.68 344 323 AVERAGE	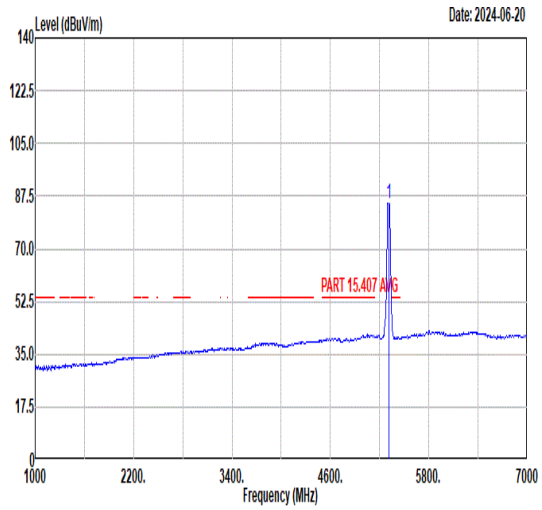 Freq Level Limit Line Margin Read Level Ant Factor Cable Loss Preamp Factor APos TPos Remark MHz dBuV/m dBuV/m dB dBuV dB/m dB dB cm deg 1 5310.00 85.27 ------ ------ 74.82 34.76 8.26 32.57 344 323 AVERAGE

Mode	17	
	Band Edge - R	
	U-NII-2A_5.25-5.35_802.11ac VHT40_CH62_5310MHz	
ANT	6	
Pol.	Horizontal	Fundamental
Peak	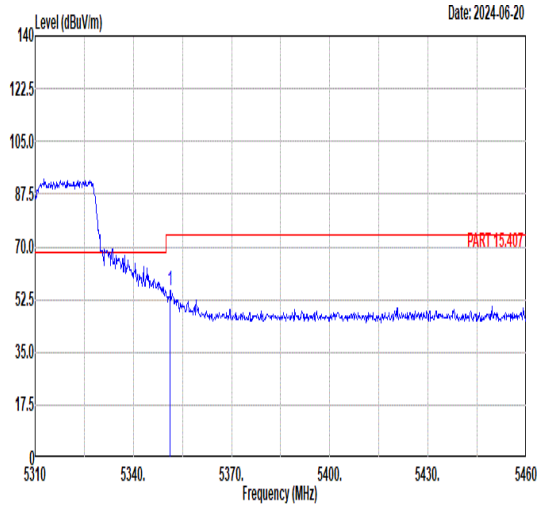 Freq Level Limit Line Margin Read Level Ant Factor Cable Loss Preamp Factor APos TPos Remark MHz dBuV/m dBuV/m dB dBuV dB/m dB dB cm deg 1 5351.25 55.63 74.00 -18.37 45.08 34.78 8.33 32.56 344 323 PEAK	Blank
Avg	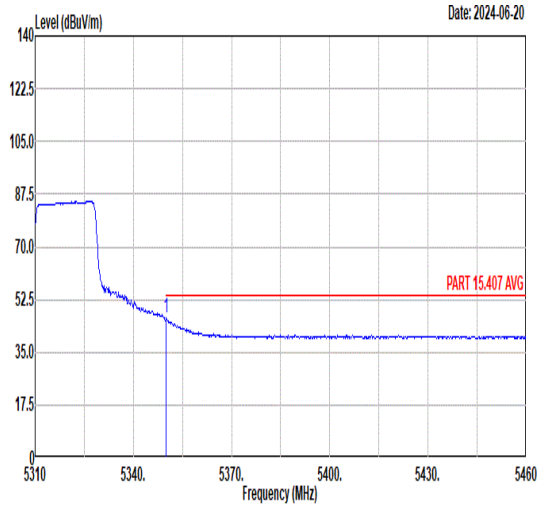 Freq Level Limit Line Margin Read Level Ant Factor Cable Loss Preamp Factor APos TPos Remark MHz dBuV/m dBuV/m dB dBuV dB/m dB dB cm deg 1 5350.05 46.57 54.00 -7.43 36.02 34.78 8.33 32.56 344 323 AVERAGE	Blank

Mode	17	
	Band Edge - L	
	U-NII-2A_5.25-5.35_802.11ac VHT40_CH62_5310MHz	
ANT	6	
Pol.	Vertical	Fundamental
Peak	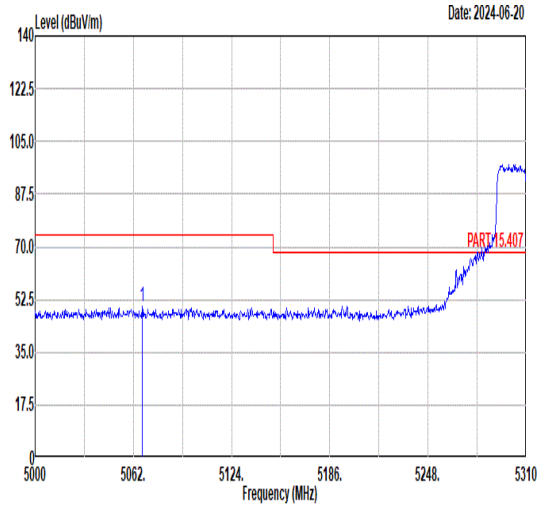 Freq Level Limit Line Margin Read Level Ant Factor Cable Loss Preamp Factor APos TPos Remark MHz dBuV/m dBuV/m dB dBuV dB/m dB dB cm deg 1 5067.58 50.18 74.00 -23.82 40.43 34.56 7.86 32.67 228 93 PEAK	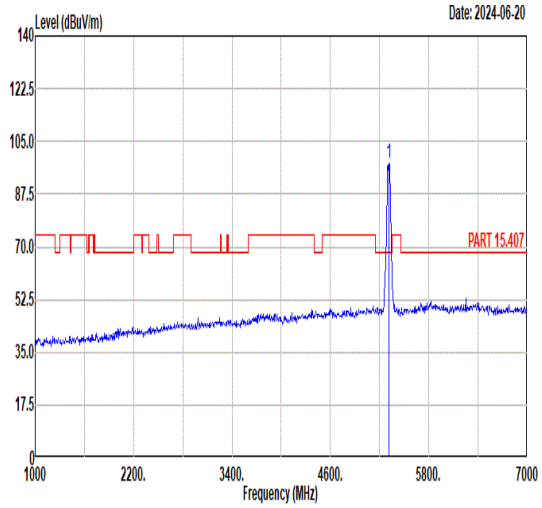 Freq Level Limit Line Margin Read Level Ant Factor Cable Loss Preamp Factor APos TPos Remark MHz dBuV/m dBuV/m dB dBuV dB/m dB dB cm deg 1 5310.00 97.49 ------ ------ 87.04 34.76 8.26 32.57 228 93 PEAK
Avg	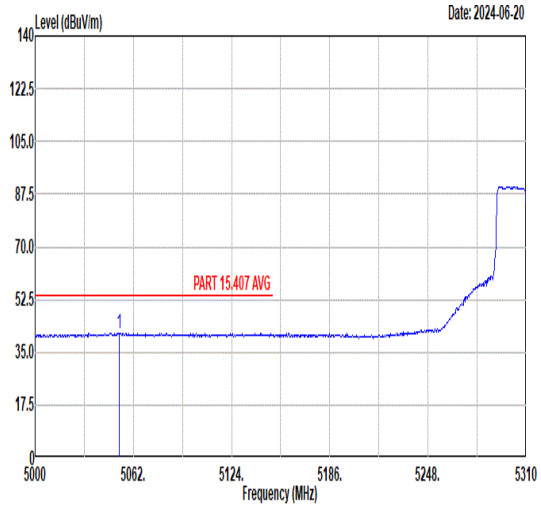 Freq Level Limit Line Margin Read Level Ant Factor Cable Loss Preamp Factor APos TPos Remark MHz dBuV/m dBuV/m dB dBuV dB/m dB dB cm deg 1 5053.32 41.32 54.00 -12.68 31.60 34.55 7.85 32.68 228 93 AVERAGE	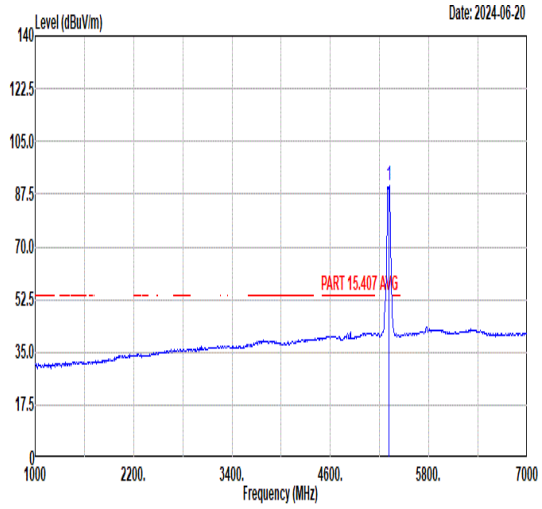 Freq Level Limit Line Margin Read Level Ant Factor Cable Loss Preamp Factor APos TPos Remark MHz dBuV/m dBuV/m dB dBuV dB/m dB dB cm deg 1 5310.00 90.36 ------ ------ 79.91 34.76 8.26 32.57 228 93 AVERAGE

Mode	17	
	Band Edge - R	
	U-NII-2A_5.25-5.35_802.11ac VHT40_CH62_5310MHz	
ANT	6	
Pol.	Vertical	Fundamental
Peak	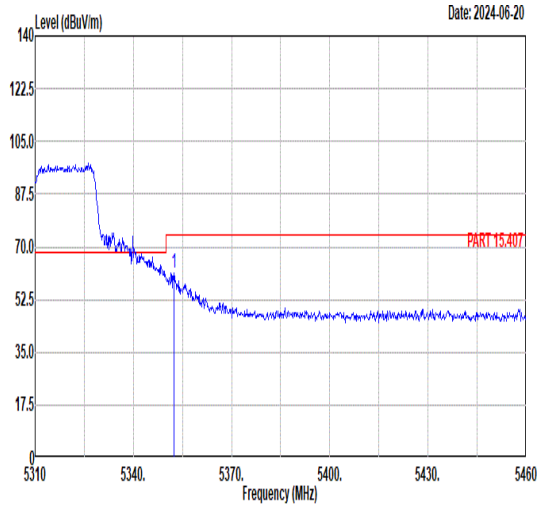 Freq Level Limit Line Margin Read Level Ant Factor Cable Loss Preamp Factor APos TPos Remark MHz dBuV/m dBuV/m dB dBuV dB/m dB dB cm deg 1 5352.45 61.50 74.00 -12.50 50.95 34.78 8.33 32.56 228 93 PEAK	Blank
Avg	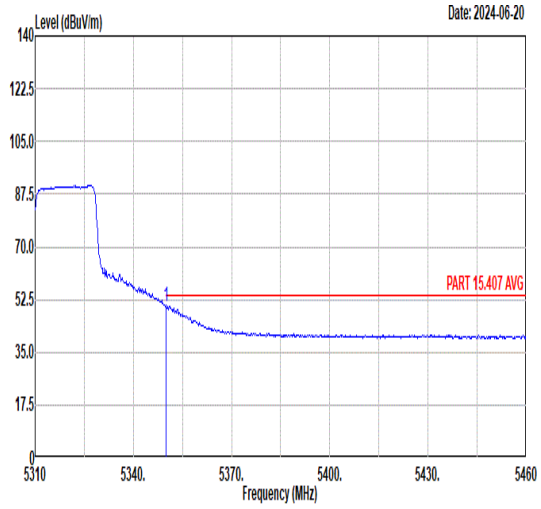 Freq Level Limit Line Margin Read Level Ant Factor Cable Loss Preamp Factor APos TPos Remark MHz dBuV/m dBuV/m dB dBuV dB/m dB dB cm deg 1 5350.05 50.41 54.00 -3.59 39.86 34.78 8.33 32.56 228 93 AVERAGE	Blank

Mode	17	
	Harmonic	
	U-NII-2A_5.25-5.35_802.11ac VHT40_CH62_5310MHz	
ANT	6	
Pol.	Horizontal	Vertical
Peak Avg	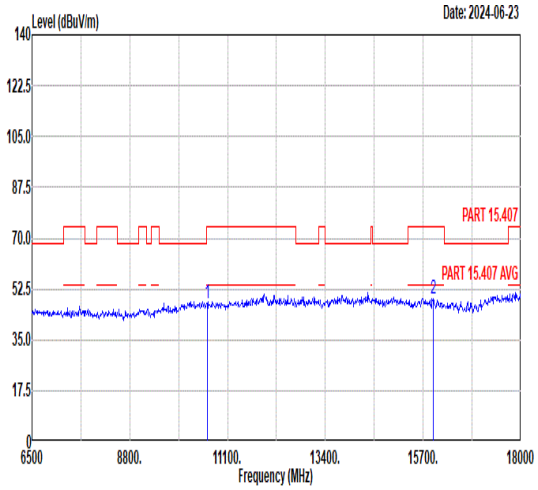 Freq Level Limit Line Margin Read Level Ant Factor Cable Loss Preamp Factor APos TPos Remark MHz dBuV/m dBuV/m dB dBuV dB/m dB dB cm deg 1 10620.00 47.64 74.00 -26.36 57.91 37.52 10.92 58.71 -- -- Peak 2 15930.00 48.89 74.00 -25.11 56.28 39.25 12.70 59.34 -- -- Peak	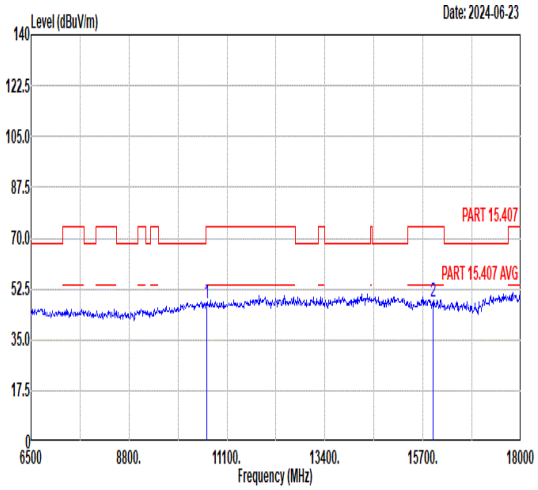 Freq Level Limit Line Margin Read Level Ant Factor Cable Loss Preamp Factor APos TPos Remark MHz dBuV/m dBuV/m dB dBuV dB/m dB dB cm deg 1 10620.00 47.54 74.00 -26.46 57.81 37.52 10.92 58.71 -- -- Peak 2 15930.00 48.17 74.00 -25.83 55.56 39.25 12.70 59.34 -- -- Peak

Mode	18	
	Band Edge - L	
	U-NII-2A_5.25-5.35_802.11ac VHT80_CH58_5290MHz	
ANT	6	
Pol.	Horizontal	Fundamental
Peak	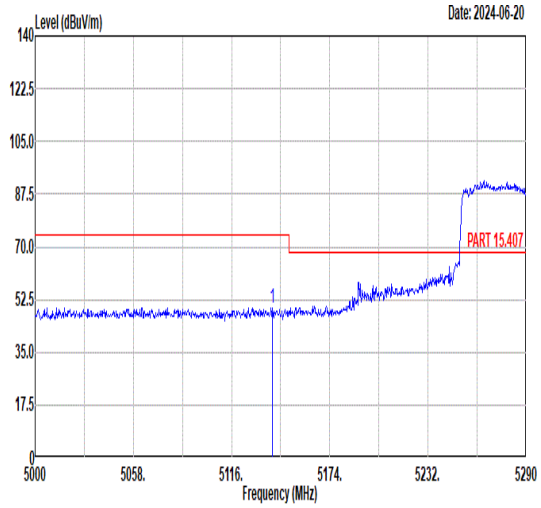 Freq Level Limit Line Margin Read Level Ant Factor Cable Loss Preamp Factor APos TPos Remark MHz dBuV/m dBuV/m dB dBuV dB/m dB dB cm deg 1 5140.07 49.86 74.00 -24.14 39.98 34.61 7.91 32.64 373 308 PEAK	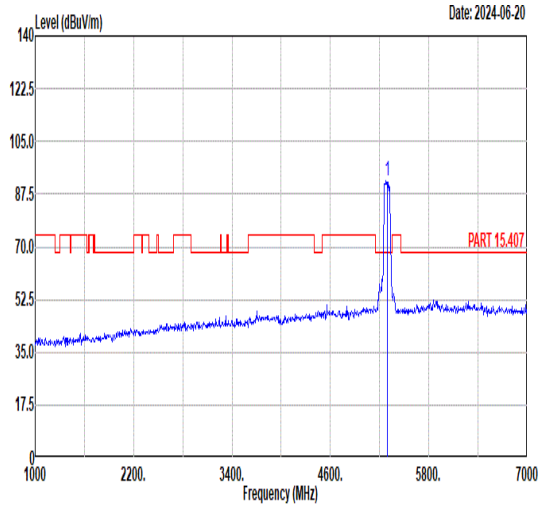 Freq Level Limit Line Margin Read Level Ant Factor Cable Loss Preamp Factor APos TPos Remark MHz dBuV/m dBuV/m dB dBuV dB/m dB dB cm deg 1 5290.00 91.84 ------ ------ 81.57 34.72 8.14 32.59 373 308 PEAK
Avg	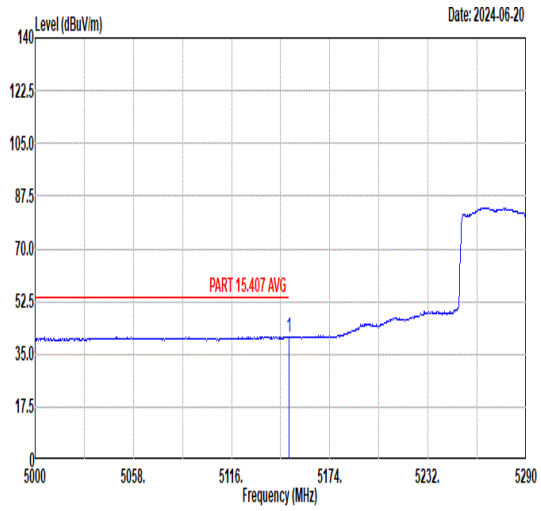 Freq Level Limit Line Margin Read Level Ant Factor Cable Loss Preamp Factor APos TPos Remark MHz dBuV/m dBuV/m dB dBuV dB/m dB dB cm deg 1 5149.93 40.85 54.00 -13.15 30.95 34.62 7.92 32.64 373 308 AVERAGE	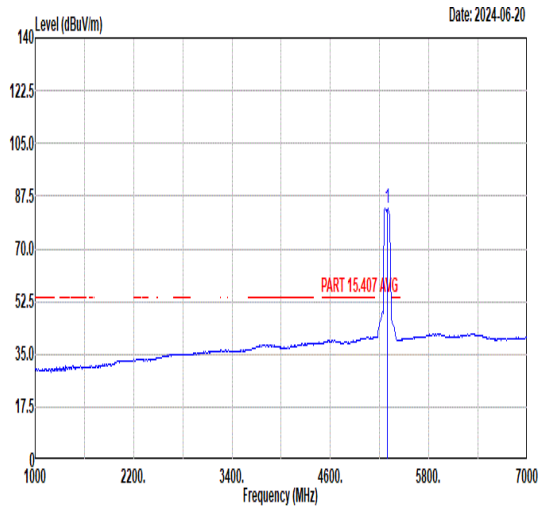 Freq Level Limit Line Margin Read Level Ant Factor Cable Loss Preamp Factor APos TPos Remark MHz dBuV/m dBuV/m dB dBuV dB/m dB dB cm deg 1 5290.00 83.55 ------ ------ 73.15 34.75 8.22 32.57 373 308 AVERAGE

Mode	18	
	Band Edge - R	
	U-NII-2A_5.25-5.35_802.11ac VHT80_CH58_5290MHz	
ANT	6	
Pol.	Horizontal	Fundamental
Peak	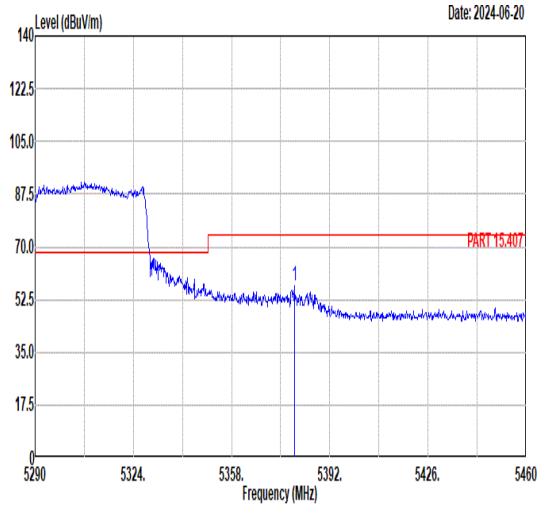 Freq Level Limit Line Margin Read Level Ant Factor Cable Loss Preamp Factor APos TPos Remark MHz dBuV/m dBuV/m dB dBuV dB/m dB dB cm deg 1 5379.76 56.83 74.00 -17.17 46.16 34.80 8.41 32.54 373 308 PEAK	Blank
Avg	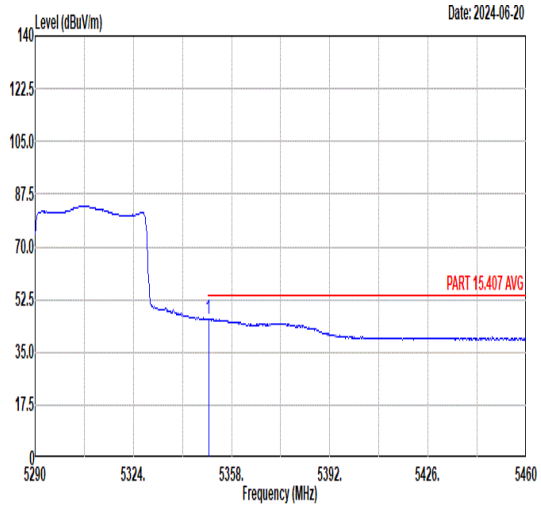 Freq Level Limit Line Margin Read Level Ant Factor Cable Loss Preamp Factor APos TPos Remark MHz dBuV/m dBuV/m dB dBuV dB/m dB dB cm deg 1 5350.01 46.10 54.00 -7.90 35.55 34.78 8.33 32.56 373 308 AVERAGE	Blank

Mode	18	
	Band Edge - L	
	U-NII-2A_5.25-5.35_802.11ac VHT80_CH58_5290MHz	
ANT	6	
Pol.	Vertical	Fundamental
Peak	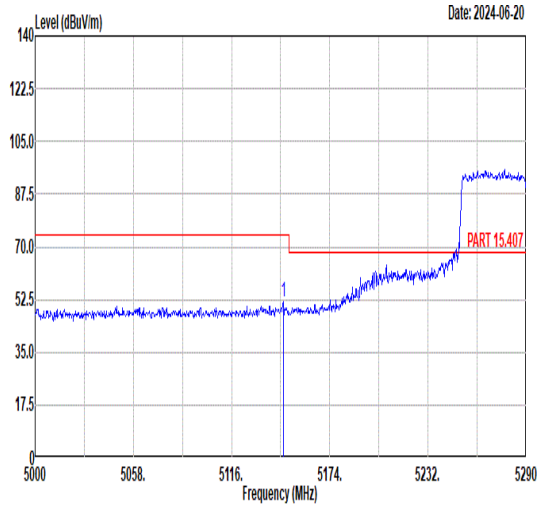 Limit Read Ant Cable Preamp APos TPos Freq Level Line Margin Level Factor Loss Factor Remark MHz dBuV/m dBuV/m dB dBuV dB/m dB dB cm deg 1 5146.74 51.82 74.00 -22.18 41.92 34.62 7.92 32.64 200 90 PEAK	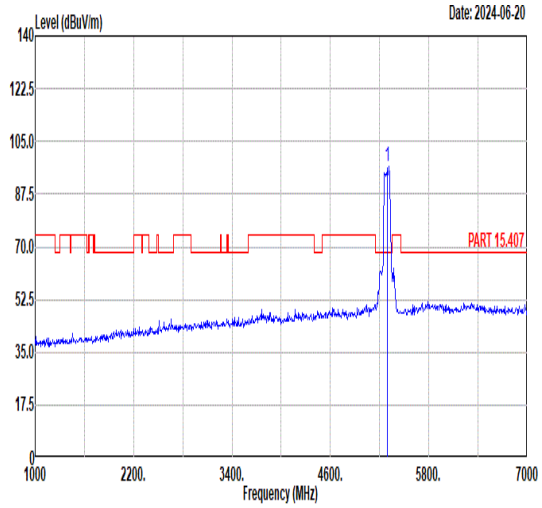 Limit Read Ant Cable Preamp APos TPos Freq Level Line Margin Level Factor Loss Factor Remark MHz dBuV/m dBuV/m dB dBuV dB/m dB dB cm deg 1 5290.00 96.67 ------ ------ 86.26 34.75 8.23 32.57 200 90 PEAK
Avg	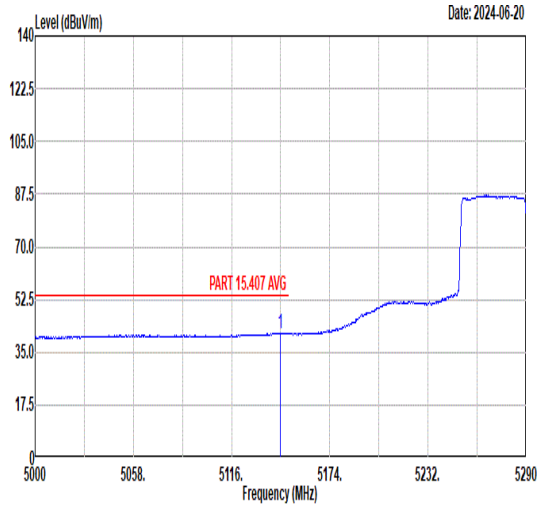 Limit Read Ant Cable Preamp APos TPos Freq Level Line Margin Level Factor Loss Factor Remark MHz dBuV/m dBuV/m dB dBuV dB/m dB dB cm deg 1 5144.71 41.26 54.00 -12.74 31.36 34.62 7.92 32.64 200 90 AVERAGE	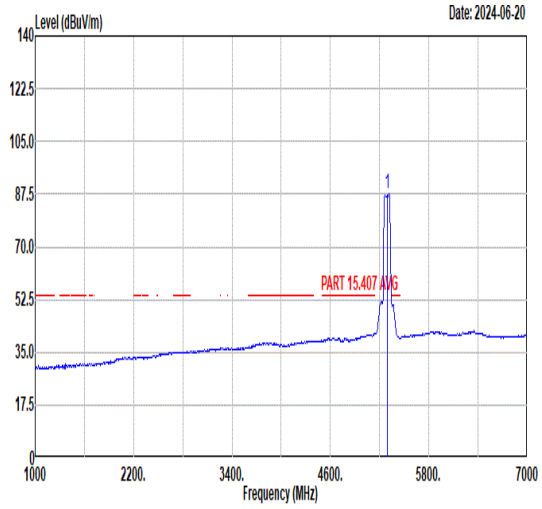 Limit Read Ant Cable Preamp APos TPos Freq Level Line Margin Level Factor Loss Factor Remark MHz dBuV/m dBuV/m dB dBuV dB/m dB dB cm deg 1 5290.00 87.52 ------ ------ 77.11 34.75 8.23 32.57 200 90 AVERAGE

Mode	18	
	Band Edge - R	
	U-NII-2A_5.25-5.35_802.11ac VHT80_CH58_5290MHz	
ANT	6	
Pol.	Vertical	Fundamental
Peak	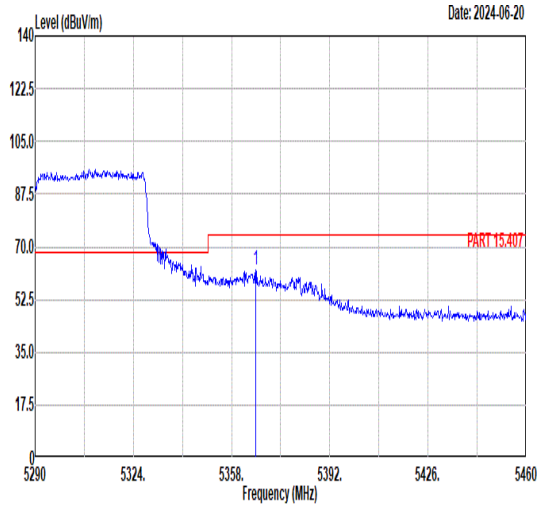 Freq Level Limit Line Margin Read Level Ant Factor Cable Loss Preamp Factor APos TPos Remark MHz dBuV/m dBuV/m dB dBuV dB/m dB dB cm deg 1 5366.33 62.36 74.00 -11.64 51.75 34.79 8.37 32.55 200 90 PEAK	Blank
Avg	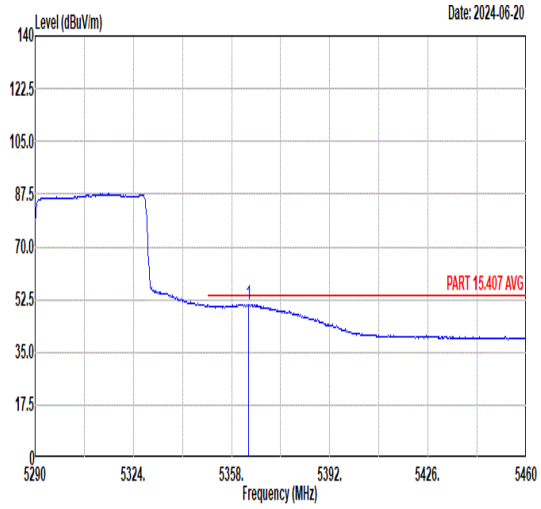 Freq Level Limit Line Margin Read Level Ant Factor Cable Loss Preamp Factor APos TPos Remark MHz dBuV/m dBuV/m dB dBuV dB/m dB dB cm deg 1 5363.95 50.86 54.00 -3.14 40.25 34.79 8.37 32.55 200 90 AVERAGE	Blank

Mode	18	
	Harmonic	
	U-NII-2A_5.25-5.35_802.11ac VHT80_CH58_5290MHz	
ANT	6	
Pol.	Horizontal	Vertical
Peak Avg	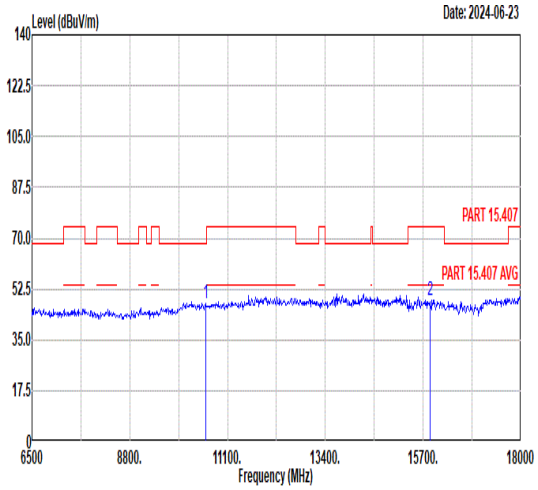 Freq Level Limit Line Margin Read Level Ant Factor Cable Loss Preamp Factor APos TPos Remark MHz dBuV/m dBuV/m dB dBuV dB/m dB dB cm deg 1 10580.00 47.46 68.30 -20.84 57.81 37.52 10.89 58.76 -- -- Peak 2 15870.00 48.67 74.00 -25.33 56.03 39.20 12.71 59.27 -- -- Peak	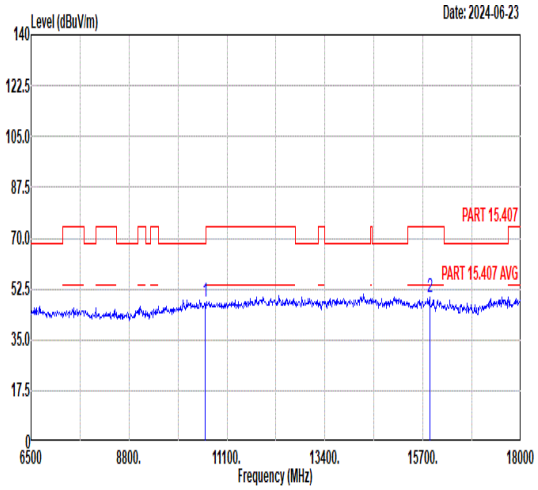 Freq Level Limit Line Margin Read Level Ant Factor Cable Loss Preamp Factor APos TPos Remark MHz dBuV/m dBuV/m dB dBuV dB/m dB dB cm deg 1 10580.00 48.18 68.30 -20.12 58.53 37.52 10.89 58.76 -- -- Peak 2 15870.00 49.59 74.00 -24.41 56.95 39.20 12.71 59.27 -- -- Peak

Mode	19	
	Band Edge	
	U-NII-2C_5.47-5.725_802.11a_CH100_5500MHz	
ANT	6	
Pol.	Horizontal	Fundamental
Peak	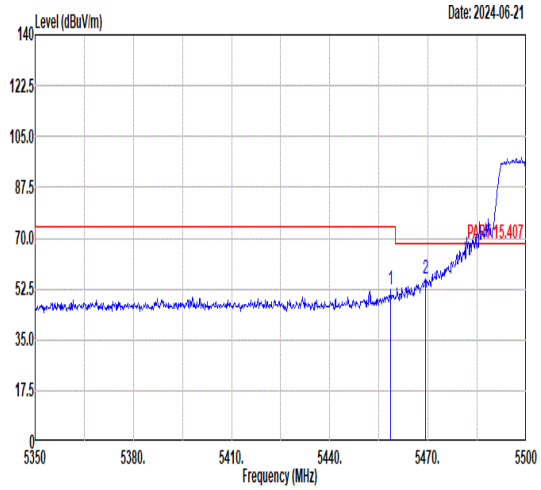 Freq Level Limit Line Margin Read Level Ant Factor Cable Loss Preamp Factor APos TPos Remark MHz dBuV/m dBuV/m dB dBuV dB/m dB dB cm deg 1 5458.60 52.43 74.00 -21.57 41.67 34.86 8.41 32.51 291 284 PEAK 2 5469.25 55.74 68.30 -12.56 44.98 34.87 8.40 32.51 291 284 PEAK	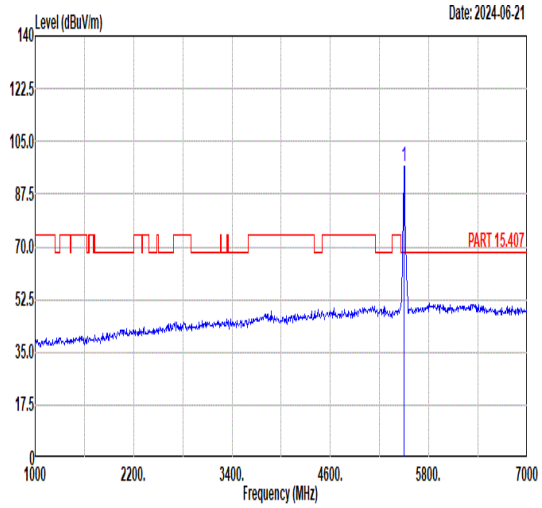 Freq Level Limit Line Margin Read Level Ant Factor Cable Loss Preamp Factor APos TPos Remark MHz dBuV/m dBuV/m dB dBuV dB/m dB dB cm deg 1 5500.00 96.88 ------ ------ 86.13 34.89 8.36 32.50 291 284 PEAK
Avg	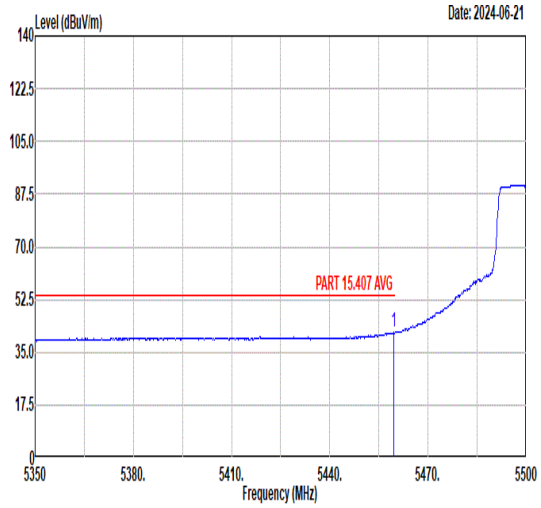 Freq Level Limit Line Margin Read Level Ant Factor Cable Loss Preamp Factor APos TPos Remark MHz dBuV/m dBuV/m dB dBuV dB/m dB dB cm deg 1 5459.65 41.63 54.00 -12.37 30.87 34.86 8.41 32.51 291 284 AVERAGE	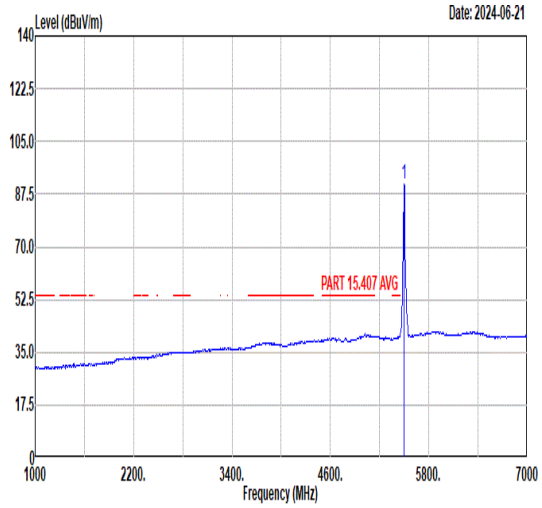 Freq Level Limit Line Margin Read Level Ant Factor Cable Loss Preamp Factor APos TPos Remark MHz dBuV/m dBuV/m dB dBuV dB/m dB dB cm deg 1 5500.00 90.67 ------ ------ 79.91 34.90 8.36 32.50 291 284 AVERAGE

Mode	19	
	Band Edge	
	U-NII-2C_5.47-5.725_802.11a_CH100_5500MHz	
ANT	6	
Pol.	Vertical	Fundamental
Peak	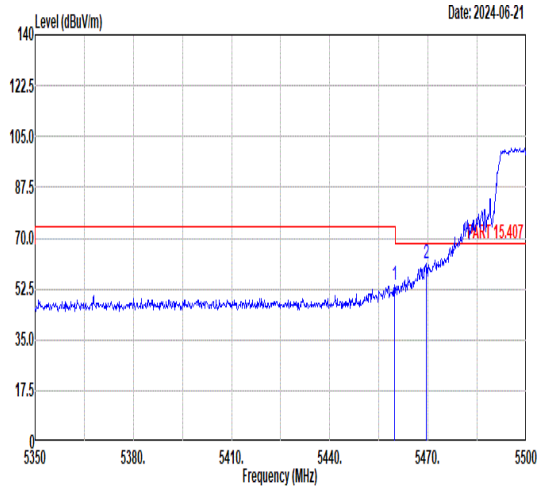 Freq Level Limit Line Margin Read Level Ant Factor Cable Loss Preamp Factor APos TPos Remark MHz dBuV/m dBuV/m dB dBuV dB/m dB dB cm deg 1 5459.80 53.65 74.00 -20.35 42.89 34.86 8.41 32.51 231 0 PEAK 2 5469.55 61.14 68.30 -7.16 50.38 34.87 8.40 32.51 231 0 PEAK	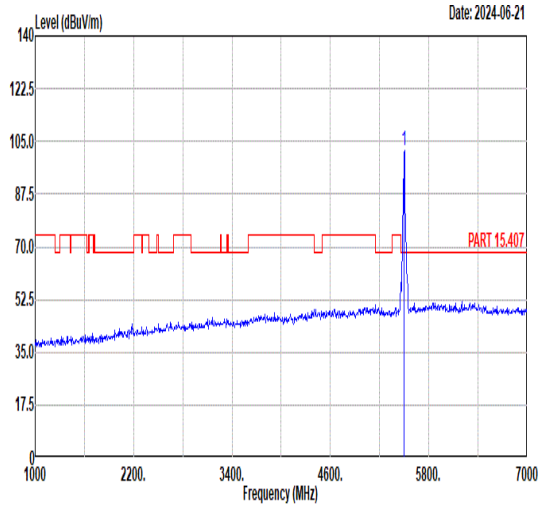 Freq Level Limit Line Margin Read Level Ant Factor Cable Loss Preamp Factor APos TPos Remark MHz dBuV/m dBuV/m dB dBuV dB/m dB dB cm deg 1 5500.00 101.80 ------ ------ 91.05 34.90 8.35 32.50 231 0 PEAK
Avg	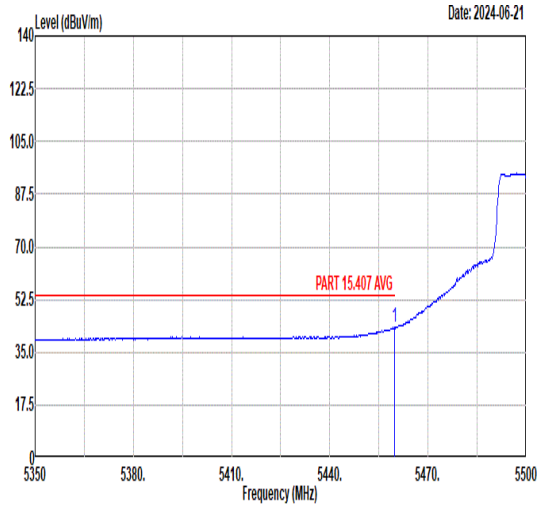 Freq Level Limit Line Margin Read Level Ant Factor Cable Loss Preamp Factor APos TPos Remark MHz dBuV/m dBuV/m dB dBuV dB/m dB dB cm deg 1 5459.80 43.37 54.00 -10.63 32.61 34.86 8.41 32.51 231 0 AVERAGE	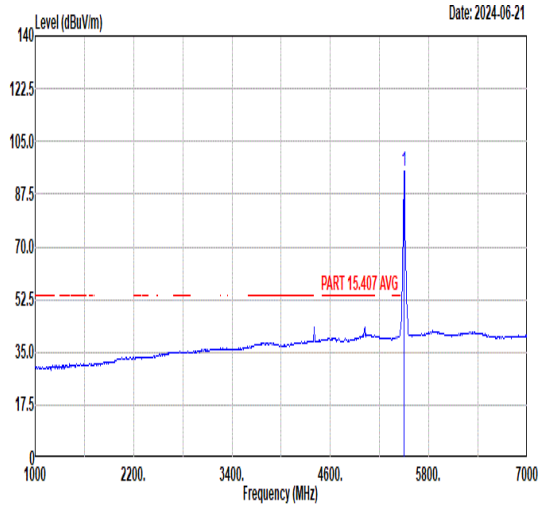 Freq Level Limit Line Margin Read Level Ant Factor Cable Loss Preamp Factor APos TPos Remark MHz dBuV/m dBuV/m dB dBuV dB/m dB dB cm deg 1 5500.00 95.16 ------ ------ 84.41 34.90 8.35 32.50 231 0 AVERAGE

Mode	19	
	Harmonic	
	U-NII-2C_5.47-5.725_802.11a_CH100_5500MHz	
ANT	6	
Pol.	Horizontal	Vertical
Peak Avg	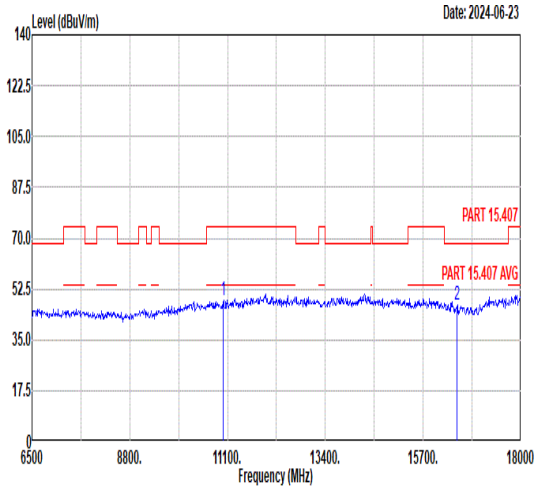 Freq Level Limit Line Margin Read Level Ant Factor Cable Loss Preamp Factor APos TPos Remark MHz dBuV/m dBuV/m dB dBuV dB/m dB dB cm deg 1 11000.00 48.40 74.00 -25.60 57.89 37.60 11.21 58.30 -- -- Peak 2 16500.00 46.76 68.30 -21.54 53.20 39.50 12.91 58.85 -- -- Peak	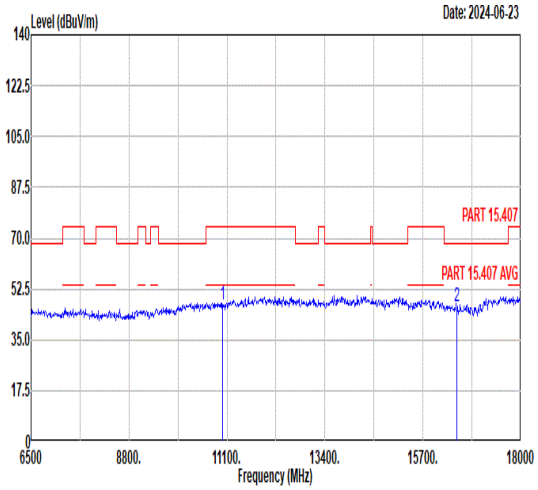 Freq Level Limit Line Margin Read Level Ant Factor Cable Loss Preamp Factor APos TPos Remark MHz dBuV/m dBuV/m dB dBuV dB/m dB dB cm deg 1 11000.00 47.26 74.00 -26.74 56.75 37.60 11.21 58.30 -- -- Peak 2 16500.00 46.62 68.30 -21.68 53.06 39.50 12.91 58.85 -- -- Peak

Mode	20	
	Harmonic	
	U-NII-2C_5.47-5.725_802.11a_CH116_5580MHz	
ANT	6	
Pol.	Horizontal	Vertical
Peak Avg	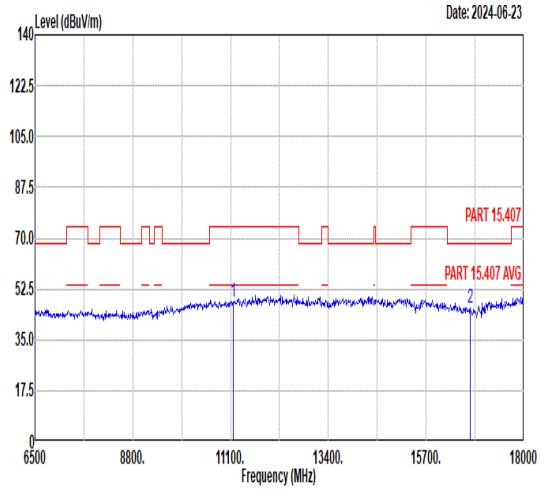 Freq Level Limit Line Margin Read Level Ant Factor Cable Loss Preamp Factor APos TPos Remark MHz dBuV/m dBuV/m dB dBuV dB/m dB dB cm deg 1 11160.00 47.83 74.00 -26.17 57.00 37.66 11.29 58.12 -- -- Peak 2 16740.00 45.86 68.30 -22.44 51.74 39.69 13.01 58.58 -- -- Peak	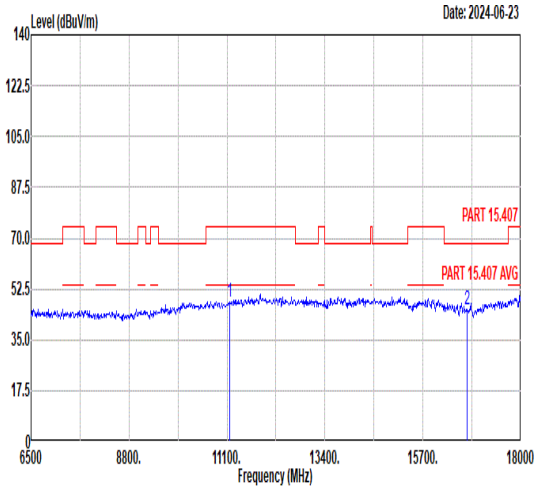 Freq Level Limit Line Margin Read Level Ant Factor Cable Loss Preamp Factor APos TPos Remark MHz dBuV/m dBuV/m dB dBuV dB/m dB dB cm deg 1 11160.00 47.95 74.00 -26.05 57.12 37.66 11.29 58.12 -- -- Peak 2 16740.00 45.43 68.30 -22.87 51.31 39.69 13.01 58.58 -- -- Peak

Mode	21	
	Band Edge	
	U-NII-2C_5.47-5.725_802.11a_CH140_5700MHz	
ANT	6	
Pol.	Horizontal	Fundamental
Peak	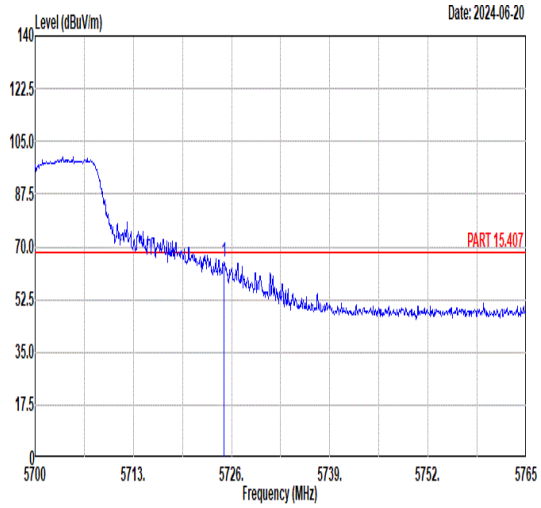 Freq Level Limit Line Margin Read Level Ant Factor Cable Loss Preamp Factor APos TPos Remark MHz dBuV/m dBuV/m dB dBuV dB/m dB dB cm deg 1 5725.03 64.87 68.30 -3.43 53.67 35.03 8.67 32.50 237 292 PEAK	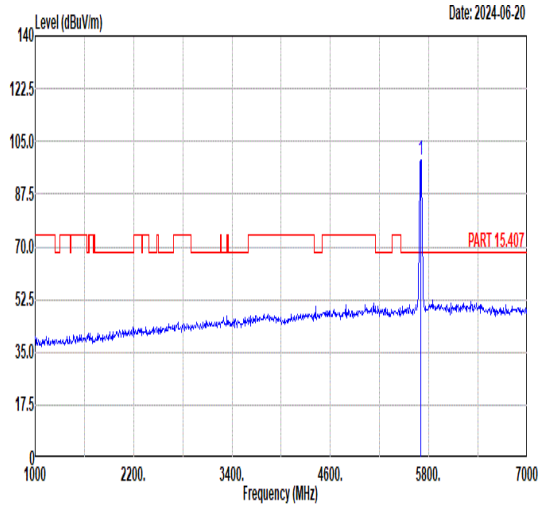 Freq Level Limit Line Margin Read Level Ant Factor Cable Loss Preamp Factor APos TPos Remark MHz dBuV/m dBuV/m dB dBuV dB/m dB dB cm deg 1 5700.00 98.83 ------ ------ 87.69 35.02 8.62 32.50 237 292 PEAK
Avg	Blank	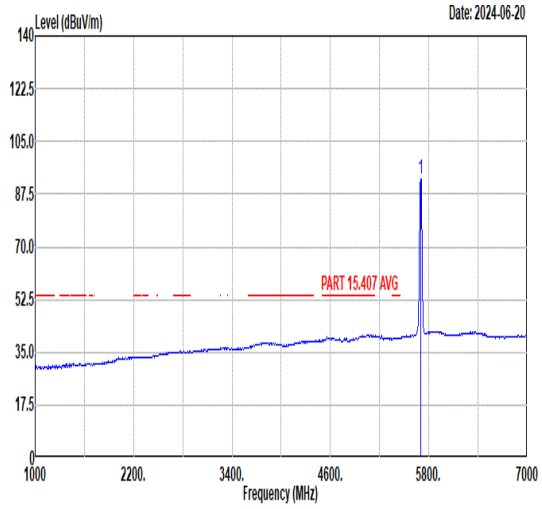 Freq Level Limit Line Margin Read Level Ant Factor Cable Loss Preamp Factor APos TPos Remark MHz dBuV/m dBuV/m dB dBuV dB/m dB dB cm deg 1 5700.00 92.58 ------ ------ 81.44 35.02 8.62 32.50 237 292 AVERAGE

Mode	21	
	Band Edge	
	U-NII-2C_5.47-5.725_802.11a_CH140_5700MHz	
ANT	6	
Pol.	Vertical	Fundamental
Peak	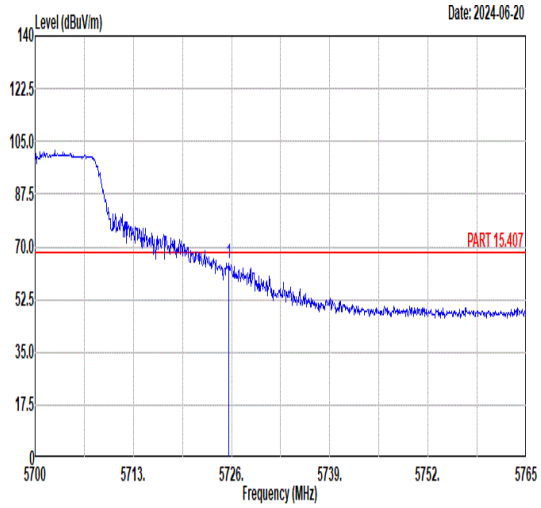 Freq Level Limit Line Margin Read Level Ant Factor Cable Loss Preamp Factor APos TPos Remark MHz dBuV/m dBuV/m dB dBuV dB/m dB dB cm deg 1 5725.61 64.56 68.30 -3.74 53.35 35.03 8.68 32.50 233 75 PEAK	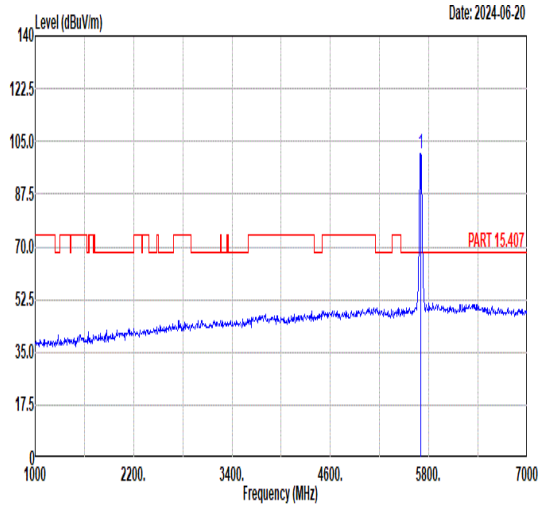 Freq Level Limit Line Margin Read Level Ant Factor Cable Loss Preamp Factor APos TPos Remark MHz dBuV/m dBuV/m dB dBuV dB/m dB dB cm deg 1 5700.00 101.03 ------ ------ 89.94 35.02 8.57 32.50 233 75 PEAK
Avg	Blank	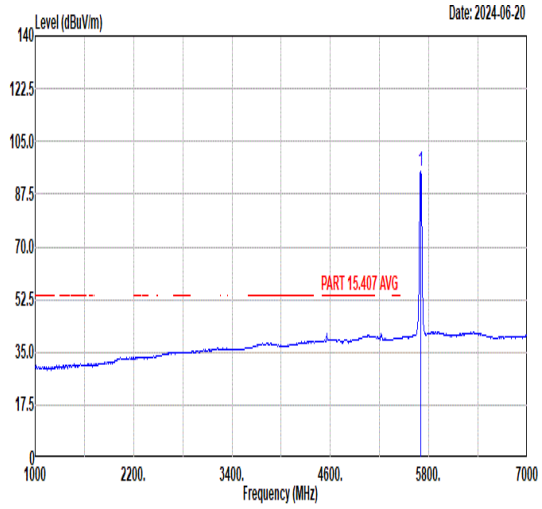 Freq Level Limit Line Margin Read Level Ant Factor Cable Loss Preamp Factor APos TPos Remark MHz dBuV/m dBuV/m dB dBuV dB/m dB dB cm deg 1 5700.00 94.94 ------ ------ 83.85 35.02 8.57 32.50 233 75 AVERAGE

Mode	21	
	Harmonic	
	U-NII-2C_5.47-5.725_802.11a_CH140_5700MHz	
ANT	6	
Pol.	Horizontal	Vertical
Peak Avg	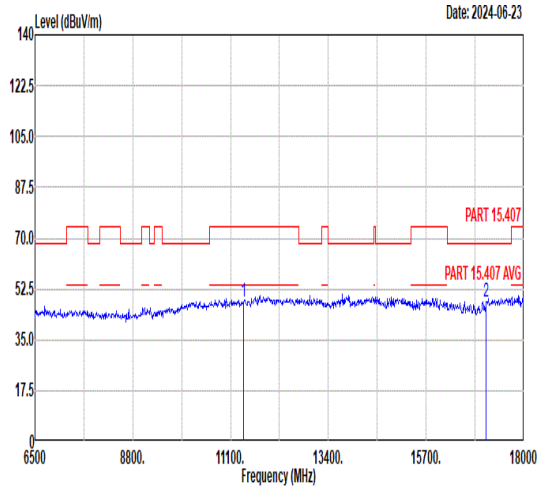 Freq Level Limit Line Margin Read Level Ant Factor Cable Loss Preamp Factor APos TPos Remark MHz dBuV/m dBuV/m dB dBuV dB/m dB dB cm deg 1 11400.00 48.21 74.00 -25.79 56.90 37.76 11.41 57.86 -- -- Peak 2 17100.00 47.94 68.30 -20.36 52.90 40.06 13.14 58.16 -- -- Peak	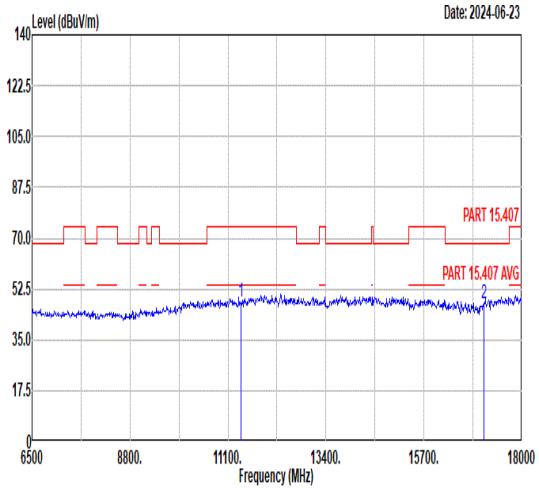 Freq Level Limit Line Margin Read Level Ant Factor Cable Loss Preamp Factor APos TPos Remark MHz dBuV/m dBuV/m dB dBuV dB/m dB dB cm deg 1 11400.00 48.14 74.00 -25.86 56.83 37.76 11.41 57.86 -- -- Peak 2 17100.00 47.31 68.30 -20.99 52.27 40.06 13.14 58.16 -- -- Peak

Mode	22	
	Band Edge	
	U-NII-2C_5.47-5.725_802.11ac VHT20_CH100_5500MHz	
ANT	6	
Pol.	Horizontal	Fundamental
Peak	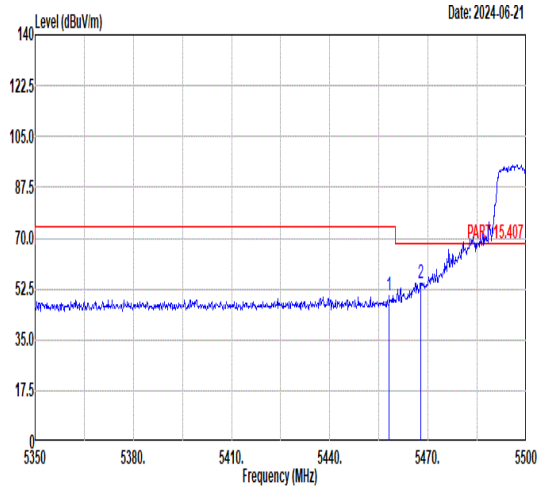 Freq Level Limit Line Margin Read Level Ant Factor Cable Loss Preamp Factor APos TPos Remark MHz dBuV/m dBuV/m dB dBuV dB/m dB dB cm deg 1 5458.15 50.42 74.00 -23.58 39.66 34.86 8.41 32.51 262 360 PEAK 2 5467.75 54.61 68.30 -13.69 43.85 34.87 8.40 32.51 262 360 PEAK	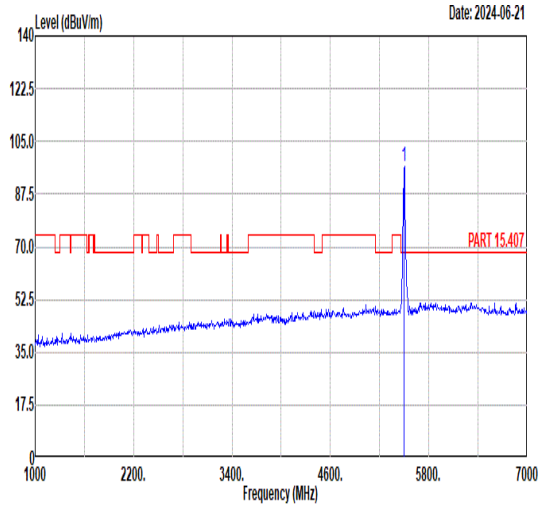 Freq Level Limit Line Margin Read Level Ant Factor Cable Loss Preamp Factor APos TPos Remark MHz dBuV/m dBuV/m dB dBuV dB/m dB dB cm deg 1 5500.00 96.62 ------ ------ 85.87 34.90 8.35 32.50 262 360 PEAK
Avg	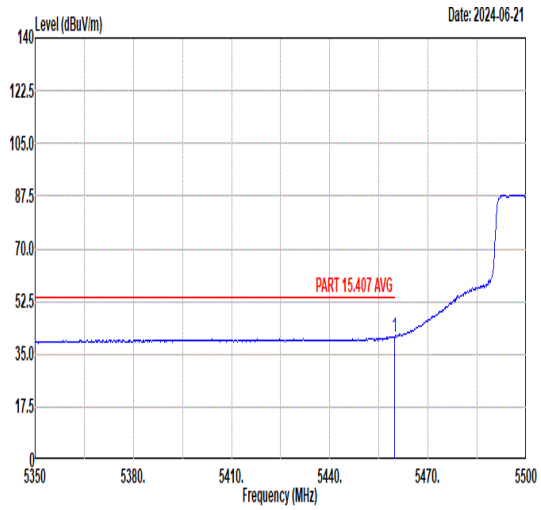 Freq Level Limit Line Margin Read Level Ant Factor Cable Loss Preamp Factor APos TPos Remark MHz dBuV/m dBuV/m dB dBuV dB/m dB dB cm deg 1 5459.80 40.74 54.00 -13.26 29.98 34.86 8.41 32.51 262 360 AVERAGE	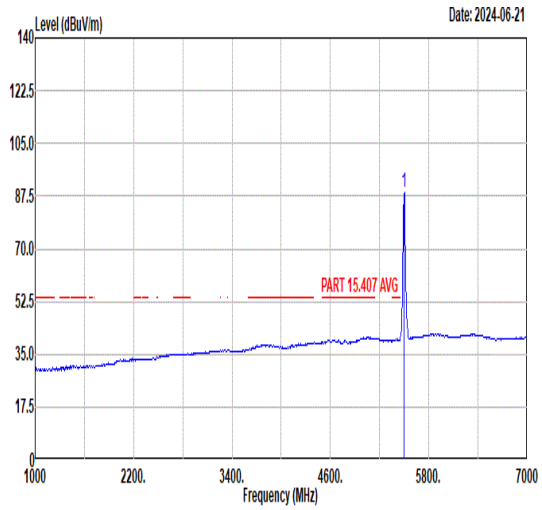 Freq Level Limit Line Margin Read Level Ant Factor Cable Loss Preamp Factor APos TPos Remark MHz dBuV/m dBuV/m dB dBuV dB/m dB dB cm deg 1 5500.00 88.81 ------ ------ 78.06 34.90 8.35 32.50 262 360 AVERAGE

Mode	22	
	Band Edge	
	U-NII-2C_5.47-5.725_802.11ac VHT20_CH100_5500MHz	
ANT	6	
Pol.	Vertical	Fundamental
Peak	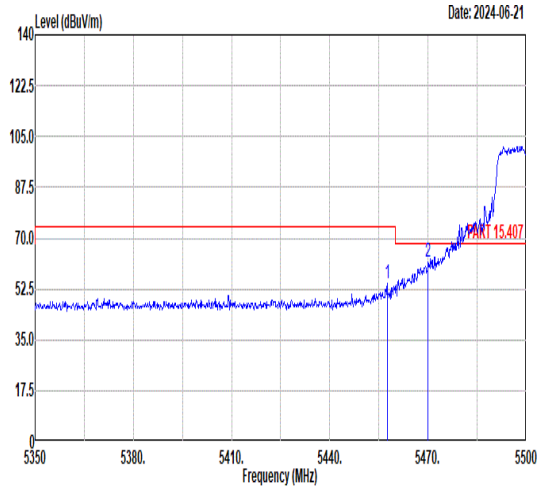 Freq Level Limit Line Margin Read Level Ant Factor Cable Loss Preamp Factor APos TPos Remark MHz dBuV/m dBuV/m dB dBuV dB/m dB dB cm deg 1 5457.55 54.37 74.00 -19.63 43.61 34.86 8.41 32.51 230 8 PEAK 2 5470.00 62.05 68.30 -6.25 51.29 34.87 8.40 32.51 230 8 PEAK	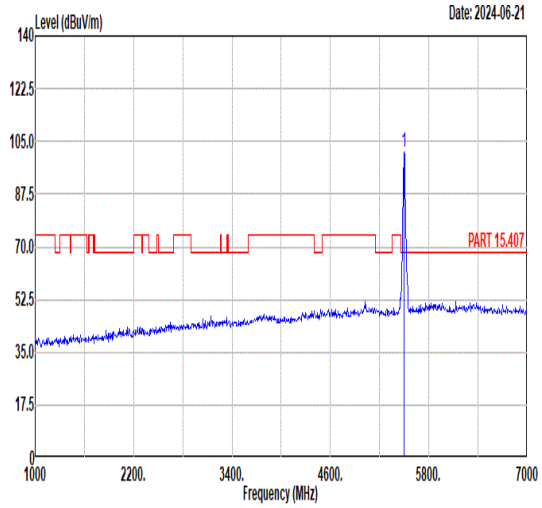 Freq Level Limit Line Margin Read Level Ant Factor Cable Loss Preamp Factor APos TPos Remark MHz dBuV/m dBuV/m dB dBuV dB/m dB dB cm deg 1 5500.00 101.55 ------ ------ 90.80 34.89 8.36 32.50 230 8 PEAK
Avg	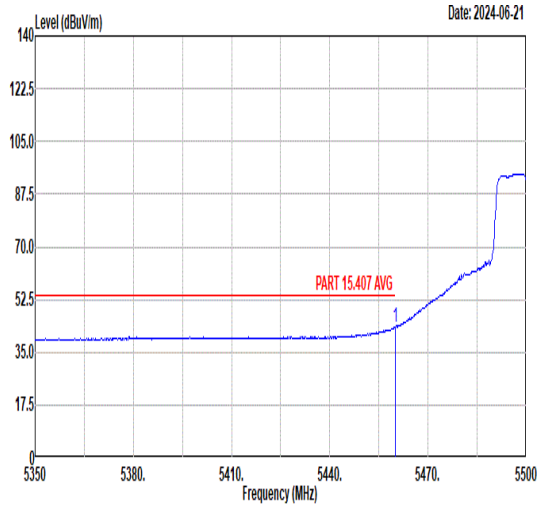 Freq Level Limit Line Margin Read Level Ant Factor Cable Loss Preamp Factor APos TPos Remark MHz dBuV/m dBuV/m dB dBuV dB/m dB dB cm deg 1 5459.95 43.37 54.00 -10.63 32.61 34.86 8.41 32.51 230 8 AVERAGE	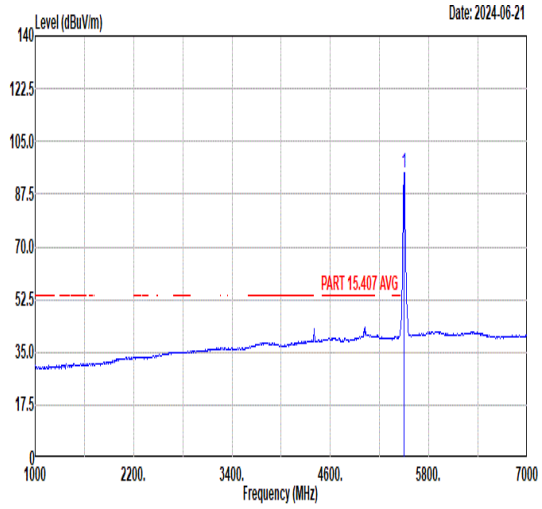 Freq Level Limit Line Margin Read Level Ant Factor Cable Loss Preamp Factor APos TPos Remark MHz dBuV/m dBuV/m dB dBuV dB/m dB dB cm deg 1 5500.00 94.52 ------ ------ 83.77 34.90 8.35 32.50 230 8 AVERAGE

Mode	22	
	Harmonic	
	U-NII-2C_5.47-5.725_802.11ac VHT20_CH100_5500MHz	
ANT	6	
Pol.	Horizontal	Vertical
Peak Avg	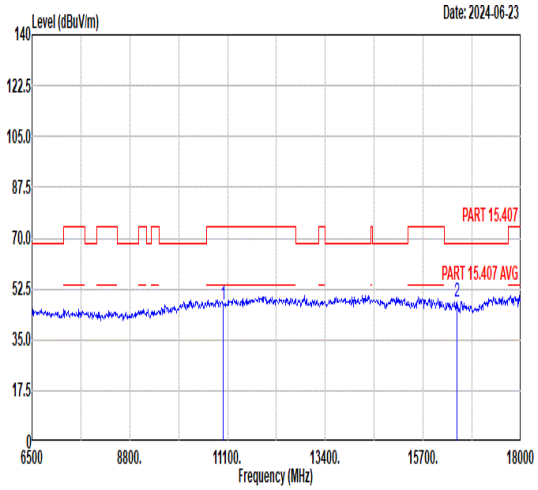 Freq Level Limit Line Margin Read Level Ant Factor Cable Loss Preamp Factor APos TPos Remark MHz dBuV/m dBuV/m dB dBuV dB/m dB dB cm deg 1 11000.00 47.23 74.00 -26.77 56.72 37.60 11.21 58.30 -- -- Peak 2 16500.00 48.30 68.30 -20.00 54.74 39.50 12.91 58.85 -- -- Peak	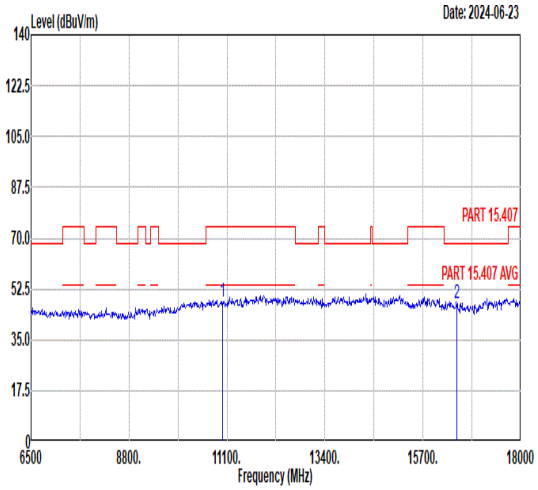 Freq Level Limit Line Margin Read Level Ant Factor Cable Loss Preamp Factor APos TPos Remark MHz dBuV/m dBuV/m dB dBuV dB/m dB dB cm deg 1 11000.00 48.05 74.00 -25.95 57.54 37.60 11.21 58.30 -- -- Peak 2 16500.00 47.44 68.30 -20.86 53.88 39.50 12.91 58.85 -- -- Peak

Mode	23	
	Harmonic	
	U-NII-2C_5.47-5.725_802.11ac VHT20_CH116_5580MHz	
ANT	6	
Pol.	Horizontal	Vertical
Peak Avg	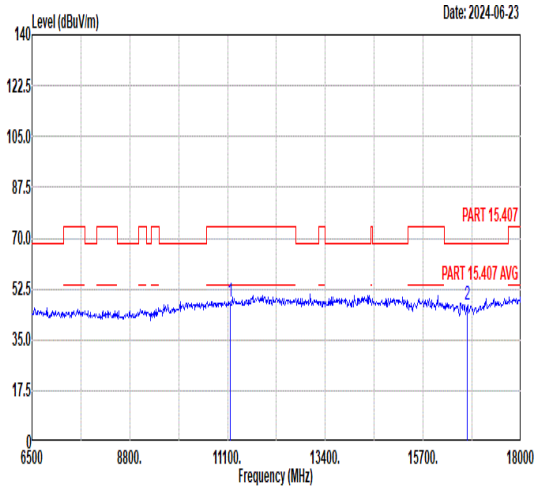 Freq Level Limit Line Margin Read Level Ant Factor Cable Loss Preamp Factor APos TPos Remark MHz dBuV/m dBuV/m dB dBuV dB/m dB dB cm deg 1 11160.00 48.06 74.00 -25.94 57.23 37.66 11.29 58.12 -- -- Peak 2 16740.00 47.05 68.30 -21.25 52.93 39.69 13.01 58.58 -- -- Peak	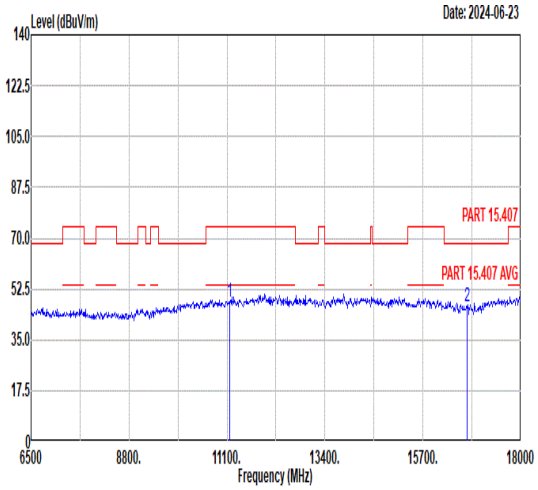 Freq Level Limit Line Margin Read Level Ant Factor Cable Loss Preamp Factor APos TPos Remark MHz dBuV/m dBuV/m dB dBuV dB/m dB dB cm deg 1 11160.00 48.30 74.00 -25.70 57.47 37.66 11.29 58.12 -- -- Peak 2 16740.00 46.54 68.30 -21.76 52.42 39.69 13.01 58.58 -- -- Peak

Mode	24	
	Band Edge	
	U-NII-2C_5.47-5.725_802.11ac VHT20_CH140_5700MHz	
ANT	6	
Pol.	Horizontal	Fundamental
Peak	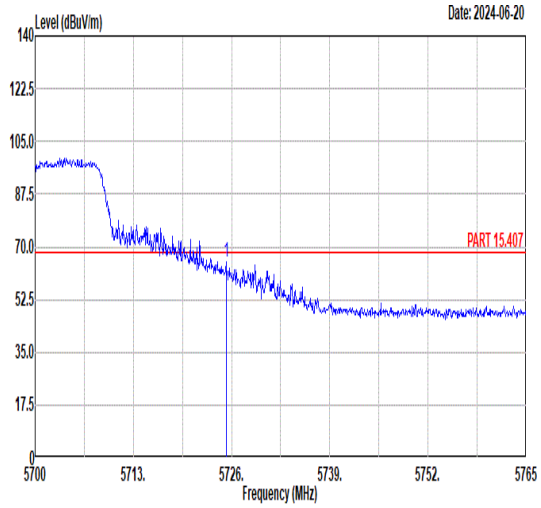 Freq Level Limit Line Margin Read Level Ant Factor Cable Loss Preamp Factor APos TPos Remark MHz dBuV/m dBuV/m dB dBuV dB/m dB dB cm deg 1 5725.29 64.74 68.30 -3.56 53.53 35.03 8.68 32.50 232 293 PEAK	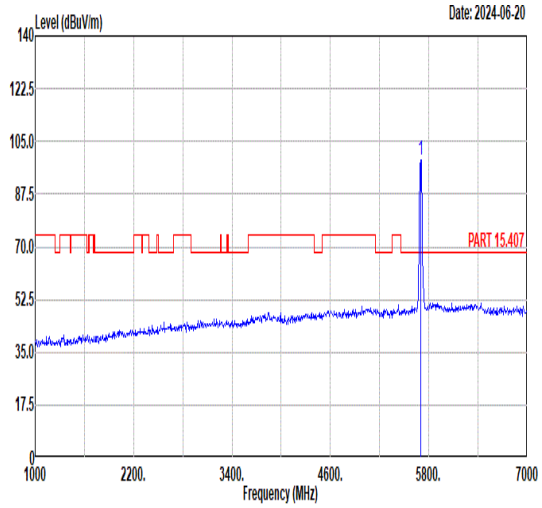 Freq Level Limit Line Margin Read Level Ant Factor Cable Loss Preamp Factor APos TPos Remark MHz dBuV/m dBuV/m dB dBuV dB/m dB dB cm deg 1 5700.00 98.99 ------ ------ 87.85 35.02 8.62 32.50 232 293 PEAK
Avg	Blank	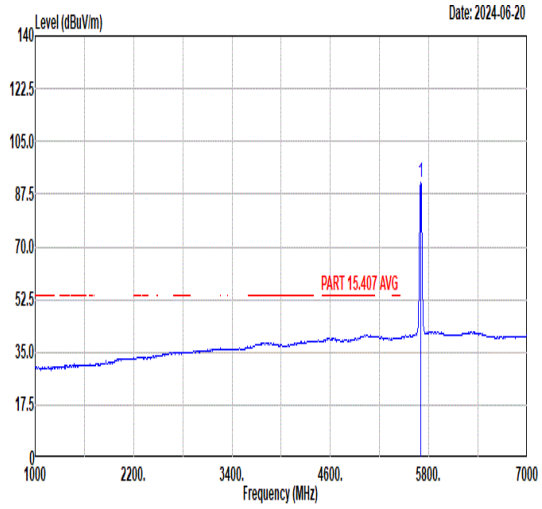 Freq Level Limit Line Margin Read Level Ant Factor Cable Loss Preamp Factor APos TPos Remark MHz dBuV/m dBuV/m dB dBuV dB/m dB dB cm deg 1 5700.00 91.19 ------ ------ 80.07 35.02 8.60 32.50 232 293 AVERAGE

Mode	24	
	Band Edge	
	U-NII-2C_5.47-5.725_802.11ac VHT20_CH140_5700MHz	
ANT	6	
Pol.	Vertical	Fundamental
Peak	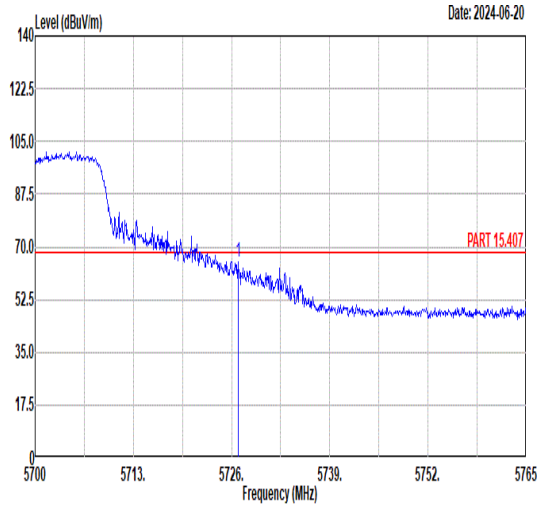 Freq Level Limit Line Margin Read Level Ant Factor Cable Loss Preamp Factor APos TPos Remark MHz dBuV/m dBuV/m dB dBuV dB/m dB dB cm deg 1 5726.85 65.18 68.30 -3.12 53.97 35.03 8.68 32.50 272 78 PEAK	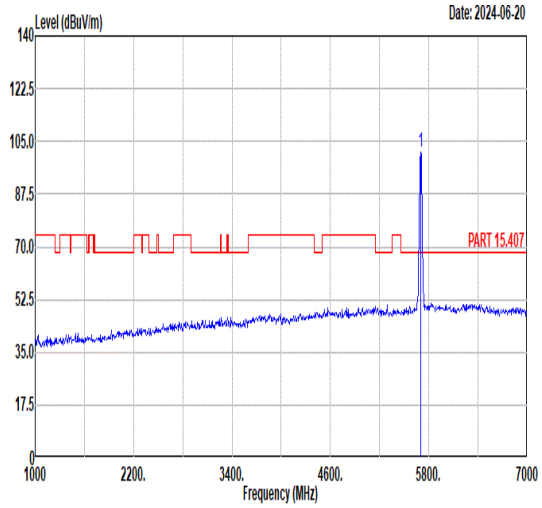 Freq Level Limit Line Margin Read Level Ant Factor Cable Loss Preamp Factor APos TPos Remark MHz dBuV/m dBuV/m dB dBuV dB/m dB dB cm deg 1 5700.00 101.64 ------ ------ 90.52 35.02 8.60 32.50 272 78 PEAK
Avg	Blank	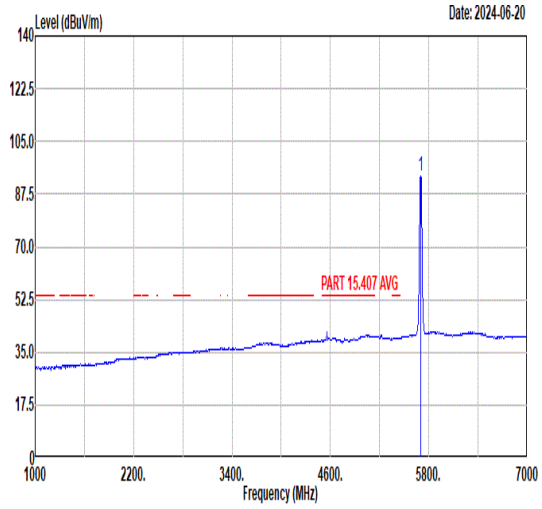 Freq Level Limit Line Margin Read Level Ant Factor Cable Loss Preamp Factor APos TPos Remark MHz dBuV/m dBuV/m dB dBuV dB/m dB dB cm deg 1 5700.00 93.49 ------ ------ 82.37 35.02 8.60 32.50 272 78 AVERAGE

Mode	24	
	Harmonic	
	U-NII-2C_5.47-5.725_802.11ac VHT20_CH140_5700MHz	
ANT	6	
Pol.	Horizontal	Vertical
Peak Avg	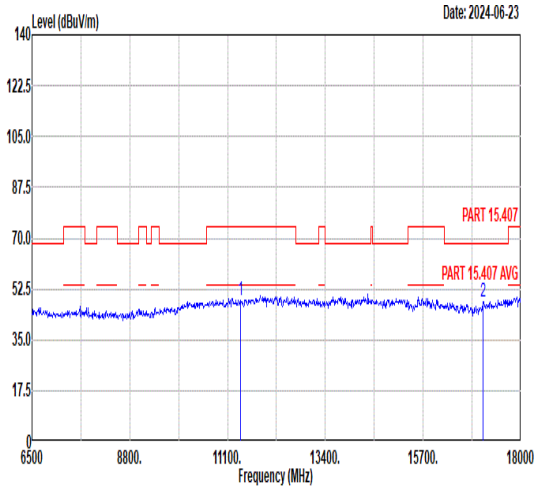 Freq Level Limit Line Margin Read Level Ant Factor Cable Loss Preamp Factor APos TPos Remark MHz dBuV/m dBuV/m dB dBuV dB/m dB dB cm deg 1 11400.00 48.83 74.00 -25.17 57.52 37.76 11.41 57.86 -- -- Peak 2 17100.00 47.84 68.30 -20.46 52.80 40.06 13.14 58.16 -- -- Peak	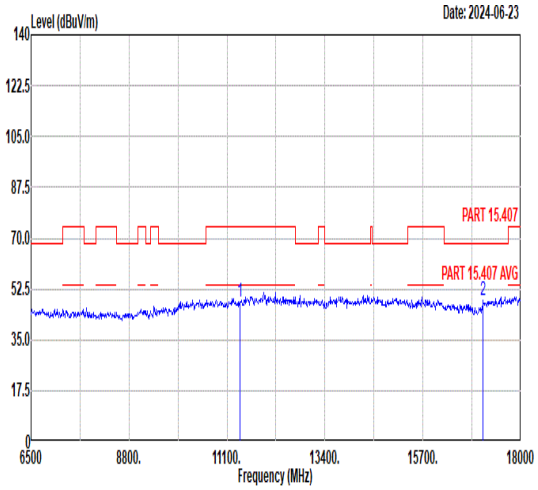 Freq Level Limit Line Margin Read Level Ant Factor Cable Loss Preamp Factor APos TPos Remark MHz dBuV/m dBuV/m dB dBuV dB/m dB dB cm deg 1 11400.00 48.09 74.00 -25.91 56.78 37.76 11.41 57.86 -- -- Peak 2 17100.00 48.81 68.30 -19.49 53.77 40.06 13.14 58.16 -- -- Peak

Mode	25	
	Band Edge - L	
	U-NII-2C_5.47-5.725_802.11ac VHT40_CH102_5510MHz	
ANT	6	
Pol.	Horizontal	Fundamental
Peak	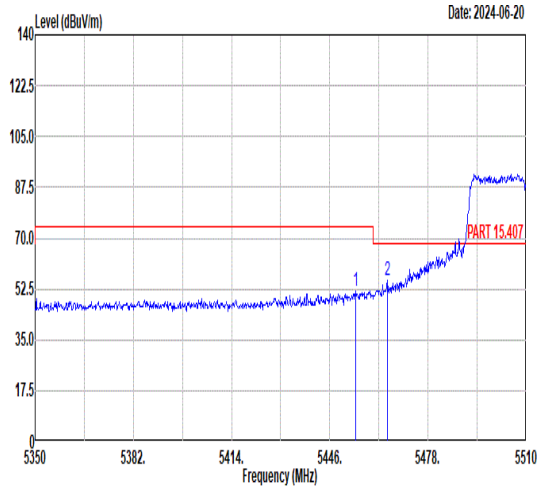 Freq Level Limit Line Margin Read Level Ant Factor Cable Loss Preamp Factor APos TPos Remark MHz dBuV/m dBuV/m dB dBuV dB/m dB dB cm deg 1 5454.48 51.60 74.00 -22.40 40.83 34.86 8.42 32.51 239 284 PEAK 2 5464.72 55.22 68.30 -13.08 44.46 34.87 8.40 32.51 239 284 PEAK	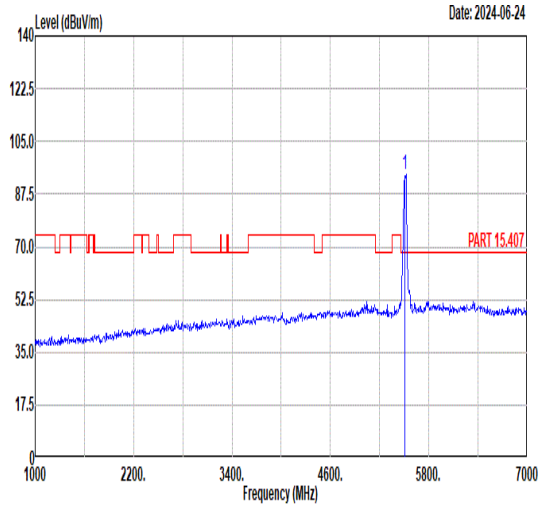 Freq Level Limit Line Margin Read Level Ant Factor Cable Loss Preamp Factor APos TPos Remark MHz dBuV/m dBuV/m dB dBuV dB/m dB dB cm deg 1 5510.00 93.88 ------ ------ 83.15 34.91 8.32 32.50 239 284 PEAK
Avg	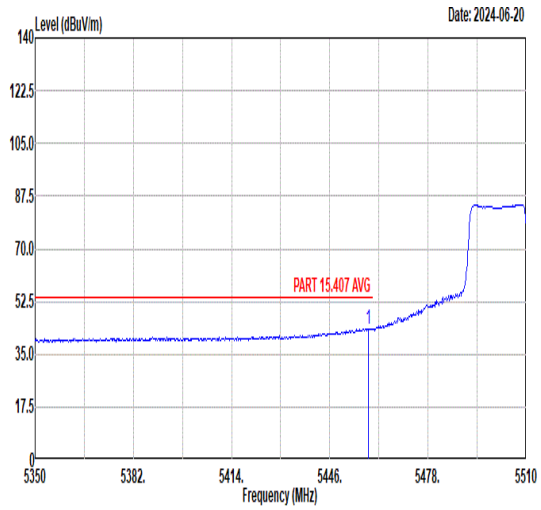 Freq Level Limit Line Margin Read Level Ant Factor Cable Loss Preamp Factor APos TPos Remark MHz dBuV/m dBuV/m dB dBuV dB/m dB dB cm deg 1 5458.48 43.49 54.00 -10.51 32.73 34.86 8.41 32.51 239 284 AVERAGE	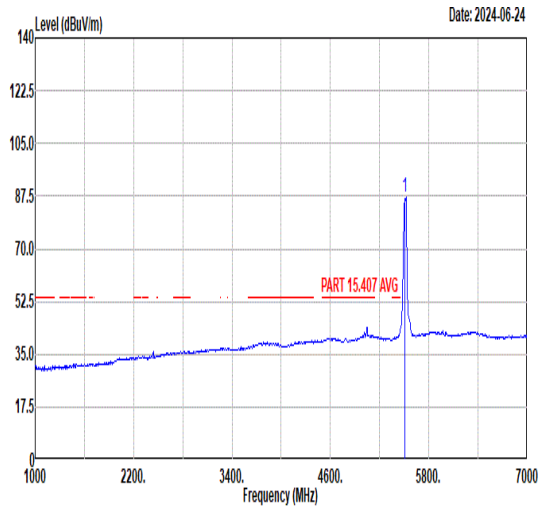 Freq Level Limit Line Margin Read Level Ant Factor Cable Loss Preamp Factor APos TPos Remark MHz dBuV/m dBuV/m dB dBuV dB/m dB dB cm deg 1 5510.00 87.15 ------ ------ 76.42 34.91 8.32 32.50 239 284 AVERAGE

Mode	25	
	Band Edge - R	
	U-NII-2C_5.47-5.725_802.11ac VHT40_CH102_5510MHz	
ANT	6	
Pol.	Horizontal	Fundamental
Peak	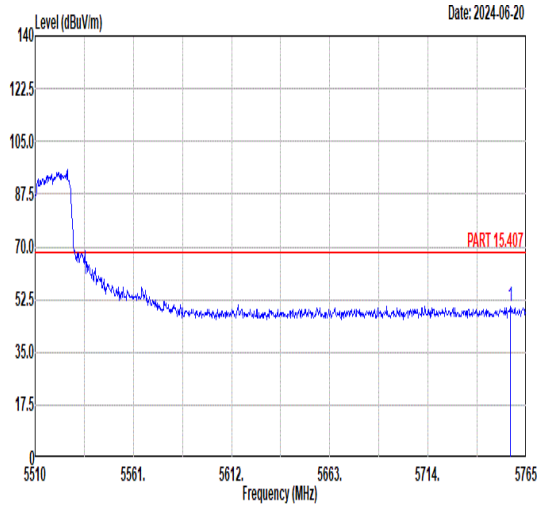 Freq Level Limit Line Margin Read Level Ant Factor Cable Loss Preamp Factor APos TPos Remark MHz dBuV/m dBuV/m dB dBuV dB/m dB dB cm deg 1 5756.59 49.97 68.30 -18.33 38.63 35.05 8.79 32.50 239 284 PEAK	Blank

Mode	25	
	Band Edge - L	
	U-NII-2C_5.47-5.725_802.11ac VHT40_CH102_5510MHz	
ANT	6	
Pol.	Vertical	Fundamental
Peak	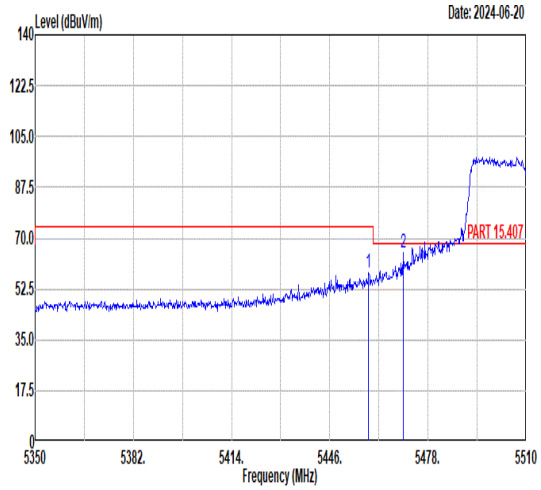 Freq Level Limit Line Margin Read Level Ant Factor Cable Loss Preamp Factor APos TPos Remark MHz dBuV/m dBuV/m dB dBuV dB/m dB dB cm deg 1 5458.64 58.25 74.00 -15.75 47.49 34.86 8.41 32.51 219 75 PEAK 2 5470.00 65.21 68.30 -3.09 54.45 34.87 8.40 32.51 219 75 PEAK	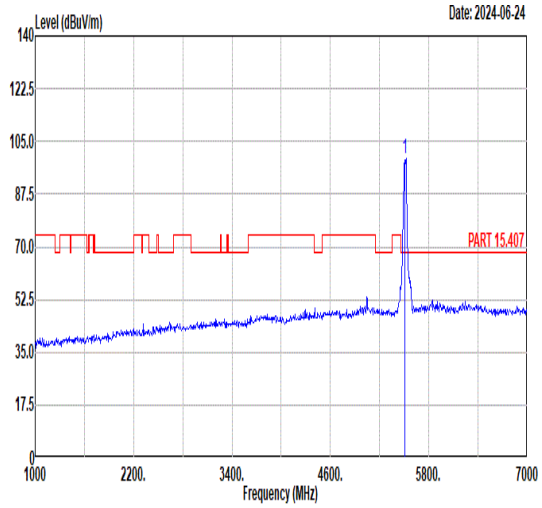 Freq Level Limit Line Margin Read Level Ant Factor Cable Loss Preamp Factor APos TPos Remark MHz dBuV/m dBuV/m dB dBuV dB/m dB dB cm deg 1 5510.00 99.23 ------ ------ 88.50 34.91 8.32 32.50 219 75 PEAK
Avg	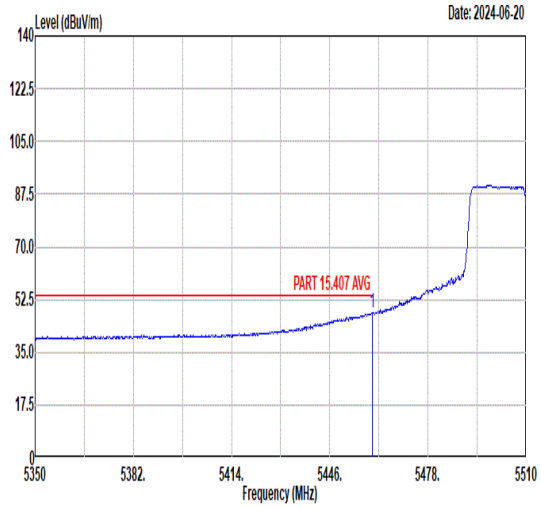 Freq Level Limit Line Margin Read Level Ant Factor Cable Loss Preamp Factor APos TPos Remark MHz dBuV/m dBuV/m dB dBuV dB/m dB dB cm deg 1 5459.76 48.12 54.00 -5.88 37.36 34.86 8.41 32.51 219 75 AVERAGE	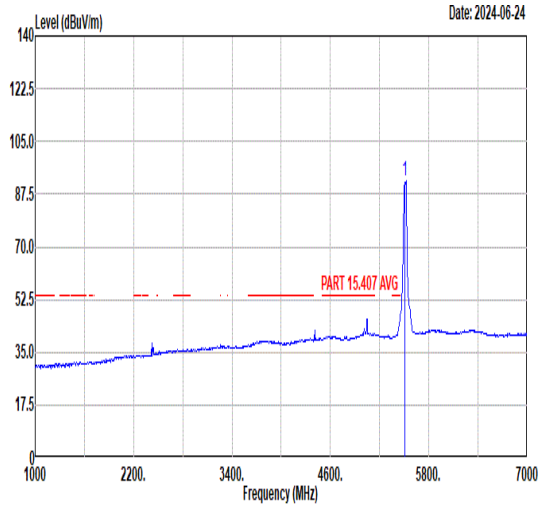 Freq Level Limit Line Margin Read Level Ant Factor Cable Loss Preamp Factor APos TPos Remark MHz dBuV/m dBuV/m dB dBuV dB/m dB dB cm deg 1 5510.00 91.73 ------ ------ 80.99 34.92 8.32 32.50 219 75 AVERAGE

Mode	25	
	Band Edge - R	
	U-NII-2C_5.47-5.725_802.11ac VHT40_CH102_5510MHz	
ANT	6	
Pol.	Vertical	Fundamental
Peak	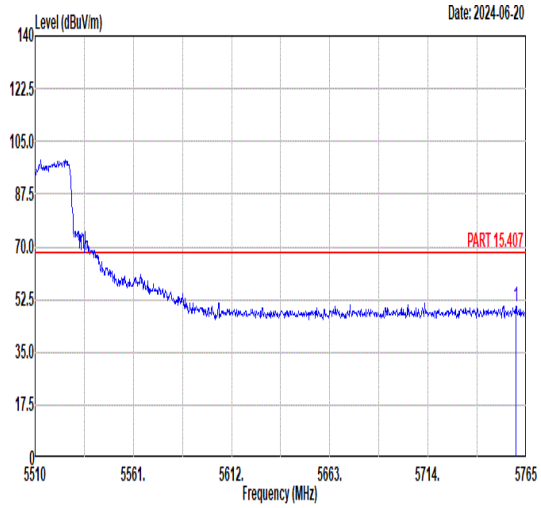 Freq Level Limit Line Margin Read Level Ant Factor Cable Loss Preamp Factor APos TPos Remark MHz dBuV/m dBuV/m dB dBuV dB/m dB dB cm deg 1 5759.65 50.40 68.30 -17.90 39.05 35.05 8.80 32.50 219 75 PEAK	Blank

Mode	25	
	Harmonic	
	U-NII-2C_5.47-5.725_802.11ac VHT40_CH102_5510MHz	
ANT	6	
Pol.	Horizontal	Vertical
Peak Avg	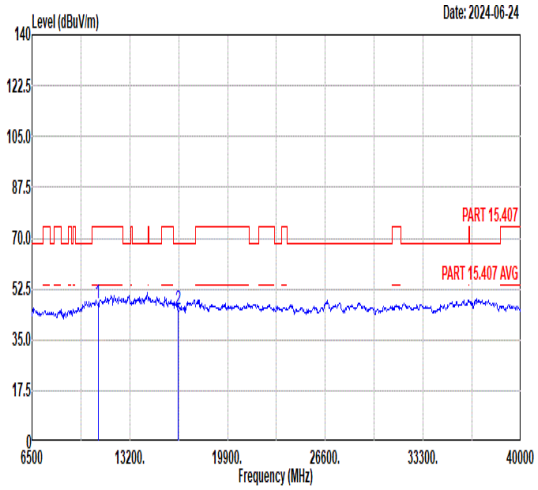 Freq Level Limit Line Margin Read Level Ant Factor Cable Loss Preamp Factor APos TPos Remark MHz dBuV/m dBuV/m dB dBuV dB/m dB dB cm deg 1 11020.00 47.35 74.00 -26.65 56.79 37.61 11.22 58.27 -- -- Peak 2 16530.00 45.21 68.30 -23.09 51.58 39.52 12.92 58.81 -- -- Peak	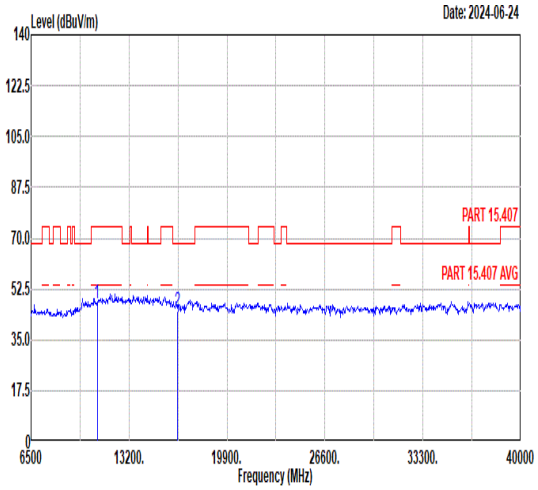 Freq Level Limit Line Margin Read Level Ant Factor Cable Loss Preamp Factor APos TPos Remark MHz dBuV/m dBuV/m dB dBuV dB/m dB dB cm deg 1 11020.00 47.74 74.00 -26.26 57.18 37.61 11.22 58.27 -- -- Peak 2 16530.00 45.05 68.30 -23.25 51.42 39.52 12.92 58.81 -- -- Peak

Mode	26	
	Band Edge - L	
	U-NII-2C_5.47-5.725_802.11ac VHT40_CH110_5550MHz	
ANT	6	
Pol.	Horizontal	Fundamental
Peak	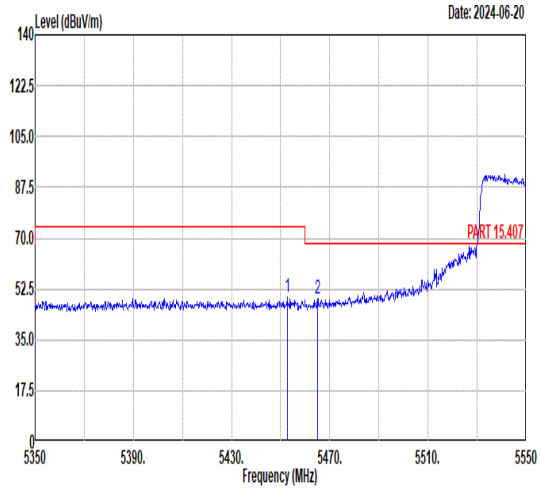 Freq Level Limit Line Margin Read Level Ant Factor Cable Loss Preamp Factor APos TPos Remark MHz dBuV/m dBuV/m dB dBuV dB/m dB dB cm deg 1 5452.60 49.63 74.00 -24.37 38.86 34.86 8.42 32.51 252 360 PEAK 2 5465.00 49.22 68.30 -19.08 38.46 34.87 8.40 32.51 252 360 PEAK	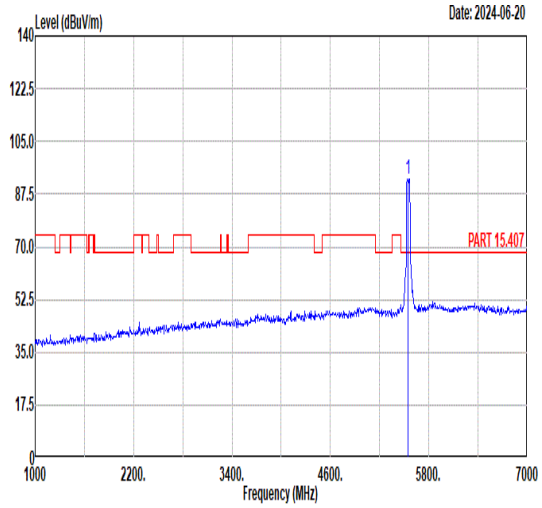 Freq Level Limit Line Margin Read Level Ant Factor Cable Loss Preamp Factor APos TPos Remark MHz dBuV/m dBuV/m dB dBuV dB/m dB dB cm deg 1 5550.00 92.72 ------ ------ 81.99 34.92 8.31 32.50 252 360 PEAK
Avg	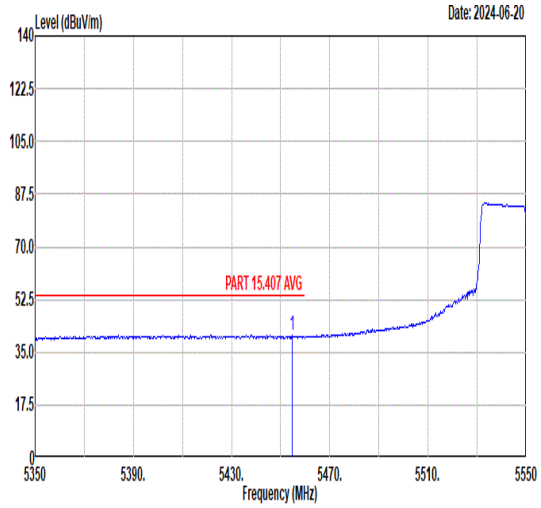 Freq Level Limit Line Margin Read Level Ant Factor Cable Loss Preamp Factor APos TPos Remark MHz dBuV/m dBuV/m dB dBuV dB/m dB dB cm deg 1 5454.60 40.75 54.00 -13.25 29.98 34.86 8.42 32.51 252 360 AVERAGE	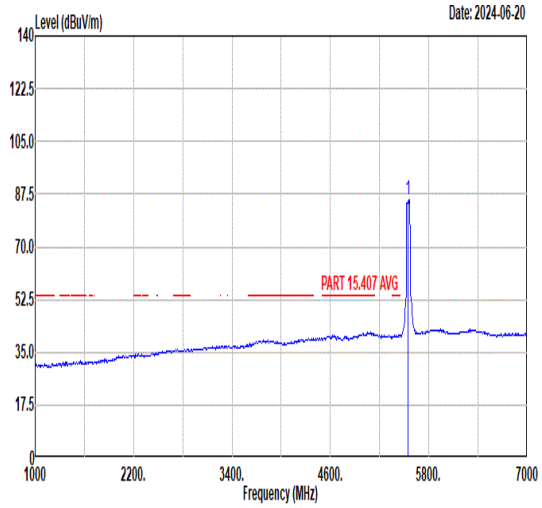 Freq Level Limit Line Margin Read Level Ant Factor Cable Loss Preamp Factor APos TPos Remark MHz dBuV/m dBuV/m dB dBuV dB/m dB dB cm deg 1 5550.00 85.55 ------ ------ 74.84 34.94 8.27 32.50 252 360 AVERAGE

Mode	26	
	Band Edge - R	
	U-NII-2C_5.47-5.725_802.11ac VHT40_CH110_5550MHz	
ANT	6	
Pol.	Horizontal	Fundamental
Peak	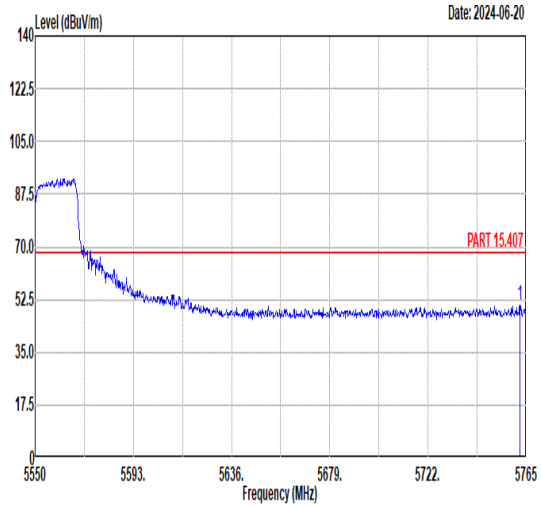 Freq Level Limit Line Margin Read Level Ant Factor Cable Loss Preamp Factor APos TPos Remark MHz dBuV/m dBuV/m dB dBuV dB/m dB dB cm deg 1 5762.21 50.48 68.30 -17.82 39.11 35.06 8.81 32.50 252 360 PEAK	Blank

Mode	26	
	Band Edge - L	
	U-NII-2C_5.47-5.725_802.11ac VHT40_CH110_5550MHz	
ANT	6	
Pol.	Vertical	Fundamental
Peak	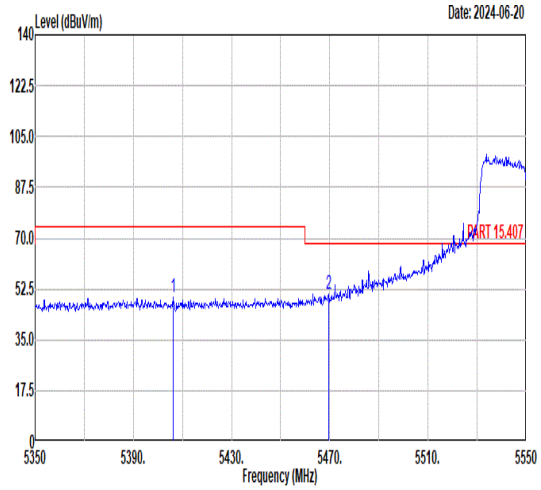 Freq Level Limit Line Margin Read Level Ant Factor Cable Loss Preamp Factor APos TPos Remark MHz dBuV/m dBuV/m dB dBuV dB/m dB dB cm deg 1 5406.20 49.54 74.00 -24.46 38.77 34.82 8.48 32.53 225 65 PEAK 2 5469.60 50.79 68.30 -17.51 40.03 34.87 8.40 32.51 225 65 PEAK	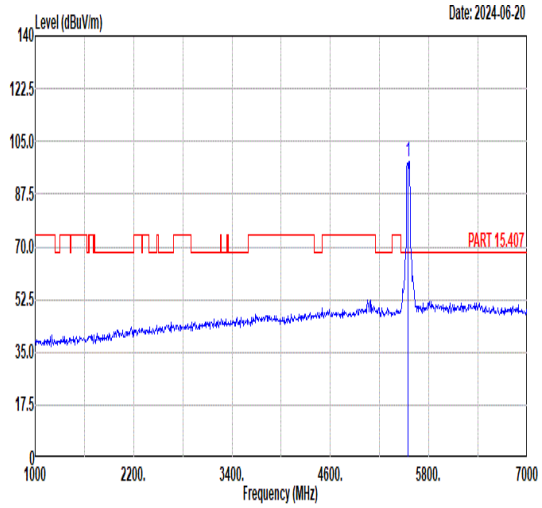 Freq Level Limit Line Margin Read Level Ant Factor Cable Loss Preamp Factor APos TPos Remark MHz dBuV/m dBuV/m dB dBuV dB/m dB dB cm deg 1 5550.00 98.14 ------ ------ 87.43 34.93 8.28 32.50 225 65 PEAK
Avg	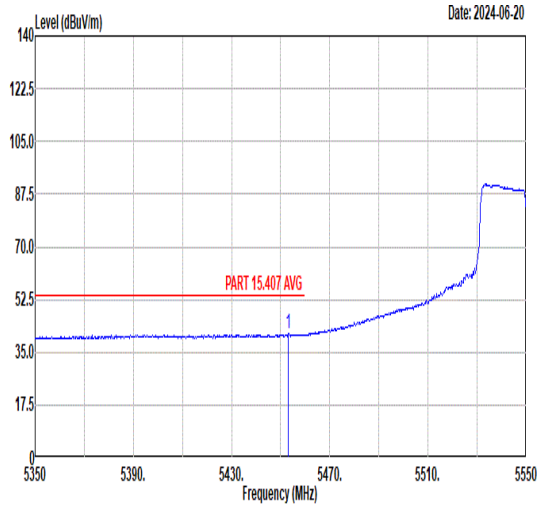 Freq Level Limit Line Margin Read Level Ant Factor Cable Loss Preamp Factor APos TPos Remark MHz dBuV/m dBuV/m dB dBuV dB/m dB dB cm deg 1 5453.20 41.03 54.00 -12.97 30.26 34.86 8.42 32.51 225 65 AVERAGE	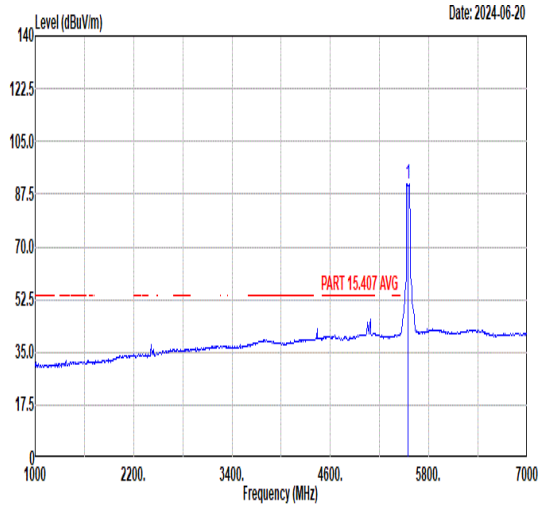 Freq Level Limit Line Margin Read Level Ant Factor Cable Loss Preamp Factor APos TPos Remark MHz dBuV/m dBuV/m dB dBuV dB/m dB dB cm deg 1 5550.00 91.07 ------ ------ 80.36 34.94 8.27 32.50 225 65 AVERAGE

Mode	26	
	Band Edge - R	
	U-NII-2C_5.47-5.725_802.11ac VHT40_CH110_5550MHz	
ANT	6	
Pol.	Vertical	Fundamental
Peak	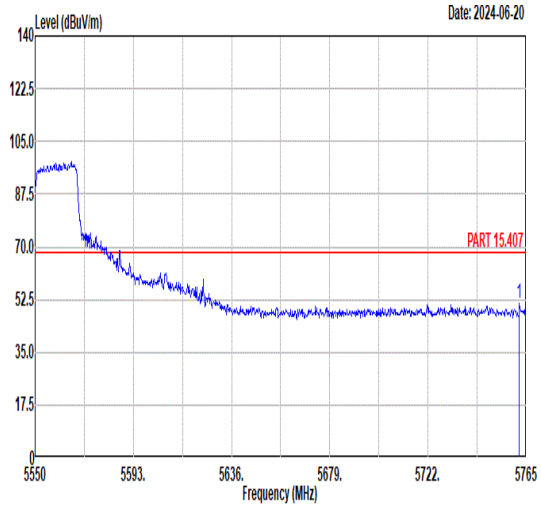 Freq Level Limit Line Margin Read Level Ant Factor Cable Loss Preamp Factor APos TPos Remark MHz dBuV/m dBuV/m dB dBuV dB/m dB dB cm deg 1 5761.99 51.11 68.30 -17.19 39.74 35.06 8.81 32.50 225 65 PEAK	Blank

Mode	26	
	Harmonic	
	U-NII-2C_5.47-5.725_802.11ac VHT40_CH110_5550MHz	
ANT	6	
Pol.	Horizontal	Vertical
Peak Avg	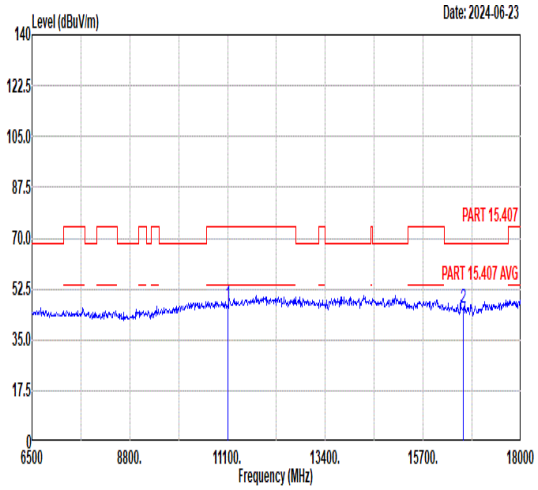 Freq Level Limit Line Margin Read Level Ant Factor Cable Loss Preamp Factor APos TPos Remark MHz dBuV/m dBuV/m dB dBuV dB/m dB dB cm deg 1 11100.00 47.17 74.00 -26.83 56.46 37.64 11.26 58.19 -- -- Peak 2 16650.00 45.99 68.30 -22.31 52.08 39.62 12.97 58.68 -- -- Peak	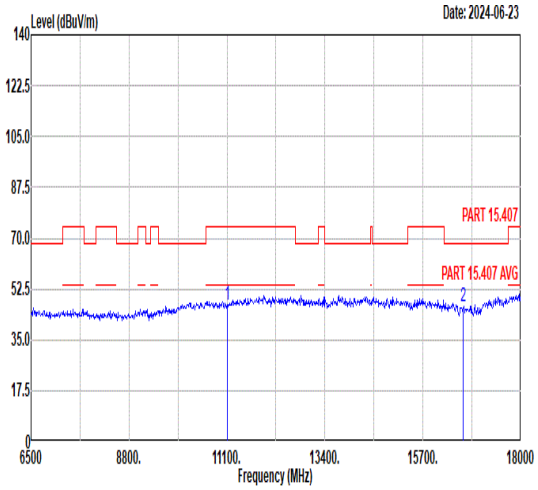 Freq Level Limit Line Margin Read Level Ant Factor Cable Loss Preamp Factor APos TPos Remark MHz dBuV/m dBuV/m dB dBuV dB/m dB dB cm deg 1 11100.00 47.12 74.00 -26.88 56.41 37.64 11.26 58.19 -- -- Peak 2 16650.00 46.26 68.30 -22.04 52.35 39.62 12.97 58.68 -- -- Peak

Mode	27	
	Band Edge - L	
	U-NII-2C_5.47-5.725_802.11ac VHT40_CH134_5670MHz	
ANT	6	
Pol.	Horizontal	Fundamental
Peak	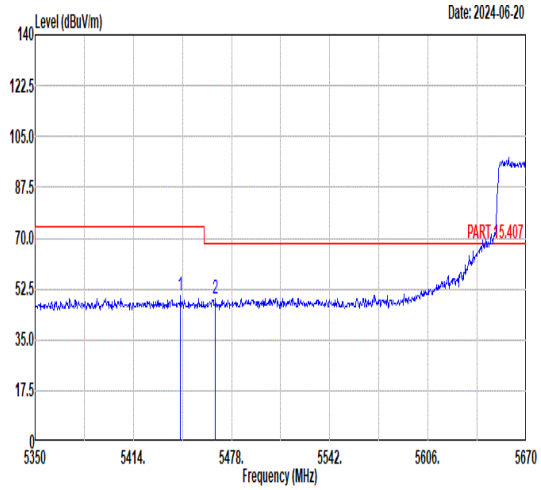 Freq Level Limit Line Margin Read Level Ant Factor Cable Loss Preamp Factor APos TPos Remark MHz dBuV/m dBuV/m dB dBuV dB/m dB dB cm deg 1 5444.72 50.02 74.00 -23.98 39.26 34.85 8.43 32.52 213 292 PEAK 2 5467.44 48.87 68.30 -19.43 38.11 34.87 8.40 32.51 213 292 PEAK	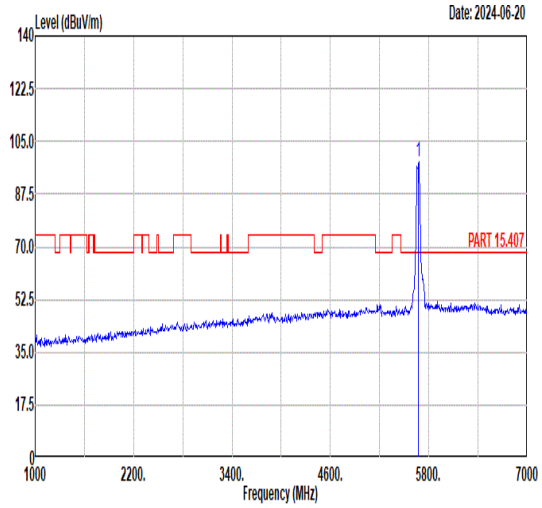 Freq Level Limit Line Margin Read Level Ant Factor Cable Loss Preamp Factor APos TPos Remark MHz dBuV/m dBuV/m dB dBuV dB/m dB dB cm deg 1 5670.00 98.21 ------ ------ 87.17 35.01 8.53 32.50 213 292 PEAK
Avg	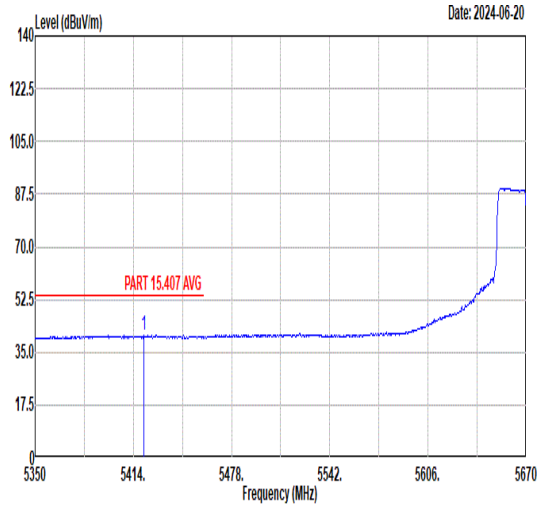 Freq Level Limit Line Margin Read Level Ant Factor Cable Loss Preamp Factor APos TPos Remark MHz dBuV/m dBuV/m dB dBuV dB/m dB dB cm deg 1 5420.72 40.78 54.00 -13.22 30.02 34.83 8.46 32.53 213 292 AVERAGE	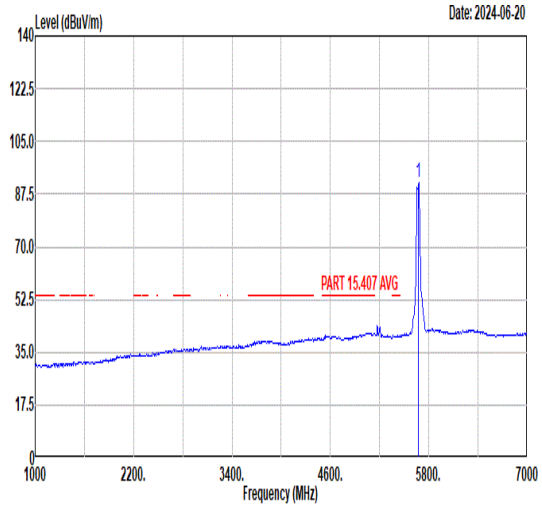 Freq Level Limit Line Margin Read Level Ant Factor Cable Loss Preamp Factor APos TPos Remark MHz dBuV/m dBuV/m dB dBuV dB/m dB dB cm deg 1 5670.00 91.35 ------ ------ 80.31 35.01 8.53 32.50 213 292 AVERAGE

Mode	27	
	Band Edge - R	
	U-NII-2C_5.47-5.725_802.11ac VHT40_CH134_5670MHz	
ANT	6	
Pol.	Horizontal	Fundamental
Peak	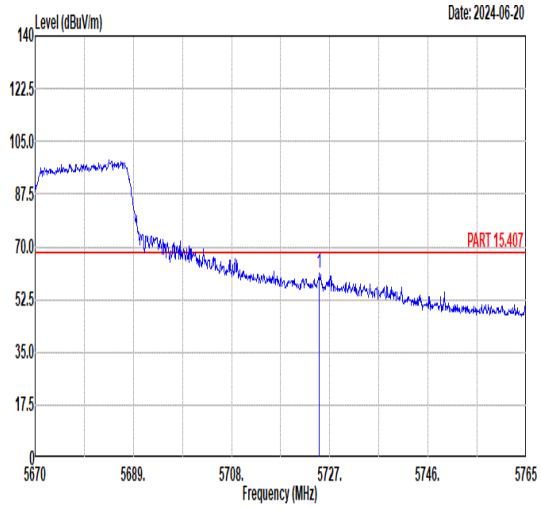 Freq Level Limit Line Margin Read Level Ant Factor Cable Loss Preamp Factor APos TPos Remark MHz dBuV/m dBuV/m dB dBuV dB/m dB dB cm deg 1 5725.01 61.12 68.30 -7.18 49.92 35.03 8.67 32.50 213 292 PEAK	Blank

Mode	27
	Band Edge - L
	U-NII-2C_5.47-5.725_802.11ac VHT40_CH134_5670MHz
ANT	6

Pol.	Vertical	Fundamental
Peak	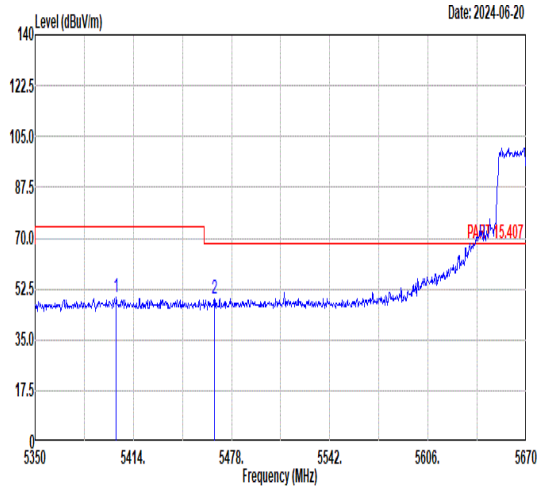 Freq Level Limit Line Margin Read Level Ant Factor Cable Loss Preamp Factor APos TPos Remark MHz dBuV/m dBuV/m dB dBuV dB/m dB dB cm deg 1 5402.80 49.44 74.00 -24.56 38.69 34.82 8.47 32.54 250 79 PEAK 2 5466.80 49.06 68.30 -19.24 38.30 34.87 8.40 32.51 250 79 PEAK	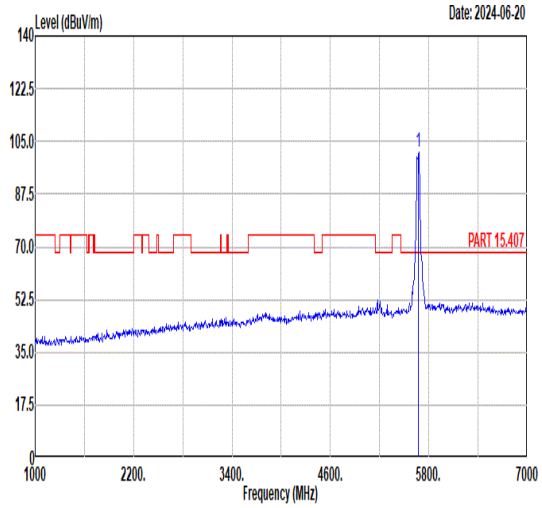 Freq Level Limit Line Margin Read Level Ant Factor Cable Loss Preamp Factor APos TPos Remark MHz dBuV/m dBuV/m dB dBuV dB/m dB dB cm deg 1 5670.00 101.36 ------ ------ 90.32 35.01 8.53 32.50 250 79 PEAK
Avg	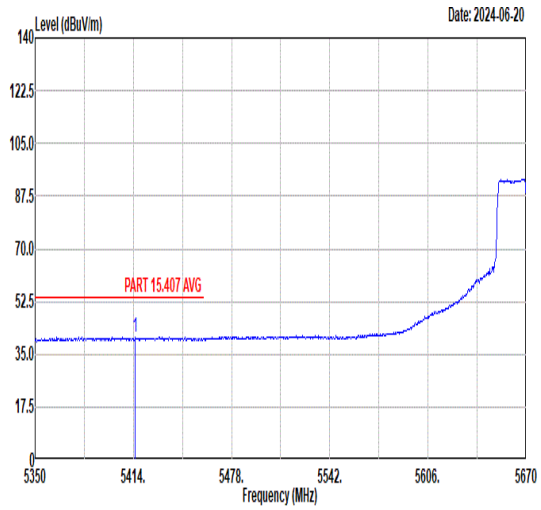 Freq Level Limit Line Margin Read Level Ant Factor Cable Loss Preamp Factor APos TPos Remark MHz dBuV/m dBuV/m dB dBuV dB/m dB dB cm deg 1 5415.28 40.80 54.00 -13.20 30.03 34.83 8.47 32.53 250 79 AVERAGE	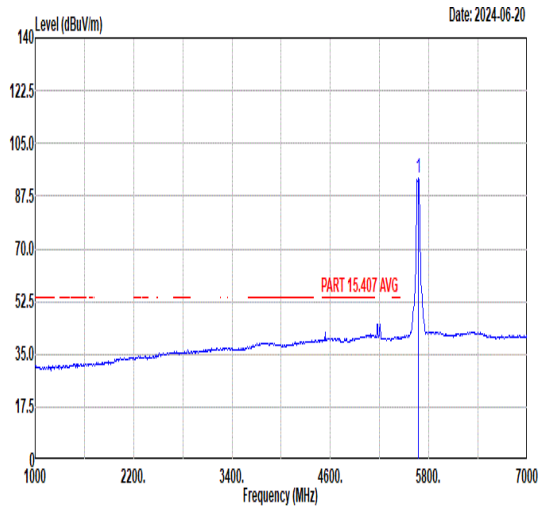 Freq Level Limit Line Margin Read Level Ant Factor Cable Loss Preamp Factor APos TPos Remark MHz dBuV/m dBuV/m dB dBuV dB/m dB dB cm deg 1 5670.00 93.43 ------ ------ 82.44 35.00 8.49 32.50 250 79 AVERAGE

Mode	27	
	Band Edge - R	
	U-NII-2C_5.47-5.725_802.11ac VHT40_CH134_5670MHz	
ANT	6	
Pol.	Vertical	Fundamental
Peak	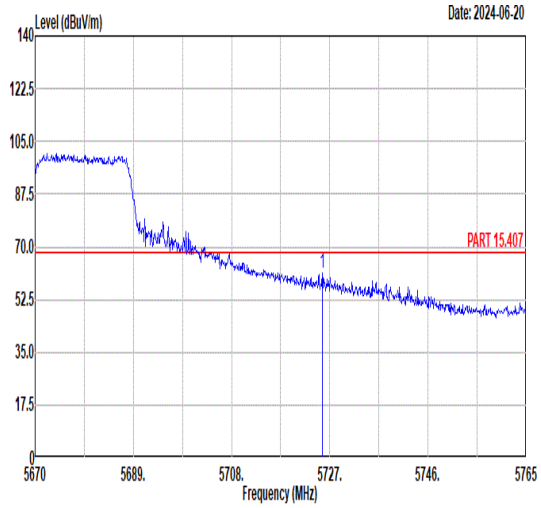 Freq Level Limit Line Margin Read Level Ant Factor Cable Loss Preamp Factor APos TPos Remark MHz dBuV/m dBuV/m dB dBuV dB/m dB dB cm deg 1 5725.58 61.18 68.30 -7.12 49.97 35.03 8.68 32.50 250 79 PEAK	Blank

Mode	27	
	Harmonic	
	U-NII-2C_5.47-5.725_802.11ac VHT40_CH134_5670MHz	
ANT	6	
Pol.	Horizontal	Vertical
Peak Avg	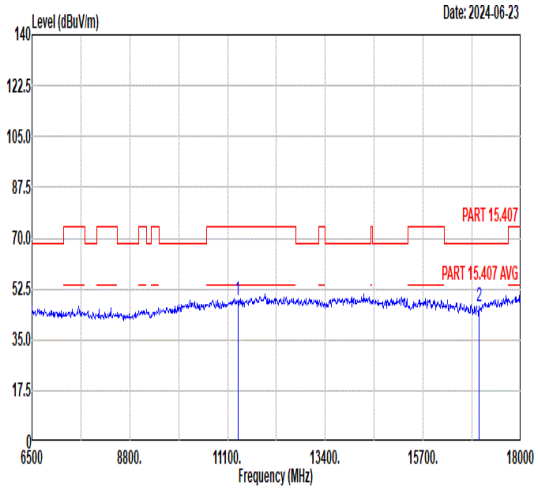 Freq Level Limit Line Margin Read Level Ant Factor Cable Loss Preamp Factor APos TPos Remark MHz dBuV/m dBuV/m dB dBuV dB/m dB dB cm deg 1 11340.00 48.47 74.00 -25.53 57.28 37.73 11.38 57.92 -- -- Peak 2 17010.00 46.36 68.30 -21.94 51.60 39.92 13.12 58.28 -- -- Peak	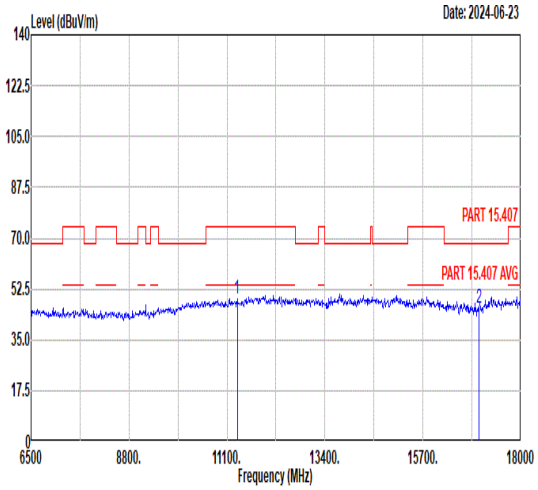 Freq Level Limit Line Margin Read Level Ant Factor Cable Loss Preamp Factor APos TPos Remark MHz dBuV/m dBuV/m dB dBuV dB/m dB dB cm deg 1 11340.00 49.11 74.00 -24.89 57.92 37.73 11.38 57.92 -- -- Peak 2 17010.00 46.04 68.30 -22.26 51.28 39.92 13.12 58.28 -- -- Peak

Mode	28	
	Band Edge - L	
	U-NII-2C_5.47-5.725_802.11ac VHT80_CH106_5530MHz	
ANT	6	
Pol.	Horizontal	Fundamental
Peak	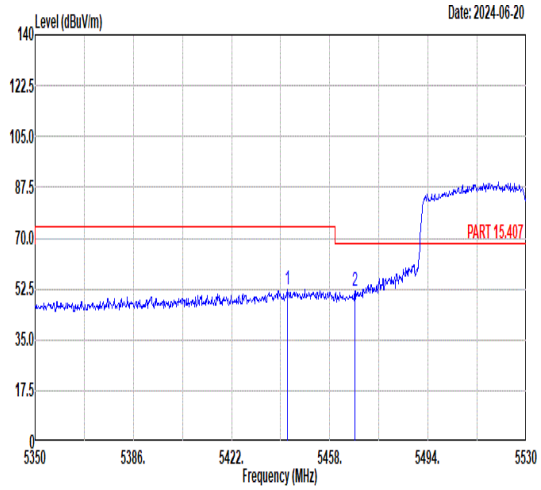 Freq Level Limit Line Margin Read Level Ant Factor Cable Loss Preamp Factor APos TPos Remark MHz dBuV/m dBuV/m dB dBuV dB/m dB dB cm deg 1 5442.52 52.43 74.00 -21.57 41.67 34.85 8.43 32.52 158 360 PEAK 2 5467.18 51.97 68.30 -16.33 41.21 34.87 8.40 32.51 158 360 PEAK	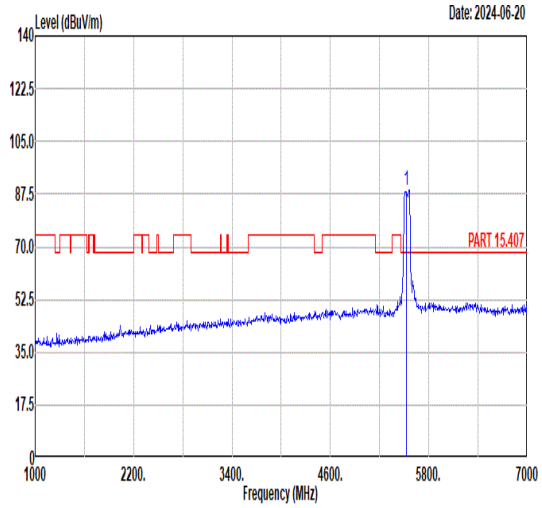 Freq Level Limit Line Margin Read Level Ant Factor Cable Loss Preamp Factor APos TPos Remark MHz dBuV/m dBuV/m dB dBuV dB/m dB dB cm deg 1 5530.00 88.82 ------ ------ 78.11 34.94 8.27 32.50 158 360 PEAK
Avg	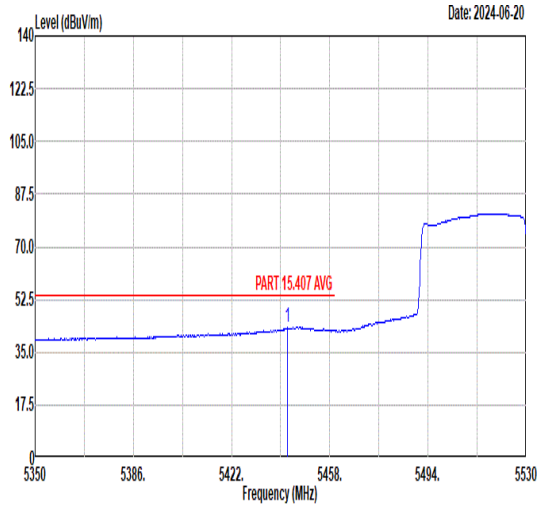 Freq Level Limit Line Margin Read Level Ant Factor Cable Loss Preamp Factor APos TPos Remark MHz dBuV/m dBuV/m dB dBuV dB/m dB dB cm deg 1 5442.34 43.37 54.00 -10.63 32.61 34.85 8.43 32.52 158 360 AVERAGE	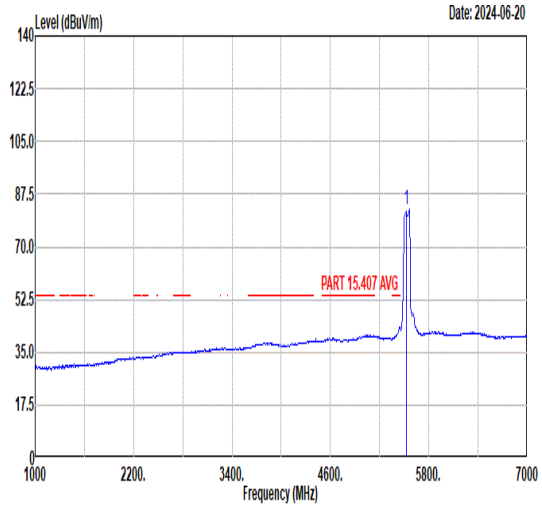 Freq Level Limit Line Margin Read Level Ant Factor Cable Loss Preamp Factor APos TPos Remark MHz dBuV/m dBuV/m dB dBuV dB/m dB dB cm deg 1 5530.00 82.45 ------ ------ 71.74 34.94 8.27 32.50 158 360 AVERAGE

Mode	28	
	Band Edge - R	
	U-NII-2C_5.47-5.725_802.11ac VHT80_CH106_5530MHz	
ANT	6	
Pol.	Horizontal	Fundamental
Peak	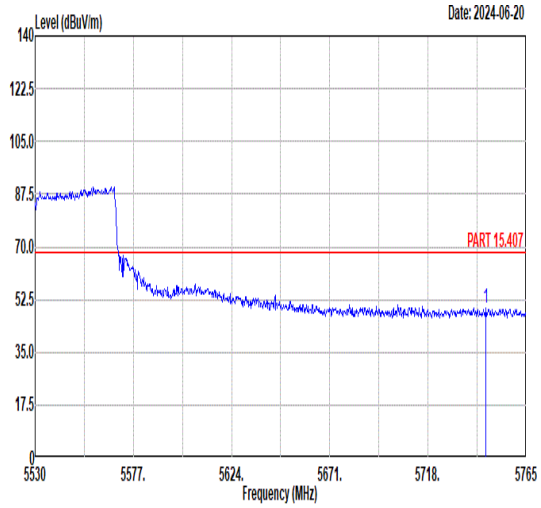 Freq Level Limit Line Margin Read Level Ant Factor Cable Loss Preamp Factor APos TPos Remark MHz dBuV/m dBuV/m dB dBuV dB/m dB dB cm deg 1 5745.50 49.69 68.30 -18.61 38.39 35.05 8.75 32.50 158 360 PEAK	Blank

Mode	28	
	Band Edge - L	
	U-NII-2C_5.47-5.725_802.11ac VHT80_CH106_5530MHz	
ANT	6	
Pol.	Vertical	Fundamental
Peak	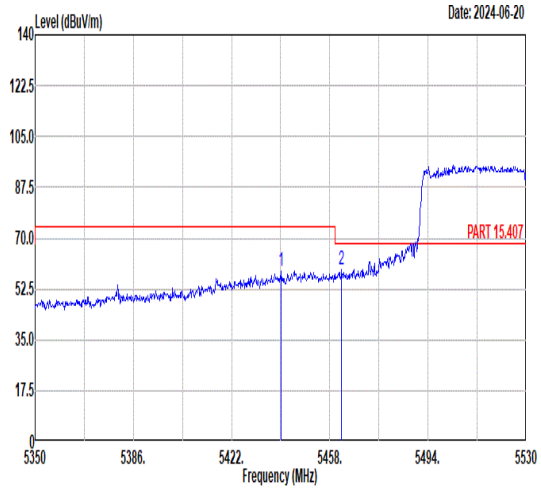 Freq Level Limit Line Margin Read Level Ant Factor Cable Loss Preamp Factor APos TPos Remark MHz dBuV/m dBuV/m dB dBuV dB/m dB dB cm deg 1 5440.18 58.69 74.00 -15.31 47.92 34.85 8.44 32.52 224 80 PEAK 2 5462.32 59.30 68.30 -9.00 48.53 34.87 8.41 32.51 224 80 PEAK	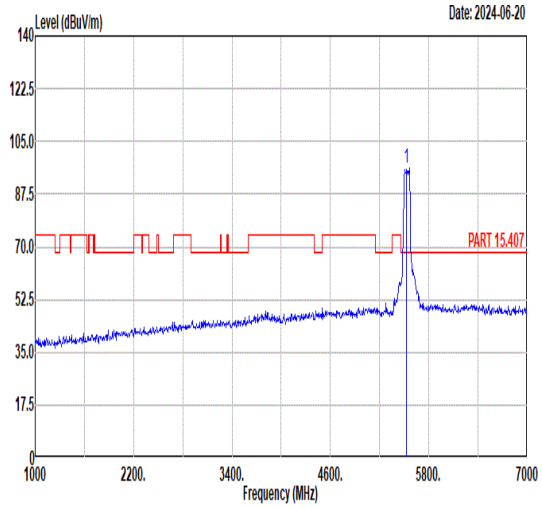 Freq Level Limit Line Margin Read Level Ant Factor Cable Loss Preamp Factor APos TPos Remark MHz dBuV/m dBuV/m dB dBuV dB/m dB dB cm deg 1 5530.00 96.05 ------ ------ 85.34 34.94 8.27 32.50 224 80 PEAK
Avg	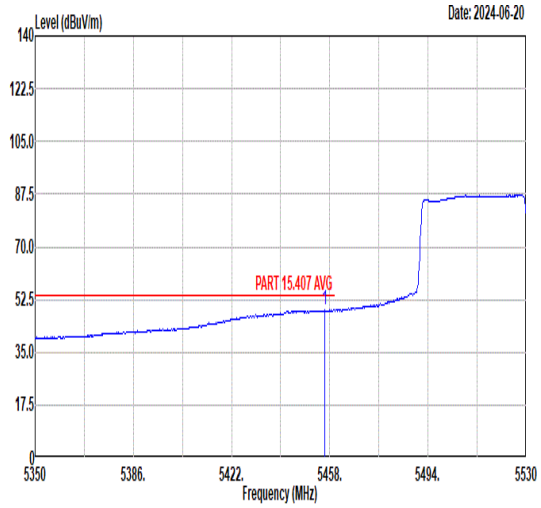 Freq Level Limit Line Margin Read Level Ant Factor Cable Loss Preamp Factor APos TPos Remark MHz dBuV/m dBuV/m dB dBuV dB/m dB dB cm deg 1 5456.02 49.11 54.00 -4.89 38.35 34.86 8.41 32.51 224 80 AVERAGE	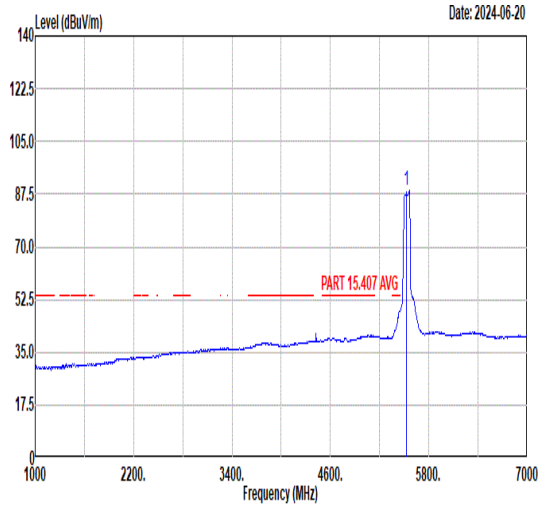 Freq Level Limit Line Margin Read Level Ant Factor Cable Loss Preamp Factor APos TPos Remark MHz dBuV/m dBuV/m dB dBuV dB/m dB dB cm deg 1 5530.00 88.96 ------ ------ 78.25 34.94 8.27 32.50 224 80 AVERAGE

Mode	28	
	Band Edge - R	
	U-NII-2C_5.47-5.725_802.11ac VHT80_CH106_5530MHz	
ANT	6	
Pol.	Vertical	Fundamental
Peak	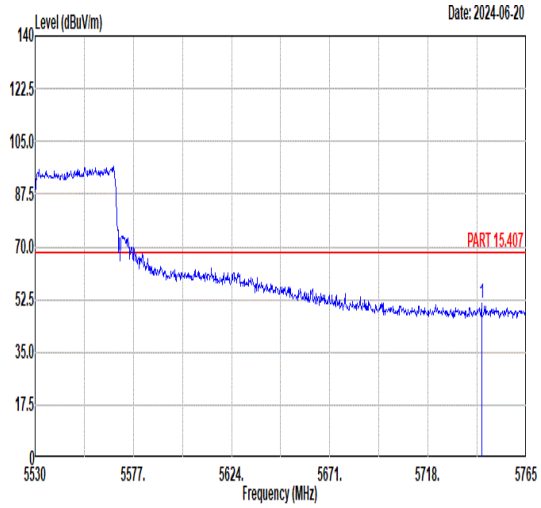 Freq Level Limit Line Margin Read Level Ant Factor Cable Loss Preamp Factor APos TPos Remark MHz dBuV/m dBuV/m dB dBuV dB/m dB dB cm deg 1 5743.62 51.17 68.30 -17.13 39.88 35.05 8.74 32.50 224 80 PEAK	Blank

Mode	28	
	Harmonic	
	U-NII-2C_5.47-5.725_802.11ac VHT80_CH106_5530MHz	
ANT	6	
Pol.	Horizontal	Vertical
Peak Avg	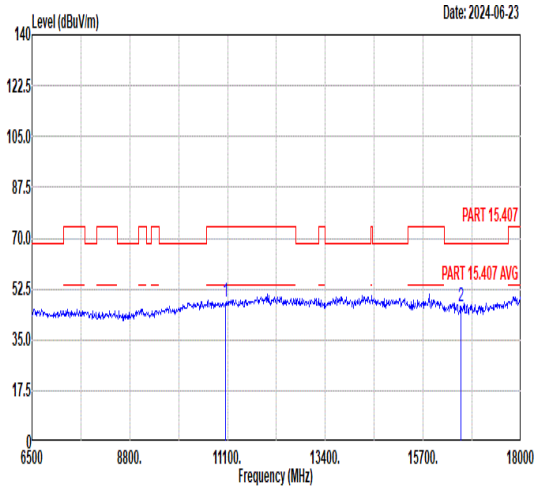 Freq Level Limit Line Margin Read Level Ant Factor Cable Loss Preamp Factor APos TPos Remark MHz dBuV/m dBuV/m dB dBuV dB/m dB dB cm deg 1 11060.00 47.89 74.00 -26.11 57.25 37.63 11.24 58.23 -- -- Peak 2 16590.00 46.28 68.30 -22.02 52.51 39.57 12.95 58.75 -- -- Peak	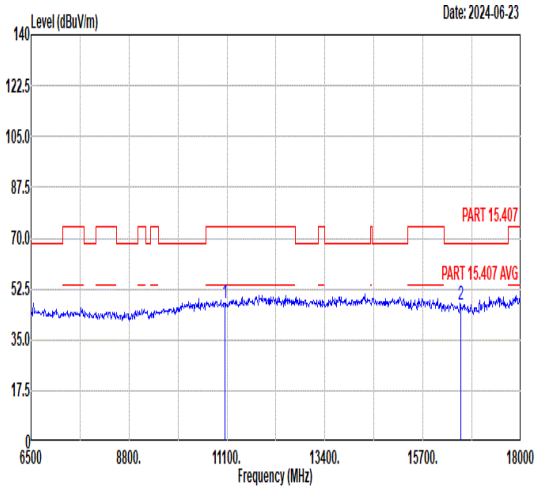 Freq Level Limit Line Margin Read Level Ant Factor Cable Loss Preamp Factor APos TPos Remark MHz dBuV/m dBuV/m dB dBuV dB/m dB dB cm deg 1 11060.00 47.48 74.00 -26.52 56.84 37.63 11.24 58.23 -- -- Peak 2 16590.00 47.15 68.30 -21.15 53.38 39.57 12.95 58.75 -- -- Peak

Mode	29	
	Band Edge - L	
	U-NII-2C_5.47-5.725_802.11ac VHT80_CH122_5610MHz	
ANT	6	
Pol.	Horizontal	Fundamental
Peak	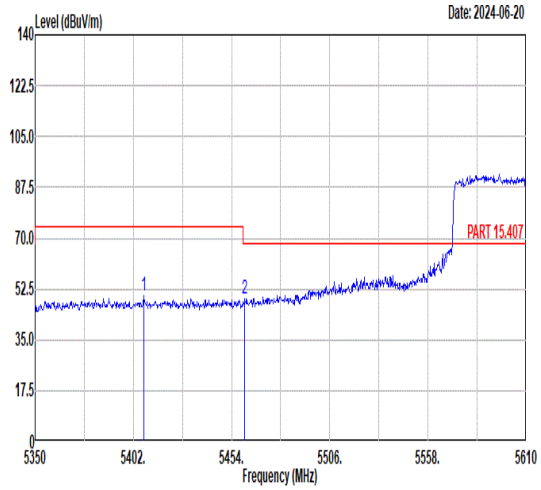 Freq Level Limit Line Margin Read Level Ant Factor Cable Loss Preamp Factor APos TPos Remark MHz dBuV/m dBuV/m dB dBuV dB/m dB dB cm deg 1 5407.46 50.03 74.00 -23.97 39.26 34.82 8.48 32.53 211 292 PEAK 2 5461.02 49.24 68.30 -19.06 38.47 34.87 8.41 32.51 211 292 PEAK	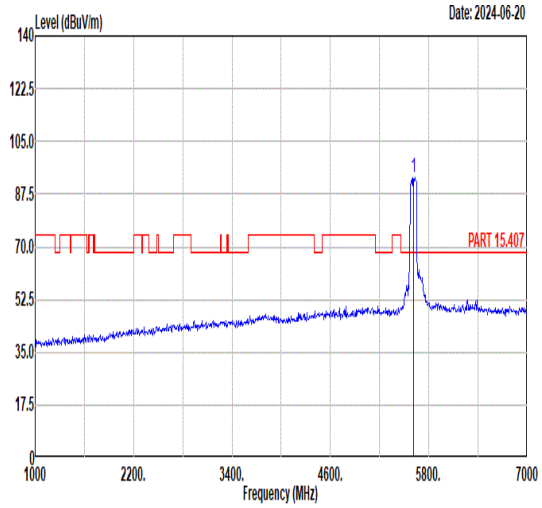 Freq Level Limit Line Margin Read Level Ant Factor Cable Loss Preamp Factor APos TPos Remark MHz dBuV/m dBuV/m dB dBuV dB/m dB dB cm deg 1 5610.00 92.81 ------ ------ 82.00 34.98 8.33 32.50 211 292 PEAK
Avg	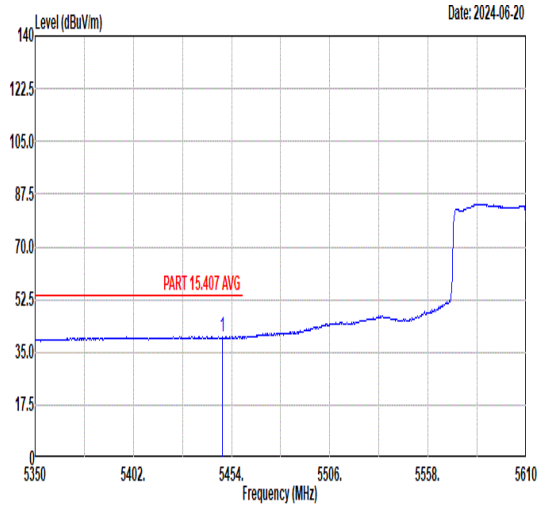 Freq Level Limit Line Margin Read Level Ant Factor Cable Loss Preamp Factor APos TPos Remark MHz dBuV/m dBuV/m dB dBuV dB/m dB dB cm deg 1 5449.06 40.11 54.00 -13.89 29.35 34.86 8.42 32.52 211 292 AVERAGE	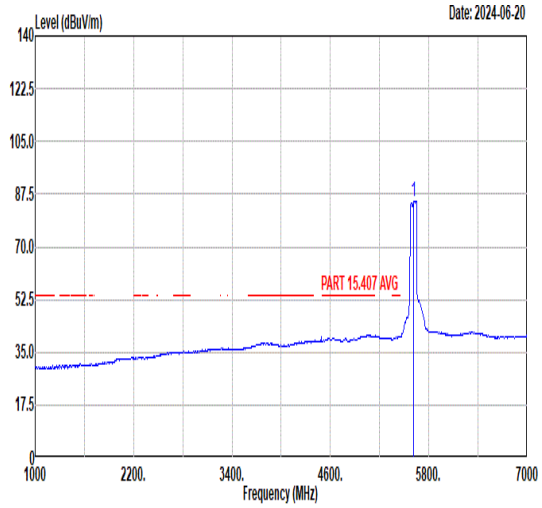 Freq Level Limit Line Margin Read Level Ant Factor Cable Loss Preamp Factor APos TPos Remark MHz dBuV/m dBuV/m dB dBuV dB/m dB dB cm deg 1 5610.00 85.01 ------ ------ 74.12 34.99 8.40 32.50 211 292 AVERAGE

Mode	29	
	Band Edge - R	
	U-NII-2C_5.47-5.725_802.11ac VHT80_CH122_5610MHz	
ANT	6	
Pol.	Horizontal	Fundamental
Peak	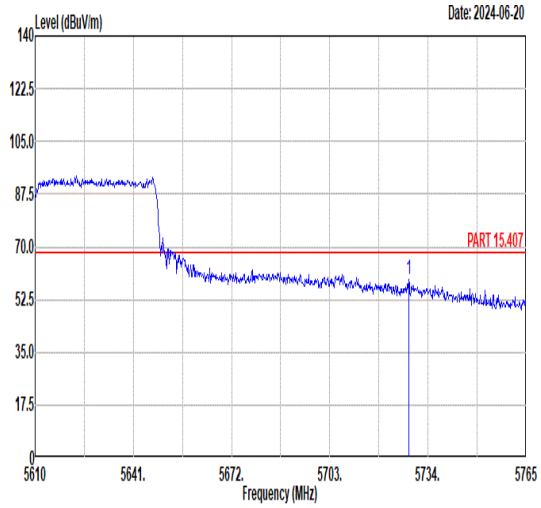 Freq Level Limit Line Margin Read Level Ant Factor Cable Loss Preamp Factor APos TPos Remark MHz dBuV/m dBuV/m dB dBuV dB/m dB dB cm deg 1 5727.96 59.15 68.30 -9.15 47.92 35.04 8.69 32.50 211 292 PEAK	Blank

Mode	29	
	Band Edge - L	
	U-NII-2C_5.47-5.725_802.11ac VHT80_CH122_5610MHz	
ANT	6	
Pol.	Vertical	Fundamental
Peak	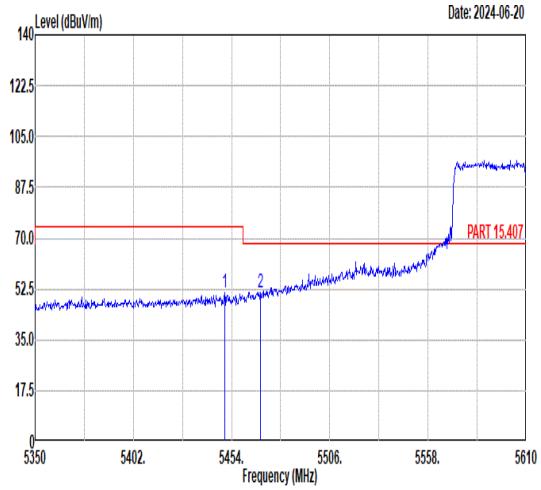 Freq Level Limit Line Margin Read Level Ant Factor Cable Loss Preamp Factor APos TPos Remark MHz dBuV/m dBuV/m dB dBuV dB/m dB dB cm deg 1 5450.36 51.49 74.00 -22.51 40.73 34.86 8.42 32.52 285 79 PEAK 2 5469.34 51.48 68.30 -16.82 40.72 34.87 8.40 32.51 285 79 PEAK	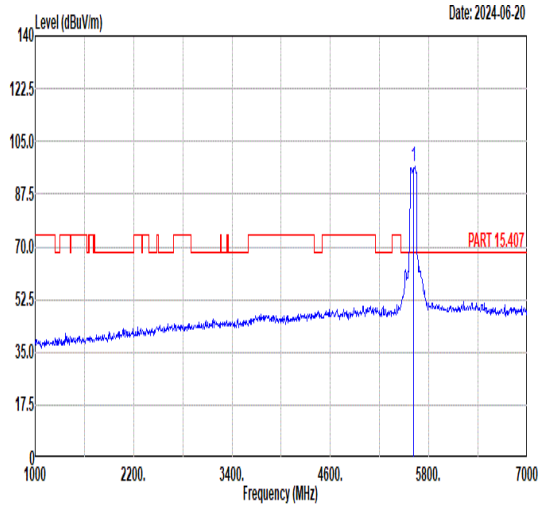 Freq Level Limit Line Margin Read Level Ant Factor Cable Loss Preamp Factor APos TPos Remark MHz dBuV/m dBuV/m dB dBuV dB/m dB dB cm deg 1 5610.00 96.60 ------ ------ 85.79 34.98 8.33 32.50 285 79 PEAK
Avg	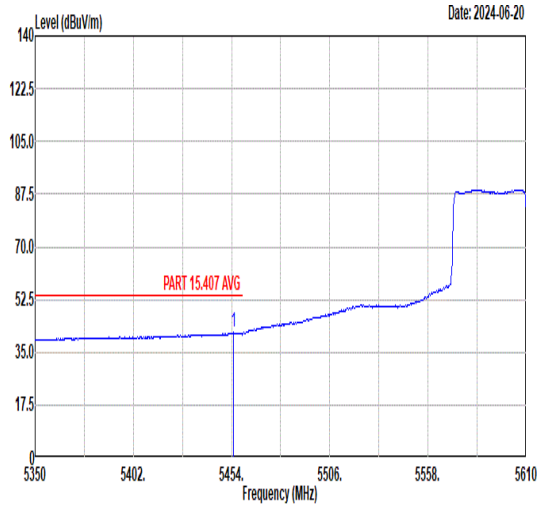 Freq Level Limit Line Margin Read Level Ant Factor Cable Loss Preamp Factor APos TPos Remark MHz dBuV/m dBuV/m dB dBuV dB/m dB dB cm deg 1 5455.04 41.60 54.00 -12.40 30.83 34.86 8.42 32.51 285 79 AVERAGE	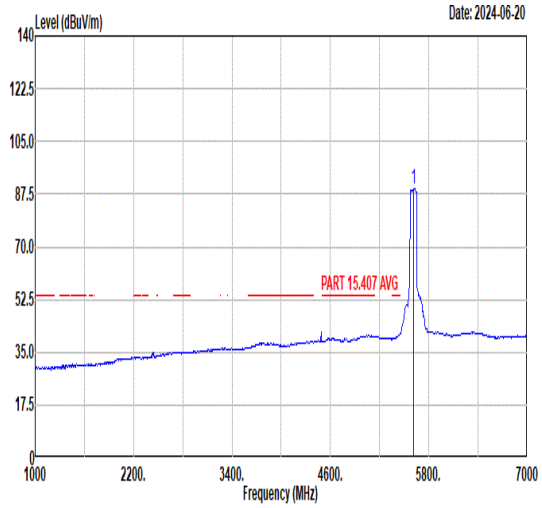 Freq Level Limit Line Margin Read Level Ant Factor Cable Loss Preamp Factor APos TPos Remark MHz dBuV/m dBuV/m dB dBuV dB/m dB dB cm deg 1 5610.00 89.20 ------ ------ 78.44 34.97 8.29 32.50 285 79 AVERAGE

Mode	29	
	Band Edge - R	
	U-NII-2C_5.47-5.725_802.11ac VHT80_CH122_5610MHz	
ANT	6	
Pol.	Vertical	Fundamental
Peak	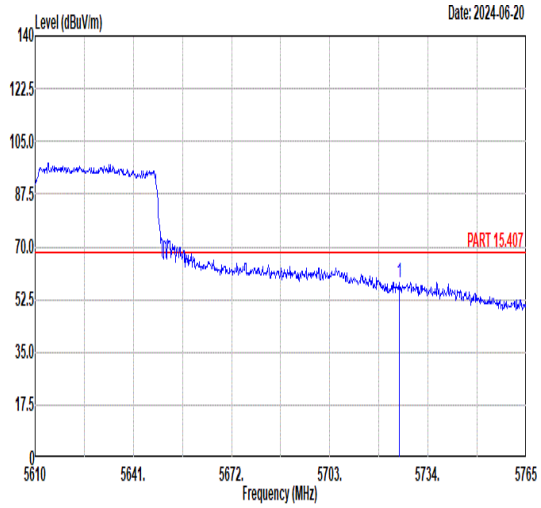 Freq Level Limit Line Margin Read Level Ant Factor Cable Loss Preamp Factor APos TPos Remark MHz dBuV/m dBuV/m dB dBuV dB/m dB dB cm deg 1 5725.01 57.89 68.30 -10.41 46.69 35.03 8.67 32.50 285 79 PEAK	Blank

Mode	29	
	Harmonic	
	U-NII-2C_5.47-5.725_802.11ac VHT80_CH122_5610MHz	
ANT	6	
Pol.	Horizontal	Vertical
Peak Avg	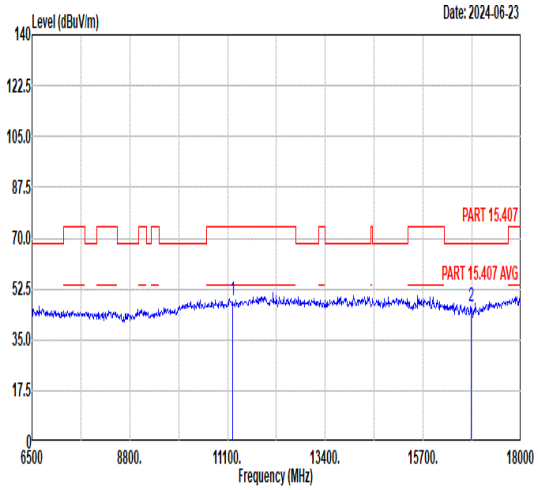 Freq Level Limit Line Margin Read Level Ant Factor Cable Loss Preamp Factor APos TPos Remark MHz dBuV/m dBuV/m dB dBuV dB/m dB dB cm deg 1 11220.00 48.34 74.00 -25.66 57.38 37.69 11.32 58.05 -- -- Peak 2 16830.00 46.37 68.30 -21.93 52.04 39.76 13.05 58.48 -- -- Peak	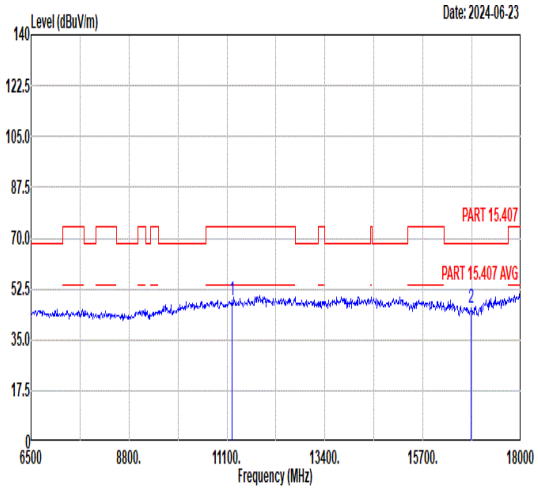 Freq Level Limit Line Margin Read Level Ant Factor Cable Loss Preamp Factor APos TPos Remark MHz dBuV/m dBuV/m dB dBuV dB/m dB dB cm deg 1 11220.00 48.65 74.00 -25.35 57.69 37.69 11.32 58.05 -- -- Peak 2 16830.00 46.05 68.30 -22.25 51.72 39.76 13.05 58.48 -- -- Peak

Mode	30	
	Band Edge	
	U-NII-2C_5.47-5.725_802.11a_CH144_5720MHz	
ANT	6	
Pol.	Horizontal	Fundamental
Peak	Blank	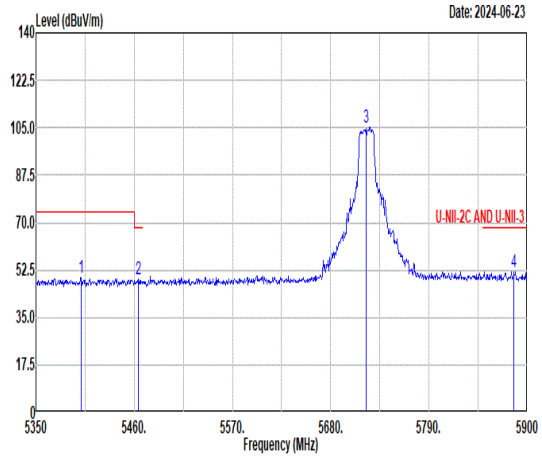 Freq Level Limit Line Margin Read Level Ant Factor Cable Loss Preamp Factor APos TPos Remark MHz dBuV/m dBuV/m dB dBuV dB/m dB dB cm deg 1 5400.60 49.57 74.00 -24.43 38.83 34.82 8.46 32.54 216 292 Peak 2 5464.40 49.16 68.30 -19.14 38.40 34.87 8.40 32.51 216 292 Peak 3 5720.00 105.01 ------ ------ 93.82 35.03 8.66 32.50 216 292 Peak 4 5885.15 51.70 68.30 -16.60 40.23 35.13 8.84 32.50 216 292 Peak
Avg	Blank	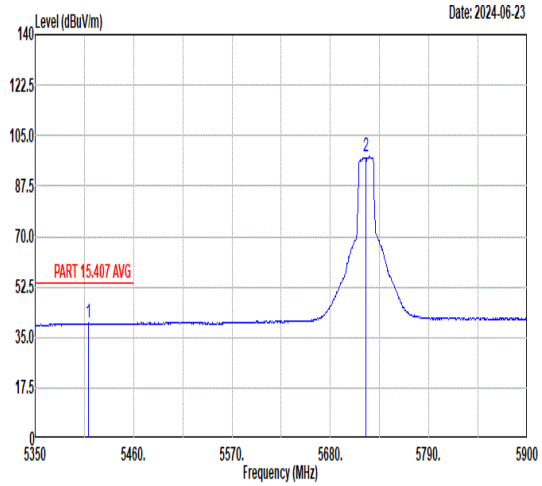 Freq Level Limit Line Margin Read Level Ant Factor Cable Loss Preamp Factor APos TPos Remark MHz dBuV/m dBuV/m dB dBuV dB/m dB dB cm deg 1 5409.40 39.93 54.00 -14.07 29.15 34.83 8.48 32.53 216 292 Average 2 5720.00 97.54 ------ ------ 86.35 35.03 8.66 32.50 216 292 Average

Mode	30	
	Band Edge	
	U-NII-2C_5.47-5.725_802.11a_CH144_5720MHz	
ANT	6	
Pol.	Vertical	Fundamental
Peak	Blank	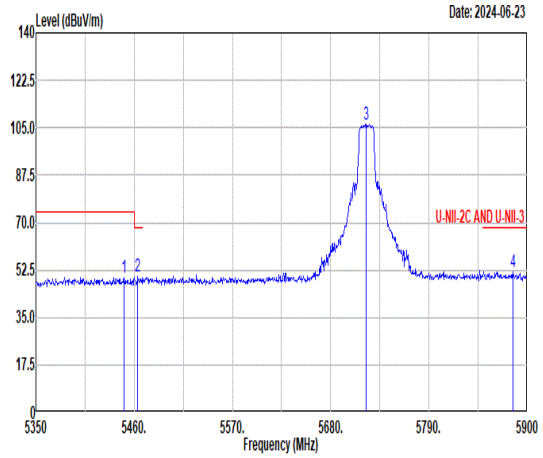 Freq Level Limit Line Margin Read Level Ant Factor Cable Loss Preamp Factor APos TPos Remark MHz dBuV/m dBuV/m dB dBuV dB/m dB dB cm deg 1 5449.00 49.85 74.00 -24.15 39.09 34.86 8.42 32.52 288 83 Peak 2 5463.85 50.13 68.30 -18.17 39.37 34.87 8.40 32.51 288 83 Peak 3 5720.00 106.44 ------ ------ 95.25 35.03 8.66 32.50 288 83 Peak 4 5884.05 51.79 68.30 -16.51 40.32 35.13 8.84 32.50 288 83 Peak
Avg	Blank	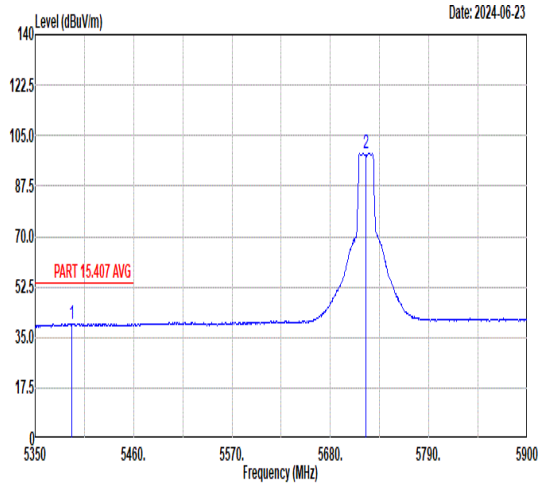 Freq Level Limit Line Margin Read Level Ant Factor Cable Loss Preamp Factor APos TPos Remark MHz dBuV/m dBuV/m dB dBuV dB/m dB dB cm deg 1 5390.70 39.83 54.00 -14.17 29.12 34.81 8.44 32.54 288 83 Average 2 5720.00 98.74 ------ ------ 87.55 35.03 8.66 32.50 288 83 Average

Mode	30	
	Harmonic	
	U-NII-2C_5.47-5.725_802.11a_CH144_5720MHz	
ANT	6	
Pol.	Horizontal	Vertical
Peak Avg	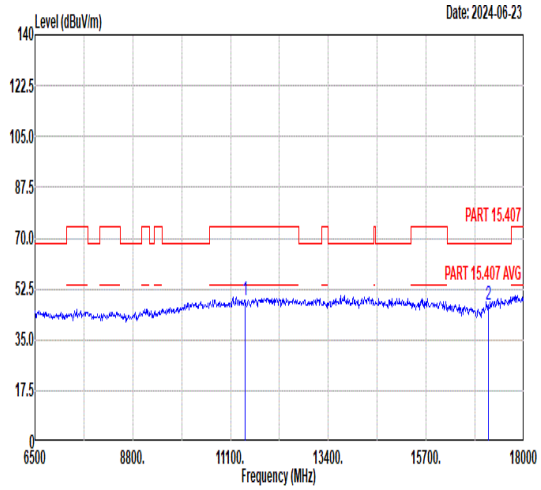 Freq Level Limit Line Margin Read Level Ant Factor Cable Loss Preamp Factor APos TPos Remark MHz dBuV/m dBuV/m dB dBuV dB/m dB dB cm deg 1 11440.00 48.58 74.00 -25.42 57.20 37.77 11.42 57.81 -- -- Peak 2 17160.00 46.86 68.30 -21.44 51.61 40.16 13.16 58.07 -- -- Peak	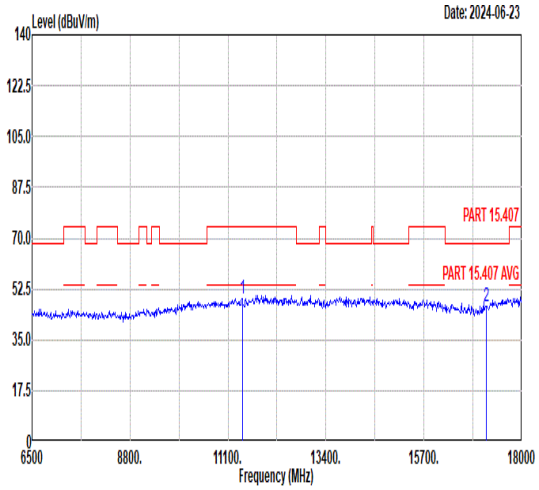 Freq Level Limit Line Margin Read Level Ant Factor Cable Loss Preamp Factor APos TPos Remark MHz dBuV/m dBuV/m dB dBuV dB/m dB dB cm deg 1 11440.00 49.02 74.00 -24.98 57.64 37.77 11.42 57.81 -- -- Peak 2 17160.00 46.70 68.30 -21.60 51.45 40.16 13.16 58.07 -- -- Peak

Mode	31	
	Band Edge	
	U-NII-2C_5.47-5.725_802.11ac VHT20_CH144_5720MHz	
ANT	6	
Pol.	Horizontal	Fundamental
Peak	Blank	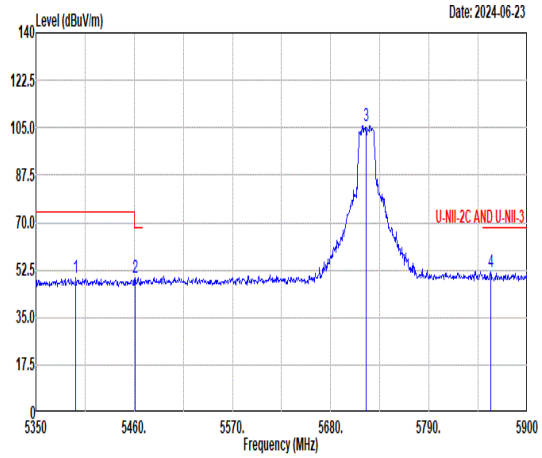 Freq Level Limit Line Margin Read Level Ant Factor Cable Loss Preamp Factor APos TPos Remark MHz dBuV/m dBuV/m dB dBuV dB/m dB dB cm deg 1 5394.55 49.72 74.00 -24.28 39.00 34.81 8.45 32.54 215 293 Peak 2 5461.10 49.51 68.30 -18.79 38.74 34.87 8.41 32.51 215 293 Peak 3 5720.00 105.82 ------ ------ 94.63 35.03 8.66 32.50 215 293 Peak 4 5858.75 51.73 68.30 -16.57 40.24 35.12 8.87 32.50 215 293 Peak
Avg	Blank	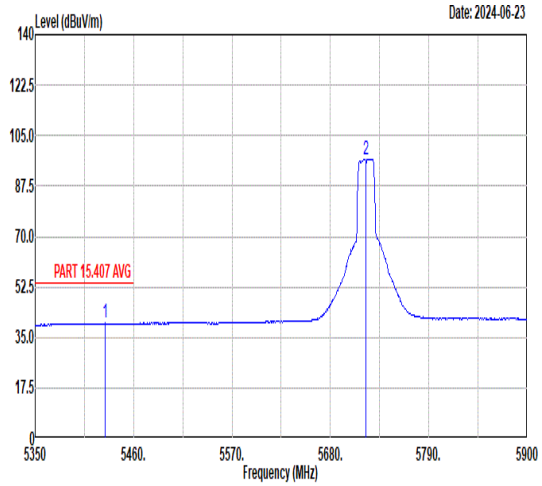 Freq Level Limit Line Margin Read Level Ant Factor Cable Loss Preamp Factor APos TPos Remark MHz dBuV/m dBuV/m dB dBuV dB/m dB dB cm deg 1 5428.10 39.91 54.00 -14.09 29.14 34.84 8.45 32.52 215 293 Average 2 5720.00 96.91 ------ ------ 85.72 35.03 8.66 32.50 215 293 Average

Mode	31	
	Band Edge	
	U-NII-2C_5.47-5.725_802.11ac VHT20_CH144_5720MHz	
ANT	6	
Pol.	Vertical	Fundamental
Peak	Blank	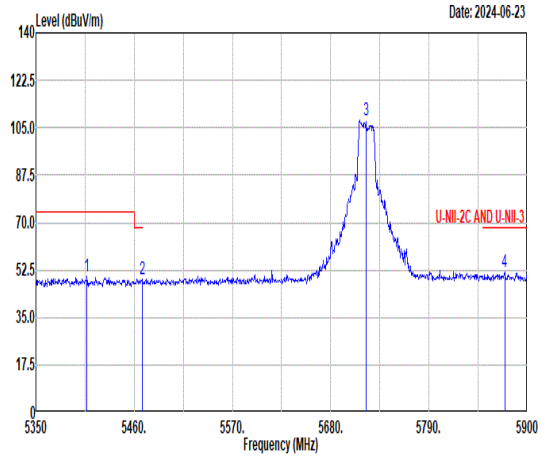 Freq Level Limit Line Margin Read Level Ant Factor Cable Loss Preamp Factor APos TPos Remark MHz dBuV/m dBuV/m dB dBuV dB/m dB dB cm deg 1 5407.20 50.03 74.00 -23.97 39.26 34.82 8.48 32.53 286 86 Peak 2 5468.80 49.30 68.30 -19.00 38.54 34.87 8.40 32.51 286 86 Peak 3 5720.00 107.56 ------ ------ 96.37 35.03 8.66 32.50 286 86 Peak 4 5874.70 51.72 68.30 -16.58 40.25 35.12 8.85 32.50 286 86 Peak
Avg	Blank	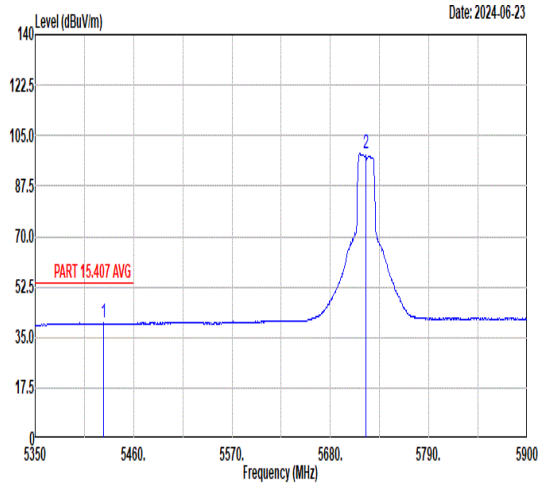 Freq Level Limit Line Margin Read Level Ant Factor Cable Loss Preamp Factor APos TPos Remark MHz dBuV/m dBuV/m dB dBuV dB/m dB dB cm deg 1 5426.45 39.97 54.00 -14.03 29.21 34.84 8.45 32.53 286 86 Average 2 5720.00 98.73 ------ ------ 87.54 35.03 8.66 32.50 286 86 Average

Mode	31	
	Harmonic	
	U-NII-2C_5.47-5.725_802.11ac VHT20_CH144_5720MHz	
ANT	6	
Pol.	Horizontal	Vertical
Peak Avg	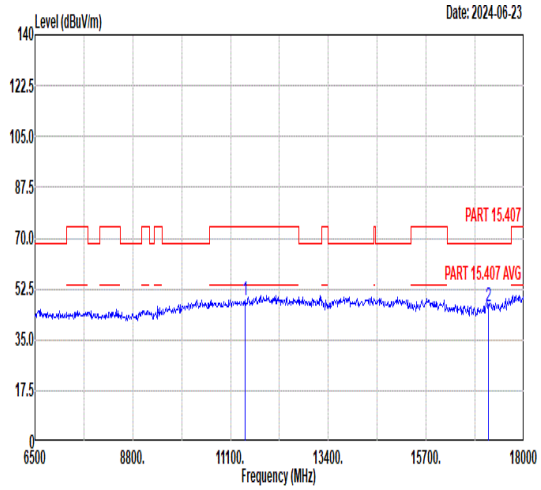 Freq Level Limit Line Margin Read Level Ant Factor Cable Loss Preamp Factor APos TPos Remark MHz dBuV/m dBuV/m dB dBuV dB/m dB dB cm deg 1 11440.00 48.45 74.00 -25.55 57.07 37.77 11.42 57.81 -- -- Peak 2 17160.00 46.41 68.30 -21.89 51.16 40.16 13.16 58.07 -- -- Peak	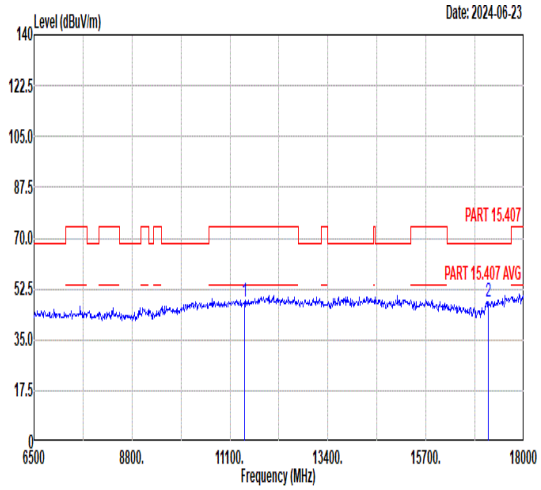 Freq Level Limit Line Margin Read Level Ant Factor Cable Loss Preamp Factor APos TPos Remark MHz dBuV/m dBuV/m dB dBuV dB/m dB dB cm deg 1 11440.00 48.08 74.00 -25.92 56.70 37.77 11.42 57.81 -- -- Peak 2 17160.00 48.15 68.30 -20.15 52.90 40.16 13.16 58.07 -- -- Peak

Mode	32	
	Band Edge	
	U-NII-2C_5.47-5.725_802.11ac VHT40_CH142_5710MHz	
ANT	6	
Pol.	Horizontal	Fundamental
Peak	Blank	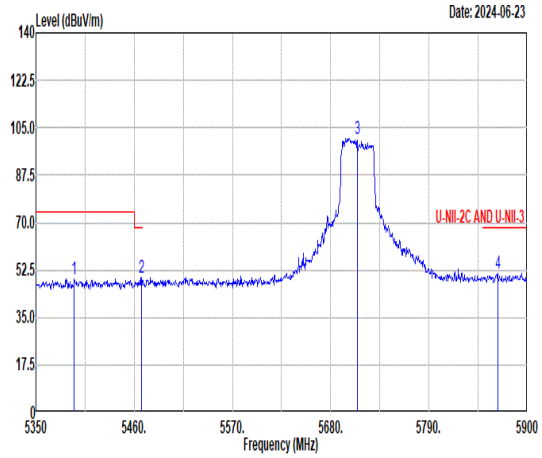 Freq Level Limit Line Margin Read Level Ant Factor Cable Loss Preamp Factor APos TPos Remark MHz dBuV/m dBuV/m dB dBuV dB/m dB dB cm deg 1 5392.90 49.30 74.00 -24.70 38.59 34.81 8.44 32.54 228 292 Peak 2 5468.25 49.51 68.30 -18.79 38.75 34.87 8.40 32.51 228 292 Peak 3 5710.00 100.99 ------ ------ 89.85 35.02 8.62 32.50 228 292 Peak 4 5867.00 51.39 68.30 -16.91 39.91 35.12 8.86 32.50 228 292 Peak
Avg	Blank	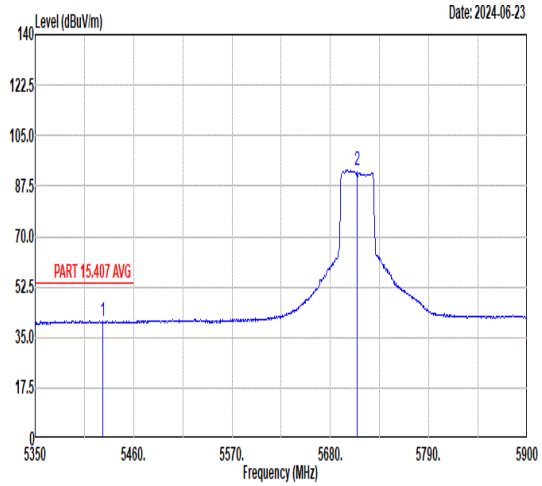 Freq Level Limit Line Margin Read Level Ant Factor Cable Loss Preamp Factor APos TPos Remark MHz dBuV/m dBuV/m dB dBuV dB/m dB dB cm deg 1 5425.90 40.77 54.00 -13.23 30.01 34.84 8.45 32.53 228 292 Average 2 5710.00 92.90 ------ ------ 81.76 35.02 8.62 32.50 228 292 Average

Mode	32	
	Band Edge	
	U-NII-2C_5.47-5.725_802.11ac VHT40_CH142_5710MHz	
ANT	6	
Pol.	Vertical	Fundamental
Peak	Blank	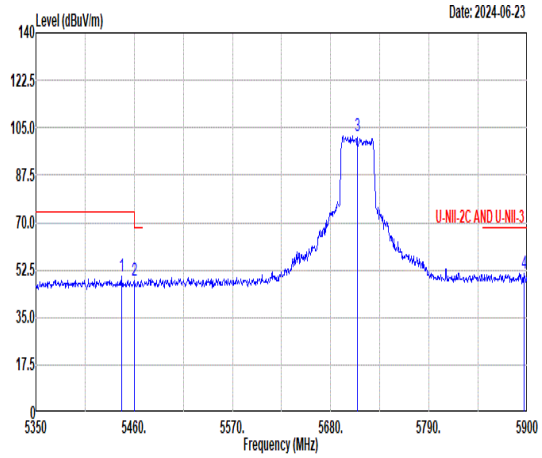 Freq Level Limit Line Margin Read Level Ant Factor Cable Loss Preamp Factor APos TPos Remark MHz dBuV/m dBuV/m dB dBuV dB/m dB dB cm deg 1 5445.70 50.04 74.00 -23.96 39.28 34.85 8.43 32.52 261 93 Peak 2 5460.00 48.56 68.30 -19.74 37.80 34.86 8.41 32.51 261 93 Peak 3 5710.00 102.11 ------ ------ 90.97 35.02 8.62 32.50 261 93 Peak 4 5896.15 51.25 68.30 -17.05 39.79 35.14 8.82 32.50 261 93 Peak
Avg	Blank	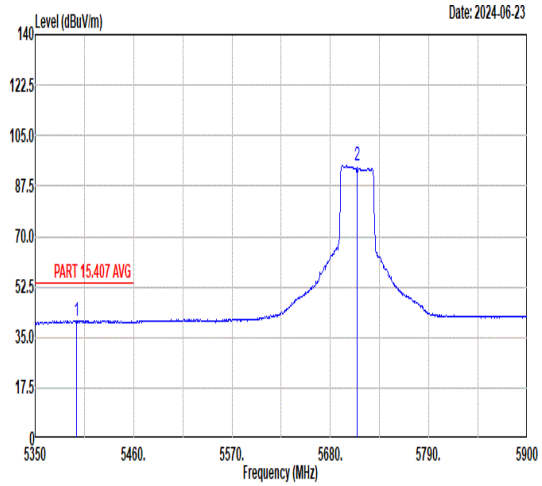 Freq Level Limit Line Margin Read Level Ant Factor Cable Loss Preamp Factor APos TPos Remark MHz dBuV/m dBuV/m dB dBuV dB/m dB dB cm deg 1 5396.20 40.71 54.00 -13.29 29.99 34.81 8.45 32.54 261 93 Average 2 5710.00 94.63 ------ ------ 83.49 35.02 8.62 32.50 261 93 Average

Mode	32	
	Harmonic	
	U-NII-2C_5.47-5.725_802.11ac VHT40_CH142_5710MHz	
ANT	6	
Pol.	Horizontal	Vertical
Peak Avg	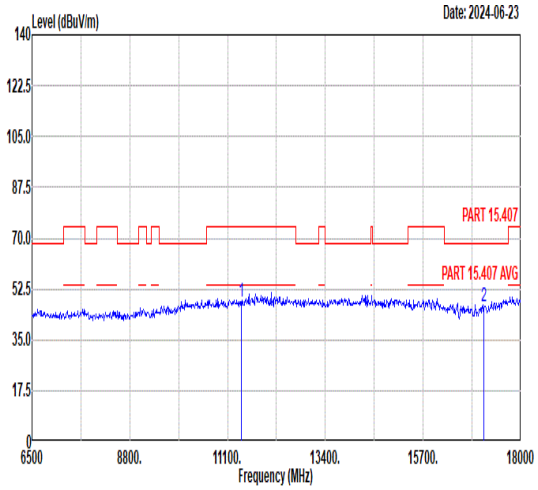 Freq Level Limit Line Margin Read Level Ant Factor Cable Loss Preamp Factor APos TPos Remark MHz dBuV/m dBuV/m dB dBuV dB/m dB dB cm deg 1 11420.00 48.04 74.00 -25.96 56.69 37.77 11.41 57.83 157 285 Peak 2 17130.00 46.73 68.30 -21.57 51.58 40.11 13.15 58.11 165 246 Peak	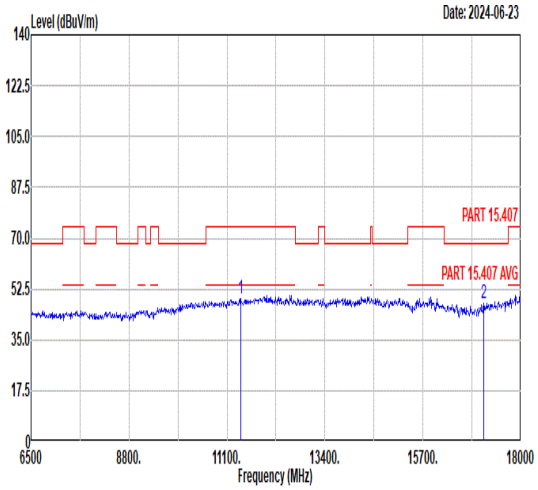 Freq Level Limit Line Margin Read Level Ant Factor Cable Loss Preamp Factor APos TPos Remark MHz dBuV/m dBuV/m dB dBuV dB/m dB dB cm deg 1 11420.00 48.98 74.00 -25.02 57.63 37.77 11.41 57.83 122 291 Peak 2 17130.00 47.33 68.30 -20.97 52.18 40.11 13.15 58.11 153 102 Peak

Mode	33	
	Band Edge	
	U-NII-2C_5.47-5.725_802.11ac VHT80_CH138_5690MHz	
ANT	6	
Pol.	Horizontal	Fundamental
Peak	Blank	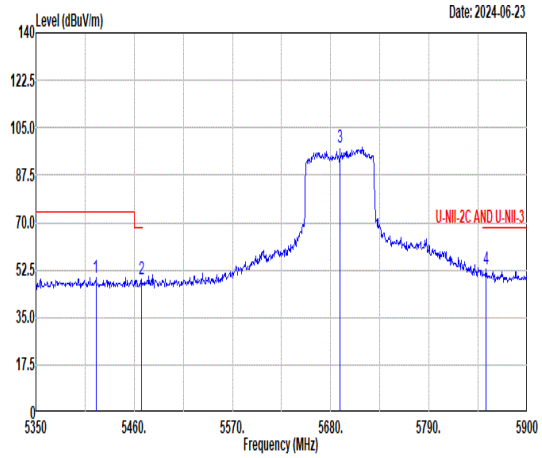 Freq Level Limit Line Margin Read Level Ant Factor Cable Loss Preamp Factor APos TPos Remark MHz dBuV/m dBuV/m dB dBuV dB/m dB dB cm deg 1 5417.10 49.80 74.00 -24.20 39.03 34.83 8.47 32.53 224 293 Peak 2 5468.25 49.36 68.30 -18.94 38.60 34.87 8.40 32.51 224 293 Peak 3 5690.00 97.56 ------ ------ 86.51 35.01 8.54 32.50 224 293 Peak 4 5853.80 52.61 68.30 -15.69 41.13 35.11 8.87 32.50 224 293 Peak
Avg	Blank	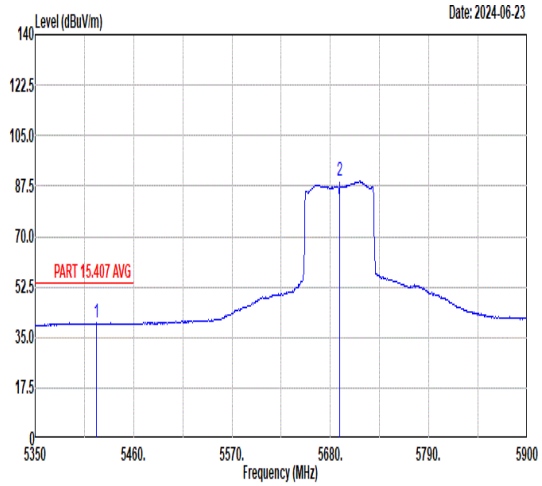 Freq Level Limit Line Margin Read Level Ant Factor Cable Loss Preamp Factor APos TPos Remark MHz dBuV/m dBuV/m dB dBuV dB/m dB dB cm deg 1 5418.75 40.03 54.00 -13.97 29.27 34.83 8.46 32.53 224 293 Average 2 5690.00 89.04 ------ ------ 77.99 35.01 8.54 32.50 224 293 Average

Mode	33	
	Band Edge	
	U-NII-2C_5.47-5.725_802.11ac VHT80_CH138_5690MHz	
ANT	6	
Pol.	Vertical	Fundamental
Peak	Blank	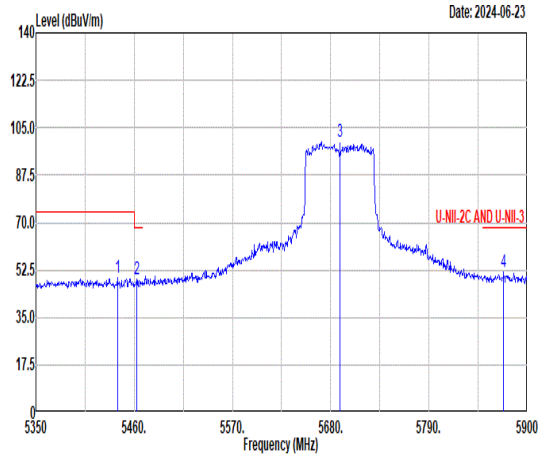 Freq Level Limit Line Margin Read Level Ant Factor Cable Loss Preamp Factor APos TPos Remark MHz dBuV/m dBuV/m dB dBuV dB/m dB dB cm deg 1 5441.30 49.76 74.00 -24.24 39.00 34.85 8.43 32.52 233 85 Peak 2 5462.75 48.91 68.30 -19.39 38.14 34.87 8.41 32.51 233 85 Peak 3 5690.00 99.72 ------ ------ 88.67 35.01 8.54 32.50 233 85 Peak 4 5873.60 51.76 68.30 -16.54 40.29 35.12 8.85 32.50 233 85 Peak
Avg	Blank	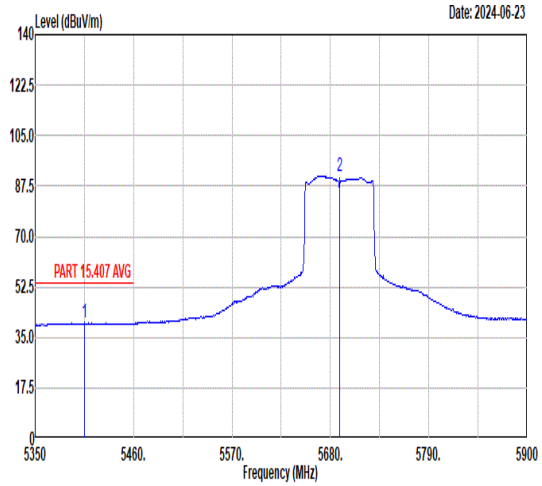 Freq Level Limit Line Margin Read Level Ant Factor Cable Loss Preamp Factor APos TPos Remark MHz dBuV/m dBuV/m dB dBuV dB/m dB dB cm deg 1 5405.00 40.21 54.00 -13.79 29.45 34.82 8.47 32.53 233 85 Average 2 5690.00 91.01 ------ ------ 79.96 35.01 8.54 32.50 233 85 Average

Mode	33	
	Harmonic	
	U-NII-2C_5.47-5.725_802.11ac VHT80_CH138_5690MHz	
ANT	6	
Pol.	Horizontal	Vertical
Peak Avg	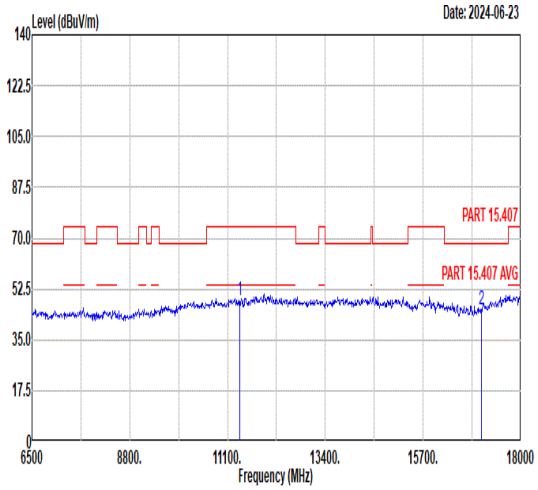 Freq Level Limit Line Margin Read Level Ant Factor Cable Loss Preamp Factor APos TPos Remark MHz dBuV/m dBuV/m dB dBuV dB/m dB dB cm deg 1 11380.00 48.38 74.00 -25.62 57.11 37.75 11.40 57.88 157 285 Peak 2 17070.00 45.43 68.30 -22.87 50.48 40.01 13.14 58.20 165 246 Peak	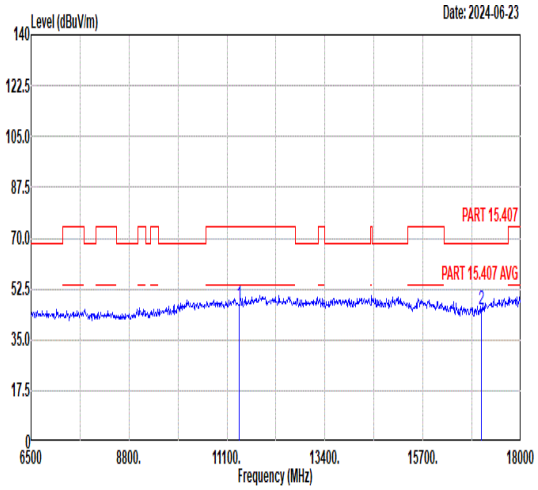 Freq Level Limit Line Margin Read Level Ant Factor Cable Loss Preamp Factor APos TPos Remark MHz dBuV/m dBuV/m dB dBuV dB/m dB dB cm deg 1 11380.00 47.19 74.00 -26.81 55.92 37.75 11.40 57.88 122 291 Peak 2 17070.00 45.48 68.30 -22.82 50.53 40.01 13.14 58.20 153 102 Peak

Mode	34	
	LF	
	U-NII-2C_5.47-5.725_802.11ac VHT40_CH102_5510MHz	
ANT	6	
Pol.	Horizontal	Vertical
QP/Peak	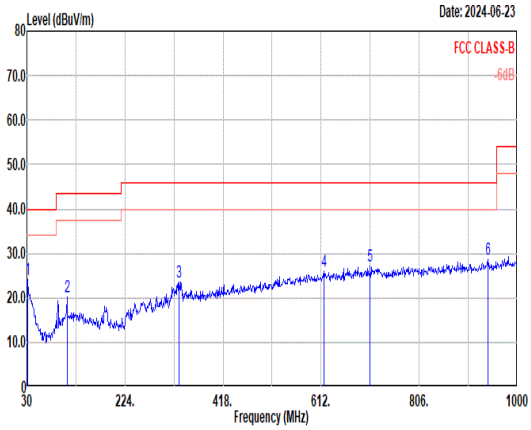	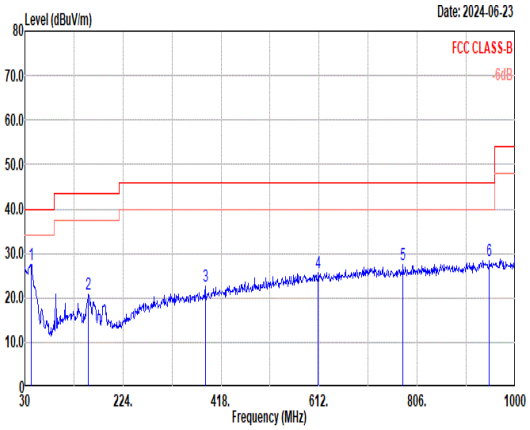

	Freq	Level	Limit Line	Margin	Read Level	Ant Factor	Cable Loss	Preamp Factor	APos	TPos	Remark
	MHz	dBuV/m	dBuV/m	dB	dBuV	dB/m	dB	dB	cm	deg	
1	30.97	24.22	40.00	-15.78	40.66	17.78	0.55	34.77	--	--	Peak
2	109.54	20.37	43.50	-23.13	38.36	15.68	1.11	34.78	--	--	Peak
3	330.70	23.53	46.00	-22.47	36.44	19.80	1.89	34.60	--	--	Peak
4	617.82	25.81	46.00	-20.19	31.58	26.15	2.64	34.56	--	--	Peak
5	709.00	27.17	46.00	-18.83	31.55	27.19	2.83	34.40	--	--	Peak
6	941.80	28.69	46.00	-17.31	30.17	29.58	3.24	34.30	--	--	Peak

	Freq	Level	Limit Line	Margin	Read Level	Ant Factor	Cable Loss	Preamp Factor	APos	TPos	Remark
	MHz	dBuV/m	dBuV/m	dB	dBuV	dB/m	dB	dB	cm	deg	
1	42.61	27.48	40.00	-12.52	42.31	19.48	0.65	34.96	--	--	Peak
2	156.10	20.87	43.50	-22.63	35.64	18.63	1.30	34.70	--	--	Peak
3	386.96	22.57	46.00	-23.43	33.92	21.11	2.07	34.53	--	--	Peak
4	610.06	25.68	46.00	-20.32	31.51	26.12	2.63	34.58	--	--	Peak
5	777.87	27.48	46.00	-18.52	31.11	27.73	2.99	34.35	--	--	Peak
6	948.59	28.40	46.00	-17.60	29.70	29.74	3.26	34.30	--	--	Peak

Mode	35	
	Band Edge	
	U-NII-3_5.725-5.85_802.11a_CH149_5745MHz	
ANT	6	
Pol.	Horizontal	Fundamental
Peak	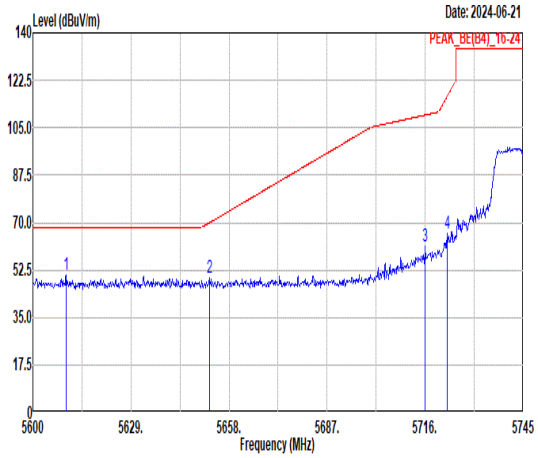 Freq Level Limit Line Margin Read Level Ant Factor Cable Loss Preamp Factor APos TPos Remark MHz dBuV/m dBuV/m dB dBuV dB/m dB dB cm deg 1 5609.86 50.96 68.30 -17.34 40.25 34.96 8.25 32.50 200 183 PEAK 2 5652.20 49.45 69.93 -20.48 38.55 34.99 8.41 32.50 200 183 PEAK 3 5716.00 61.12 109.68 -48.56 49.95 35.03 8.64 32.50 200 183 PEAK 4 5722.53 65.81 116.56 -50.75 54.61 35.03 8.67 32.50 200 183 PEAK	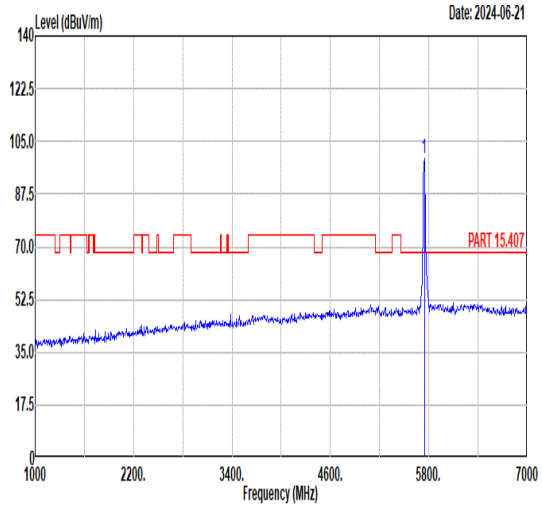 Freq Level Limit Line Margin Read Level Ant Factor Cable Loss Preamp Factor APos TPos Remark MHz dBuV/m dBuV/m dB dBuV dB/m dB dB cm deg 1 5745.00 99.19 ------ ------ 87.89 35.05 8.75 32.50 200 183 PEAK
Avg	Blank	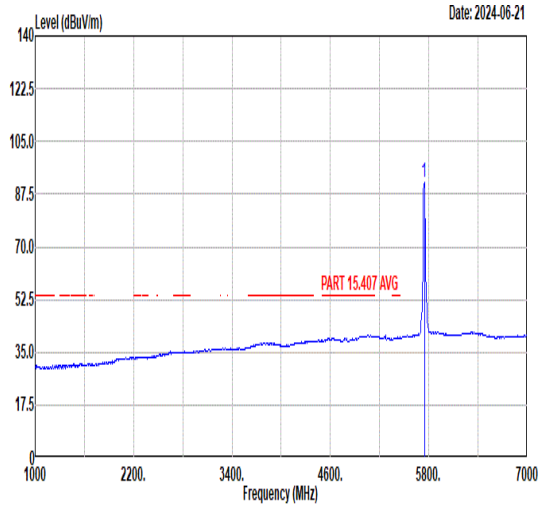 Freq Level Limit Line Margin Read Level Ant Factor Cable Loss Preamp Factor APos TPos Remark MHz dBuV/m dBuV/m dB dBuV dB/m dB dB cm deg 1 5745.00 91.63 ------ ------ 80.31 35.05 8.77 32.50 200 183 AVERAGE

Mode	35	
	Band Edge	
	U-NII-3_5.725-5.85_802.11a_CH149_5745MHz	
ANT	6	
Pol.	Vertical	Fundamental
Peak	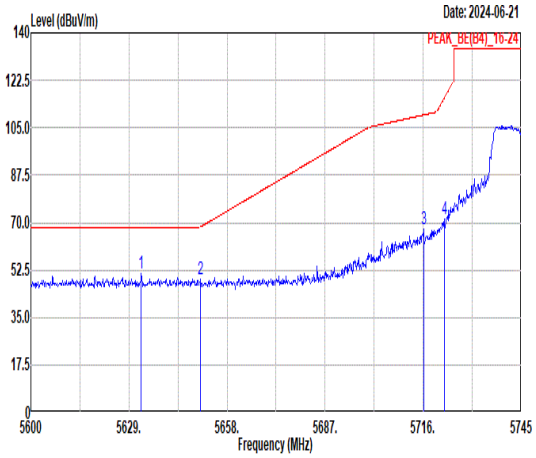 Freq Level Limit Line Margin Read Level Ant Factor Cable Loss Preamp Factor APos TPos Remark MHz dBuV/m dBuV/m dB dBuV dB/m dB dB cm deg 1 5632.63 51.34 68.30 -16.96 40.53 34.98 8.33 32.50 248 83 PEAK 2 5650.17 49.11 68.43 -19.32 38.22 34.99 8.40 32.50 248 83 PEAK 3 5716.15 67.54 109.72 -42.18 56.37 35.03 8.64 32.50 248 83 PEAK 4 5722.24 71.55 115.90 -44.35 60.36 35.03 8.66 32.50 248 83 PEAK	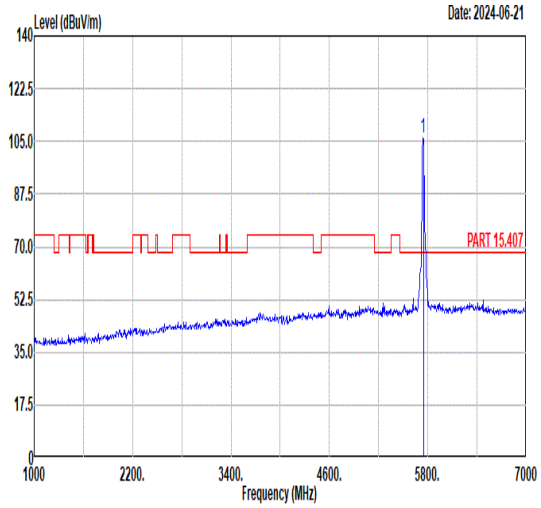 Freq Level Limit Line Margin Read Level Ant Factor Cable Loss Preamp Factor APos TPos Remark MHz dBuV/m dBuV/m dB dBuV dB/m dB dB cm deg 1 5745.00 106.02 ------ ------ 94.75 35.04 8.73 32.50 248 83 PEAK
Avg	Blank	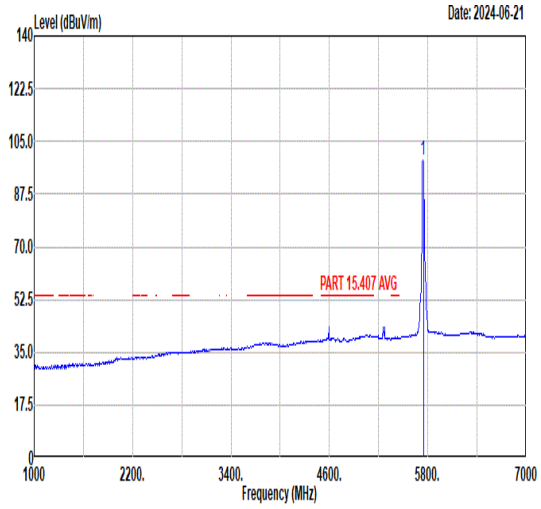 Freq Level Limit Line Margin Read Level Ant Factor Cable Loss Preamp Factor APos TPos Remark MHz dBuV/m dBuV/m dB dBuV dB/m dB dB cm deg 1 5745.00 98.93 ------ ------ 87.66 35.04 8.73 32.50 248 83 AVERAGE

Mode	35	
	Harmonic	
	U-NII-3_5.725-5.85_802.11a_CH149_5745MHz	
ANT	6	
Pol.	Horizontal	Vertical
Peak Avg	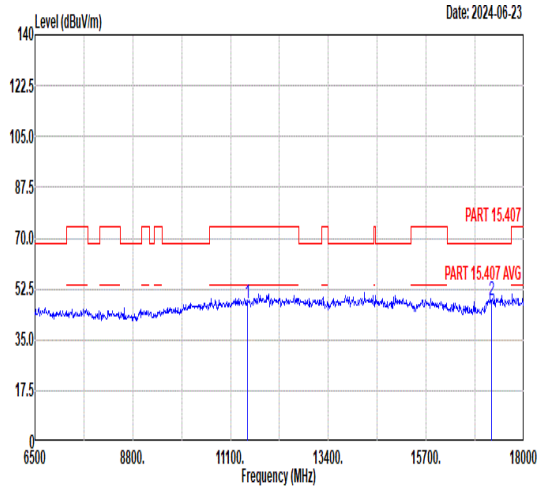 Freq Level Limit Line Margin Read Level Ant Factor Cable Loss Preamp Factor APos TPos Remark MHz dBuV/m dBuV/m dB dBuV dB/m dB dB cm deg 1 11490.00 47.73 74.00 -26.27 56.25 37.79 11.45 57.76 -- -- Peak 2 17235.00 48.71 68.30 -19.59 53.24 40.27 13.17 57.97 -- -- Peak	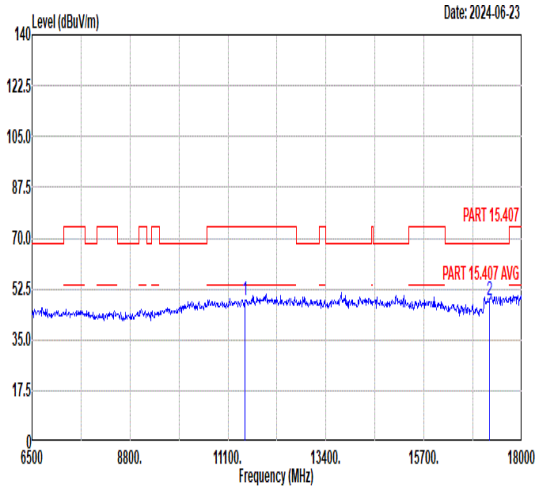 Freq Level Limit Line Margin Read Level Ant Factor Cable Loss Preamp Factor APos TPos Remark MHz dBuV/m dBuV/m dB dBuV dB/m dB dB cm deg 1 11490.00 48.62 74.00 -25.38 57.14 37.79 11.45 57.76 -- -- Peak 2 17235.00 48.70 68.30 -19.60 53.23 40.27 13.17 57.97 -- -- Peak

Mode	36	
	Band Edge - L	
	U-NII-3_5.725-5.85_802.11a_CH157_5785MHz	
ANT	6	
Pol.	Horizontal	Fundamental
Peak	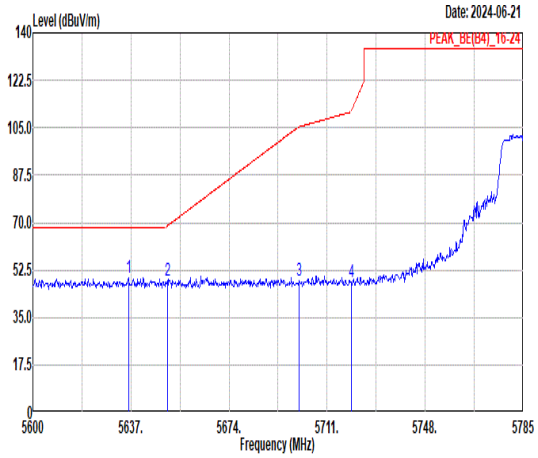 Freq Level Limit Line Margin Read Level Ant Factor Cable Loss Preamp Factor APos TPos Remark MHz dBuV/m dBuV/m dB dBuV dB/m dB dB cm deg 1 5636.08 49.87 68.30 -18.43 39.04 34.98 8.35 32.50 313 0 PEAK 2 5650.69 48.58 68.81 -20.23 37.69 34.99 8.40 32.50 313 0 PEAK 3 5700.46 48.46 105.33 -56.87 37.36 35.02 8.58 32.50 313 0 PEAK 4 5720.07 48.11 110.95 -62.84 36.92 35.03 8.66 32.50 313 0 PEAK	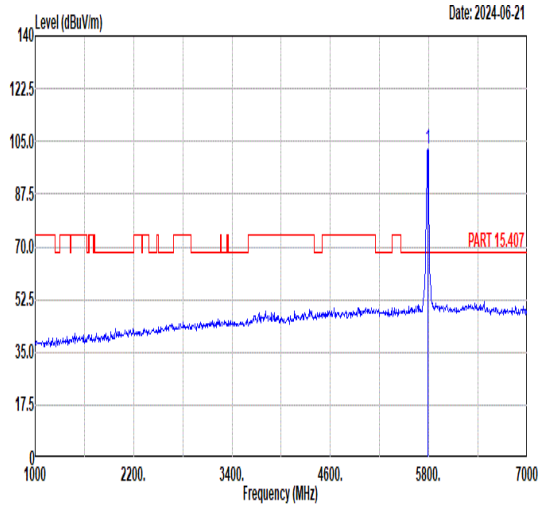 Freq Level Limit Line Margin Read Level Ant Factor Cable Loss Preamp Factor APos TPos Remark MHz dBuV/m dBuV/m dB dBuV dB/m dB dB cm deg 1 5785.00 102.28 ------ ------ 90.80 35.07 8.91 32.50 313 0 PEAK
Avg	Blank	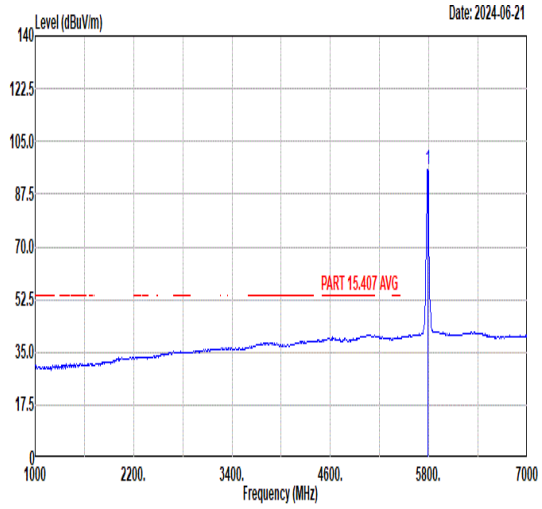 Freq Level Limit Line Margin Read Level Ant Factor Cable Loss Preamp Factor APos TPos Remark MHz dBuV/m dBuV/m dB dBuV dB/m dB dB cm deg 1 5785.00 95.77 ------ ------ 84.29 35.07 8.91 32.50 313 0 AVERAGE

Mode	36	
	Band Edge - R	
	U-NII-3_5.725-5.85_802.11a_CH157_5785MHz	
ANT	6	
Pol.	Horizontal	Fundamental
Peak	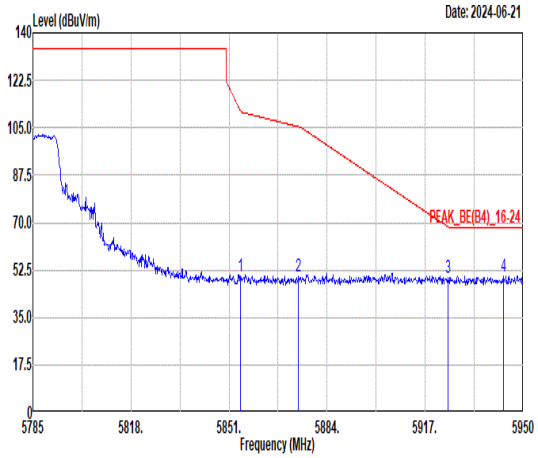 Freq Level Limit Line Margin Read Level Ant Factor Cable Loss Preamp Factor APos TPos Remark MHz dBuV/m dBuV/m dB dBuV dB/m dB dB cm deg 1 5854.80 49.96 111.27 -61.31 38.48 35.11 8.87 32.50 313 0 PEAK 2 5874.43 50.28 105.36 -55.08 38.81 35.12 8.85 32.50 313 0 PEAK 3 5924.76 49.45 68.38 -18.93 38.00 35.16 8.79 32.50 313 0 PEAK 4 5943.24 50.33 68.30 -17.97 38.89 35.17 8.77 32.50 313 0 PEAK	Blank

Mode	36	
	Band Edge - L	
	U-NII-3_5.725-5.85_802.11a_CH157_5785MHz	
ANT	6	
Pol.	Vertical	Fundamental
Peak	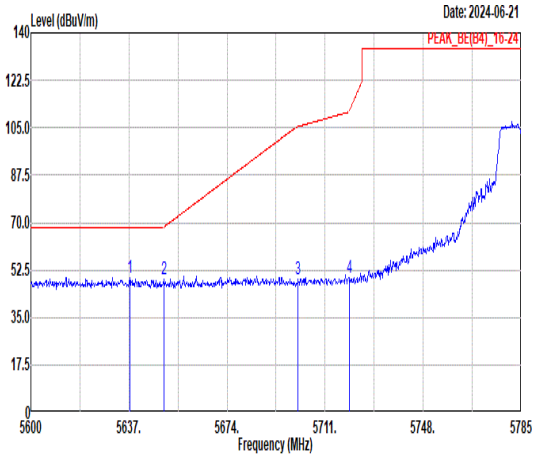 Freq Level Limit Line Margin Read Level Ant Factor Cable Loss Preamp Factor APos TPos Remark MHz dBuV/m dBuV/m dB dBuV dB/m dB dB cm deg 1 5637.37 49.71 68.30 -18.59 38.88 34.98 8.35 32.50 280 89 PEAK 2 5650.32 49.36 68.54 -19.18 38.47 34.99 8.40 32.50 280 89 PEAK 3 5700.83 48.92 105.43 -56.51 37.82 35.02 8.58 32.50 280 89 PEAK 4 5720.07 49.66 110.95 -61.29 38.47 35.03 8.66 32.50 280 89 PEAK	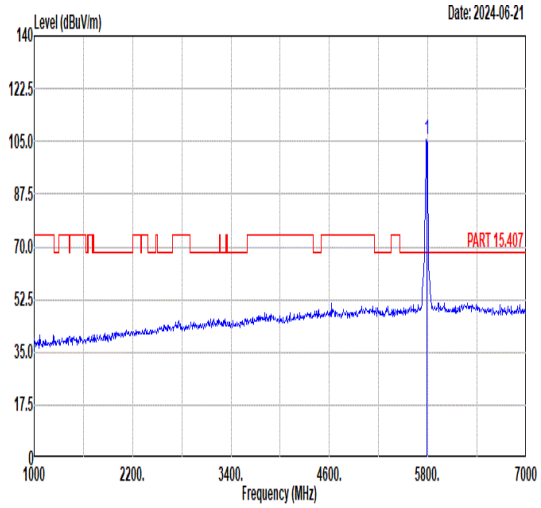 Freq Level Limit Line Margin Read Level Ant Factor Cable Loss Preamp Factor APos TPos Remark MHz dBuV/m dBuV/m dB dBuV dB/m dB dB cm deg 1 5785.00 105.42 ------ ------ 93.97 35.07 8.88 32.50 280 89 PEAK
Avg	Blank	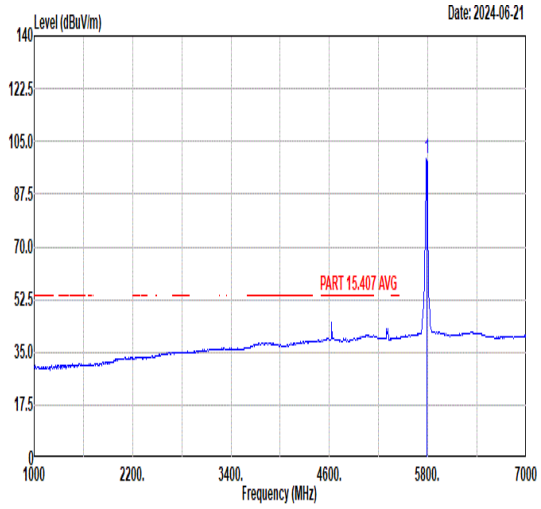 Freq Level Limit Line Margin Read Level Ant Factor Cable Loss Preamp Factor APos TPos Remark MHz dBuV/m dBuV/m dB dBuV dB/m dB dB cm deg 1 5785.00 99.27 ------ ------ 87.82 35.07 8.88 32.50 280 89 AVERAGE

Mode	36	
	Band Edge - R	
	U-NII-3_5.725-5.85_802.11a_CH157_5785MHz	
ANT	6	
Pol.	Vertical	Fundamental
Peak	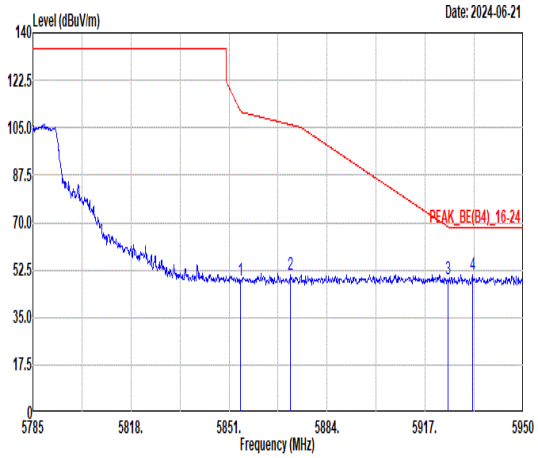 Freq Level Limit Line Margin Read Level Ant Factor Cable Loss Preamp Factor APos TPos Remark MHz dBuV/m dBuV/m dB dBuV dB/m dB dB cm deg 1 5854.96 48.53 110.89 -62.36 37.05 35.11 8.87 32.50 280 89 PEAK 2 5871.63 50.48 106.14 -55.66 39.01 35.12 8.85 32.50 280 89 PEAK 3 5924.59 49.08 68.50 -19.42 37.63 35.16 8.79 32.50 280 89 PEAK 4 5932.84 50.75 68.30 -17.55 39.31 35.16 8.78 32.50 280 89 PEAK	Blank

Mode	36	
	Harmonic	
	U-NII-3_5.725-5.85_802.11a_CH157_5785MHz	
ANT	6	
Pol.	Horizontal	Vertical
Peak Avg	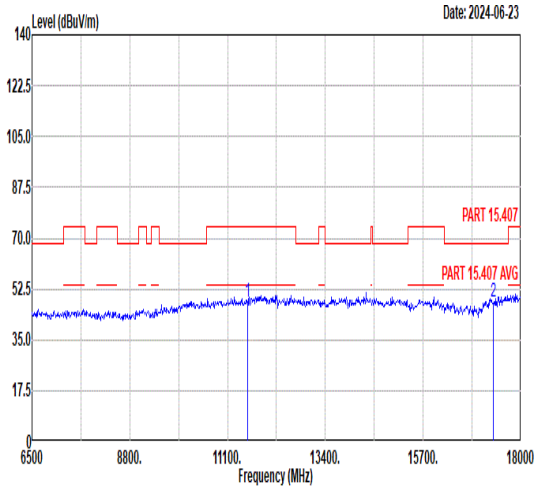 Freq Level Limit Line Margin Read Level Ant Factor Cable Loss Preamp Factor APos TPos Remark MHz dBuV/m dBuV/m dB dBuV dB/m dB dB cm deg 1 11570.00 48.03 74.00 -25.97 56.36 37.85 11.49 57.67 -- -- Peak 2 17355.00 47.94 68.30 -20.36 52.08 40.46 13.20 57.80 -- -- Peak	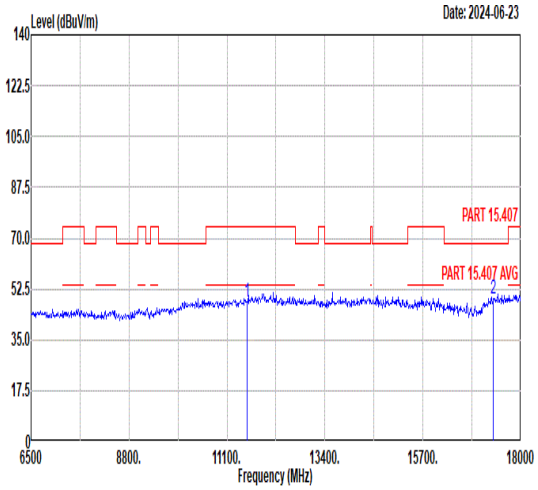 Freq Level Limit Line Margin Read Level Ant Factor Cable Loss Preamp Factor APos TPos Remark MHz dBuV/m dBuV/m dB dBuV dB/m dB dB cm deg 1 11570.00 48.34 74.00 -25.66 56.67 37.85 11.49 57.67 -- -- Peak 2 17355.00 49.38 68.30 -18.92 53.52 40.46 13.20 57.80 -- -- Peak

Mode	37	
	Band Edge	
	U-NII-3_5.725-5.85_802.11a_CH165_5825MHz	
ANT	6	
Pol.	Horizontal	Fundamental
Peak	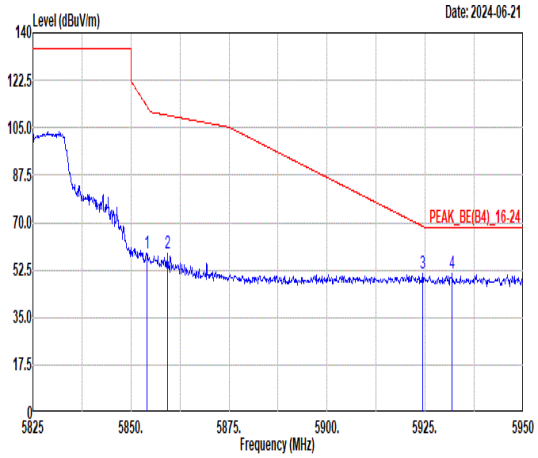 Freq Level Limit Line Margin Read Level Ant Factor Cable Loss Preamp Factor APos TPos Remark MHz dBuV/m dBuV/m dB dBuV dB/m dB dB cm deg 1 5854.00 58.77 113.08 -54.31 47.29 35.11 8.87 32.50 312 5 PEAK 2 5859.38 58.63 109.57 -50.94 47.14 35.12 8.87 32.50 312 5 PEAK 3 5924.38 51.12 68.66 -17.54 39.67 35.16 8.79 32.50 312 5 PEAK 4 5931.88 51.12 68.30 -17.18 39.68 35.16 8.78 32.50 312 5 PEAK	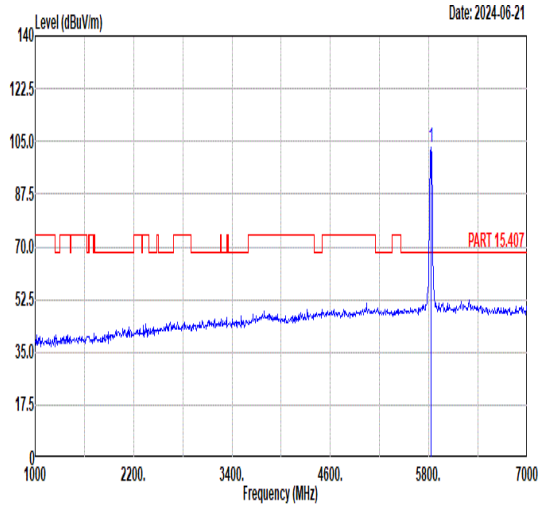 Freq Level Limit Line Margin Read Level Ant Factor Cable Loss Preamp Factor APos TPos Remark MHz dBuV/m dBuV/m dB dBuV dB/m dB dB cm deg 1 5825.00 103.01 ------ ------ 91.51 35.10 8.90 32.50 312 5 PEAK
Avg	Blank	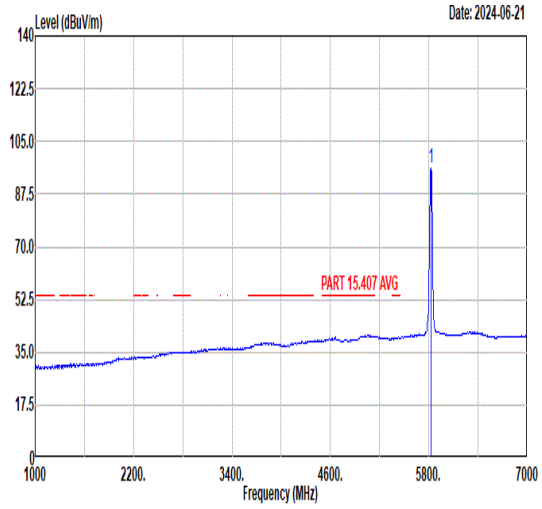 Freq Level Limit Line Margin Read Level Ant Factor Cable Loss Preamp Factor APos TPos Remark MHz dBuV/m dBuV/m dB dBuV dB/m dB dB cm deg 1 5825.00 96.21 ------ ------ 84.71 35.10 8.90 32.50 312 5 AVERAGE

Mode	37	
	Band Edge	
	U-NII-3_5.725-5.85_802.11a_CH165_5825MHz	
ANT	6	
Pol.	Vertical	Fundamental
Peak	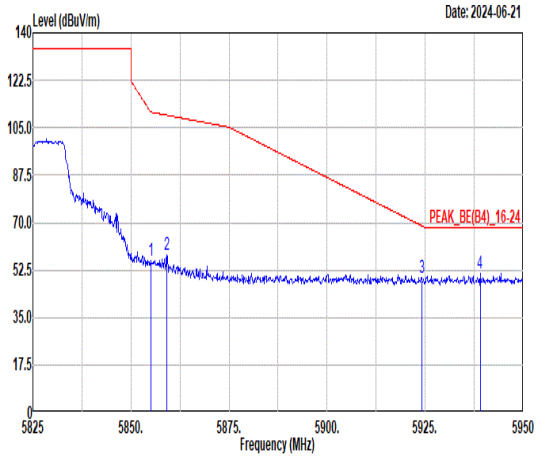 Freq Level Limit Line Margin Read Level Ant Factor Cable Loss Preamp Factor APos TPos Remark MHz dBuV/m dBuV/m dB dBuV dB/m dB dB cm deg 1 5855.00 56.05 110.80 -54.75 44.57 35.11 8.87 32.50 290 0 PEAK 2 5859.13 58.16 109.64 -51.48 46.67 35.12 8.87 32.50 290 0 PEAK 3 5924.13 49.64 68.84 -19.20 38.19 35.16 8.79 32.50 290 0 PEAK 4 5939.00 51.26 68.30 -17.04 39.83 35.16 8.77 32.50 290 0 PEAK	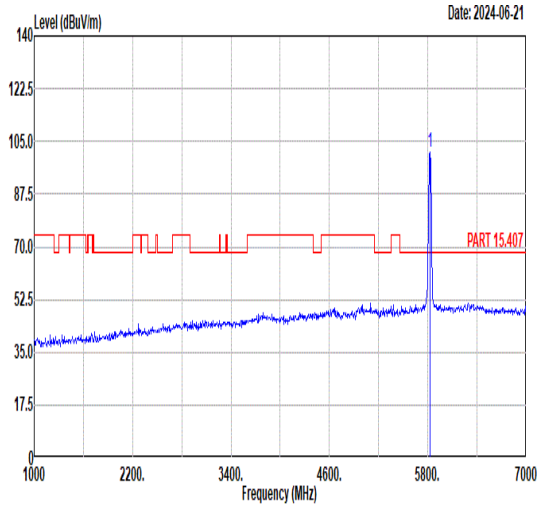 Freq Level Limit Line Margin Read Level Ant Factor Cable Loss Preamp Factor APos TPos Remark MHz dBuV/m dBuV/m dB dBuV dB/m dB dB cm deg 1 5825.00 101.39 ------ ------ 89.89 35.09 8.91 32.50 290 0 PEAK
Avg	Blank	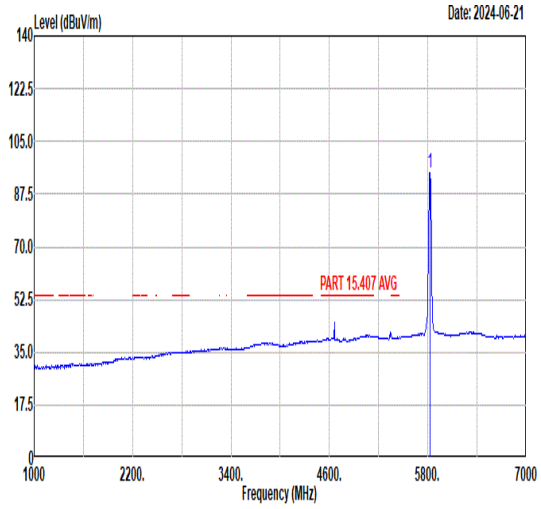 Freq Level Limit Line Margin Read Level Ant Factor Cable Loss Preamp Factor APos TPos Remark MHz dBuV/m dBuV/m dB dBuV dB/m dB dB cm deg 1 5825.00 94.53 ------ ------ 83.03 35.09 8.91 32.50 290 0 AVERAGE

Mode	37	
	Harmonic	
	U-NII-3_5.725-5.85_802.11a_CH165_5825MHz	
ANT	6	
Pol.	Horizontal	Vertical
Peak Avg	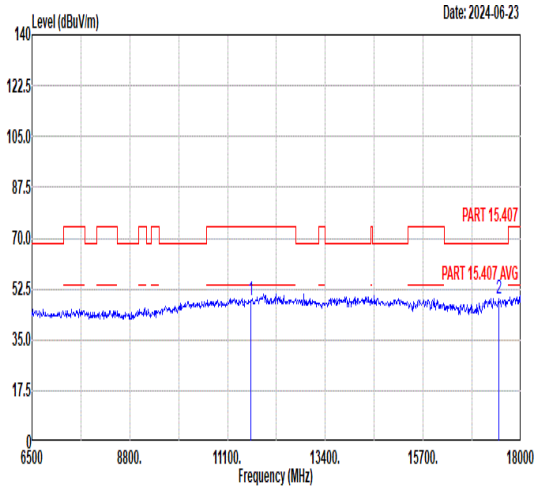 Freq Level Limit Line Margin Read Level Ant Factor Cable Loss Preamp Factor APos TPos Remark MHz dBuV/m dBuV/m dB dBuV dB/m dB dB cm deg 1 11650.00 48.50 74.00 -25.50 56.63 37.92 11.53 57.58 -- -- Peak 2 17475.00 49.04 68.30 -19.26 52.79 40.65 13.23 57.63 -- -- Peak	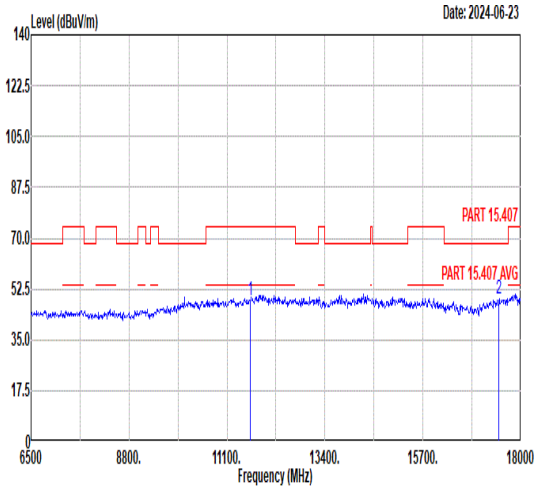 Freq Level Limit Line Margin Read Level Ant Factor Cable Loss Preamp Factor APos TPos Remark MHz dBuV/m dBuV/m dB dBuV dB/m dB dB cm deg 1 11650.00 48.68 74.00 -25.32 56.81 37.92 11.53 57.58 -- -- Peak 2 17475.00 49.29 68.30 -19.01 53.04 40.65 13.23 57.63 -- -- Peak

Mode	38	
	Band Edge	
	U-NII-3_5.725-5.85_802.11ac VHT20_CH149_5745MHz	
ANT	6	
Pol.	Horizontal	Fundamental
Peak	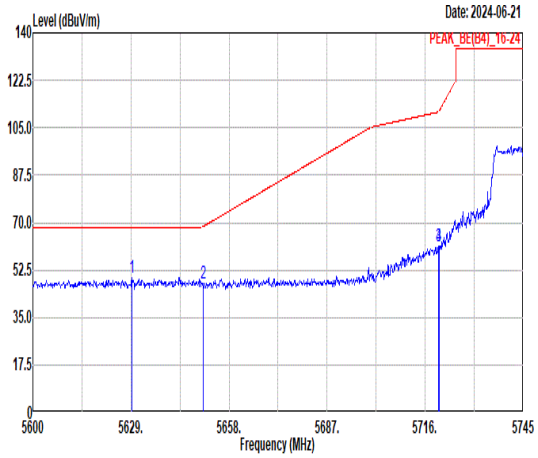 Freq Level Limit Line Margin Read Level Ant Factor Cable Loss Preamp Factor APos TPos Remark MHz dBuV/m dBuV/m dB dBuV dB/m dB dB cm deg 1 5629.29 49.81 68.30 -18.49 39.01 34.98 8.32 32.50 108 360 PEAK 2 5650.32 47.44 68.53 -21.09 36.55 34.99 8.40 32.50 108 360 PEAK 3 5719.92 61.19 110.78 -49.59 50.00 35.03 8.66 32.50 108 360 PEAK 4 5720.06 61.07 110.94 -49.87 49.88 35.03 8.66 32.50 108 360 PEAK	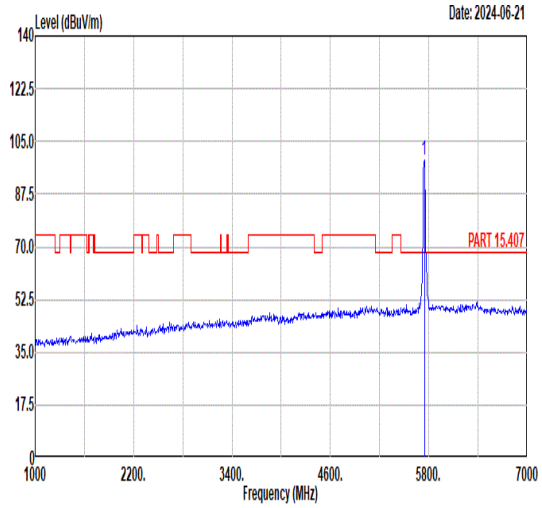 Freq Level Limit Line Margin Read Level Ant Factor Cable Loss Preamp Factor APos TPos Remark MHz dBuV/m dBuV/m dB dBuV dB/m dB dB cm deg 1 5745.00 98.93 ------ ------ 87.63 35.05 8.75 32.50 108 360 PEAK
Avg	Blank	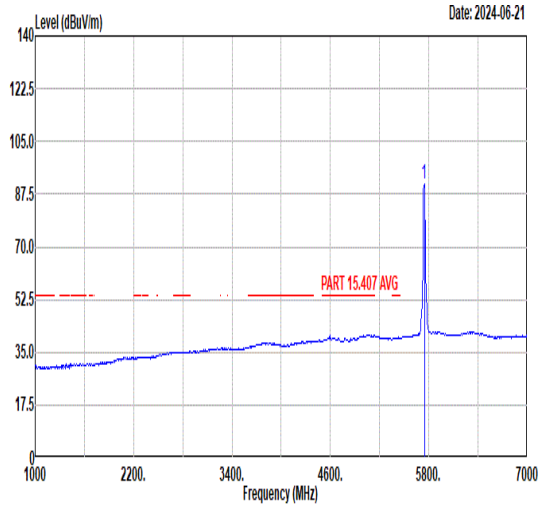 Freq Level Limit Line Margin Read Level Ant Factor Cable Loss Preamp Factor APos TPos Remark MHz dBuV/m dBuV/m dB dBuV dB/m dB dB cm deg 1 5745.00 90.76 ------ ------ 79.46 35.05 8.75 32.50 108 360 AVERAGE

Mode	38	
	Band Edge	
	U-NII-3_5.725-5.85_802.11ac VHT20_CH149_5745MHz	
ANT	6	
Pol.	Vertical	Fundamental
Peak	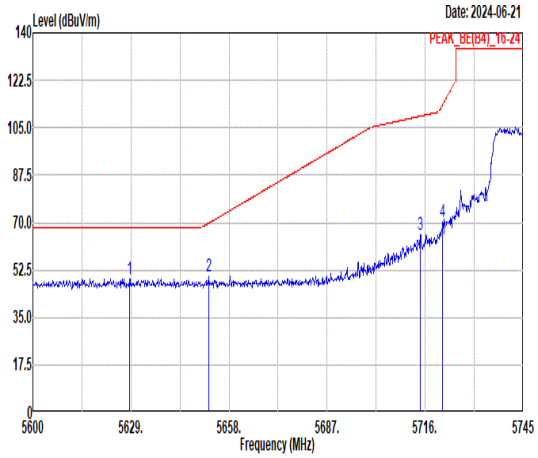 Freq Level Limit Line Margin Read Level Ant Factor Cable Loss Preamp Factor APos TPos Remark MHz dBuV/m dBuV/m dB dBuV dB/m dB dB cm deg 1 5628.57 49.38 68.30 -18.92 38.58 34.98 8.32 32.50 288 29 PEAK 2 5651.91 49.99 69.72 -19.73 39.10 34.99 8.40 32.50 288 29 PEAK 3 5714.55 65.41 109.28 -43.87 54.24 35.03 8.64 32.50 288 29 PEAK 4 5721.22 70.48 113.58 -43.10 59.29 35.03 8.66 32.50 288 29 PEAK	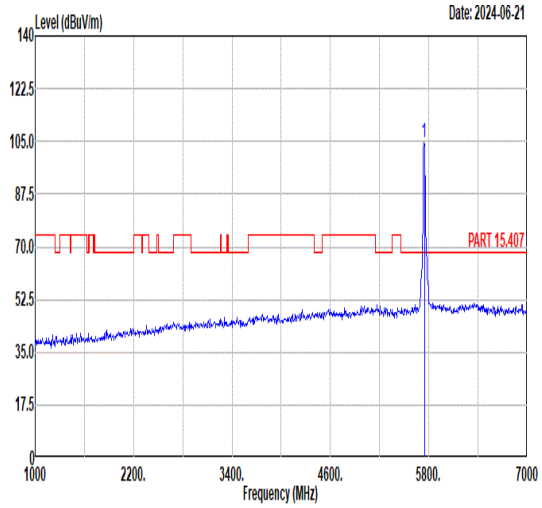 Freq Level Limit Line Margin Read Level Ant Factor Cable Loss Preamp Factor APos TPos Remark MHz dBuV/m dBuV/m dB dBuV dB/m dB dB cm deg 1 5745.00 104.37 ------ ------ 93.10 35.04 8.73 32.50 288 29 PEAK
Avg	Blank	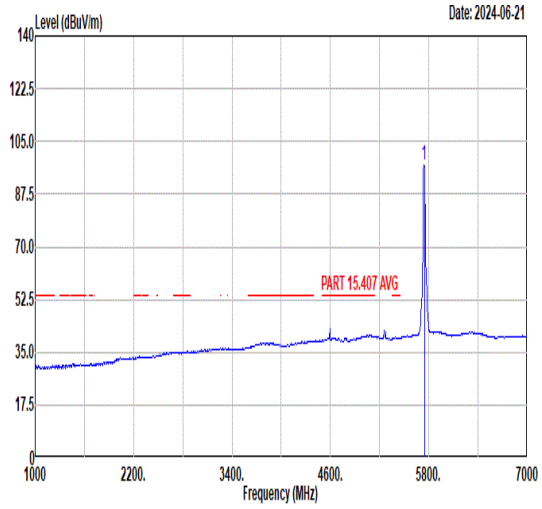 Freq Level Limit Line Margin Read Level Ant Factor Cable Loss Preamp Factor APos TPos Remark MHz dBuV/m dBuV/m dB dBuV dB/m dB dB cm deg 1 5745.00 97.04 ------ ------ 85.77 35.04 8.73 32.50 288 29 AVERAGE

Mode	38	
	Harmonic	
	U-NII-3_5.725-5.85_802.11ac VHT20_CH149_5745MHz	
ANT	6	
Pol.	Horizontal	Vertical
Peak Avg	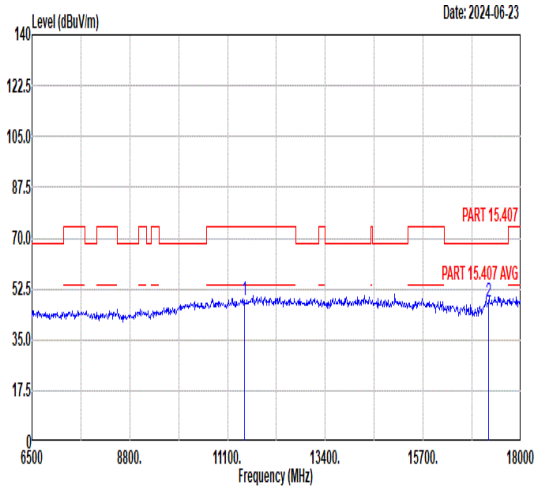 Freq Level Limit Line Margin Read Level Ant Factor Cable Loss Preamp Factor APos TPos Remark MHz dBuV/m dBuV/m dB dBuV dB/m dB dB cm deg 1 11490.00 48.63 74.00 -25.37 57.15 37.79 11.45 57.76 -- -- Peak 2 17235.00 47.86 68.30 -20.44 52.39 40.27 13.17 57.97 -- -- Peak	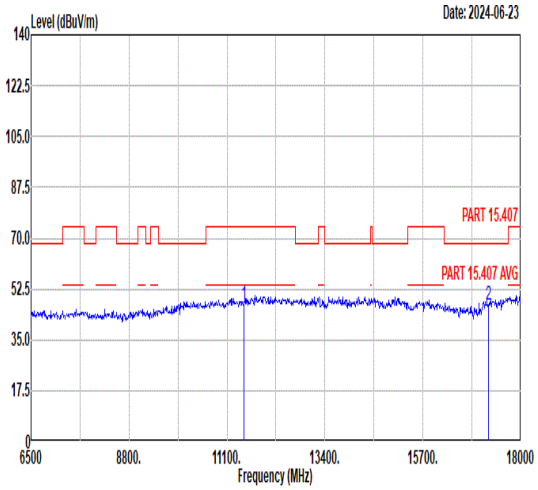 Freq Level Limit Line Margin Read Level Ant Factor Cable Loss Preamp Factor APos TPos Remark MHz dBuV/m dBuV/m dB dBuV dB/m dB dB cm deg 1 11490.00 47.26 74.00 -26.74 55.78 37.79 11.45 57.76 -- -- Peak 2 17235.00 46.85 68.30 -21.45 51.38 40.27 13.17 57.97 -- -- Peak

Mode	39	
	Band Edge - L	
	U-NII-3_5.725-5.85_802.11ac VHT20_CH157_5785MHz	
ANT	6	
Pol.	Horizontal	Fundamental
Peak	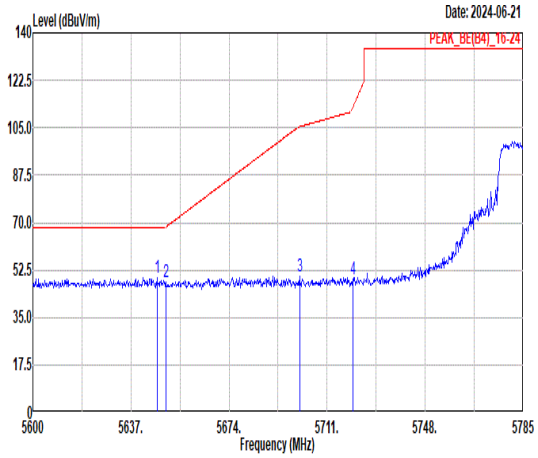 Freq Level Limit Line Margin Read Level Ant Factor Cable Loss Preamp Factor APos TPos Remark MHz dBuV/m dBuV/m dB dBuV dB/m dB dB cm deg 1 5646.81 49.55 68.30 -18.75 38.67 34.99 8.39 32.50 129 324 PEAK 2 5650.14 47.87 68.40 -20.53 36.98 34.99 8.40 32.50 129 324 PEAK 3 5700.64 50.04 105.38 -55.34 38.94 35.02 8.58 32.50 129 324 PEAK 4 5720.62 49.32 112.21 -62.89 38.13 35.03 8.66 32.50 129 324 PEAK	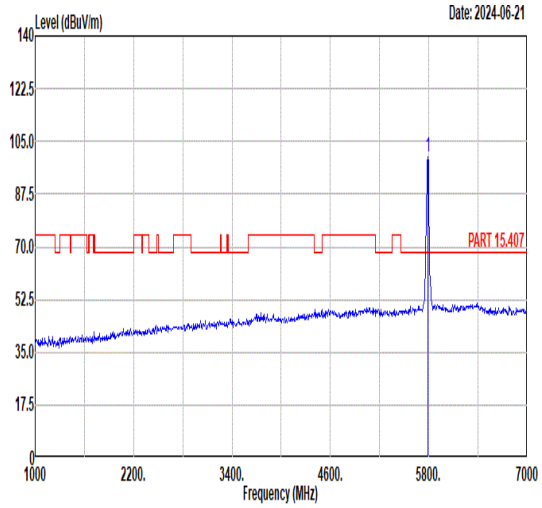 Freq Level Limit Line Margin Read Level Ant Factor Cable Loss Preamp Factor APos TPos Remark MHz dBuV/m dBuV/m dB dBuV dB/m dB dB cm deg 1 5785.00 99.93 ------ ------ 88.45 35.07 8.91 32.50 129 324 PEAK
Avg	Blank	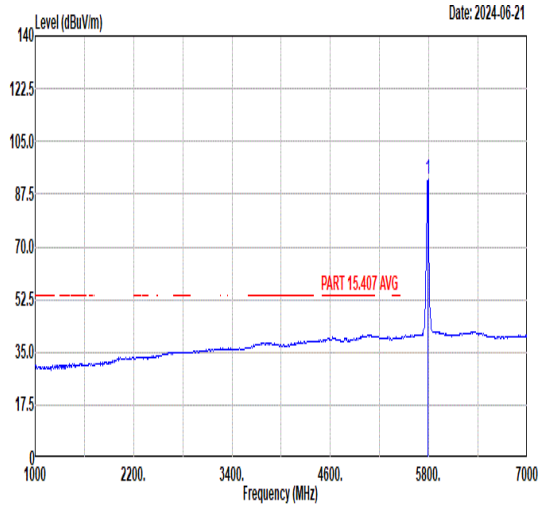 Freq Level Limit Line Margin Read Level Ant Factor Cable Loss Preamp Factor APos TPos Remark MHz dBuV/m dBuV/m dB dBuV dB/m dB dB cm deg 1 5785.00 92.37 ------ ------ 80.86 35.08 8.93 32.50 129 324 AVERAGE

Mode	39	
	Band Edge - R	
	U-NII-3_5.725-5.85_802.11ac VHT20_CH157_5785MHz	
ANT	6	
Pol.	Horizontal	Fundamental
Peak	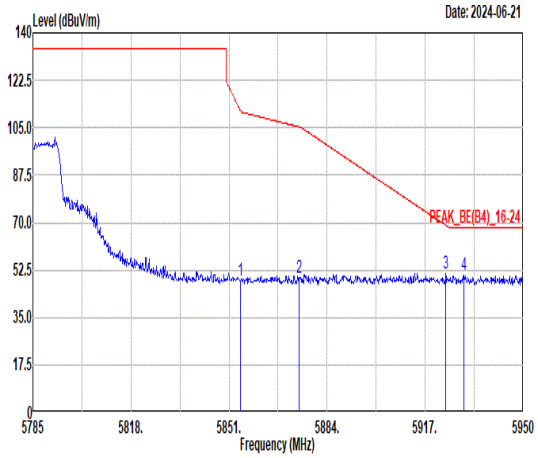 Freq Level Limit Line Margin Read Level Ant Factor Cable Loss Preamp Factor APos TPos Remark MHz dBuV/m dBuV/m dB dBuV dB/m dB dB cm deg 1 5854.96 48.72 110.89 -62.17 37.24 35.11 8.87 32.50 129 324 PEAK 2 5874.60 49.92 105.31 -55.39 38.45 35.12 8.85 32.50 129 324 PEAK 3 5923.93 51.08 68.99 -17.91 39.64 35.15 8.79 32.50 129 324 PEAK 4 5930.04 50.76 68.30 -17.54 39.32 35.16 8.78 32.50 129 324 PEAK	Blank

Mode	39	
	Band Edge - L	
	U-NII-3_5.725-5.85_802.11ac VHT20_CH157_5785MHz	
ANT	6	
Pol.	Vertical	Fundamental
Peak	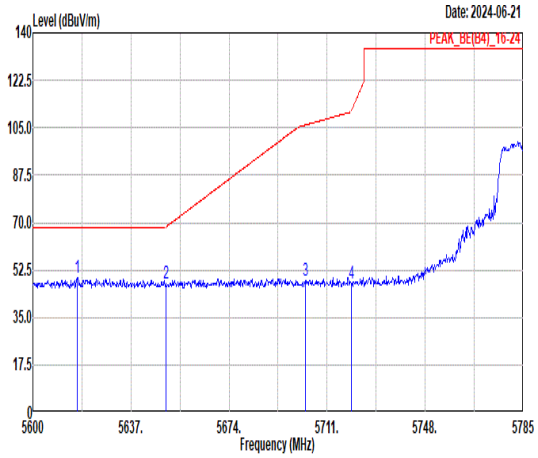 Freq Level Limit Line Margin Read Level Ant Factor Cable Loss Preamp Factor APos TPos Remark MHz dBuV/m dBuV/m dB dBuV dB/m dB dB cm deg 1 5616.65 49.54 68.30 -18.76 38.80 34.97 8.27 32.50 100 280 PEAK 2 5650.14 47.53 68.40 -20.87 36.64 34.99 8.40 32.50 100 280 PEAK 3 5702.68 48.56 105.95 -57.39 37.45 35.02 8.59 32.50 100 280 PEAK 4 5720.07 47.34 110.95 -63.61 36.15 35.03 8.66 32.50 100 280 PEAK	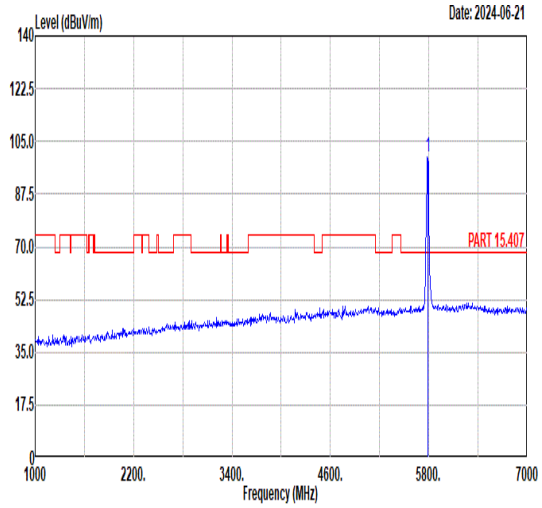 Freq Level Limit Line Margin Read Level Ant Factor Cable Loss Preamp Factor APos TPos Remark MHz dBuV/m dBuV/m dB dBuV dB/m dB dB cm deg 1 5785.00 99.76 ------ ------ 88.31 35.07 8.88 32.50 100 280 PEAK
Avg	Blank	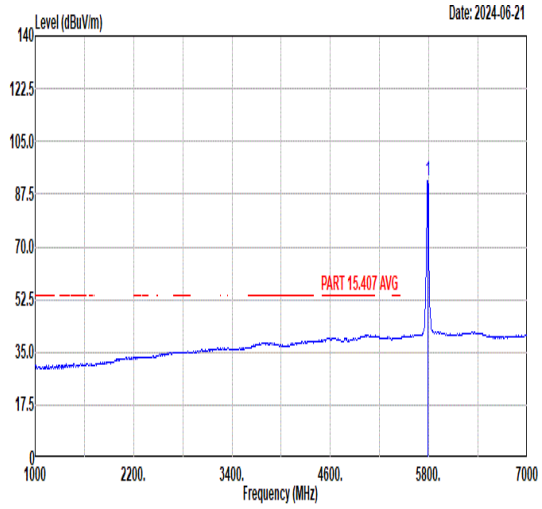 Freq Level Limit Line Margin Read Level Ant Factor Cable Loss Preamp Factor APos TPos Remark MHz dBuV/m dBuV/m dB dBuV dB/m dB dB cm deg 1 5785.00 91.98 ------ ------ 80.53 35.07 8.88 32.50 100 280 AVERAGE

Mode	39	
	Band Edge - R	
	U-NII-3_5.725-5.85_802.11ac VHT20_CH157_5785MHz	
ANT	6	
Pol.	Vertical	Fundamental
Peak	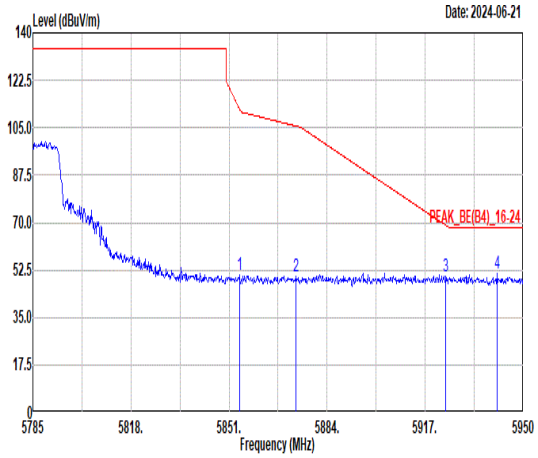 Limit Read Ant Cable Preamp APos TPos Freq Level Line Margin Level Factor Loss Factor Remark MHz dBuV/m dBuV/m dB dBuV dB/m dB dB cm deg 1 5854.47 50.82 112.02 -61.20 39.34 35.11 8.87 32.50 100 280 PEAK 2 5873.61 49.95 105.59 -55.64 38.48 35.12 8.85 32.50 100 280 PEAK 3 5923.93 50.03 68.99 -18.96 38.59 35.15 8.79 32.50 100 280 PEAK 4 5941.26 51.21 68.30 -17.09 39.77 35.17 8.77 32.50 100 280 PEAK	Blank

Mode	39	
	Harmonic	
	U-NII-3_5.725-5.85_802.11ac VHT20_CH157_5785MHz	
ANT	6	
Pol.	Horizontal	Vertical
Peak Avg	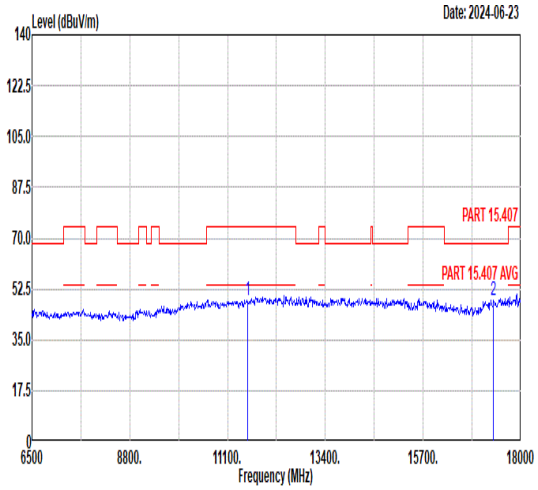 Freq Level Limit Line Margin Read Level Ant Factor Cable Loss Preamp Factor APos TPos Remark MHz dBuV/m dBuV/m dB dBuV dB/m dB dB cm deg 1 11570.00 48.59 74.00 -25.41 56.92 37.85 11.49 57.67 -- -- Peak 2 17355.00 48.35 68.30 -19.95 52.49 40.46 13.20 57.80 -- -- Peak	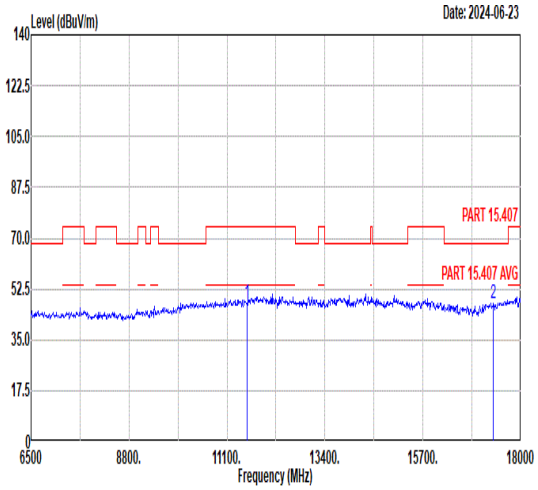 Freq Level Limit Line Margin Read Level Ant Factor Cable Loss Preamp Factor APos TPos Remark MHz dBuV/m dBuV/m dB dBuV dB/m dB dB cm deg 1 11570.00 47.78 74.00 -26.22 56.11 37.85 11.49 57.67 -- -- Peak 2 17355.00 47.49 68.30 -20.81 51.63 40.46 13.20 57.80 -- -- Peak

Mode	40	
	Band Edge	
	U-NII-3_5.725-5.85_802.11ac VHT20_CH165_5825MHz	
ANT	6	
Pol.	Horizontal	Fundamental
Peak	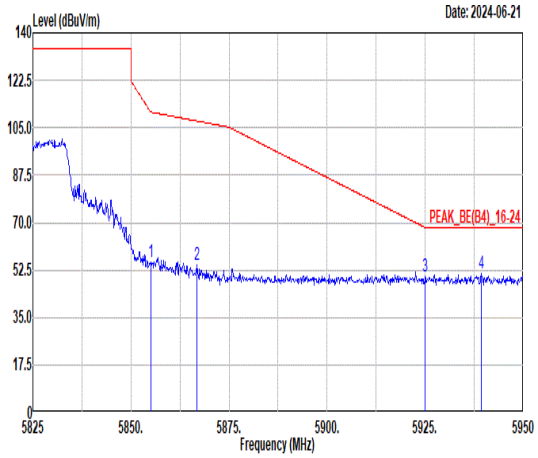 Freq Level Limit Line Margin Read Level Ant Factor Cable Loss Preamp Factor APos TPos Remark MHz dBuV/m dBuV/m dB dBuV dB/m dB dB cm deg 1 5855.00 55.53 110.80 -55.27 44.05 35.11 8.87 32.50 124 217 PEAK 2 5866.75 54.63 107.51 -52.88 43.15 35.12 8.86 32.50 124 217 PEAK 3 5925.00 50.11 68.20 -18.09 38.66 35.16 8.79 32.50 124 217 PEAK 4 5939.38 51.25 68.30 -17.05 39.82 35.16 8.77 32.50 124 217 PEAK	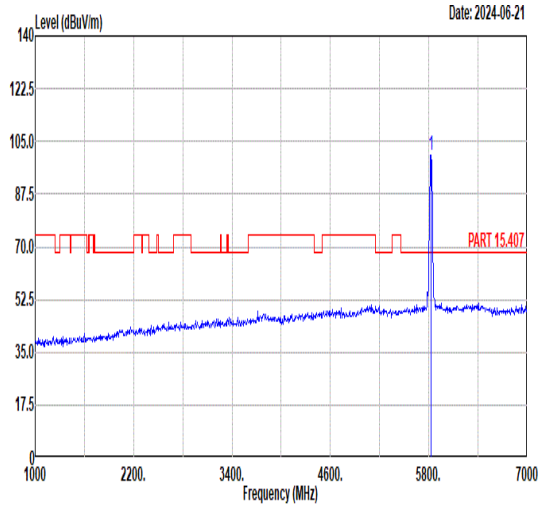 Freq Level Limit Line Margin Read Level Ant Factor Cable Loss Preamp Factor APos TPos Remark MHz dBuV/m dBuV/m dB dBuV dB/m dB dB cm deg 1 5825.00 100.61 ------ ------ 89.10 35.09 8.92 32.50 124 217 PEAK
Avg	Blank	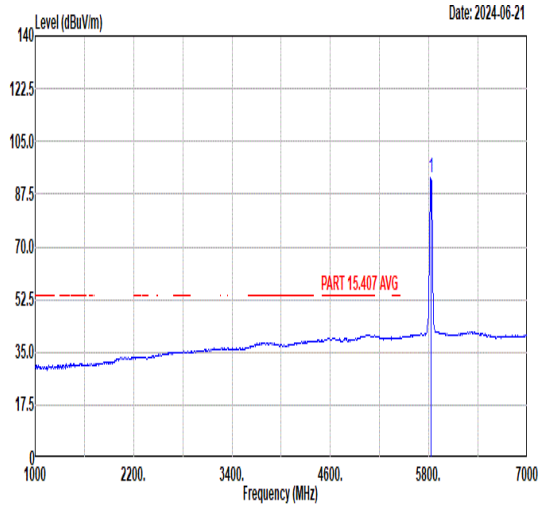 Freq Level Limit Line Margin Read Level Ant Factor Cable Loss Preamp Factor APos TPos Remark MHz dBuV/m dBuV/m dB dBuV dB/m dB dB cm deg 1 5825.00 92.97 ------ ------ 81.46 35.09 8.92 32.50 124 217 AVERAGE

Mode	40	
	Band Edge	
	U-NII-3_5.725-5.85_802.11ac VHT20_CH165_5825MHz	
ANT	6	
Pol.	Vertical	Fundamental
Peak	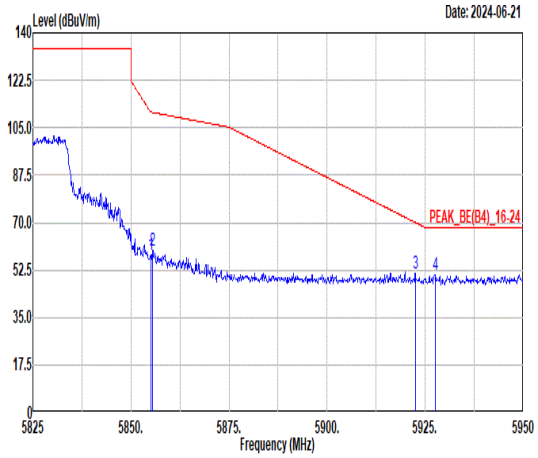 Freq Level Limit Line Margin Read Level Ant Factor Cable Loss Preamp Factor APos TPos Remark MHz dBuV/m dBuV/m dB dBuV dB/m dB dB cm deg 1 5855.00 58.27 110.80 -52.53 46.79 35.11 8.87 32.50 118 275 PEAK 2 5855.50 59.91 110.66 -50.75 48.43 35.11 8.87 32.50 118 275 PEAK 3 5922.50 51.15 70.04 -18.89 39.71 35.15 8.79 32.50 118 275 PEAK 4 5927.50 50.64 68.30 -17.66 39.19 35.16 8.79 32.50 118 275 PEAK	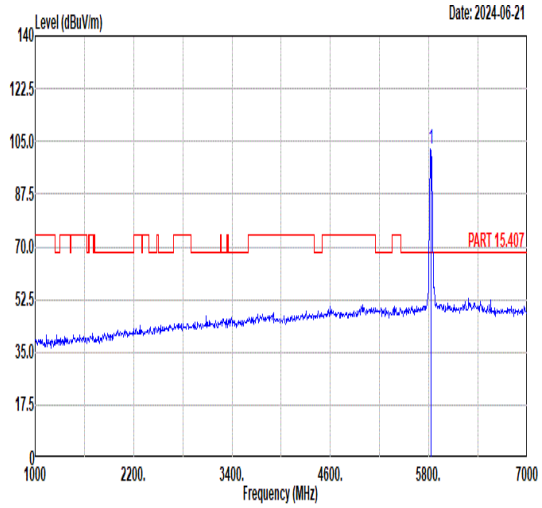 Freq Level Limit Line Margin Read Level Ant Factor Cable Loss Preamp Factor APos TPos Remark MHz dBuV/m dBuV/m dB dBuV dB/m dB dB cm deg 1 5825.00 102.73 ------ ------ 91.22 35.09 8.92 32.50 118 275 PEAK
Avg	Blank	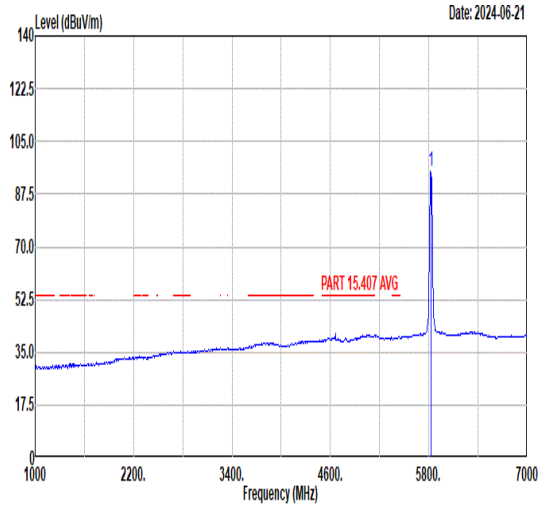 Freq Level Limit Line Margin Read Level Ant Factor Cable Loss Preamp Factor APos TPos Remark MHz dBuV/m dBuV/m dB dBuV dB/m dB dB cm deg 1 5825.00 95.10 ------ ------ 83.59 35.09 8.92 32.50 118 275 AVERAGE

Mode	40	
	Harmonic	
	U-NII-3_5.725-5.85_802.11ac VHT20_CH165_5825MHz	
ANT	6	
Pol.	Horizontal	Vertical
Peak Avg	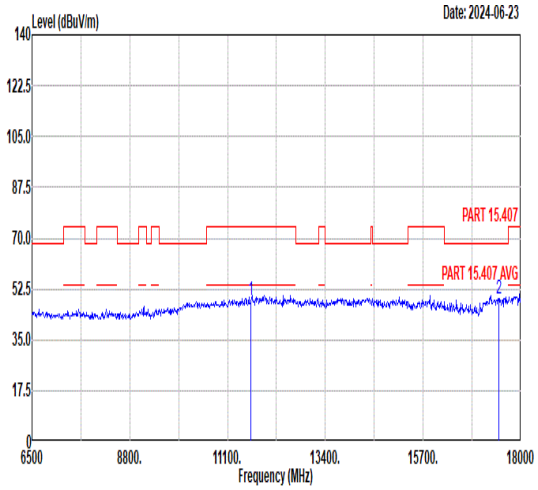 Freq Level Limit Line Margin Read Level Ant Factor Cable Loss Preamp Factor APos TPos Remark MHz dBuV/m dBuV/m dB dBuV dB/m dB dB cm deg 1 11650.00 48.71 74.00 -25.29 56.84 37.92 11.53 57.58 -- -- Peak 2 17475.00 49.27 68.30 -19.03 53.02 40.65 13.23 57.63 -- -- Peak	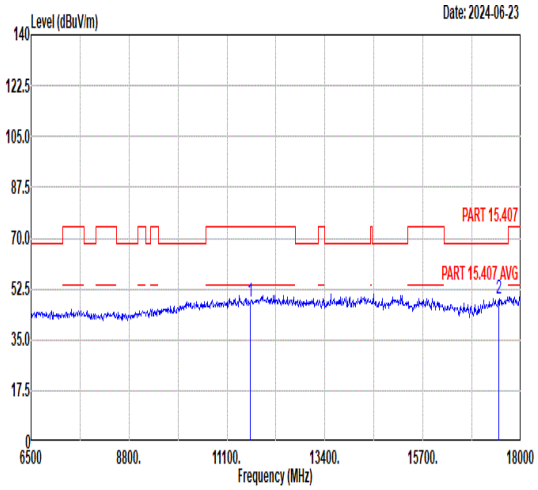 Freq Level Limit Line Margin Read Level Ant Factor Cable Loss Preamp Factor APos TPos Remark MHz dBuV/m dBuV/m dB dBuV dB/m dB dB cm deg 1 11650.00 47.92 74.00 -26.08 56.05 37.92 11.53 57.58 -- -- Peak 2 17475.00 49.12 68.30 -19.18 52.87 40.65 13.23 57.63 -- -- Peak

Mode	41	
	Band Edge - L	
	U-NII-3_5.725-5.85_802.11ac VHT40_CH151_5755MHz	
ANT	6	
Pol.	Horizontal	Fundamental
Peak	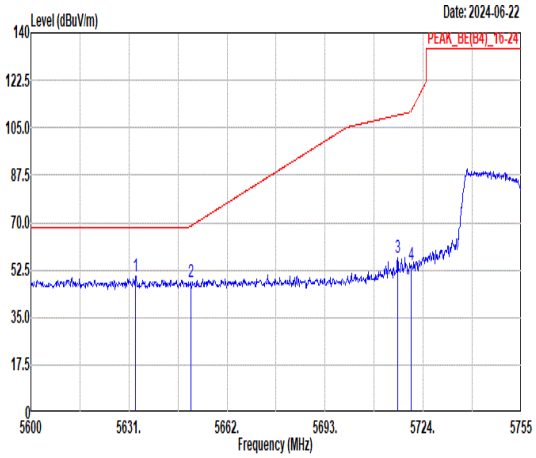 Freq Level Limit Line Margin Read Level Ant Factor Cable Loss Preamp Factor APos TPos Remark MHz dBuV/m dBuV/m dB dBuV dB/m dB dB cm deg 1 5633.17 50.28 68.30 -18.02 39.46 34.98 8.34 32.50 100 119 PEAK 2 5650.53 48.01 68.69 -20.68 37.12 34.99 8.40 32.50 100 119 PEAK 3 5715.94 56.83 109.66 -52.83 45.66 35.03 8.64 32.50 100 119 PEAK 4 5720.13 54.38 111.09 -56.71 43.19 35.03 8.66 32.50 100 119 PEAK	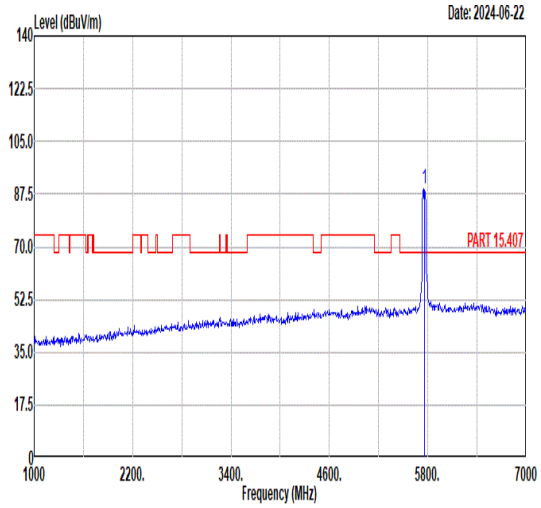 Freq Level Limit Line Margin Read Level Ant Factor Cable Loss Preamp Factor APos TPos Remark MHz dBuV/m dBuV/m dB dBuV dB/m dB dB cm deg 1 5755.00 89.12 ------ ------ 77.82 35.05 8.75 32.50 100 119 PEAK
Avg	Blank	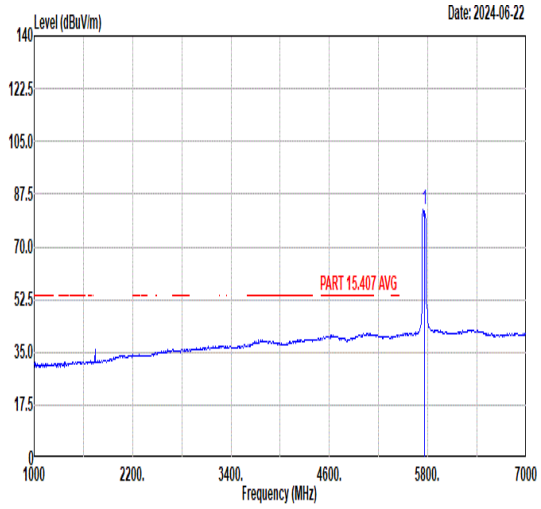 Freq Level Limit Line Margin Read Level Ant Factor Cable Loss Preamp Factor APos TPos Remark MHz dBuV/m dBuV/m dB dBuV dB/m dB dB cm deg 1 5755.00 82.36 ------ ------ 71.09 35.04 8.73 32.50 100 119 AVERAGE

Mode	41	
	Band Edge - R	
	U-NII-3_5.725-5.85_802.11ac VHT40_CH151_5755MHz	
ANT	6	
Pol.	Horizontal	Fundamental
Peak	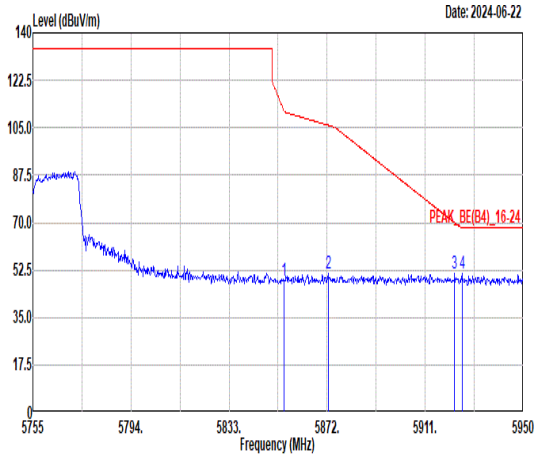 Freq Level Limit Line Margin Read Level Ant Factor Cable Loss Preamp Factor APos TPos Remark MHz dBuV/m dBuV/m dB dBuV dB/m dB dB cm deg 1 5854.84 48.81 111.17 -62.36 37.33 35.11 8.87 32.50 100 119 PEAK 2 5872.39 51.25 105.93 -54.68 39.78 35.12 8.85 32.50 100 119 PEAK 3 5922.70 51.27 69.89 -18.62 39.83 35.15 8.79 32.50 100 119 PEAK 4 5925.63 51.09 68.30 -17.21 39.64 35.16 8.79 32.50 100 119 PEAK	Blank

Mode	41	
	Band Edge - L	
	U-NII-3_5.725-5.85_802.11ac VHT40_CH151_5755MHz	
ANT	6	
Pol.	Vertical	Fundamental
Peak	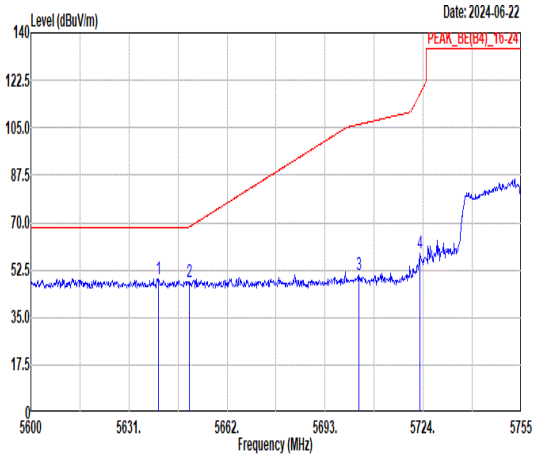 Freq Level Limit Line Margin Read Level Ant Factor Cable Loss Preamp Factor APos TPos Remark MHz dBuV/m dBuV/m dB dBuV dB/m dB dB cm deg 1 5640.30 49.22 68.30 -19.08 38.38 34.98 8.36 32.50 400 212 PEAK 2 5650.07 47.90 68.35 -20.45 37.01 34.99 8.40 32.50 400 212 PEAK 3 5703.70 50.51 106.24 -55.73 39.39 35.02 8.60 32.50 400 212 PEAK 4 5723.07 58.41 117.80 -59.39 47.21 35.03 8.67 32.50 400 212 PEAK	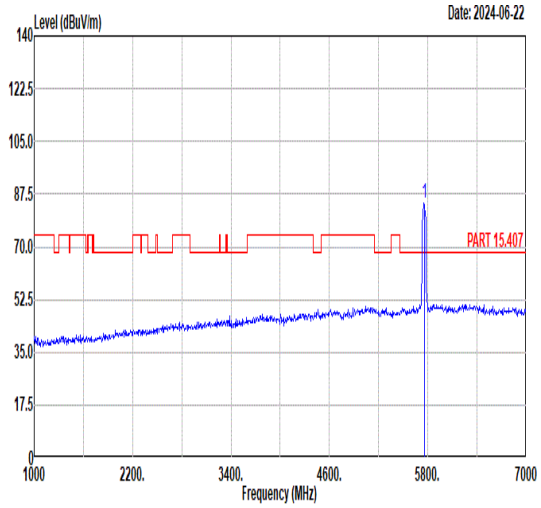 Freq Level Limit Line Margin Read Level Ant Factor Cable Loss Preamp Factor APos TPos Remark MHz dBuV/m dBuV/m dB dBuV dB/m dB dB cm deg 1 5755.00 84.39 ------ ------ 73.07 35.05 8.77 32.50 400 212 PEAK
Avg	Blank	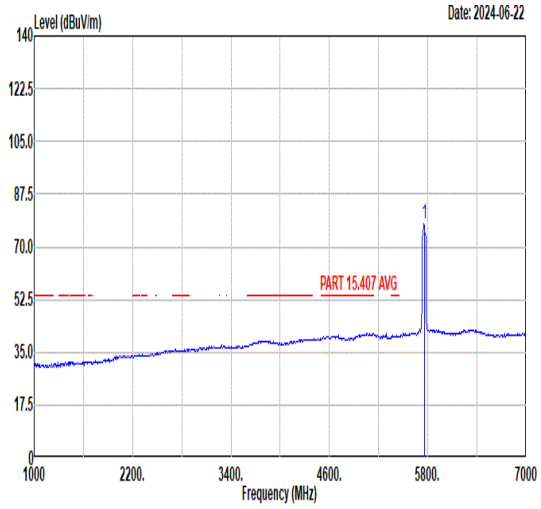 Freq Level Limit Line Margin Read Level Ant Factor Cable Loss Preamp Factor APos TPos Remark MHz dBuV/m dBuV/m dB dBuV dB/m dB dB cm deg 1 5755.00 77.70 ------ ------ 66.38 35.05 8.77 32.50 400 212 AVERAGE

Mode	41	
	Band Edge - R	
	U-NII-3_5.725-5.85_802.11ac VHT40_CH151_5755MHz	
ANT	6	
Pol.	Vertical	Fundamental
Peak	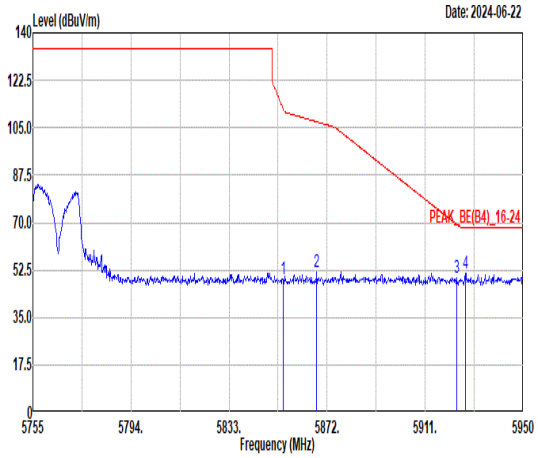 Freq Level Limit Line Margin Read Level Ant Factor Cable Loss Preamp Factor APos TPos Remark MHz dBuV/m dBuV/m dB dBuV dB/m dB dB cm deg 1 5854.45 49.01 112.05 -63.04 37.53 35.11 8.87 32.50 400 212 PEAK 2 5867.91 51.57 107.18 -55.61 40.09 35.12 8.86 32.50 400 212 PEAK 3 5923.48 49.54 69.32 -19.78 38.10 35.15 8.79 32.50 400 212 PEAK 4 5926.99 51.21 68.30 -17.09 39.76 35.16 8.79 32.50 400 212 PEAK	Blank

Mode	41	
	Harmonic	
	U-NII-3_5.725-5.85_802.11ac VHT40_CH151_5755MHz	
ANT	6	
Pol.	Horizontal	Vertical
Peak Avg	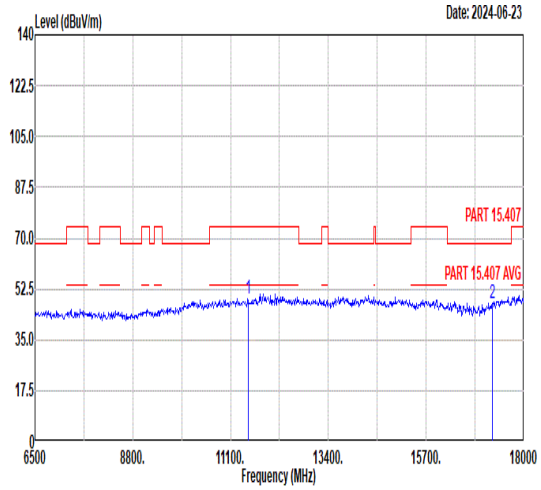 Freq Level Limit Line Margin Read Level Ant Factor Cable Loss Preamp Factor APos TPos Remark MHz dBuV/m dBuV/m dB dBuV dB/m dB dB cm deg 1 11510.00 49.10 74.00 -24.90 57.58 37.80 11.46 57.74 -- -- Peak 2 17265.00 47.46 68.30 -20.84 51.89 40.32 13.18 57.93 -- -- Peak	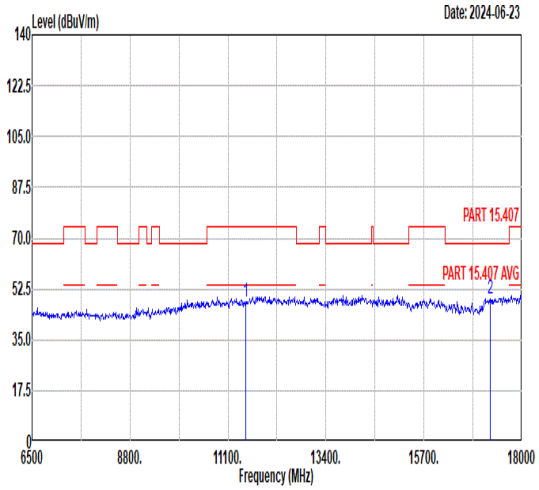 Freq Level Limit Line Margin Read Level Ant Factor Cable Loss Preamp Factor APos TPos Remark MHz dBuV/m dBuV/m dB dBuV dB/m dB dB cm deg 1 11510.00 48.10 74.00 -25.90 56.58 37.80 11.46 57.74 -- -- Peak 2 17265.00 48.95 68.30 -19.35 53.38 40.32 13.18 57.93 -- -- Peak

Mode	42	
	Band Edge - L	
	U-NII-3_5.725-5.85_802.11ac VHT40_CH159_5795MHz	
ANT	6	
Pol.	Horizontal	Fundamental
Peak	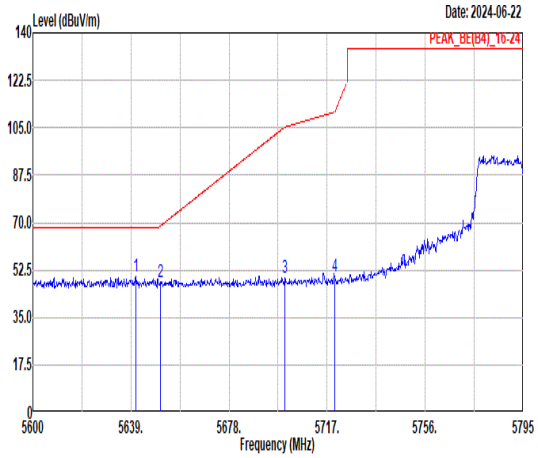 Freq Level Limit Line Margin Read Level Ant Factor Cable Loss Preamp Factor APos TPos Remark MHz dBuV/m dBuV/m dB dBuV dB/m dB dB cm deg 1 5640.95 50.16 68.30 -18.14 39.32 34.98 8.36 32.50 200 182 PEAK 2 5650.70 48.12 68.82 -20.70 37.23 34.99 8.40 32.50 200 182 PEAK 3 5700.04 49.76 105.21 -55.45 38.66 35.02 8.58 32.50 200 182 PEAK 4 5720.12 50.36 111.07 -60.71 39.17 35.03 8.66 32.50 200 182 PEAK	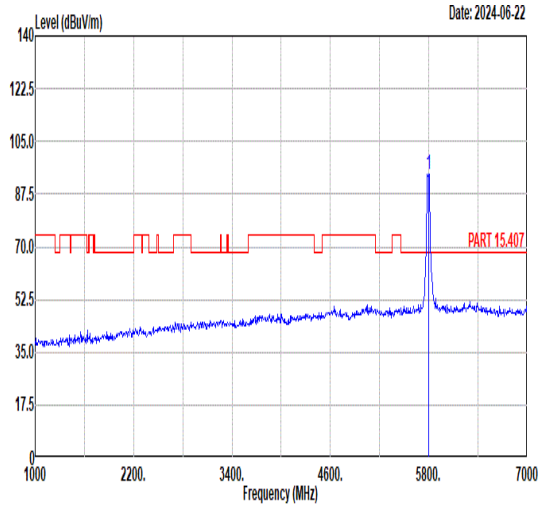 Freq Level Limit Line Margin Read Level Ant Factor Cable Loss Preamp Factor APos TPos Remark MHz dBuV/m dBuV/m dB dBuV dB/m dB dB cm deg 1 5795.00 94.20 ------ ------ 82.75 35.07 8.88 32.50 200 182 PEAK
Avg	Blank	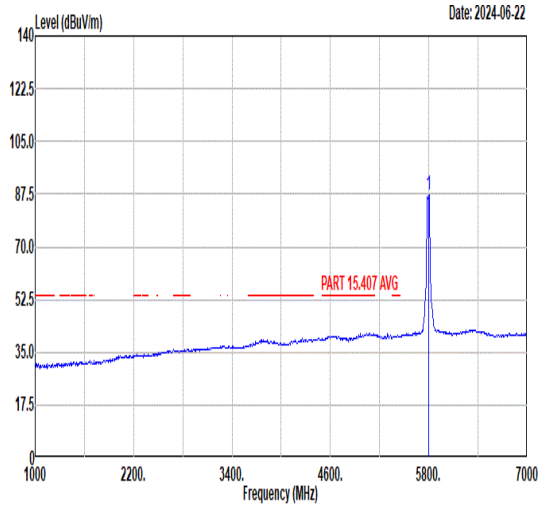 Freq Level Limit Line Margin Read Level Ant Factor Cable Loss Preamp Factor APos TPos Remark MHz dBuV/m dBuV/m dB dBuV dB/m dB dB cm deg 1 5795.00 87.38 ------ ------ 75.87 35.08 8.93 32.50 200 182 AVERAGE

Mode	42	
	Band Edge - R	
	U-NII-3_5.725-5.85_802.11ac VHT40_CH159_5795MHz	
ANT	6	
Pol.	Horizontal	Fundamental
Peak	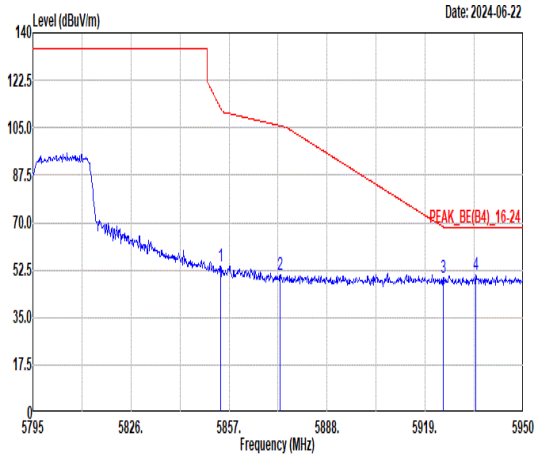 Limit Read Ant Cable Preamp APos TPos Freq Level Line Margin Level Factor Loss Factor Remark MHz dBuV/m dBuV/m dB dBuV dB/m dB dB cm deg 1 5854.37 54.05 112.25 -58.20 42.57 35.11 8.87 32.50 200 182 PEAK 2 5873.12 50.77 105.73 -54.96 39.30 35.12 8.85 32.50 200 182 PEAK 3 5924.74 49.86 68.40 -18.54 38.41 35.16 8.79 32.50 200 182 PEAK 4 5934.97 50.92 68.30 -17.38 39.48 35.16 8.78 32.50 200 182 PEAK	Blank

Mode	42	
	Band Edge - L	
	U-NII-3_5.725-5.85_802.11ac VHT40_CH159_5795MHz	
ANT	6	
Pol.	Vertical	Fundamental
Peak	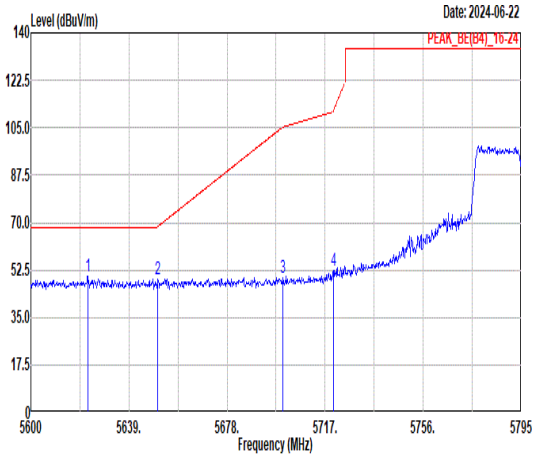 Freq Level Limit Line Margin Read Level Ant Factor Cable Loss Preamp Factor APos TPos Remark MHz dBuV/m dBuV/m dB dBuV dB/m dB dB cm deg 1 5622.62 50.42 68.30 -17.88 39.65 34.97 8.30 32.50 200 0 PEAK 2 5650.51 49.10 68.67 -19.57 38.21 34.99 8.40 32.50 200 0 PEAK 3 5700.23 49.84 105.26 -55.42 38.74 35.02 8.58 32.50 200 0 PEAK 4 5720.32 52.41 111.52 -59.11 41.22 35.03 8.66 32.50 200 0 PEAK	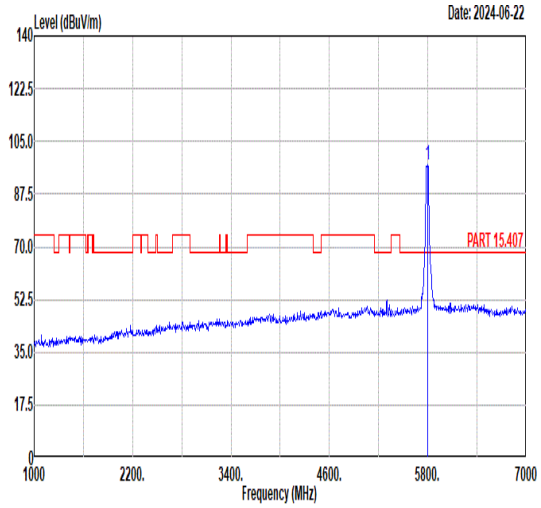 Freq Level Limit Line Margin Read Level Ant Factor Cable Loss Preamp Factor APos TPos Remark MHz dBuV/m dBuV/m dB dBuV dB/m dB dB cm deg 1 5795.00 97.29 ------ ------ 85.78 35.08 8.93 32.50 200 0 PEAK
Avg	Blank	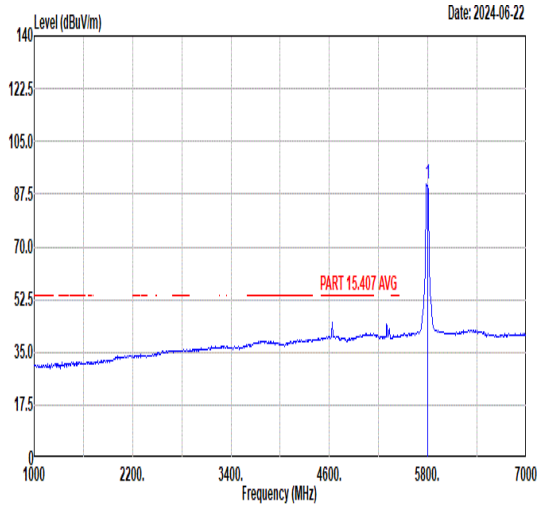 Freq Level Limit Line Margin Read Level Ant Factor Cable Loss Preamp Factor APos TPos Remark MHz dBuV/m dBuV/m dB dBuV dB/m dB dB cm deg 1 5795.00 90.78 ------ ------ 79.36 35.06 8.86 32.50 200 0 AVERAGE

Mode	42	
	Band Edge - R	
	U-NII-3_5.725-5.85_802.11ac VHT40_CH159_5795MHz	
ANT	6	
Pol.	Vertical	Fundamental
Peak	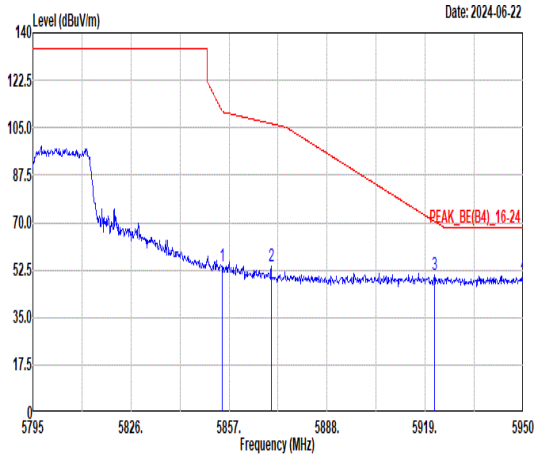 Freq Level Limit Line Margin Read Level Ant Factor Cable Loss Preamp Factor APos TPos Remark MHz dBuV/m dBuV/m dB dBuV dB/m dB dB cm deg 1 5854.83 53.99 111.19 -57.20 42.51 35.11 8.87 32.50 200 0 PEAK 2 5870.33 53.89 106.51 -52.62 42.42 35.12 8.85 32.50 200 0 PEAK 3 5921.95 50.80 70.45 -19.65 39.36 35.15 8.79 32.50 200 0 PEAK 4 5950.00 50.65 68.30 -17.65 39.22 35.17 8.76 32.50 200 0 PEAK	Blank

Mode	42	
	Harmonic	
	U-NII-3_5.725-5.85_802.11ac VHT40_CH159_5795MHz	
ANT	6	
Pol.	Horizontal	Vertical
Peak Avg	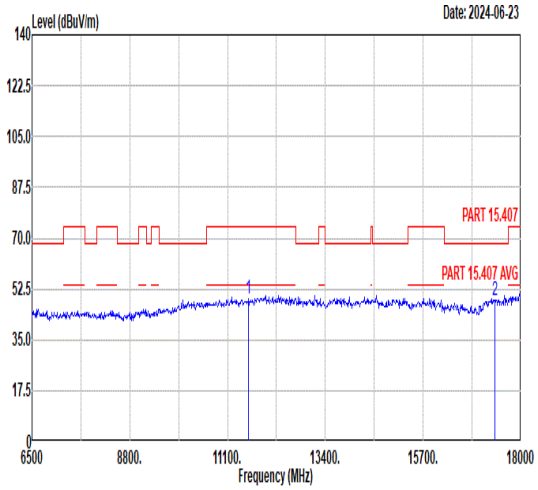 Freq Level Limit Line Margin Read Level Ant Factor Cable Loss Preamp Factor APos TPos Remark MHz dBuV/m dBuV/m dB dBuV dB/m dB dB cm deg 1 11590.00 49.27 74.00 -24.73 57.55 37.87 11.50 57.65 -- -- Peak 2 17385.00 48.85 68.30 -19.45 52.89 40.51 13.21 57.76 -- -- Peak	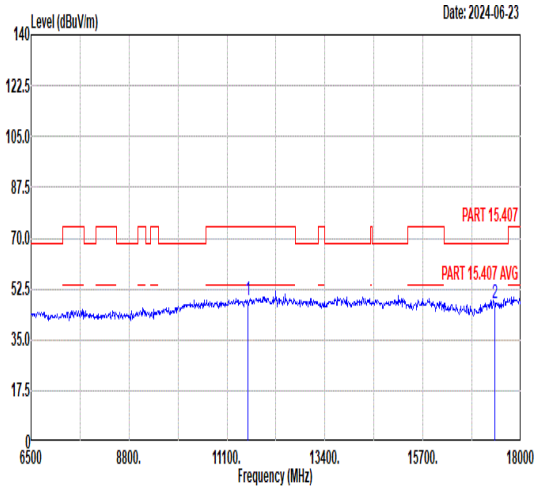 Freq Level Limit Line Margin Read Level Ant Factor Cable Loss Preamp Factor APos TPos Remark MHz dBuV/m dBuV/m dB dBuV dB/m dB dB cm deg 1 11590.00 48.50 74.00 -25.50 56.78 37.87 11.50 57.65 -- -- Peak 2 17385.00 47.67 68.30 -20.63 51.71 40.51 13.21 57.76 -- -- Peak

Mode	43	
	Band Edge - L	
	U-NII-3_5.725-5.85_802.11ac VHT80_CH155_5775MHz	
ANT	6	
Pol.	Horizontal	Fundamental
Peak	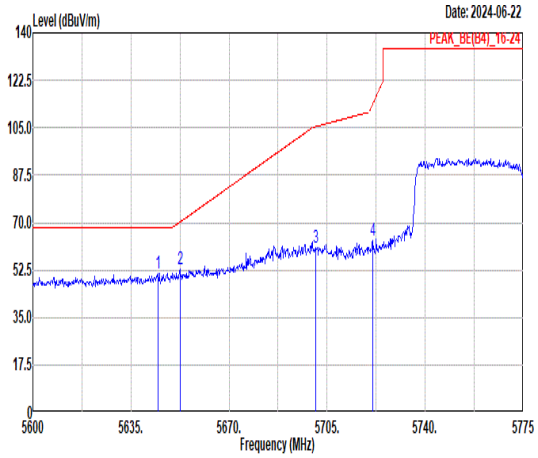 Freq Level Limit Line Margin Read Level Ant Factor Cable Loss Preamp Factor APos TPos Remark MHz dBuV/m dBuV/m dB dBuV dB/m dB dB cm deg 1 5644.63 51.36 68.30 -16.94 40.50 34.98 8.38 32.50 231 0 PEAK 2 5652.50 52.64 70.15 -17.51 41.74 34.99 8.41 32.50 231 0 PEAK 3 5700.98 60.90 105.47 -44.57 49.79 35.02 8.59 32.50 231 0 PEAK 4 5721.28 63.44 113.71 -50.27 52.25 35.03 8.66 32.50 231 0 PEAK	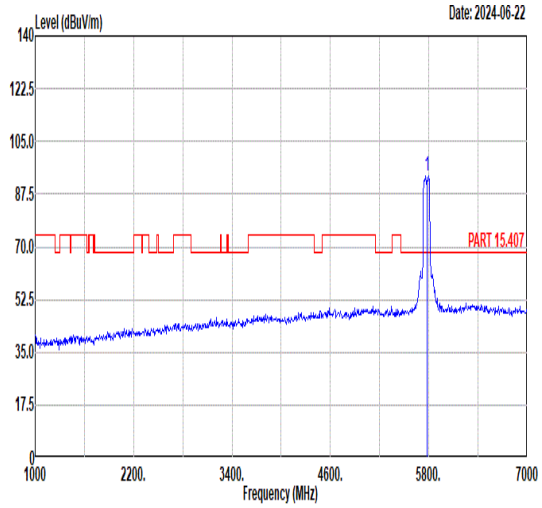 Freq Level Limit Line Margin Read Level Ant Factor Cable Loss Preamp Factor APos TPos Remark MHz dBuV/m dBuV/m dB dBuV dB/m dB dB cm deg 1 5775.00 93.73 ------ ------ 82.21 35.08 8.94 32.50 231 0 PEAK
Avg	Blank	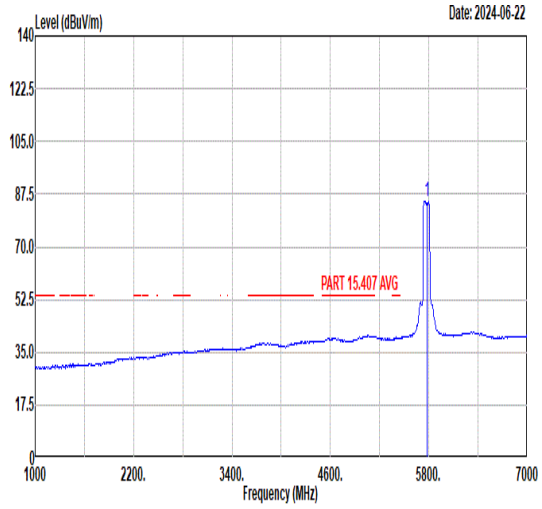 Freq Level Limit Line Margin Read Level Ant Factor Cable Loss Preamp Factor APos TPos Remark MHz dBuV/m dBuV/m dB dBuV dB/m dB dB cm deg 1 5775.00 85.27 ------ ------ 73.95 35.05 8.77 32.50 231 0 AVERAGE

Mode	43	
	Band Edge - R	
	U-NII-3_5.725-5.85_802.11ac VHT80_CH155_5775MHz	
ANT	6	
Pol.	Horizontal	Fundamental
Peak	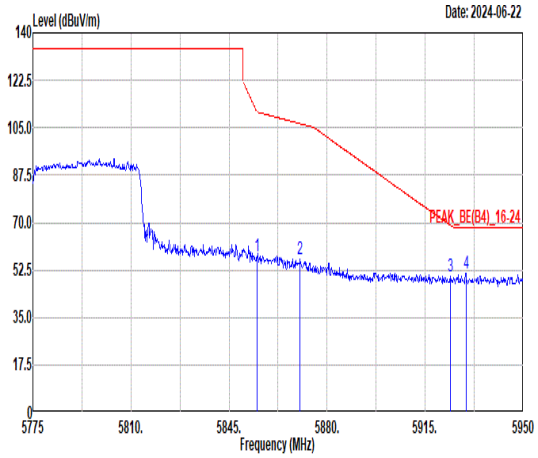 Freq / Level / Limit Line / Margin / Read Level / Ant Factor / Cable Loss / Preamp Factor / APos / TPos / Remark MHz / dBuV/m / dBuV/m / dB / dBuV / dB/m / dB / dB / cm / deg 1 5854.98 57.77 110.86 -53.09 46.29 35.11 8.87 32.50 231 0 PEAK 2 5870.38 56.51 106.49 -49.98 45.04 35.12 8.85 32.50 231 0 PEAK 3 5924.10 50.35 68.86 -18.51 38.90 35.16 8.79 32.50 231 0 PEAK 4 5929.53 51.22 68.30 -17.08 39.78 35.16 8.78 32.50 231 0 PEAK	Blank

Mode	43	
	Band Edge - L	
	U-NII-3_5.725-5.85_802.11ac VHT80_CH155_5775MHz	
ANT	6	
Pol.	Vertical	Fundamental
Peak	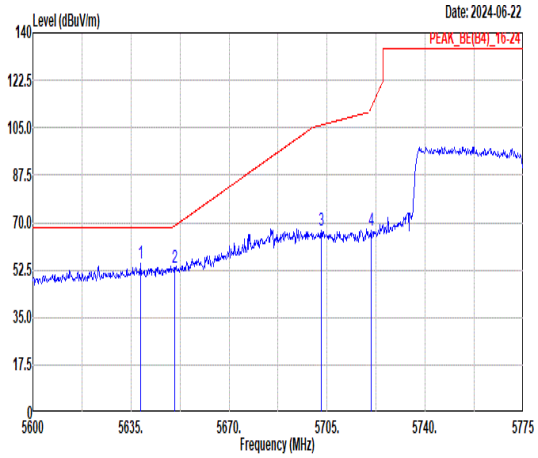 Freq Level Limit Line Margin Read Level Ant Factor Cable Loss Preamp Factor APos TPos Remark MHz dBuV/m dBuV/m dB dBuV dB/m dB dB cm deg 1 5638.50 54.85 68.30 -13.45 44.02 34.98 8.35 32.50 221 72 PEAK 2 5650.58 53.44 68.73 -15.29 42.55 34.99 8.40 32.50 221 72 PEAK 3 5702.90 66.86 106.01 -39.15 55.75 35.02 8.59 32.50 221 72 PEAK 4 5720.75 66.96 112.51 -45.55 55.77 35.03 8.66 32.50 221 72 PEAK	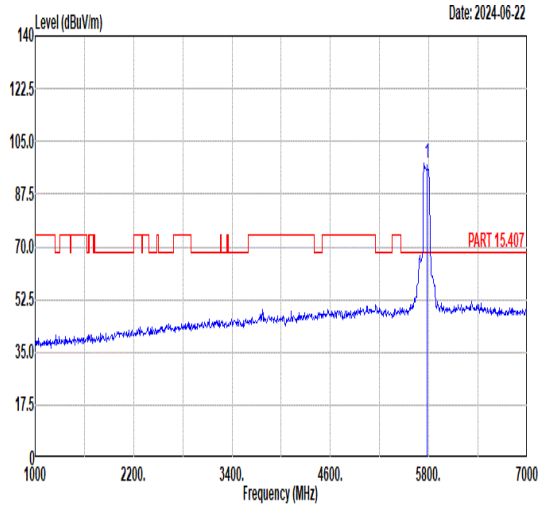 Freq Level Limit Line Margin Read Level Ant Factor Cable Loss Preamp Factor APos TPos Remark MHz dBuV/m dBuV/m dB dBuV dB/m dB dB cm deg 1 5775.00 97.87 ------ ------ 86.60 35.04 8.73 32.50 221 72 PEAK
Avg	Blank	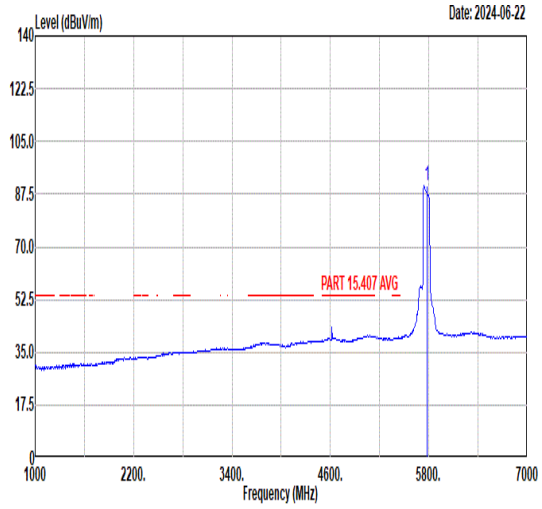 Freq Level Limit Line Margin Read Level Ant Factor Cable Loss Preamp Factor APos TPos Remark MHz dBuV/m dBuV/m dB dBuV dB/m dB dB cm deg 1 5775.00 90.27 ------ ------ 79.00 35.04 8.73 32.50 221 72 AVERAGE

Mode	43	
	Band Edge - R	
	U-NII-3_5.725-5.85_802.11ac VHT80_CH155_5775MHz	
ANT	6	
Pol.	Vertical	Fundamental
Peak	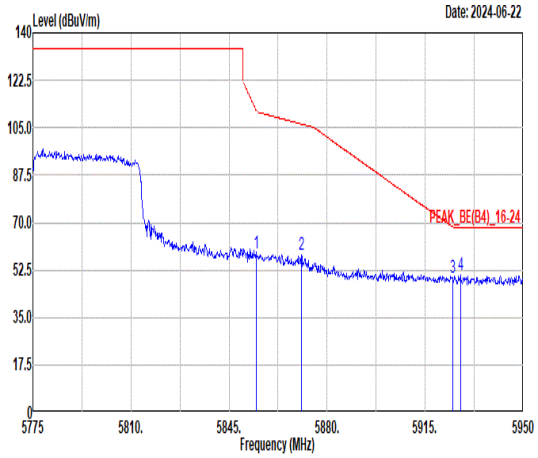 Freq Level Limit Line Margin Read Level Ant Factor Cable Loss Preamp Factor APos TPos Remark MHz dBuV/m dBuV/m dB dBuV dB/m dB dB cm deg 1 5854.80 58.83 111.26 -52.43 47.35 35.11 8.87 32.50 221 72 PEAK 2 5870.73 57.87 106.40 -48.53 46.40 35.12 8.85 32.50 221 72 PEAK 3 5924.80 49.88 68.35 -18.47 38.43 35.16 8.79 32.50 221 72 PEAK 4 5927.60 50.60 68.30 -17.70 39.15 35.16 8.79 32.50 221 72 PEAK	Blank

Mode	43	
	Harmonic	
	U-NII-3_5.725-5.85_802.11ac VHT80_CH155_5775MHz	
ANT	6	
Pol.	Horizontal	Vertical
Peak Avg	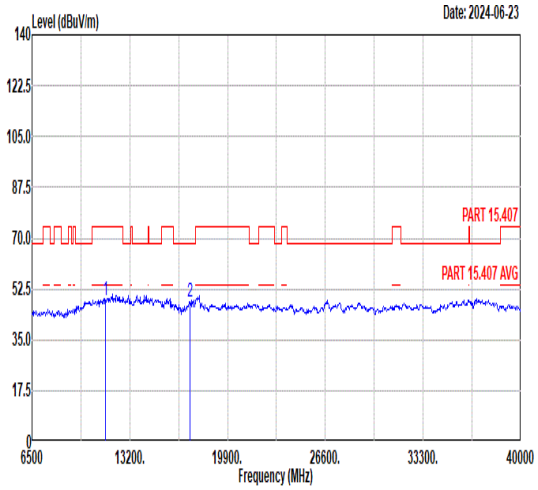 Freq Level Limit Line Margin Read Level Ant Factor Cable Loss Preamp Factor APos TPos Remark MHz dBuV/m dBuV/m dB dBuV dB/m dB dB cm deg 1 11550.00 48.42 74.00 -25.58 56.79 37.84 11.48 57.69 -- -- Peak 2 17325.00 48.05 68.30 -20.25 52.29 40.41 13.19 57.84 -- -- Peak	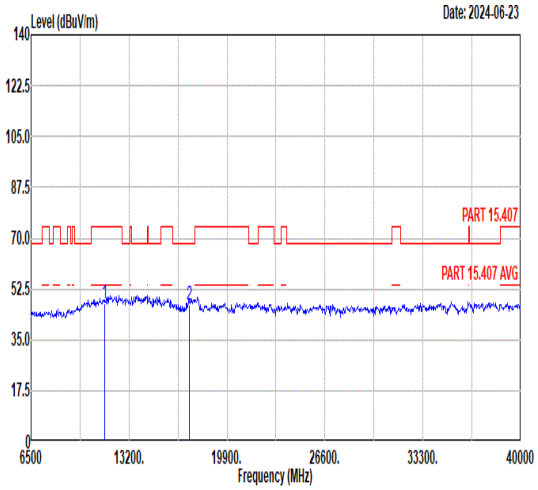 Freq Level Limit Line Margin Read Level Ant Factor Cable Loss Preamp Factor APos TPos Remark MHz dBuV/m dBuV/m dB dBuV dB/m dB dB cm deg 1 11550.00 47.78 74.00 -26.22 56.15 37.84 11.48 57.69 -- -- Peak 2 17325.00 47.15 68.30 -21.15 51.39 40.41 13.19 57.84 -- -- Peak

Mode	44	
	LF	
	U-NII-3_5.725-5.85_802.11a_CH157_5785MHz	
ANT	6	
Pol.	Horizontal	Vertical
QP/ Peak	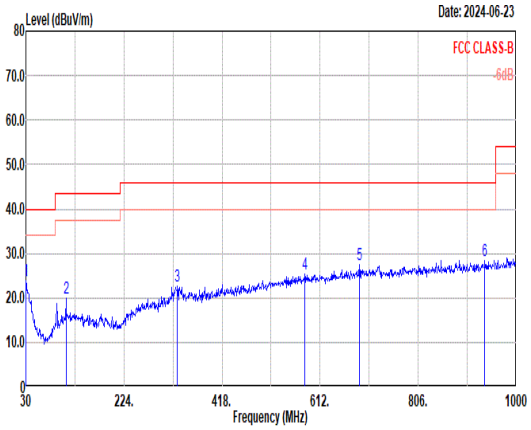	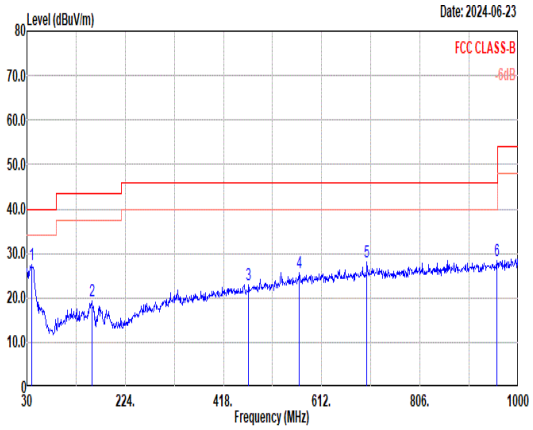

	Freq	Level	Limit Line	Margin	Read Level	Ant Factor	Cable Loss	Preamp Factor	APos	TPos	Remark
	MHz	dBuV/m	dBuV/m	dB	dBuV	dB/m	dB	dB	cm	deg	
1	30.00	23.86	40.00	-16.14	40.50	17.56	0.54	34.74	--	--	Peak
2	109.54	20.03	43.50	-23.47	38.02	15.68	1.11	34.78	--	--	Peak
3	329.73	22.69	46.00	-23.31	35.63	19.78	1.88	34.60	--	--	Peak
4	581.93	25.35	46.00	-20.65	31.94	25.40	2.57	34.56	--	--	Peak
5	689.60	27.58	46.00	-18.42	32.29	26.92	2.79	34.42	--	--	Peak
6	937.92	28.43	46.00	-17.57	30.01	29.49	3.23	34.30	--	--	Peak

	Freq	Level	Limit Line	Margin	Read Level	Ant Factor	Cable Loss	Preamp Factor	APos	TPos	Remark
	MHz	dBuV/m	dBuV/m	dB	dBuV	dB/m	dB	dB	cm	deg	
1	39.70	27.44	40.00	-12.56	42.43	19.28	0.63	34.90	--	--	Peak
2	158.04	19.43	43.50	-24.07	34.31	18.51	1.31	34.70	--	--	Peak
3	467.47	22.87	46.00	-23.13	32.13	22.96	2.28	34.50	--	--	Peak
4	567.38	25.81	46.00	-20.19	32.96	24.85	2.53	34.53	--	--	Peak
5	701.24	27.96	46.00	-18.04	32.44	27.11	2.81	34.40	--	--	Peak
6	957.32	28.33	46.00	-17.67	29.55	29.80	3.27	34.29	--	--	Peak

Mode	45
	Band Edge - L
	Co-location _5.47-5.725_802.11ac VHT40_CH102_5510MHz+Bluetooth-LE_GSFK_Ch39_2480 MHz+LTE Band41
ANT	6

Pol.	Horizontal	Fundamental
Peak	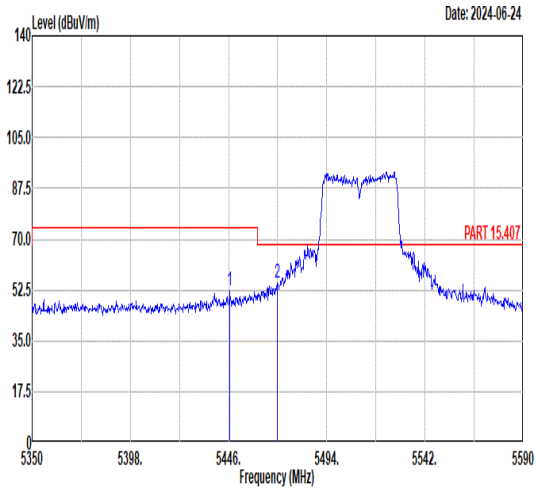 Freq Level Limit Line Margin Read Level Ant Factor Cable Loss Preamp Factor APos TPos Remark MHz dBuV/m dBuV/m dB dBuV dB/m dB dB cm deg 1 5446.72 52.06 74.00 -21.94 41.30 34.85 8.43 32.52 241 156 Peak 2 5469.76 54.80 68.30 -13.50 44.04 34.87 8.40 32.51 241 156 Peak	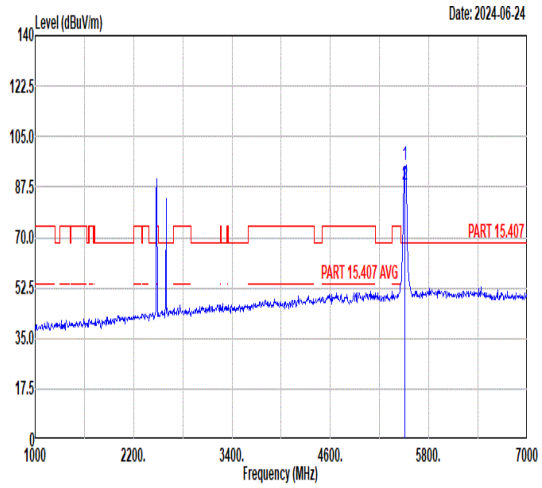 Freq Level Limit Line Margin Read Level Ant Factor Cable Loss Preamp Factor APos TPos Remark MHz dBuV/m dBuV/m dB dBuV dB/m dB dB cm deg 1 5510.00 95.24 ------ ------ 84.50 34.90 8.34 32.50 241 156 Peak 2 5510.00 88.32 ------ ------ 77.58 34.90 8.34 32.50 241 156 Average
Avg	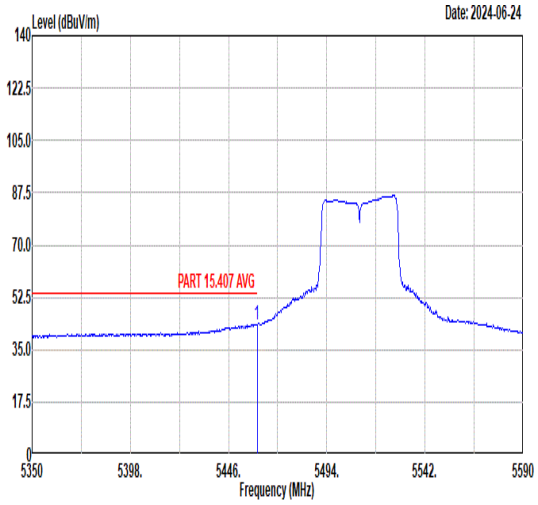 Freq Level Limit Line Margin Read Level Ant Factor Cable Loss Preamp Factor APos TPos Remark MHz dBuV/m dBuV/m dB dBuV dB/m dB dB cm deg 1 5459.92 43.57 54.00 -10.43 32.81 34.86 8.41 32.51 241 156 Average	Blank

Mode	45	
	Band Edge - R	
	Co-location _5.47-5.725_802.11ac VHT40_CH102_5510MHz+Bluetooth-LE_GSFK_Ch39_2480 MHz+LTE Band41	
ANT	6	
Pol.	Horizontal	Fundamental
Peak	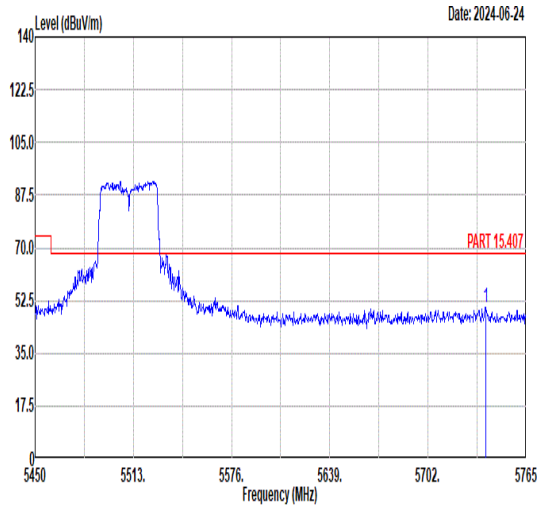 Freq Level Limit Line Margin Read Level Ant Factor Cable Loss Preamp Factor APos TPos Remark MHz dBuV/m dBuV/m dB dBuV dB/m dB dB cm deg 1 5738.86 50.34 68.30 -17.96 39.07 35.04 8.73 32.50 241 156 Peak	Blank

Mode	45	
	Band Edge - L	
	Co-location _5.47-5.725_802.11ac VHT40_CH102_5510MHz+Bluetooth-LE_GSFK_Ch39_2480 MHz+LTE Band41	
ANT	6	
Pol.	Vertical	Fundamental
Peak	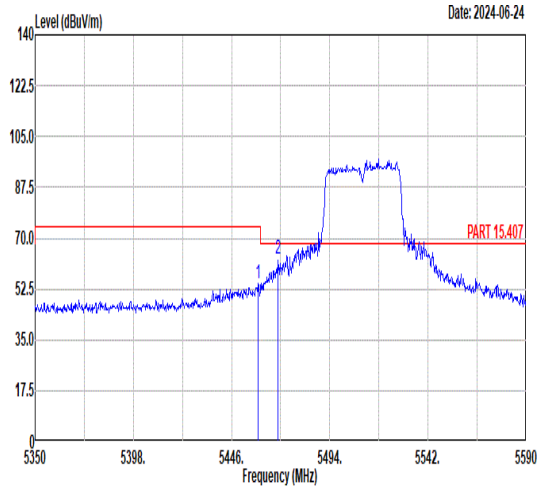 Freq Level Limit Line Margin Read Level Ant Factor Cable Loss Preamp Factor APos TPos Remark MHz dBuV/m dBuV/m dB dBuV dB/m dB dB cm deg 1 5458.96 54.25 74.00 -19.75 43.49 34.86 8.41 32.51 235 6 Peak 2 5468.56 62.93 68.30 -5.37 52.17 34.87 8.40 32.51 235 6 Peak	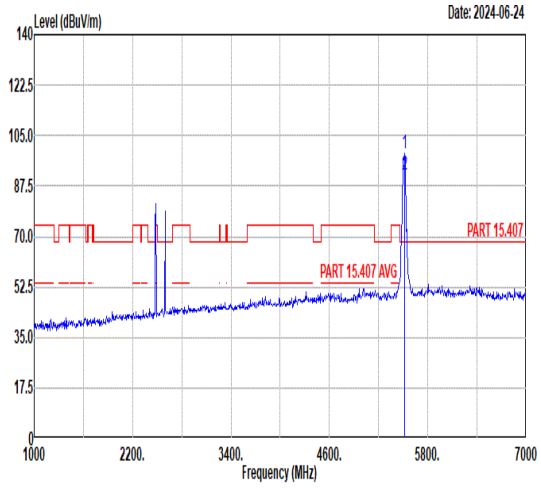 Freq Level Limit Line Margin Read Level Ant Factor Cable Loss Preamp Factor APos TPos Remark MHz dBuV/m dBuV/m dB dBuV dB/m dB dB cm deg 1 5518.00 98.65 ------ ------ 87.91 34.91 8.33 32.50 235 6 Peak 2 5518.00 91.16 ------ ------ 80.42 34.91 8.33 32.50 235 6 Average

Mode	45	
	Band Edge - R	
	Co-location _5.47-5.725_802.11ac VHT40_CH102_5510MHz+Bluetooth-LE_GSFK_Ch39_2480 MHz+LTE Band41	
ANT	6	
Pol.	Vertical	Fundamental
Peak	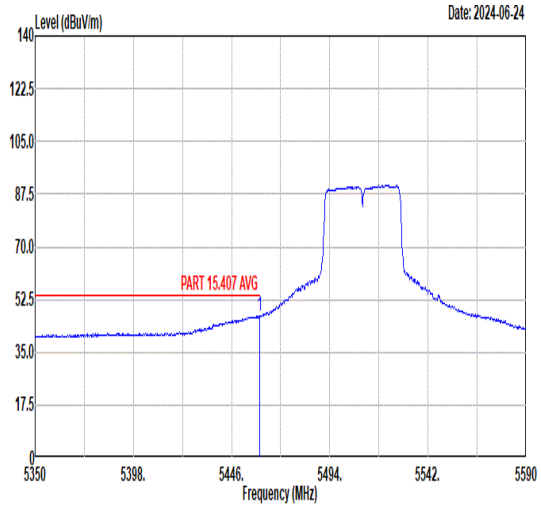 Freq Level Limit Line Margin Read Level Ant Factor Cable Loss Preamp Factor APos TPos Remark MHz dBuV/m dBuV/m dB dBuV dB/m dB dB cm deg 1 5459.68 47.20 54.00 -6.80 36.44 34.86 8.41 32.51 235 6 Peak	Blank

Mode	45	
	Band Edge	
	Co-location _5.47-5.725_802.11ac VHT40_CH102_5510MHz+Bluetooth-LE_GSFK_Ch39_2480 MHz+LTE Band41	
ANT	6	
Pol.	Horizontal	Fundamental
Peak	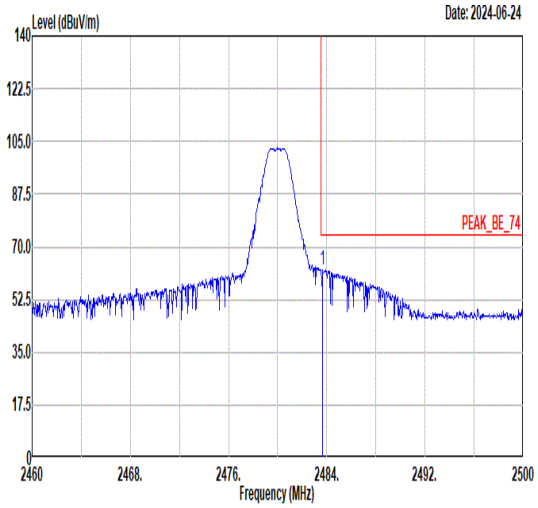 Freq Level Limit Line Margin Read Level Ant Factor Cable Loss Preamp Factor APos TPos Remark MHz dBuV/m dBuV/m dB dBuV dB/m dB dB cm deg 1 2483.64 62.44 74.00 -11.56 60.18 30.85 4.92 33.51 316 298 Peak	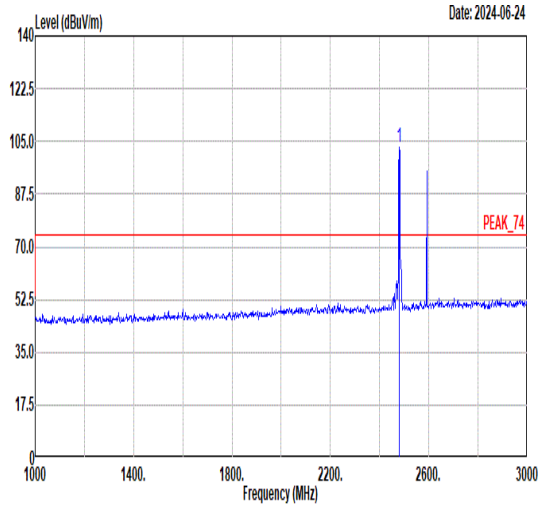 Freq Level Limit Line Margin Read Level Ant Factor Cable Loss Preamp Factor APos TPos Remark MHz dBuV/m dBuV/m dB dBuV dB/m dB dB cm deg 1 2480.00 103.03 ------ ------ 100.78 30.84 4.92 33.51 316 298 Peak
Avg	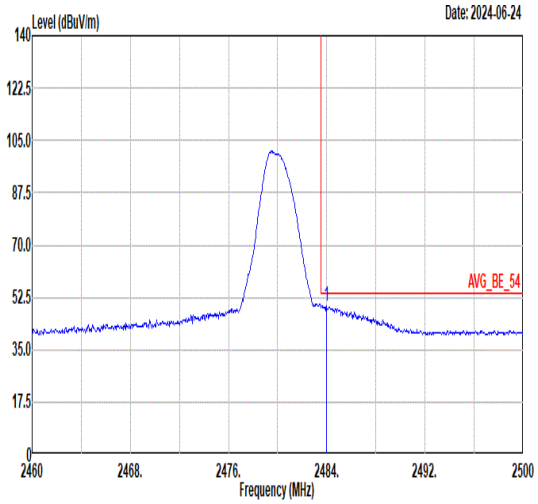 Freq Level Limit Line Margin Read Level Ant Factor Cable Loss Preamp Factor APos TPos Remark MHz dBuV/m dBuV/m dB dBuV dB/m dB dB cm deg 1 2483.96 49.59 54.00 -4.41 47.33 30.85 4.92 33.51 316 298 Average	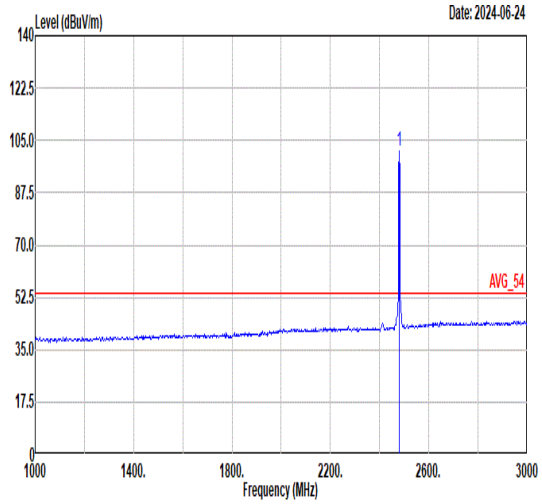 Freq Level Limit Line Margin Read Level Ant Factor Cable Loss Preamp Factor APos TPos Remark MHz dBuV/m dBuV/m dB dBuV dB/m dB dB cm deg 1 2480.00 101.48 ------ ------ 99.23 30.84 4.92 33.51 316 298 Average

Mode	45	
	Band Edge	
	Co-location _5.47-5.725_802.11ac VHT40_CH102_5510MHz+Bluetooth-LE_GSFK_Ch39_2480 MHz+LTE Band41	
ANT	6	
Pol.	Vertical	Fundamental
Peak	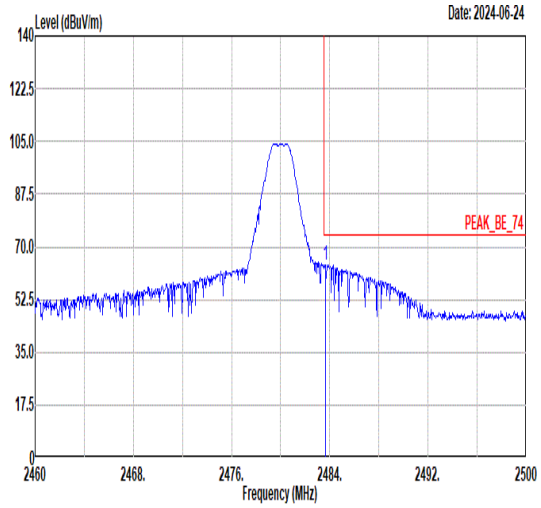 Freq Level Limit Line Margin Read Level Ant Factor Cable Loss Preamp Factor APos TPos Remark MHz dBuV/m dBuV/m dB dBuV dB/m dB dB cm deg 1 2483.64 64.16 74.00 -9.84 61.90 30.85 4.92 33.51 309 245 Peak	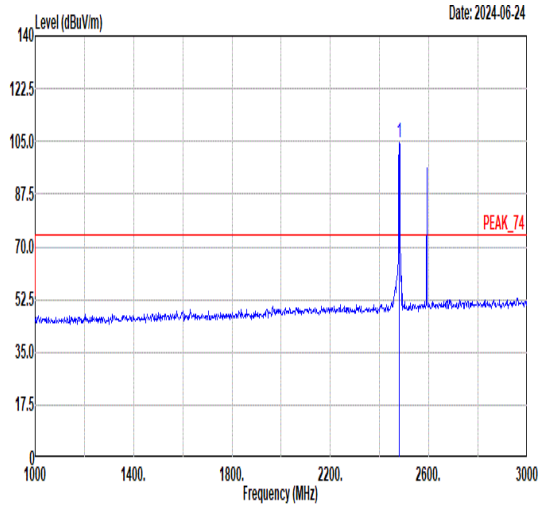 Freq Level Limit Line Margin Read Level Ant Factor Cable Loss Preamp Factor APos TPos Remark MHz dBuV/m dBuV/m dB dBuV dB/m dB dB cm deg 1 2480.00 104.49 ------ ------ 102.24 30.84 4.92 33.51 309 245 Peak
Avg	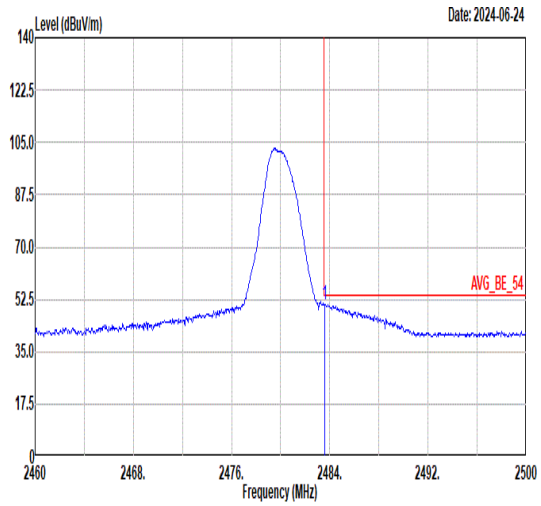 Freq Level Limit Line Margin Read Level Ant Factor Cable Loss Preamp Factor APos TPos Remark MHz dBuV/m dBuV/m dB dBuV dB/m dB dB cm deg 1 2483.60 50.81 54.00 -3.19 48.55 30.85 4.92 33.51 309 245 Average	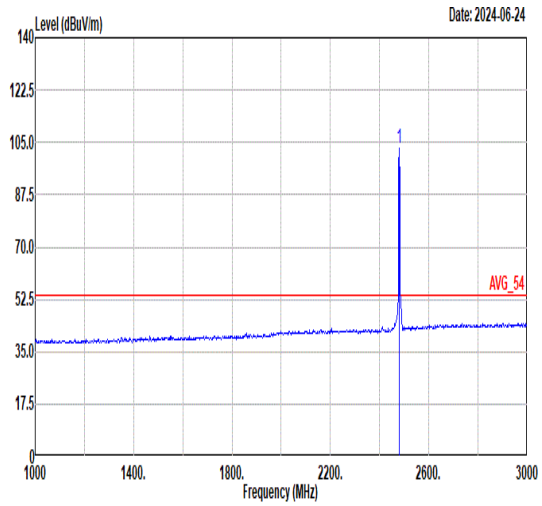 Freq Level Limit Line Margin Read Level Ant Factor Cable Loss Preamp Factor APos TPos Remark MHz dBuV/m dBuV/m dB dBuV dB/m dB dB cm deg 1 2480.00 103.10 ------ ------ 100.85 30.84 4.92 33.51 309 245 Average

Mode	45	
	Harmonic	
	Co-location _5.47-5.725_802.11ac VHT40_CH102_5510MHz+Bluetooth-LE_GSFK_Ch39_2480 MHz+LTE Band41	
ANT	6	
Pol.	Horizontal	Vertical
Peak Avg	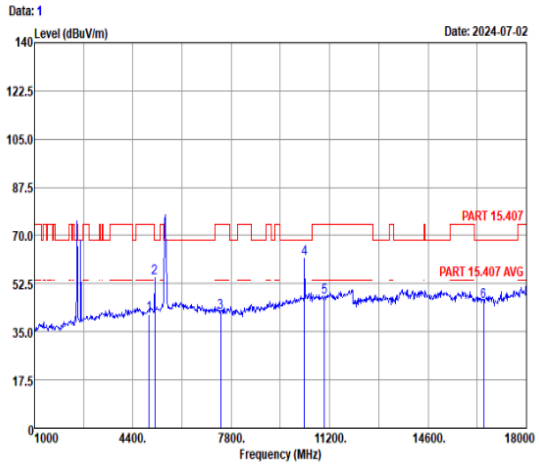 Freq Level Over Limit Limit Line ReadLevel Antenna Factor Cable Loss Preamp Factor A/Pos T/Pos Remark MHz dBuV/m dB dBuV/m dBuV dB/m dB dB cm deg 1 4960.00 41.19 -32.81 74.00 56.51 34.45 7.81 57.58 --- --- Peak 2 5165.00 54.42 -13.88 68.30 69.46 34.63 7.93 57.60 --- --- Peak 3 7440.00 42.09 -31.91 74.00 56.47 35.41 9.19 58.98 --- --- Peak 4 10336.00 61.71 -6.59 68.30 72.74 37.30 10.70 59.03 --- --- Peak 5 11020.00 47.59 -26.41 74.00 57.04 37.61 11.22 58.28 --- --- Peak 6 16530.00 46.11 -22.19 68.30 52.46 39.53 12.92 58.80 --- --- Peak	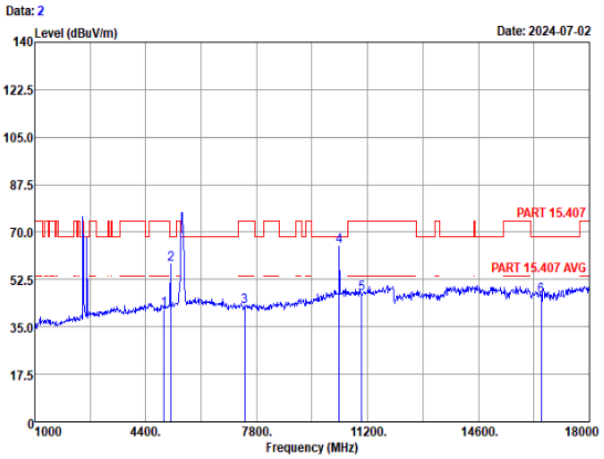 Freq Level Over Limit Limit Line ReadLevel Antenna Factor Cable Loss Preamp Factor A/Pos T/Pos Remark MHz dBuV/m dB dBuV/m dBuV dB/m dB dB cm deg 1 4960.00 41.32 -32.68 74.00 56.64 34.45 7.81 57.58 --- --- Peak 2 5168.00 57.94 -10.36 68.30 72.98 34.63 7.93 57.60 --- --- Peak 3 7440.00 42.31 -31.69 74.00 56.69 35.41 9.19 58.98 --- --- Peak 4 10336.00 64.72 -3.58 68.30 75.75 37.30 10.70 59.03 --- --- Peak 5 11020.00 47.17 -26.83 74.00 56.62 37.61 11.22 58.28 --- --- Peak 6 16530.00 46.39 -21.91 68.30 52.74 39.53 12.92 58.80 --- --- Peak

Note: the three highest signals over limit are BLE + 5G WLAN + LTE B48 co-location fundamental signals.

Mode	46	
	Band Edge	
	U-NII-2C_5.47-5.725_802.11ac VHT20_CH136_5680MHz	
ANT	6	
Pol.	Horizontal	Fundamental
Peak	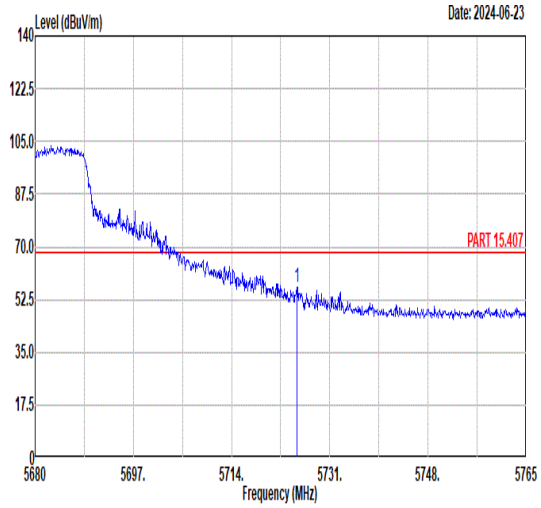 Freq Level Limit Line Margin Read Level Ant Factor Cable Loss Preamp Factor APos TPos Remark MHz dBuV/m dBuV/m dB dBuV dB/m dB dB cm deg 1 5725.31 56.49 68.30 -11.81 45.28 35.03 8.68 32.50 218 302 PEAK	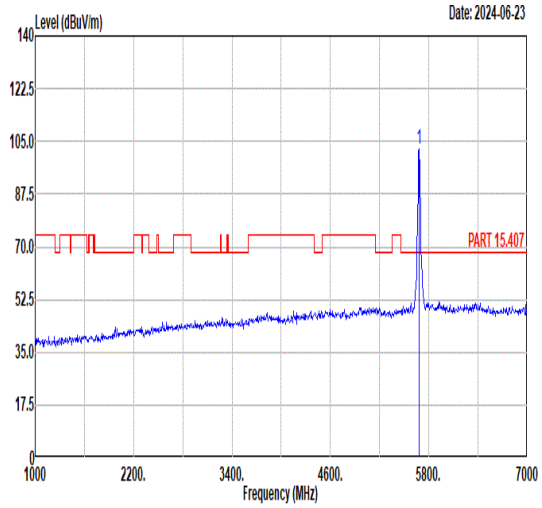 Freq Level Limit Line Margin Read Level Ant Factor Cable Loss Preamp Factor APos TPos Remark MHz dBuV/m dBuV/m dB dBuV dB/m dB dB cm deg 1 5680.00 102.34 ------ ------ 91.30 35.01 8.53 32.50 218 302 PEAK
Avg	Blank	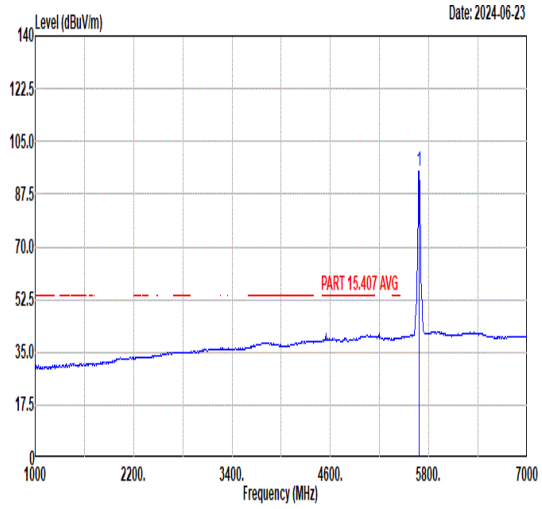 Freq Level Limit Line Margin Read Level Ant Factor Cable Loss Preamp Factor APos TPos Remark MHz dBuV/m dBuV/m dB dBuV dB/m dB dB cm deg 1 5680.00 95.30 ------ ------ 84.26 35.01 8.53 32.50 218 302 AVERAGE

Mode	46	
	Band Edge	
	U-NII-2C_5.47-5.725_802.11ac VHT20_CH136_5680MHz	
ANT	6	
Pol.	Vertical	Fundamental
Peak	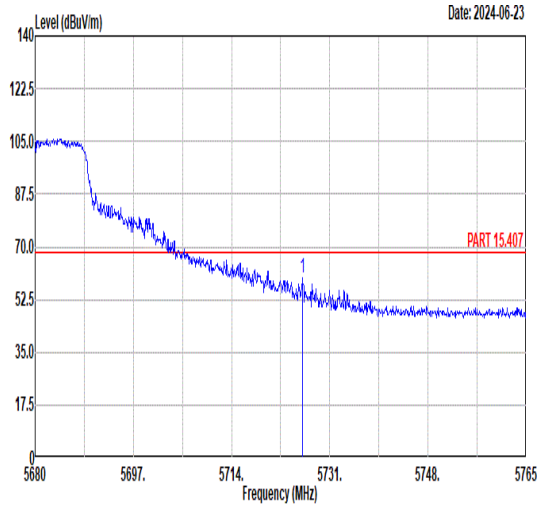 Freq Level Limit Line Margin Read Level Ant Factor Cable Loss Preamp Factor APos TPos Remark MHz dBuV/m dBuV/m dB dBuV dB/m dB dB cm deg 1 5726.24 59.54 68.30 -8.76 48.33 35.03 8.68 32.50 300 94 PEAK	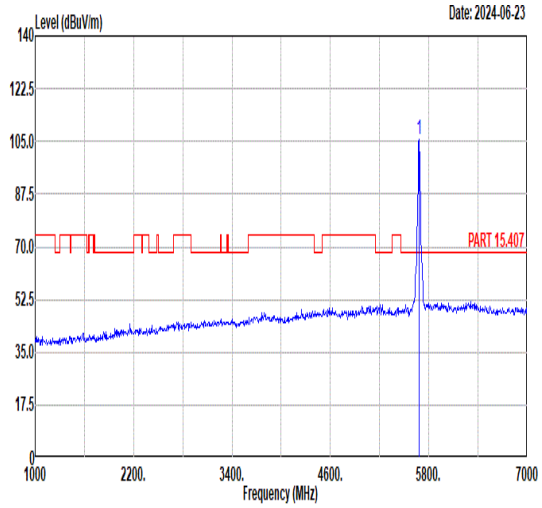 Freq Level Limit Line Margin Read Level Ant Factor Cable Loss Preamp Factor APos TPos Remark MHz dBuV/m dBuV/m dB dBuV dB/m dB dB cm deg 1 5680.00 105.89 ------ ------ 94.85 35.01 8.53 32.50 300 94 PEAK
Avg	Blank	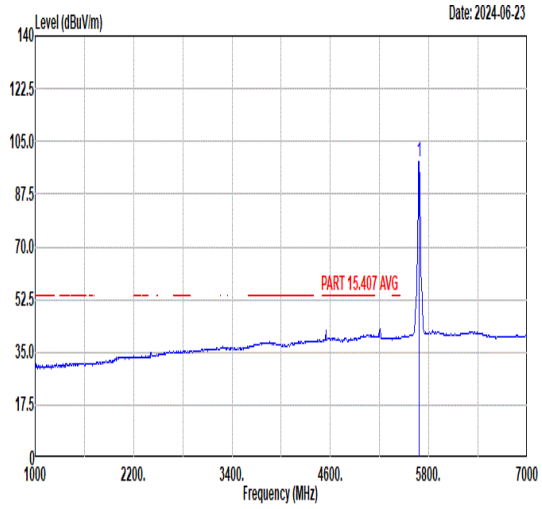 Freq Level Limit Line Margin Read Level Ant Factor Cable Loss Preamp Factor APos TPos Remark MHz dBuV/m dBuV/m dB dBuV dB/m dB dB cm deg 1 5680.00 98.19 ------ ------ 87.15 35.01 8.53 32.50 300 94 AVERAGE

Mode	47	
	Band Edge	
	U-NII-2C_5.47-5.725_802.11a_CH136_5680MHz	
ANT	6	
Pol.	Horizontal	Fundamental
Peak	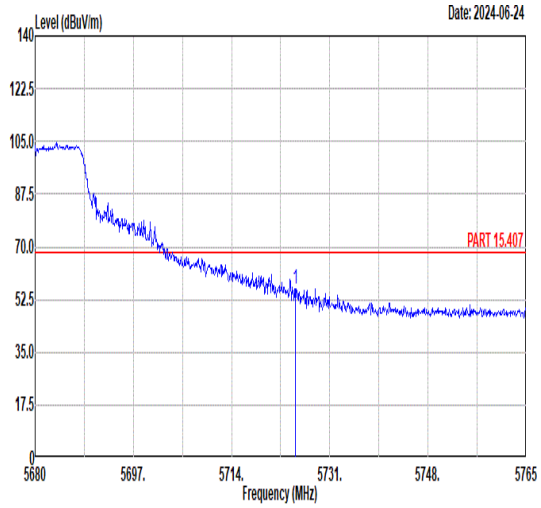 Freq Level Limit Line Margin Read Level Ant Factor Cable Loss Preamp Factor APos TPos Remark MHz dBuV/m dBuV/m dB dBuV dB/m dB dB cm deg 1 5725.05 56.21 68.30 -12.09 45.01 35.03 8.67 32.50 214 293 PEAK	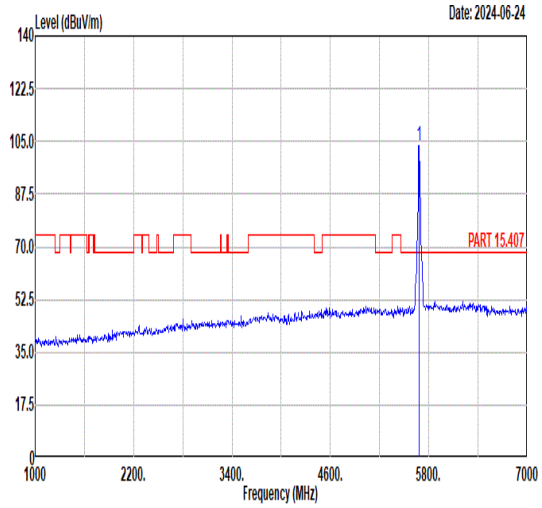 Freq Level Limit Line Margin Read Level Ant Factor Cable Loss Preamp Factor APos TPos Remark MHz dBuV/m dBuV/m dB dBuV dB/m dB dB cm deg 1 5680.00 103.40 ------ ------ 92.36 35.01 8.53 32.50 214 293 PEAK
Avg	Blank	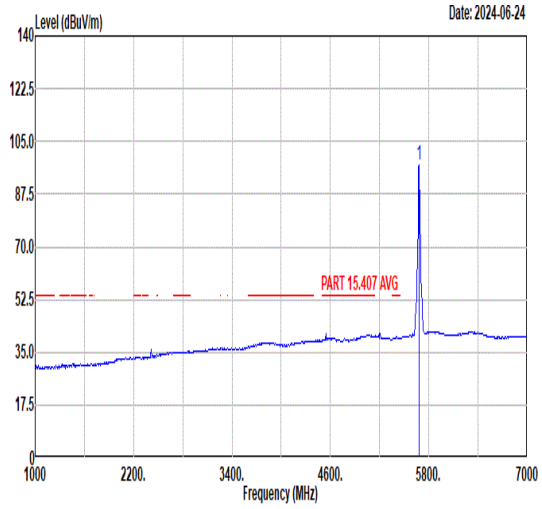 Freq Level Limit Line Margin Read Level Ant Factor Cable Loss Preamp Factor APos TPos Remark MHz dBuV/m dBuV/m dB dBuV dB/m dB dB cm deg 1 5680.00 97.23 ------ ------ 86.19 35.01 8.53 32.50 214 293 AVERAGE

Mode	47	
	Band Edge	
	U-NII-2C_5.47-5.725_802.11a_CH136_5680MHz	
ANT	6	
Pol.	Vertical	Fundamental
Peak	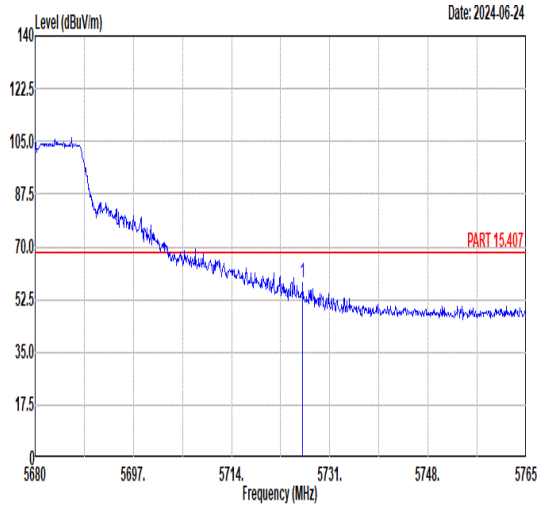 Freq Level Limit Line Margin Read Level Ant Factor Cable Loss Preamp Factor APos TPos Remark MHz dBuV/m dBuV/m dB dBuV dB/m dB dB cm deg 1 5726.33 57.90 68.30 -10.40 46.69 35.03 8.68 32.50 300 103 PEAK	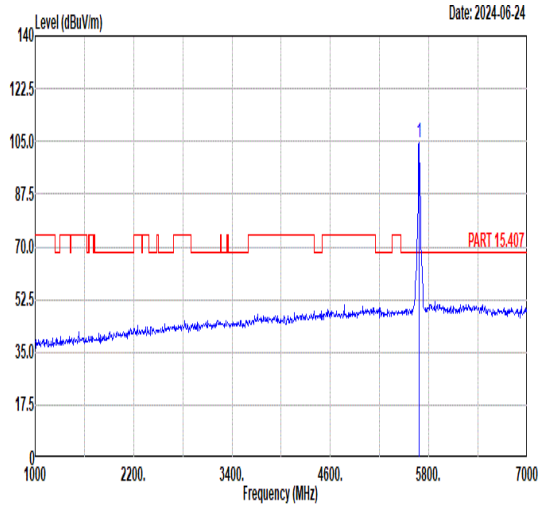 Freq Level Limit Line Margin Read Level Ant Factor Cable Loss Preamp Factor APos TPos Remark MHz dBuV/m dBuV/m dB dBuV dB/m dB dB cm deg 1 5680.00 104.79 ------ ------ 93.77 35.01 8.51 32.50 300 103 PEAK
Avg	Blank	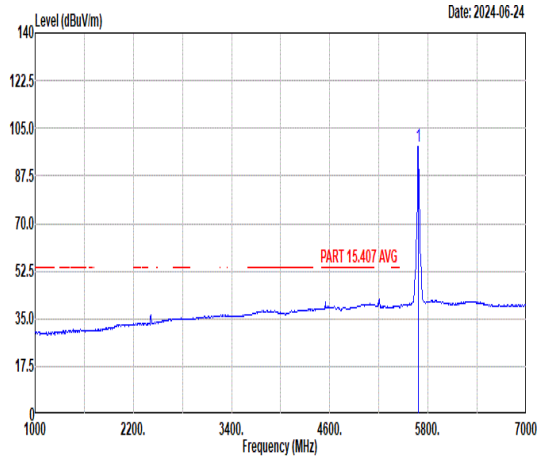 Freq Level Limit Line Margin Read Level Ant Factor Cable Loss Preamp Factor APos TPos Remark MHz dBuV/m dBuV/m dB dBuV dB/m dB dB cm deg 1 5680.00 98.30 ------ ------ 87.26 35.01 8.53 32.50 300 103 AVERAGE

Appendix D. Duty Cycle Plots

Band	Duty Cycle(%)	T(ms)	1/T(kHz)	VBW Setting
802.11a	95.44	1.365	0.732	1kHz
802.11ac VHT20	94.69	1.162	0.860	1kHz
802.11ac VHT40	90.34	0.583	1.716	3kHz
802.11ac VHT80	94.16	1.051	0.952	1kHz

802.11a

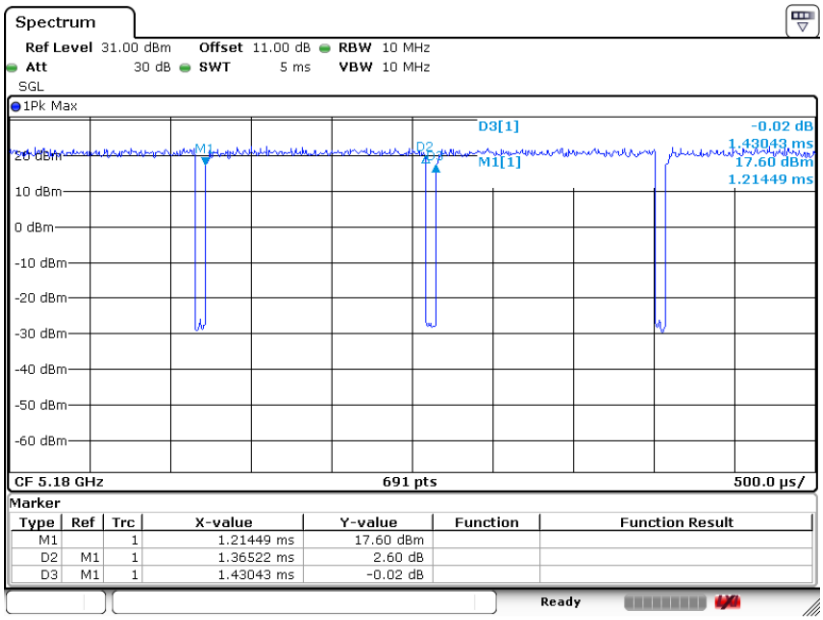

802.11ac VHT20

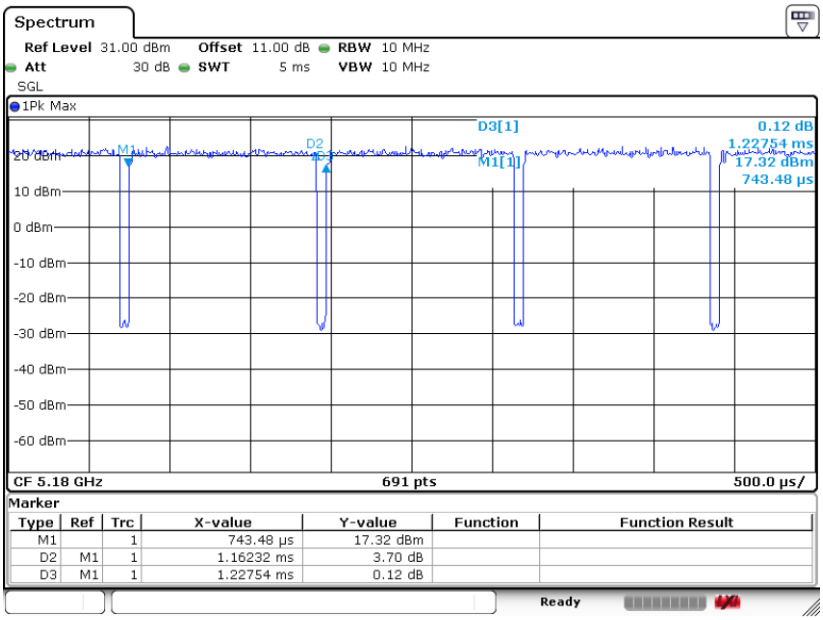

802.11ac VHT40

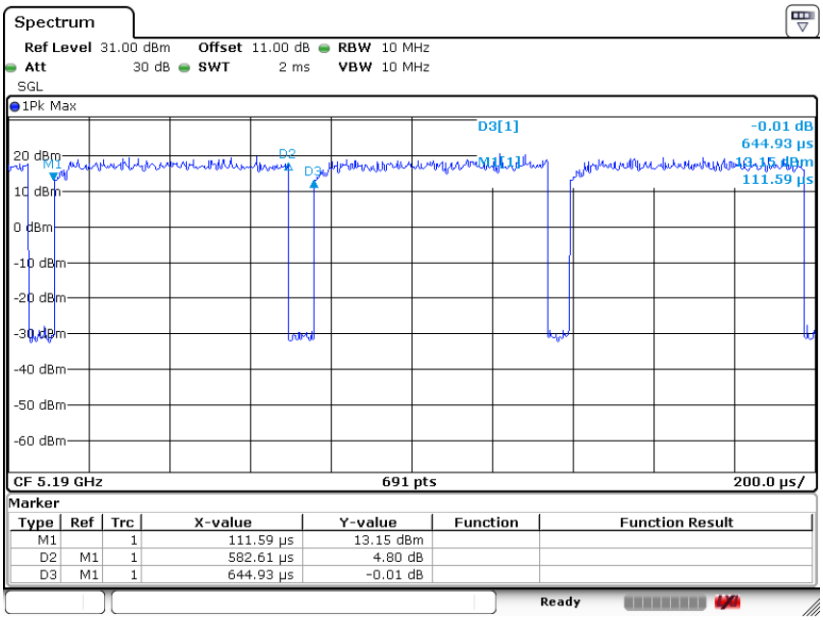
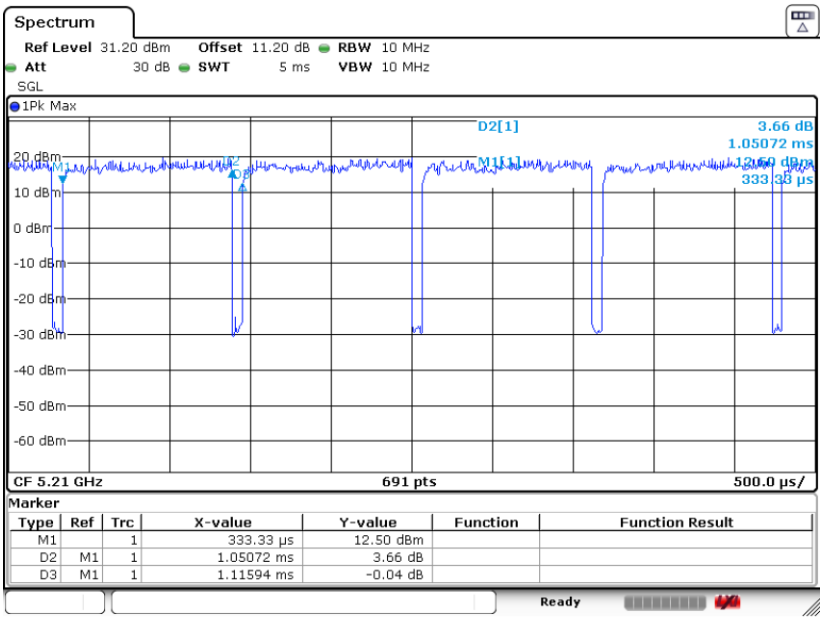
802.11ac VHT80