Test Laboratory: Sporton International Inc. SAR/HAC Testing Lab Date: 2024/7/15

System Check_Head_835MHz

DUT: D835V2 - SN:4d091

Communication System: UID 0, CW (0); Frequency: 835 MHz;Duty Cycle: 1:1
Medium: HSL_835 Medium parameters used: f = 835 MHz; σ = 0.902 S/m; ε_r = 41.24; ρ = 1000 kg/m^3
Ambient Temperature：23.3 ℃; Liquid Temperature：22.6 ℃

DASY5 Configuration:
- Probe: EX3DV4 - SN3857; ConvF(9.29, 8.23, 9.75); Calibrated: 2024/1/22
- Sensor-Surface: 1.4mm (Mechanical Surface Detection)
- Electronics: DAE4 Sn1650; Calibrated: 2023/9/13
- Phantom: SAM Twin Phantom; Type: SAM Twin; Serial: TP-1697
- Measurement SW: DASY52, Version 52.10 (4); SEMCAD X Version 14.6.14 (7501)

Pin=50mW/Area Scan (61x61x1): Interpolated grid: dx=1.500 mm, dy=1.500 mm
Maximum value of SAR (interpolated) = 0.596 W/kg

Pin=50mW/Zoom Scan (5x5x7)/Cube 0: Measurement grid: dx=8mm, dy=8mm, dz=5mm
Reference Value = 27.46 V/m; Power Drift = 0.06 dB
Peak SAR (extrapolated) = 0.658 W/kg
SAR(1 g) = 0.472 W/kg; SAR(10 g) = 0.311 W/kg
Smallest distance from peaks to all points 3 dB below = 16.3 mm
Ratio of SAR at M2 to SAR at M1 = 69.8%
Maximum value of SAR (measured) = 0.597 W/kg

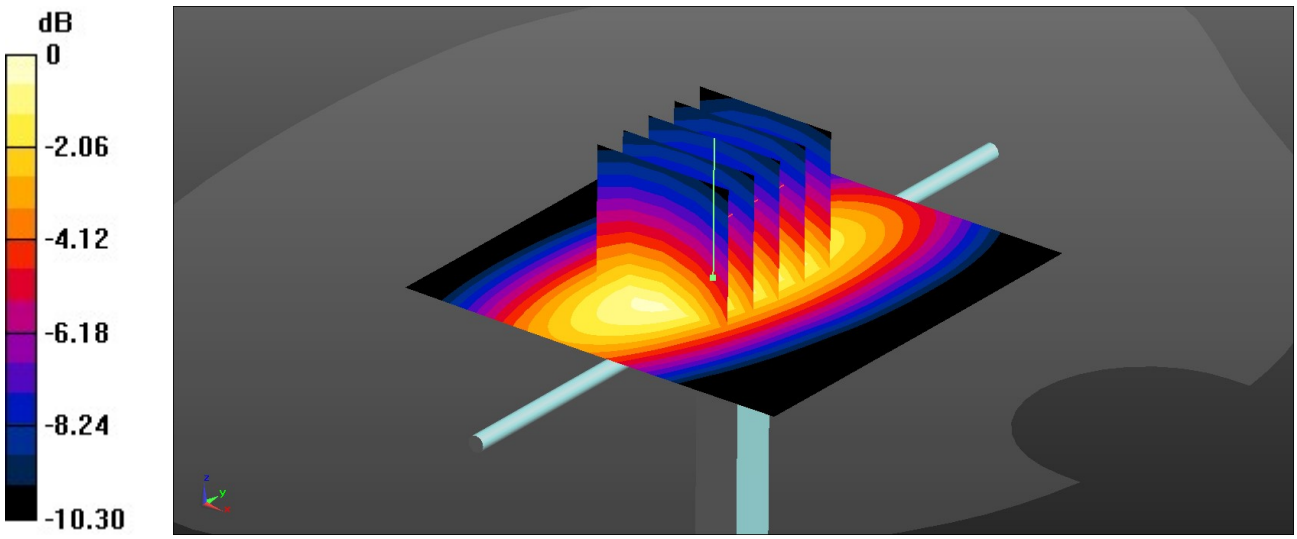

0 dB = 0.597 W/kg = -2.24 dBW/kg

Test Laboratory: Sporton International Inc. SAR/HAC Testing Lab Date: 2024/7/16

System Check_Head_1900MHz

DUT: D1900V2 - SN:5d118

Communication System: UID 0, CW (0); Frequency: 1900 MHz;Duty Cycle: 1:1
Medium: HSL_1900 Medium parameters used: f = 1900 MHz; σ = 1.397 S/m; ε_r = 39.035; ρ = 1000 kg/m^3
Ambient Temperature：23.1 ℃; Liquid Temperature：22.9 ℃

DASY5 Configuration:
- Probe: EX3DV4 - SN3857; ConvF(7.93, 7.26, 8.03); Calibrated: 2024/1/22
- Sensor-Surface: 1.4mm (Mechanical Surface Detection)
- Electronics: DAE4 Sn1650; Calibrated: 2023/9/13
- Phantom: SAM Twin Phantom; Type: SAM Twin; Serial: TP-1697
- Measurement SW: DASY52, Version 52.10 (4); SEMCAD X Version 14.6.14 (7501)

Pin=50mW/Area Scan (61x61x1): Interpolated grid: dx=1.500 mm, dy=1.500 mm
Maximum value of SAR (interpolated) = 2.54 W/kg

Pin=50mW/Zoom Scan (5x5x7)/Cube 0: Measurement grid: dx=8mm, dy=8mm, dz=5mm
Reference Value = 43.06 V/m; Power Drift = 0.03 dB
Peak SAR (extrapolated) = 3.51 W/kg
SAR(1 g) = 2.05 W/kg; SAR(10 g) = 1.09 W/kg
Smallest distance from peaks to all points 3 dB below = 11.2 mm
Ratio of SAR at M2 to SAR at M1 = 57.7%
Maximum value of SAR (measured) = 2.54 W/kg

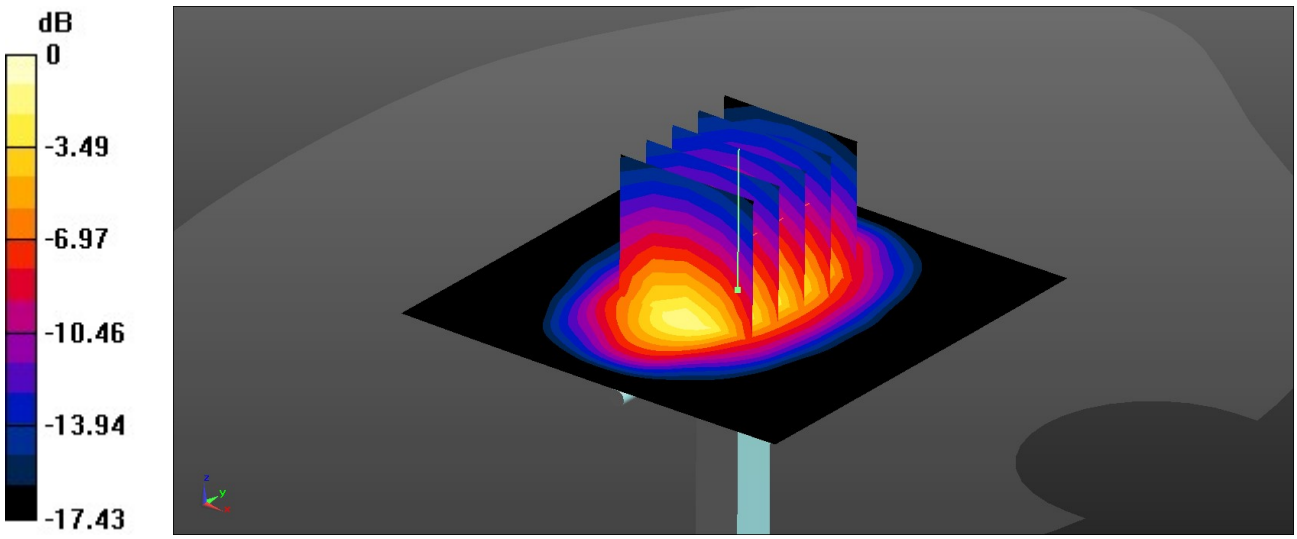

0 dB = 2.54 W/kg = 4.05 dBW/kg

Test Laboratory: Sporton International Inc. SAR/HAC Testing Lab Date: 2024/7/17

System Check_Head_3500MHz

DUT: D3500V2 - SN:1037

Communication System: UID 0, CW (0); Frequency: 3500 MHz;Duty Cycle: 1:1
Medium: HSL_3500 Medium parameters used: f = 3500 MHz; σ = 2.881 S/m; ε_r = 38.501; ρ = 1000 kg/m^3
Ambient Temperature：23.4 ℃; Liquid Temperature：22.7 ℃

DASY5 Configuration:
- Probe: EX3DV4 - SN3857; ConvF(7.08, 6.34, 6.93); Calibrated: 2024/1/22
- Sensor-Surface: 1.4mm (Mechanical Surface Detection)
- Electronics: DAE4 Sn1650; Calibrated: 2023/9/13
- Phantom: SAM Twin Phantom; Type: SAM Twin; Serial: TP-1697
- Measurement SW: DASY52, Version 52.10 (4); SEMCAD X Version 14.6.14 (7501)

Pin=50mW/Area Scan (91x91x1): Interpolated grid: dx=1.000 mm, dy=1.000 mm
Maximum value of SAR (interpolated) = 6.12 W/kg

Pin=50mW/Zoom Scan (7x7x7)/Cube 0: Measurement grid: dx=4mm, dy=4mm, dz=1.4mm
Reference Value = 48.03 V/m; Power Drift = 0.04 dB
Peak SAR (extrapolated) = 7.85 W/kg
SAR(1 g) = 3.2 W/kg; SAR(10 g) = 1.24 W/kg
Smallest distance from peaks to all points 3 dB below = 8 mm
Ratio of SAR at M2 to SAR at M1 = 77.9%
Maximum value of SAR (measured) = 6.03 W/kg

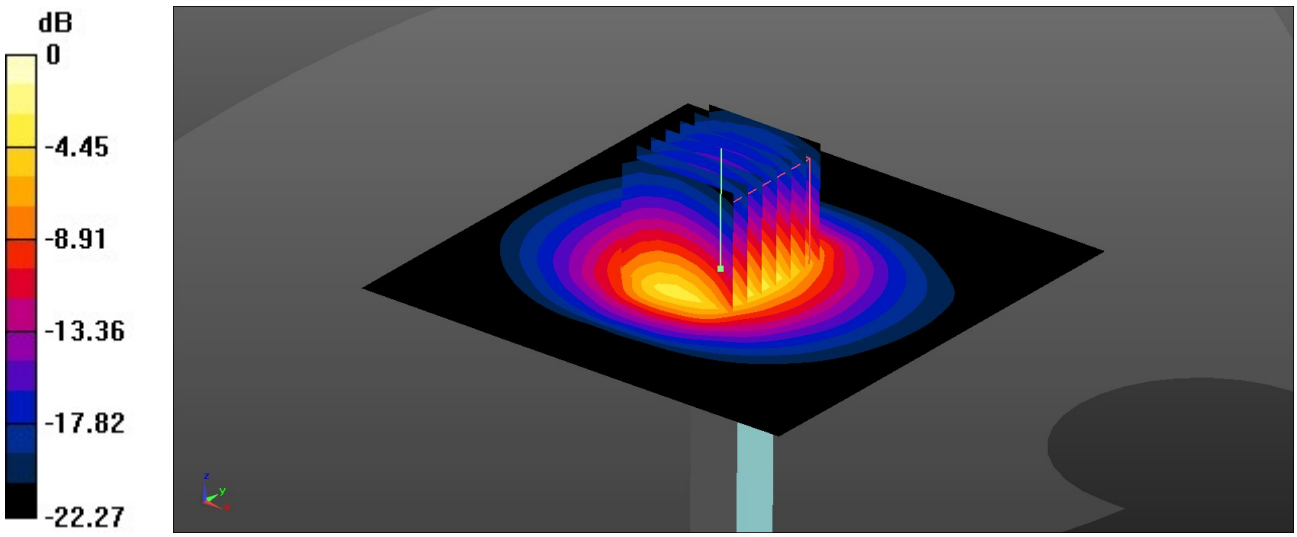

0 dB = 6.03 W/kg = 7.80 dBW/kg

Test Laboratory: Sporton International Inc. SAR/HAC Testing Lab Date: 2024/7/18

System Check_Head_2450MHz

DUT: D2450V2 - SN:1095

Communication System: UID 0, CW (0); Frequency: 2450 MHz;Duty Cycle: 1:1
Medium: HSL_2450 Medium parameters used: f = 2450 MHz; σ = 1.805 S/m; ε_r = 38.508; ρ = 1000 kg/m^3
Ambient Temperature：23.3 ℃; Liquid Temperature：22.6 ℃

DASY5 Configuration:
- Probe: EX3DV4 - SN3857; ConvF(7.44, 6.79, 7.48); Calibrated: 2024/1/22
- Sensor-Surface: 1.4mm (Mechanical Surface Detection)
- Electronics: DAE4 Sn1650; Calibrated: 2023/9/13
- Phantom: SAM Twin Phantom; Type: SAM Twin; Serial: TP-1697
- Measurement SW: DASY52, Version 52.10 (4); SEMCAD X Version 14.6.14 (7501)

Pin=50mW/Area Scan (71x71x1): Interpolated grid: dx=1.200 mm, dy=1.200 mm
Maximum value of SAR (interpolated) = 3.95 W/kg

Pin=50mW/Zoom Scan (7x7x7)/Cube 0: Measurement grid: dx=5mm, dy=5mm, dz=5mm
Reference Value = 47.98 V/m; Power Drift = 0.02 dB
Peak SAR (extrapolated) = 4.83 W/kg
SAR(1 g) = 2.45 W/kg; SAR(10 g) = 1.16 W/kg
Smallest distance from peaks to all points 3 dB below = 9 mm
Ratio of SAR at M2 to SAR at M1 = 51.4%
Maximum value of SAR (measured) = 3.99 W/kg

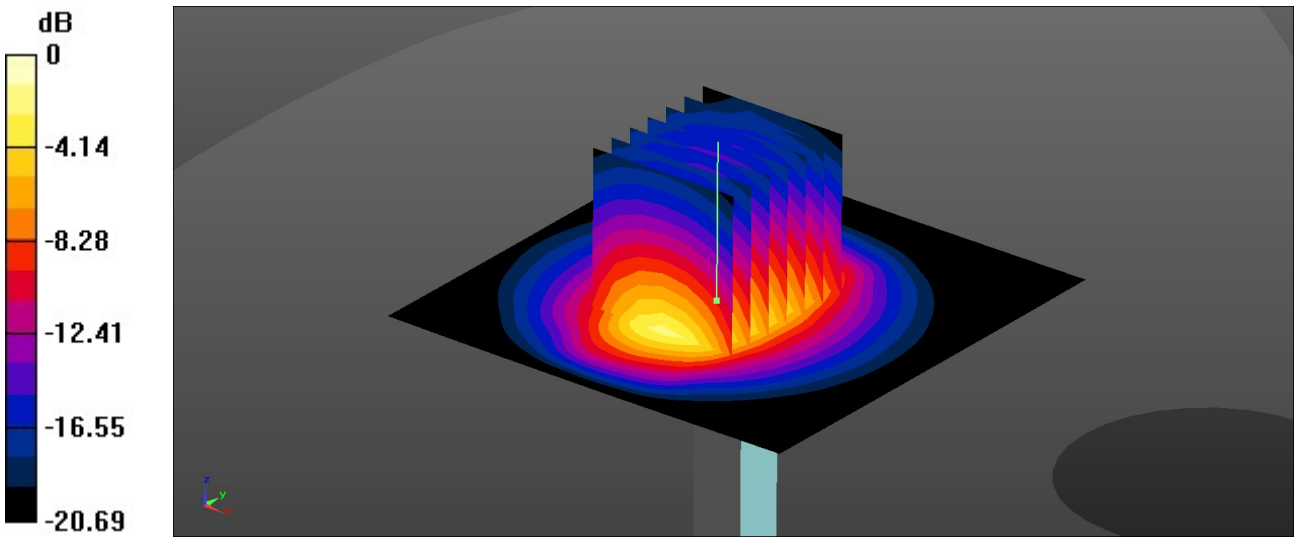

0 dB = 3.99 W/kg = 6.01 dBW/kg

Test Laboratory: Sporton International Inc. SAR/HAC Testing Lab Date: 2024/7/19

System Check_Head_5250MHz

DUT: D5GHzV2 - SN:1113

Communication System: UID 0, CW (0); Frequency: 5250 MHz;Duty Cycle: 1:1
Medium: HSL_5000 Medium parameters used: f = 5250 MHz; σ = 4.608 S/m; ε_r = 35.846; ρ = 1000 kg/m^3
Ambient Temperature：23.4 ℃; Liquid Temperature：22.7 ℃

DASY5 Configuration:
- Probe: EX3DV4 - SN3857; ConvF(5.34, 4.76, 5.24); Calibrated: 2024/1/22
- Sensor-Surface: 1.4mm (Mechanical Surface Detection)
- Electronics: DAE4 Sn1650; Calibrated: 2023/9/13
- Phantom: SAM Twin Phantom; Type: SAM Twin; Serial: TP-1697
- Measurement SW: DASY52, Version 52.10 (4); SEMCAD X Version 14.6.14 (7501)

Pin=50mW/Area Scan (91x91x1): Interpolated grid: dx=1.000 mm, dy=1.000 mm
Maximum value of SAR (interpolated) = 8.36 W/kg

Pin=50mW/Zoom Scan (7x7x7)/Cube 0: Measurement grid: dx=4mm, dy=4mm, dz=1.4mm
Reference Value = 43.02 V/m; Power Drift = 0.06 dB
Peak SAR (extrapolated) = 14.4 W/kg
SAR(1 g) = 3.77 W/kg; SAR(10 g) = 1.09 W/kg
Smallest distance from peaks to all points 3 dB below = 7.2 mm
Ratio of SAR at M2 to SAR at M1 = 65%
Maximum value of SAR (measured) = 8.93 W/kg

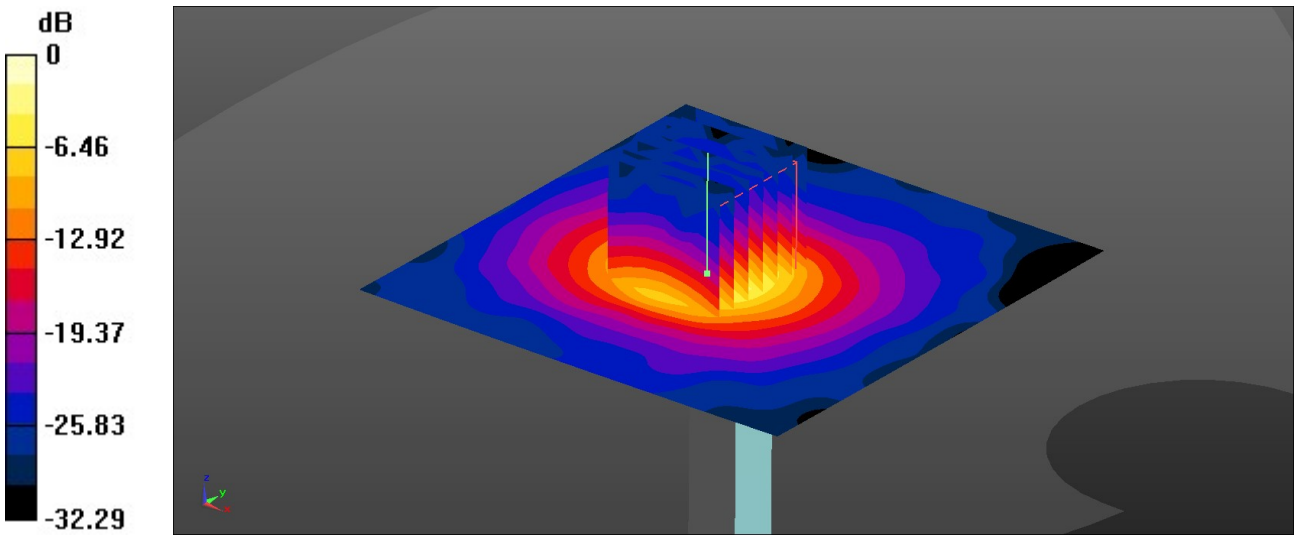

0 dB = 8.93 W/kg = 9.51 dBW/kg

Test Laboratory: Sporton International Inc. SAR/HAC Testing Lab Date: 2024/7/20

System Check_Head_5600MHz

DUT: D5GHzV2 - SN:1113

Communication System: UID 0, CW (0); Frequency: 5600 MHz;Duty Cycle: 1:1
Medium: HSL_5000 Medium parameters used: f = 5600 MHz; σ = 5.012 S/m; ε_r = 35.279; ρ = 1000 kg/m^3
Ambient Temperature：23.3 ℃; Liquid Temperature：22.7 ℃

DASY5 Configuration:
- Probe: EX3DV4 - SN3857; ConvF(4.9, 4.3, 4.75); Calibrated: 2024/1/22
- Sensor-Surface: 1.4mm (Mechanical Surface Detection)
- Electronics: DAE4 Sn1650; Calibrated: 2023/9/13
- Phantom: SAM Twin Phantom; Type: SAM Twin; Serial: TP-1697
- Measurement SW: DASY52, Version 52.10 (4); SEMCAD X Version 14.6.14 (7501)

Pin=50mW/Area Scan (91x91x1): Interpolated grid: dx=1.000 mm, dy=1.000 mm
Maximum value of SAR (interpolated) = 9.29 W/kg

Pin=50mW/Zoom Scan (7x7x7)/Cube 0: Measurement grid: dx=4mm, dy=4mm, dz=1.4mm
Reference Value = 44.72 V/m; Power Drift = 0.09 dB
Peak SAR (extrapolated) = 16.0 W/kg
SAR(1 g) = 3.84 W/kg; SAR(10 g) = 1.1 W/kg
Smallest distance from peaks to all points 3 dB below = 7.2 mm
Ratio of SAR at M2 to SAR at M1 = 63.7%
Maximum value of SAR (measured) = 9.79 W/kg

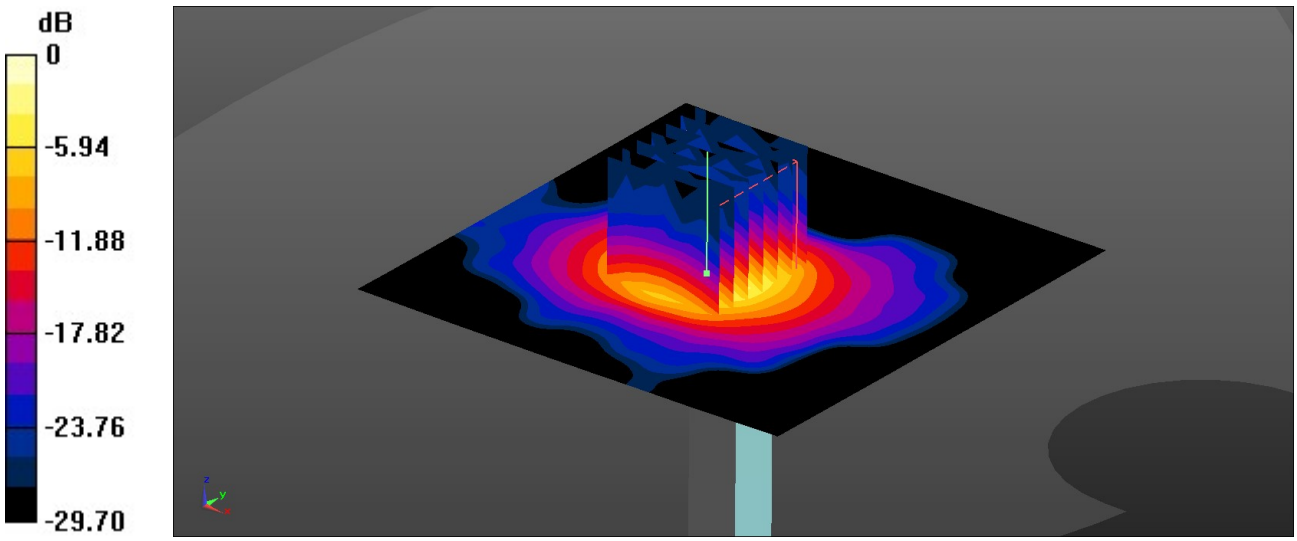

0 dB = 9.79 W/kg = 9.91 dBW/kg

Test Laboratory: Sporton International Inc. SAR/HAC Testing Lab Date: 2024/7/21

System Check_Head_5750MHz

DUT: D5GHzV2 - SN:1113

Communication System: UID 0, CW (0); Frequency: 5750 MHz;Duty Cycle: 1:1
Medium: HSL_5000 Medium parameters used: f = 5750 MHz; σ = 5.179 S/m; ε_r = 35.089; ρ = 1000 kg/m^3
Ambient Temperature：23.2 ℃; Liquid Temperature：22.8 ℃

DASY5 Configuration:
- Probe: EX3DV4 - SN3857; ConvF(5.19, 4.53, 5.01); Calibrated: 2024/1/22
- Sensor-Surface: 1.4mm (Mechanical Surface Detection)
- Electronics: DAE4 Sn1650; Calibrated: 2023/9/13
- Phantom: SAM Twin Phantom; Type: SAM Twin; Serial: TP-1697
- Measurement SW: DASY52, Version 52.10 (4); SEMCAD X Version 14.6.14 (7501)

Pin=50mW/Area Scan (91x91x1): Interpolated grid: dx=1.000 mm, dy=1.000 mm
Maximum value of SAR (interpolated) = 8.36 W/kg

Pin=50mW/Zoom Scan (7x7x7)/Cube 0: Measurement grid: dx=4mm, dy=4mm, dz=1.4mm
Reference Value = 42.22 V/m; Power Drift = 0.01 dB
Peak SAR (extrapolated) = 15.3 W/kg
SAR(1 g) = 4.04 W/kg; SAR(10 g) = 1.18 W/kg
Smallest distance from peaks to all points 3 dB below = 7.2 mm
Ratio of SAR at M2 to SAR at M1 = 61.9%
Maximum value of SAR (measured) = 8.85 W/kg

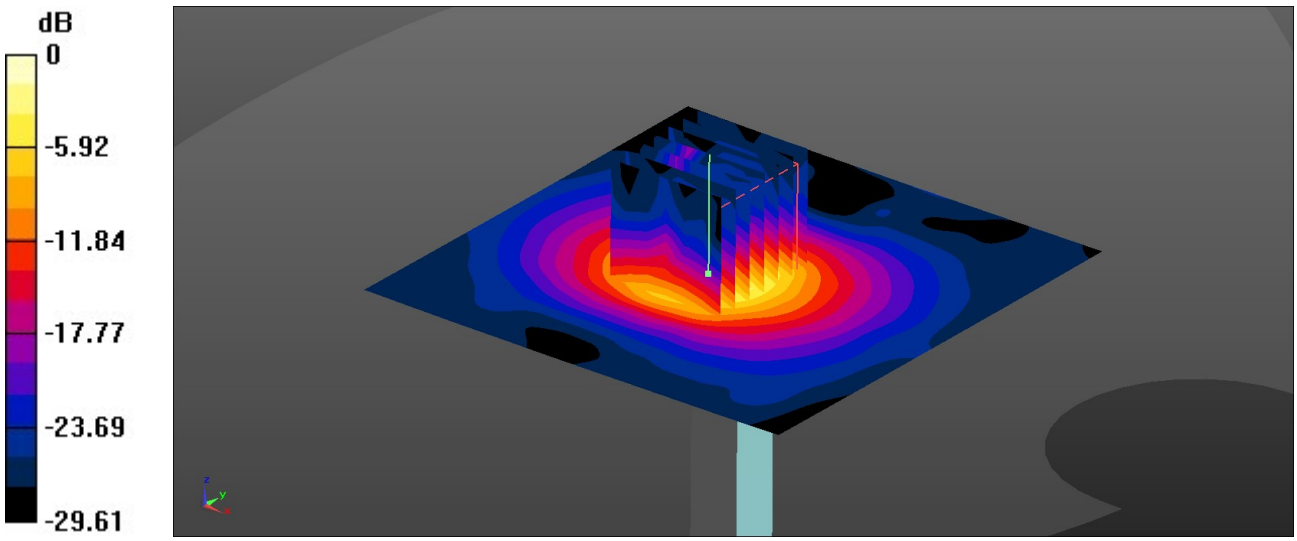

0 dB = 8.85 W/kg = 9.47 dBW/kg

Test Laboratory: Sporton International Inc. SAR/HAC Testing Lab Date: 2024/7/22

System Check_Head_2600MHz

DUT: D2600V2 - SN:1112

Communication System: UID 0, CW (0); Frequency: 2600 MHz;Duty Cycle: 1:1
Medium: HSL_2600 Medium parameters used: f = 2600 MHz; σ = 1.922 S/m; ε_r = 38.215; ρ = 1000 kg/m^3
Ambient Temperature：23.3 °C; Liquid Temperature：22.8 °C

DASY5 Configuration:
- Probe: EX3DV4 - SN3857; ConvF(7.36, 6.7, 7.41); Calibrated: 2024/1/22
- Sensor-Surface: 1.4mm (Mechanical Surface Detection)
- Electronics: DAE4 Sn1650; Calibrated: 2023/9/13
- Phantom: SAM Twin Phantom; Type: SAM Twin; Serial: TP-1697
- Measurement SW: DASY52, Version 52.10 (4); SEMCAD X Version 14.6.14 (7501)

Pin=50mW/Area Scan (71x71x1): Interpolated grid: dx=1.200 mm, dy=1.200 mm
Maximum value of SAR (interpolated) = 4.34 W/kg

Pin=50mW/Zoom Scan (7x7x7)/Cube 0: Measurement grid: dx=5mm, dy=5mm, dz=5mm
Reference Value = 46.55 V/m; Power Drift = 0.02 dB
Peak SAR (extrapolated) = 5.35 W/kg
SAR(1 g) = 2.62 W/kg; SAR(10 g) = 1.2 W/kg
Smallest distance from peaks to all points 3 dB below = 8.9 mm
Ratio of SAR at M2 to SAR at M1 = 49.4%
Maximum value of SAR (measured) = 4.37 W/kg

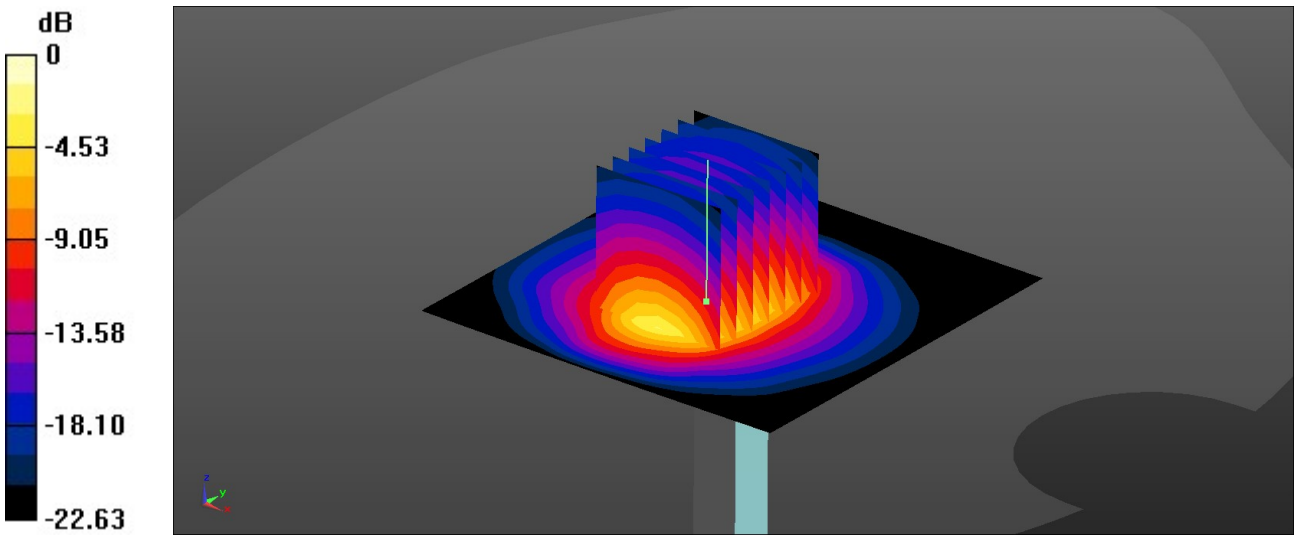

0 dB = 4.37 W/kg = 6.40 dBW/kg

Test Laboratory: Sporton International Inc. SAR/HAC Testing Lab Date: 2024/7/23

System Check_Head_3900MHz

DUT: D3900V2 - SN:1048

Communication System: UID 0, CW (0); Frequency: 3900 MHz;Duty Cycle: 1:1
Medium: HSL_3900 Medium parameters used: f = 3900 MHz; σ = 3.28 S/m; ε_r = 37.613; ρ = 1000 kg/m^3
Ambient Temperature：23.2 ℃; Liquid Temperature：22.9 ℃

DASY5 Configuration:
- Probe: EX3DV4 - SN3857; ConvF(7.38, 6.56, 7.19); Calibrated: 2024/1/22
- Sensor-Surface: 1.4mm (Mechanical Surface Detection)
- Electronics: DAE4 Sn1650; Calibrated: 2023/9/13
- Phantom: SAM Twin Phantom; Type: SAM Twin; Serial: TP-1697
- Measurement SW: DASY52, Version 52.10 (4); SEMCAD X Version 14.6.14 (7501)

Pin=50mW/Area Scan (91x91x1): Interpolated grid: dx=1.000 mm, dy=1.000 mm
Maximum value of SAR (interpolated) = 5.94 W/kg

Pin=50mW/Zoom Scan (7x7x7)/Cube 0: Measurement grid: dx=4mm, dy=4mm, dz=1.4mm
Reference Value = 41.04 V/m; Power Drift = 0.06 dB
Peak SAR (extrapolated) = 8.03 W/kg
SAR(1 g) = 3.31 W/kg; SAR(10 g) = 1.19 W/kg
Smallest distance from peaks to all points 3 dB below = 8 mm
Ratio of SAR at M2 to SAR at M1 = 75%
Maximum value of SAR (measured) = 5.96 W/kg

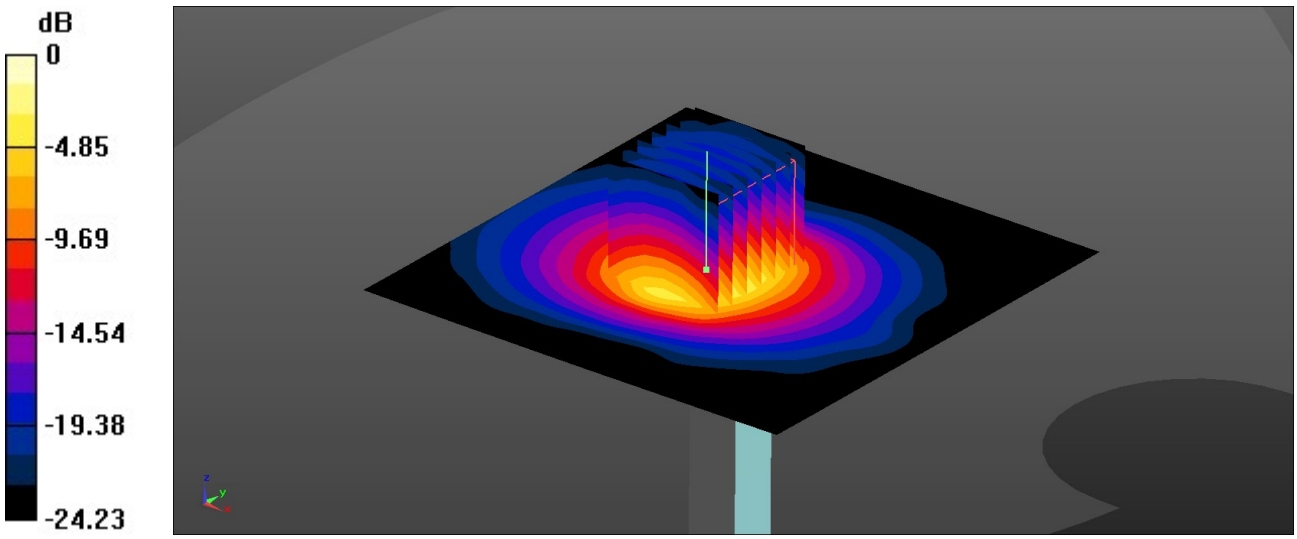

0 dB = 5.96 W/kg = 7.75 dBW/kg

Test Laboratory: Sporton International Inc. SAR/HAC Testing Lab Date: 2024/7/24

System Check_Head_2600MHz

DUT: D2600V2 - SN:1112

Communication System: UID 0, CW (0); Frequency: 2600 MHz;Duty Cycle: 1:1
Medium: HSL_2600 Medium parameters used: f = 2600 MHz; σ = 1.924 S/m; ε_r = 38.309; ρ = 1000 kg/m^3
Ambient Temperature：23.1 ℃; Liquid Temperature：22.6 ℃

DASY5 Configuration:
- Probe: EX3DV4 - SN3857; ConvF(7.36, 6.7, 7.41); Calibrated: 2024/1/22
- Sensor-Surface: 1.4mm (Mechanical Surface Detection)
- Electronics: DAE4 Sn1650; Calibrated: 2023/9/13
- Phantom: SAM Twin Phantom; Type: SAM Twin; Serial: TP-1697
- Measurement SW: DASY52, Version 52.10 (4); SEMCAD X Version 14.6.14 (7501)

Pin=50mW/Area Scan (71x71x1): Interpolated grid: dx=1.200 mm, dy=1.200 mm
Maximum value of SAR (interpolated) = 4.34 W/kg

Pin=50mW/Zoom Scan (7x7x7)/Cube 0: Measurement grid: dx=5mm, dy=5mm, dz=5mm
Reference Value = 46.55 V/m; Power Drift = 0.03 dB
Peak SAR (extrapolated) = 5.35 W/kg
SAR(1 g) = 2.66 W/kg; SAR(10 g) = 1.22 W/kg
Smallest distance from peaks to all points 3 dB below = 8.9 mm
Ratio of SAR at M2 to SAR at M1 = 49.4%
Maximum value of SAR (measured) = 4.37 W/kg

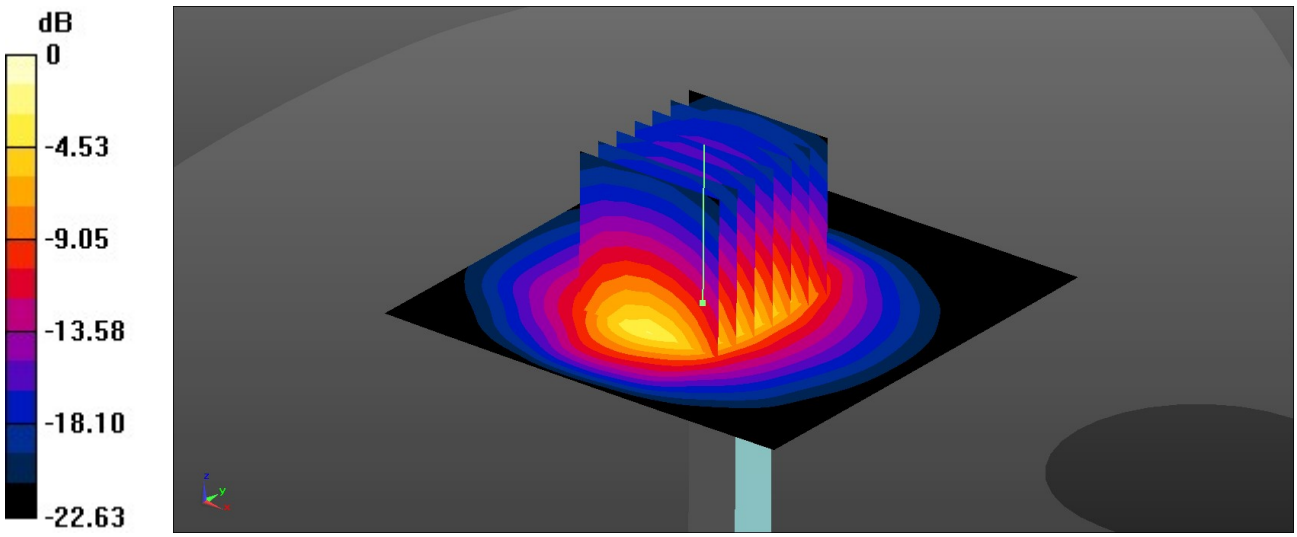

0 dB = 4.37 W/kg = 6.40 dBW/kg

Test Laboratory: Sporton International Inc. SAR/HAC Testing Lab Date: 2024/7/25

System Check_Head_3900MHz

DUT: D3900V2 - SN:1048

Communication System: UID 0, CW (0); Frequency: 3900 MHz;Duty Cycle: 1:1
Medium: HSL_3900 Medium parameters used: f = 3900 MHz; σ = 3.227 S/m; ε_r = 38.419; ρ = 1000 kg/m^3
Ambient Temperature：23.2 ℃; Liquid Temperature：22.9 ℃

DASY5 Configuration:
- Probe: EX3DV4 - SN3857; ConvF(7.38, 6.56, 7.19); Calibrated: 2024/1/22
- Sensor-Surface: 1.4mm (Mechanical Surface Detection)
- Electronics: DAE4 Sn1650; Calibrated: 2023/9/13
- Phantom: SAM Twin Phantom; Type: SAM Twin; Serial: TP-1697
- Measurement SW: DASY52, Version 52.10 (4); SEMCAD X Version 14.6.14 (7501)

Pin=50mW/Area Scan (91x91x1): Interpolated grid: dx=1.000 mm, dy=1.000 mm
Maximum value of SAR (interpolated) = 5.84 W/kg

Pin=50mW/Zoom Scan (7x7x7)/Cube 0: Measurement grid: dx=4mm, dy=4mm, dz=1.4mm
Reference Value = 41.04 V/m; Power Drift = 0.07 dB
Peak SAR (extrapolated) = 7.90 W/kg
SAR(1 g) = 3.29 W/kg; SAR(10 g) = 1.15 W/kg
Smallest distance from peaks to all points 3 dB below = 8 mm
Ratio of SAR at M2 to SAR at M1 = 75%
Maximum value of SAR (measured) = 5.86 W/kg

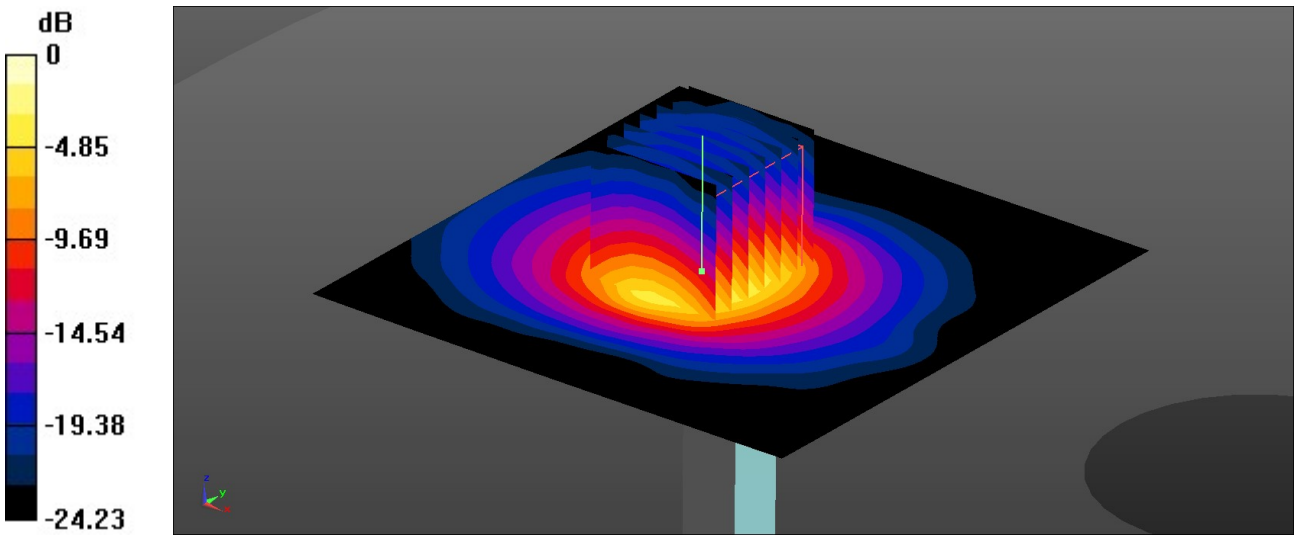

0 dB = 5.86 W/kg = 7.68 dBW/kg

Test Laboratory: Sporton International Inc. SAR/HAC Testing Lab Date: 2024/7/21

System Check_Head_3700MHz

DUT: D3700V2 - SN:1008

Communication System: UID 0, CW (0); Frequency: 3700 MHz;Duty Cycle: 1:1
Medium: HSL_3700 Medium parameters used: f = 3700 MHz; σ = 3.031 S/m; ε_r = 38.175; ρ = 1000 kg/m^3
Ambient Temperature：23.4 ℃; Liquid Temperature：22.6 ℃

DASY5 Configuration:
- Probe: EX3DV4 - SN3857; ConvF(7.06, 6.33, 6.89); Calibrated: 2024/1/22
- Sensor-Surface: 1.4mm (Mechanical Surface Detection)
- Electronics: DAE4 Sn1650; Calibrated: 2023/9/13
- Phantom: SAM Twin Phantom; Type: SAM Twin; Serial: TP-1697
- Measurement SW: DASY52, Version 52.10 (4); SEMCAD X Version 14.6.14 (7501)

Pin=50mW/Area Scan (91x91x1): Interpolated grid: dx=1.000 mm, dy=1.000 mm
Maximum value of SAR (interpolated) = 6.05 W/kg

Pin=50mW/Zoom Scan (7x7x7)/Cube 0: Measurement grid: dx=4mm, dy=4mm, dz=1.4mm
Reference Value = 46.99 V/m; Power Drift = 0.06 dB
Peak SAR (extrapolated) = 8.16 W/kg
SAR(1 g) = 3.17W/kg; SAR(10 g) = 1.19 W/kg
Smallest distance from peaks to all points 3 dB below = 8.2 mm
Ratio of SAR at M2 to SAR at M1 = 75.6%
Maximum value of SAR (measured) = 6.24 W/kg

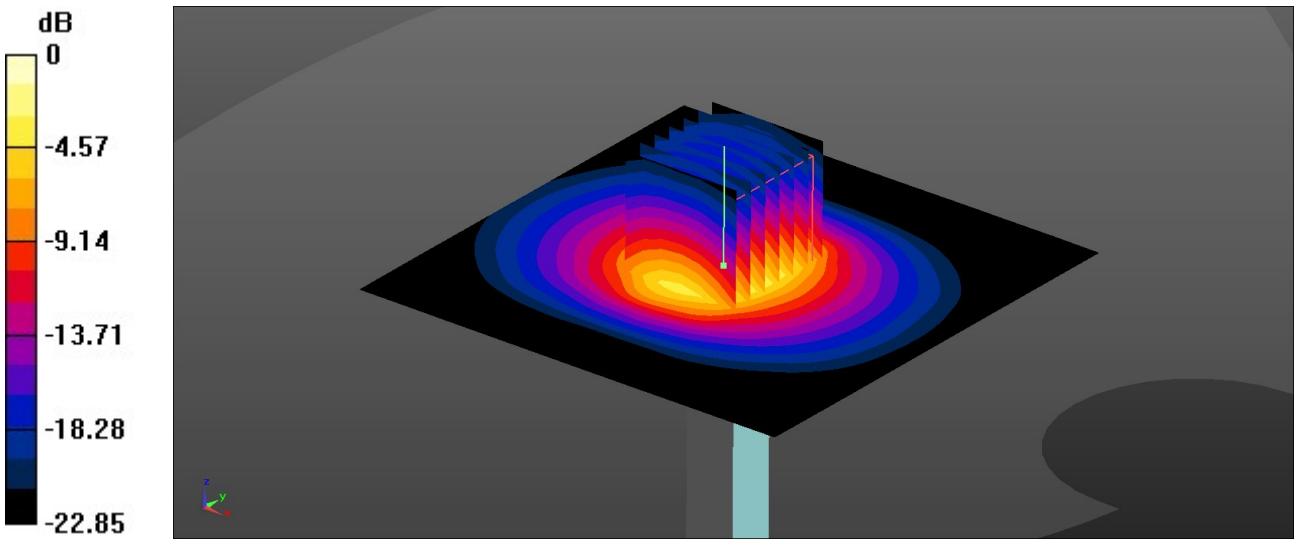

0 dB = 6.24 W/kg = 7.95 dBW/kg

Test Laboratory: Sporton International Inc. SAR/HAC Testing Lab Date: 2024/8/13

System Check_Head_2600MHz

DUT: D2600V2 - SN:1112

Communication System: UID 0, CW (0); Frequency: 2600 MHz;Duty Cycle: 1:1
Medium: HSL_2600 Medium parameters used: f = 2600 MHz; σ = 1.916 S/m; ε_r = 38.227; ρ = 1000 kg/m^3
Ambient Temperature：23.4 ℃; Liquid Temperature：22.7 ℃

DASY5 Configuration:
- Probe: EX3DV4 - SN3857; ConvF(7.36, 6.7, 7.41); Calibrated: 2024/1/22
- Sensor-Surface: 1.4mm (Mechanical Surface Detection)
- Electronics: DAE4 Sn1650; Calibrated: 2023/9/13
- Phantom: SAM Twin Phantom; Type: SAM Twin; Serial: TP-1697
- Measurement SW: DASY52, Version 52.10 (4); SEMCAD X Version 14.6.14 (7501)

Pin=50mW/Area Scan (71x71x1): Interpolated grid: dx=1.200 mm, dy=1.200 mm
Maximum value of SAR (interpolated) = 4.18 W/kg

Pin=50mW/Zoom Scan (7x7x7)/Cube 0: Measurement grid: dx=5mm, dy=5mm, dz=5mm
Reference Value = 43.29 V/m; Power Drift = 0.07 dB
Peak SAR (extrapolated) = 5.24 W/kg
SAR(1 g) = 2.59 W/kg; SAR(10 g) = 1.18 W/kg
Smallest distance from peaks to all points 3 dB below = 9.2 mm
Ratio of SAR at M2 to SAR at M1 = 51.6%
Maximum value of SAR (measured) = 4.22 W/kg

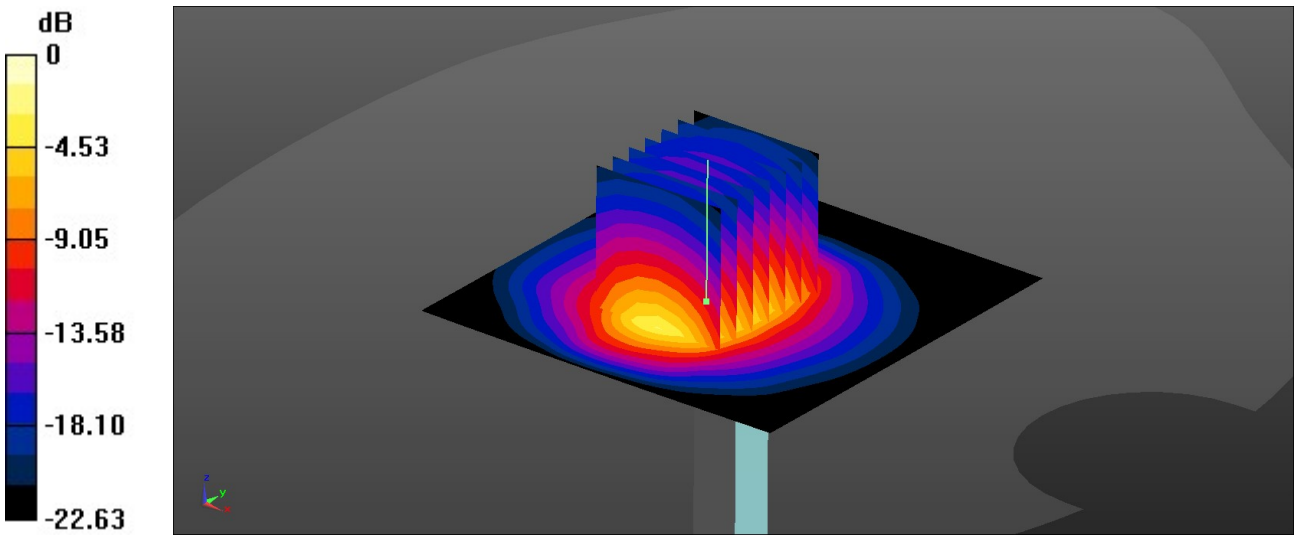

0 dB = 4.22 W/kg = 6.25 dBW/kg