Test Laboratory: Sporton International Inc. SAR/HAC Testing Lab Date: 2024/8/2

System Check_Head_835MHz

DUT: D835V2 - SN:4d091

Communication System: UID 0, CW (0); Frequency: 835 MHz;Duty Cycle: 1:1
Medium: HSL_835 Medium parameters used: f = 835 MHz; σ = 0.902 S/m; ε_r = 41.24; ρ = 1000 kg/m^3
Ambient Temperature：23.3 °C; Liquid Temperature：22.7 °C

DASY5 Configuration:
- Probe: EX3DV4 - SN3857; ConvF(9.29, 8.23, 9.75); Calibrated: 2024/1/22
- Sensor-Surface: 1.4mm (Mechanical Surface Detection)
- Electronics: DAE4 Sn1650; Calibrated: 2023/9/13
- Phantom: SAM Twin Phantom; Type: SAM Twin; Serial: TP-1754
- Measurement SW: DASY52, Version 52.10 (4); SEMCAD X Version 14.6.14 (7501)

Pin=50mW/Area Scan (61x61x1): Interpolated grid: dx=1.500 mm, dy=1.500 mm
Maximum value of SAR (interpolated) = 0.596 W/kg

Pin=50mW/Zoom Scan (5x5x7)/Cube 0: Measurement grid: dx=8mm, dy=8mm, dz=5mm
Reference Value = 27.46 V/m; Power Drift = -0.01 dB
Peak SAR (extrapolated) = 0.658 W/kg
SAR(1 g) = 0.461 W/kg; SAR(10 g) = 0.307 W/kg
Smallest distance from peaks to all points 3 dB below = 16.3 mm
Ratio of SAR at M2 to SAR at M1 = 69.8%
Maximum value of SAR (measured) = 0.597 W/kg

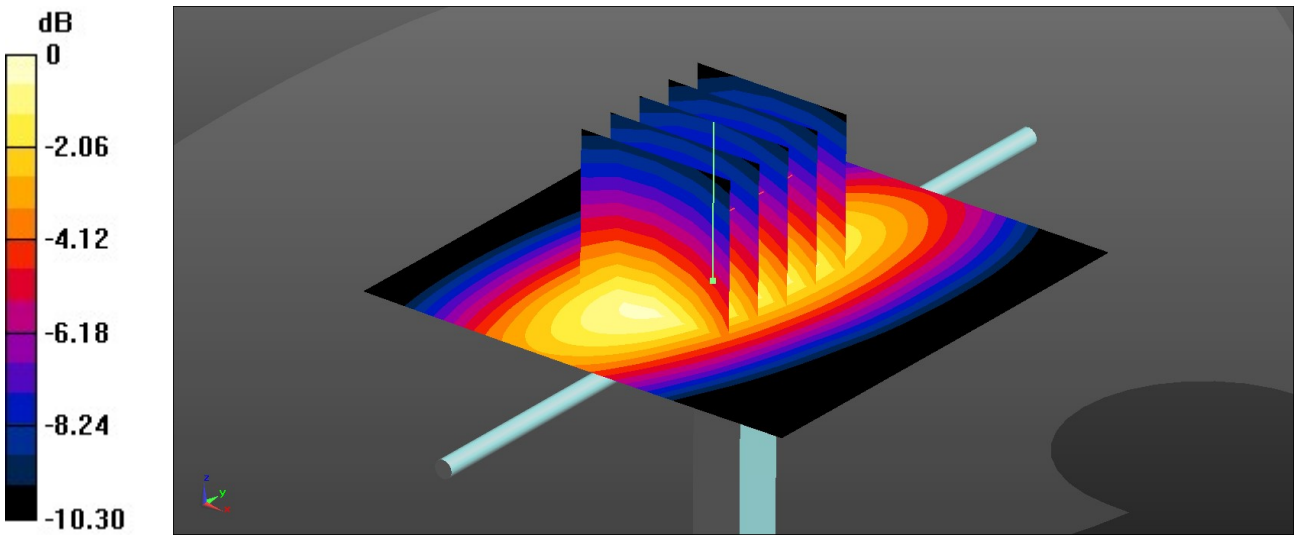

0 dB = 0.597 W/kg = -2.24 dBW/kg

Test Laboratory: Sporton International Inc. SAR/HAC Testing Lab Date: 2024/8/4

System Check_Head_1900MHz

DUT: D1900V2 - SN:5d118

Communication System: UID 0, CW (0); Frequency: 1900 MHz;Duty Cycle: 1:1
Medium: HSL_1900 Medium parameters used: f = 1900 MHz; σ = 1.397 S/m; ε_r = 39.035; ρ = 1000 kg/m^3
Ambient Temperature：23.3 ℃; Liquid Temperature：22.7 ℃

DASY5 Configuration:
- Probe: EX3DV4 - SN3857; ConvF(7.93, 7.26, 8.03); Calibrated: 2024/1/22
- Sensor-Surface: 1.4mm (Mechanical Surface Detection)
- Electronics: DAE4 Sn1650; Calibrated: 2023/9/13
- Phantom: SAM Twin Phantom; Type: SAM Twin; Serial: TP-1754
- Measurement SW: DASY52, Version 52.10 (4); SEMCAD X Version 14.6.14 (7501)

Pin=50mW/Area Scan (61x61x1): Interpolated grid: dx=1.500 mm, dy=1.500 mm
Maximum value of SAR (interpolated) = 2.54 W/kg

Pin=50mW/Zoom Scan (5x5x7)/Cube 0: Measurement grid: dx=8mm, dy=8mm, dz=5mm
Reference Value = 43.06 V/m; Power Drift = 0.10 dB
Peak SAR (extrapolated) = 3.51 W/kg
SAR(1 g) = 2.02 W/kg; SAR(10 g) = 1.07 W/kg
Smallest distance from peaks to all points 3 dB below = 11.2 mm
Ratio of SAR at M2 to SAR at M1 = 57.7%
Maximum value of SAR (measured) = 2.54 W/kg

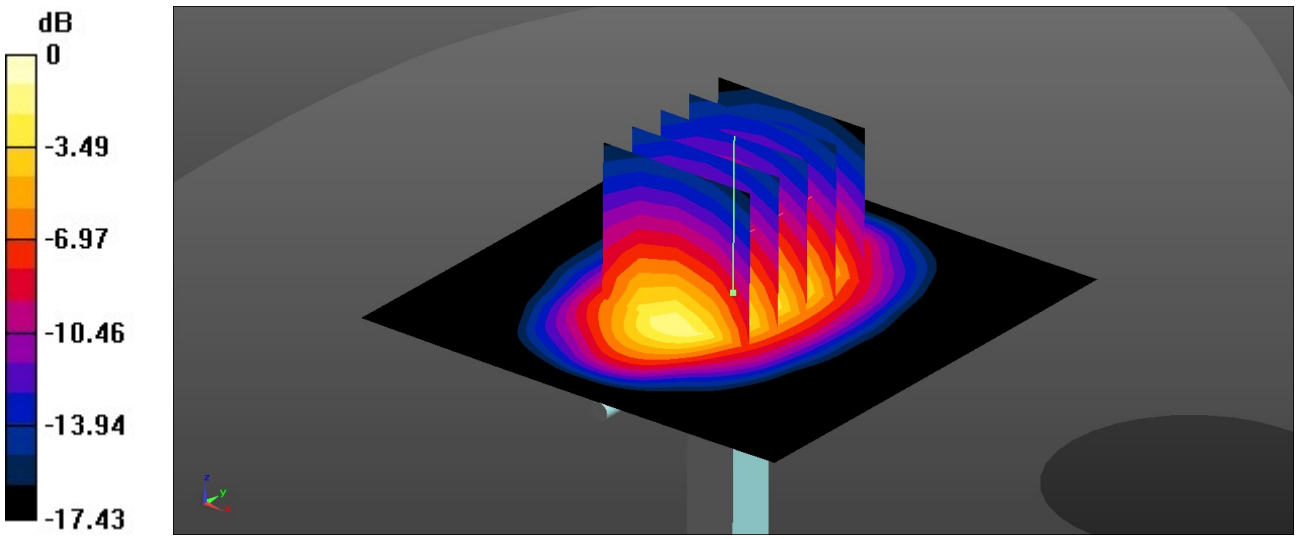

0 dB = 2.54 W/kg = 4.05 dBW/kg

Test Laboratory: Sporton International Inc. SAR/HAC Testing Lab Date: 2024/8/5

System Check_Head_2600MHz

DUT: D2600V2 - SN:1112

Communication System: UID 0, CW (0); Frequency: 2600 MHz;Duty Cycle: 1:1
Medium: HSL_2600 Medium parameters used: f = 2600 MHz; σ = 1.926 S/m; ε_r = 38.23; ρ = 1000 kg/m^3
Ambient Temperature：23.3 ℃; Liquid Temperature：22.7 ℃

DASY5 Configuration:
- Probe: EX3DV4 - SN3857; ConvF(7.36, 6.7, 7.41); Calibrated: 2024/1/22
- Sensor-Surface: 1.4mm (Mechanical Surface Detection)
- Electronics: DAE4 Sn1650; Calibrated: 2023/9/13
- Phantom: SAM Twin Phantom; Type: SAM Twin; Serial: TP-1754
- Measurement SW: DASY52, Version 52.10 (4); SEMCAD X Version 14.6.14 (7501)

Pin=50mW/Area Scan (71x71x1): Interpolated grid: dx=1.200 mm, dy=1.200 mm
Maximum value of SAR (interpolated) = 4.34 W/kg

Pin=50mW/Zoom Scan (7x7x7)/Cube 0: Measurement grid: dx=5mm, dy=5mm, dz=5mm
Reference Value = 46.55 V/m; Power Drift = 0.01 dB
Peak SAR (extrapolated) = 5.36 W/kg
SAR(1 g) = 2.63 W/kg; SAR(10 g) = 1.2 W/kg
Smallest distance from peaks to all points 3 dB below = 8.9 mm
Ratio of SAR at M2 to SAR at M1 = 49.4%
Maximum value of SAR (measured) = 4.38 W/kg

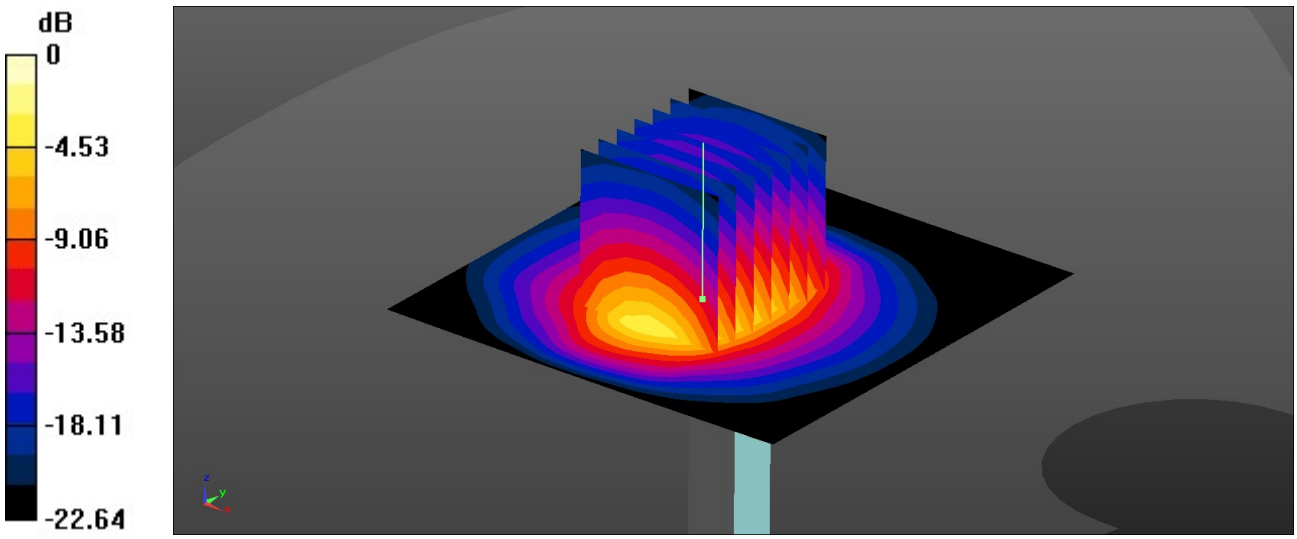

0 dB = 4.38 W/kg = 6.41 dBW/kg

Test Laboratory: Sporton International Inc. SAR/HAC Testing Lab Date: 2024/8/7

System Check_Head_3500MHz

DUT: D3500V2 - SN:1037

Communication System: UID 0, CW (0); Frequency: 3500 MHz;Duty Cycle: 1:1
Medium: HSL_3500 Medium parameters used: f = 3500 MHz; σ = 2.784 S/m; ε_r = 38.912; ρ = 1000 kg/m^3
Ambient Temperature：23.3 ℃; Liquid Temperature：22.8 ℃

DASY5 Configuration:
- Probe: EX3DV4 - SN3857; ConvF(7.08, 6.34, 6.93); Calibrated: 2024/1/22
- Sensor-Surface: 1.4mm (Mechanical Surface Detection)
- Electronics: DAE4 Sn1650; Calibrated: 2023/9/13
- Phantom: SAM Twin Phantom; Type: SAM Twin; Serial: TP-1754
- Measurement SW: DASY52, Version 52.10 (4); SEMCAD X Version 14.6.14 (7501)

Pin=50mW/Area Scan (91x91x1): Interpolated grid: dx=1.000 mm, dy=1.000 mm
Maximum value of SAR (interpolated) = 5.71 W/kg

Pin=50mW/Zoom Scan (7x7x7)/Cube 0: Measurement grid: dx=4mm, dy=4mm, dz=1.4mm
Reference Value = 45.34 V/m; Power Drift = 0.02 dB
Peak SAR (extrapolated) = 7.28 W/kg
SAR(1 g) = 3.03 W/kg; SAR(10 g) = 1.18 W/kg
Smallest distance from peaks to all points 3 dB below = 8.4 mm
Ratio of SAR at M2 to SAR at M1 = 78%
Maximum value of SAR (measured) = 5.68 W/kg

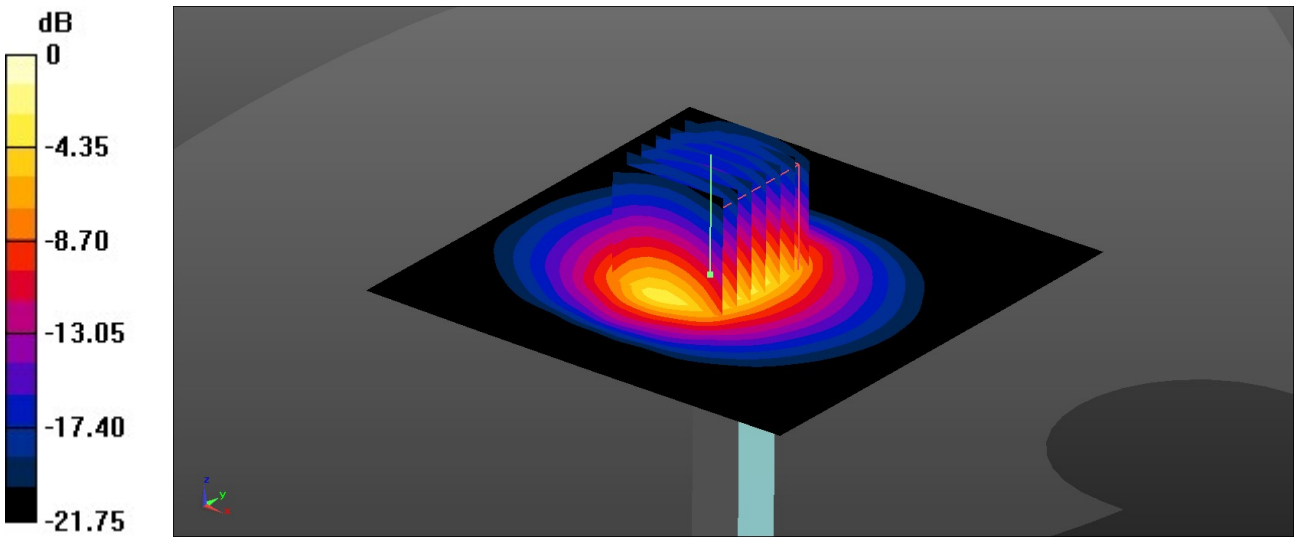

0 dB = 5.68 W/kg = 7.54 dBW/kg

Test Laboratory: Sporton International Inc. SAR/HAC Testing Lab Date: 2024/8/7

System Check_Head_3700MHz

DUT: D3700V2 - SN:1008

Communication System: UID 0, CW (0); Frequency: 3700 MHz;Duty Cycle: 1:1
Medium: HSL_3700 Medium parameters used: f = 3700 MHz; σ = 2.988 S/m; ε_r = 38.36; ρ = 1000 kg/m^3
Ambient Temperature：23.8 ℃; Liquid Temperature：22.8 ℃

DASY5 Configuration:
- Probe: EX3DV4 - SN3857; ConvF(7.06, 6.33, 6.89); Calibrated: 2024/1/22
- Sensor-Surface: 1.4mm (Mechanical Surface Detection)
- Electronics: DAE4 Sn1650; Calibrated: 2023/9/13
- Phantom: SAM Twin Phantom; Type: SAM Twin; Serial: TP-1754
- Measurement SW: DASY52, Version 52.10 (4); SEMCAD X Version 14.6.14 (7501)

Pin=50mW/Area Scan (91x91x1): Interpolated grid: dx=1.000 mm, dy=1.000 mm
Maximum value of SAR (interpolated) = 8.1 W/kg

Pin=50mW/Zoom Scan (7x7x7)/Cube 0: Measurement grid: dx=4mm, dy=4mm, dz=1.4mm
Reference Value = 41.10 V/m; Power Drift = 0.01 dB
Peak SAR (extrapolated) = 10.9 W/kg
SAR(1 g) = 3.3 W/kg; SAR(10 g) = 1.24 W/kg
Smallest distance from peaks to all points 3 dB below = 8 mm
Ratio of SAR at M2 to SAR at M1 = 77.7%
Maximum value of SAR (measured) = 8.0 W/kg

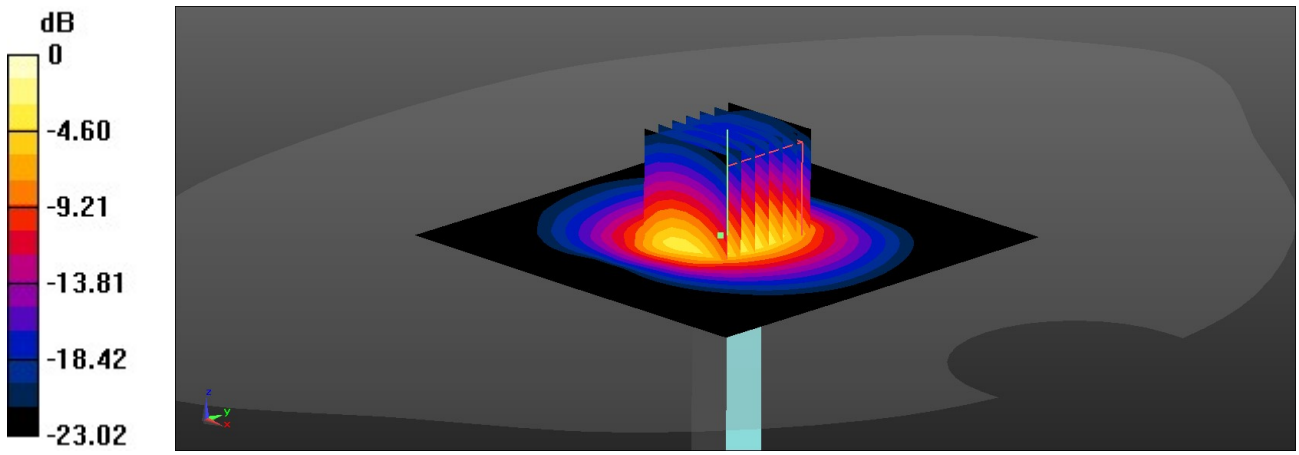

0 dB = 8.0 W/kg = 8.00 dBW/kg

Test Laboratory: Sporton International Inc. SAR/HAC Testing Lab Date: 2024/8/7

System Check_Head_3900MHz

DUT: D3900V2 - SN:1048

Communication System: UID 0, CW (0); Frequency: 3900 MHz;Duty Cycle: 1:1
Medium: HSL_3900 Medium parameters used: f = 3900 MHz; σ = 3.171 S/m; ε_r = 38.038; ρ = 1000 kg/m^3
Ambient Temperature：23.3 ℃; Liquid Temperature：22.8 ℃

DASY5 Configuration:
- Probe: EX3DV4 - SN3857; ConvF(7.38, 6.56, 7.19); Calibrated: 2024/1/22
- Sensor-Surface: 1.4mm (Mechanical Surface Detection)
- Electronics: DAE4 Sn1650; Calibrated: 2023/9/13
- Phantom: SAM Twin Phantom; Type: SAM Twin; Serial: TP-1754
- Measurement SW: DASY52, Version 52.10 (4); SEMCAD X Version 14.6.14 (7501)

Pin=50mW/Area Scan (91x91x1): Interpolated grid: dx=1.000 mm, dy=1.000 mm
Maximum value of SAR (interpolated) = 6.49 W/kg

Pin=50mW/Zoom Scan (8x8x7)/Cube 0: Measurement grid: dx=4mm, dy=4mm, dz=1.4mm
Reference Value = 47.43 V/m; Power Drift = -0.02 dB
Peak SAR (extrapolated) = 8.82 W/kg
SAR(1 g) = 3.27 W/kg; SAR(10 g) = 1.15 W/kg
Smallest distance from peaks to all points 3 dB below = 8 mm
Ratio of SAR at M2 to SAR at M1 = 73.7%
Maximum value of SAR (measured) = 6.38 W/kg

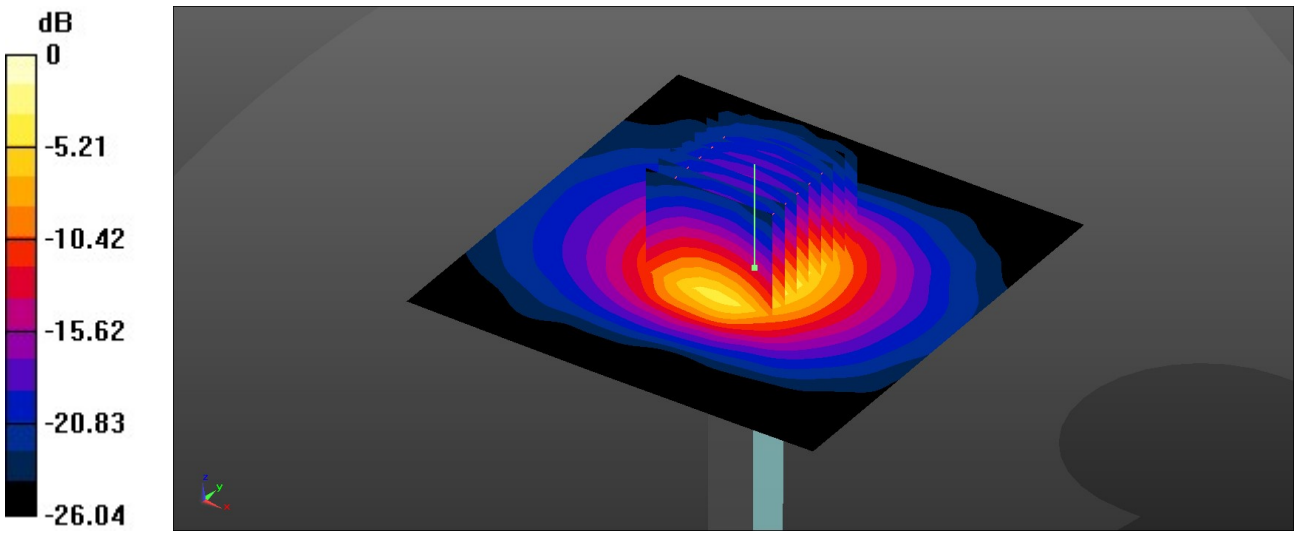

0 dB = 6.38 W/kg = 8.05 dBW/kg

Test Laboratory: Sporton International Inc. SAR/HAC Testing Lab Date: 2024/8/8

System Check_Head_835MHz

DUT: D835V2 - SN:4d091

Communication System: UID 0, CW (0); Frequency: 835 MHz;Duty Cycle: 1:1
Medium: HSL_835 Medium parameters used: f = 835 MHz; σ = 0.912 S/m; ε_r = 41.936; ρ = 1000 kg/m^3
Ambient Temperature：23.3 °C; Liquid Temperature：22.7 °C

DASY5 Configuration:
- Probe: EX3DV4 - SN3857; ConvF(9.29, 8.23, 9.75); Calibrated: 2024/1/22
- Sensor-Surface: 1.4mm (Mechanical Surface Detection)
- Electronics: DAE4 Sn1650; Calibrated: 2023/9/13
- Phantom: SAM Twin Phantom; Type: SAM Twin; Serial: TP-1754
- Measurement SW: DASY52, Version 52.10 (4); SEMCAD X Version 14.6.14 (7501)

Pin=50mW/Area Scan (61x61x1): Interpolated grid: dx=1.500 mm, dy=1.500 mm
Maximum value of SAR (interpolated) = 0.628 W/kg

Pin=50mW/Zoom Scan (5x5x7)/Cube 0: Measurement grid: dx=8mm, dy=8mm, dz=5mm
Reference Value = 27.92 V/m; Power Drift = -0.12 dB
Peak SAR (extrapolated) = 0.693 W/kg
SAR(1 g) = 0.477 W/kg; SAR(10 g) = 0.313 W/kg
Smallest distance from peaks to all points 3 dB below = 16 mm
Ratio of SAR at M2 to SAR at M1 = 68%
Maximum value of SAR (measured) = 0.630 W/kg

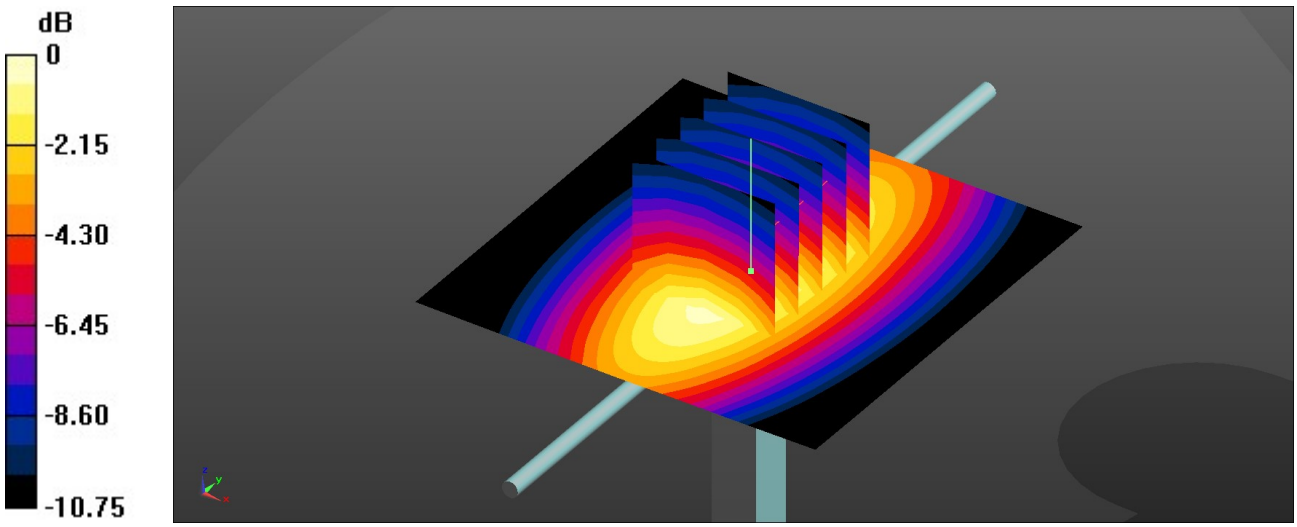

0 dB = 0.630 W/kg = -2.01 dBW/kg

Test Laboratory: Sporton International Inc. SAR/HAC Testing Lab Date: 2024/8/10

System Check_Head_1900MHz

DUT: D1900V2 - SN:5d118

Communication System: UID 0, CW (0); Frequency: 1900 MHz;Duty Cycle: 1:1
Medium: HSL_1900 Medium parameters used: f = 1900 MHz; σ = 1.407 S/m; ε_r = 40.199; ρ = 1000 kg/m^3
Ambient Temperature：23.3 ℃; Liquid Temperature：22.7 ℃

DASY5 Configuration:
- Probe: EX3DV4 - SN3857; ConvF(7.93, 7.26, 8.03); Calibrated: 2024/1/22
- Sensor-Surface: 1.4mm (Mechanical Surface Detection)
- Electronics: DAE4 Sn1650; Calibrated: 2023/9/13
- Phantom: SAM Twin Phantom; Type: SAM Twin; Serial: TP-1754
- Measurement SW: DASY52, Version 52.10 (4); SEMCAD X Version 14.6.14 (7501)

Pin=50mW/Area Scan (61x61x1): Interpolated grid: dx=1.500 mm, dy=1.500 mm
Maximum value of SAR (interpolated) = 3.10 W/kg

Pin=50mW/Zoom Scan (5x5x7)/Cube 0: Measurement grid: dx=8mm, dy=8mm, dz=5mm
Reference Value = 44.86 V/m; Power Drift = -0.02 dB
Peak SAR (extrapolated) = 3.16 W/kg
SAR(1 g) = 1.81 W/kg; SAR(10 g) = 0.958 W/kg
Smallest distance from peaks to all points 3 dB below = 9.6 mm
Ratio of SAR at M2 to SAR at M1 = 54.7%
Maximum value of SAR (measured) = 2.68 W/kg

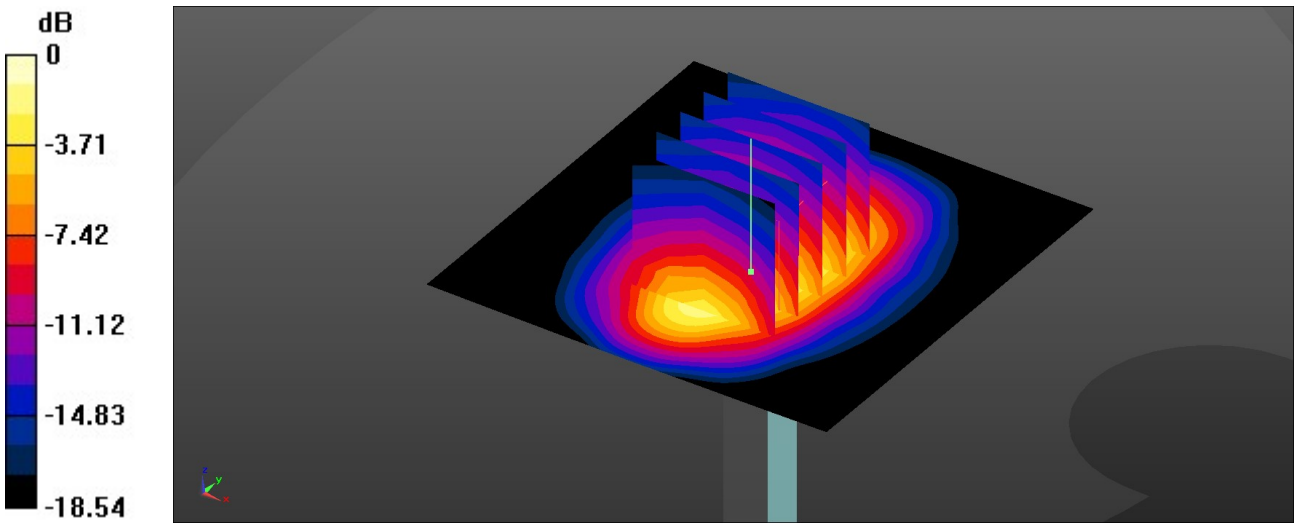

0 dB = 2.68 W/kg = 4.28 dBW/kg

Test Laboratory: Sporton International Inc. SAR/HAC Testing Lab Date: 2024/8/11

System Check_Head_2600MHz

DUT: D2600V2 - SN:1112

Communication System: UID 0, CW (0); Frequency: 2600 MHz;Duty Cycle: 1:1
Medium: HSL_2600 Medium parameters used: f = 2600 MHz; σ = 2.03 S/m; ε_r = 40.355; ρ = 1000 kg/m^3
Ambient Temperature：23.3 ℃; Liquid Temperature：22.7 ℃

DASY5 Configuration:
- Probe: EX3DV4 - SN3857; ConvF(7.36, 6.7, 7.41); Calibrated: 2024/1/22
- Sensor-Surface: 1.4mm (Mechanical Surface Detection)
- Electronics: DAE4 Sn1650; Calibrated: 2023/9/13
- Phantom: SAM Twin Phantom; Type: SAM Twin; Serial: TP-1754
- Measurement SW: DASY52, Version 52.10 (4); SEMCAD X Version 14.6.14 (7501)

Pin=50mW/Area Scan (71x71x1): Interpolated grid: dx=1.200 mm, dy=1.200 mm
Maximum value of SAR (interpolated) = 3.80 W/kg

Pin=50mW/Zoom Scan (7x7x7)/Cube 0: Measurement grid: dx=5mm, dy=5mm, dz=5mm
Reference Value = 45.85 V/m; Power Drift = -0.14 dB
Peak SAR (extrapolated) = 5.69 W/kg
SAR(1 g) = 2.69 W/kg; SAR(10 g) = 1.24 W/kg
Smallest distance from peaks to all points 3 dB below = 9.8 mm
Ratio of SAR at M2 to SAR at M1 = 49.5%
Maximum value of SAR (measured) = 3.64 W/kg

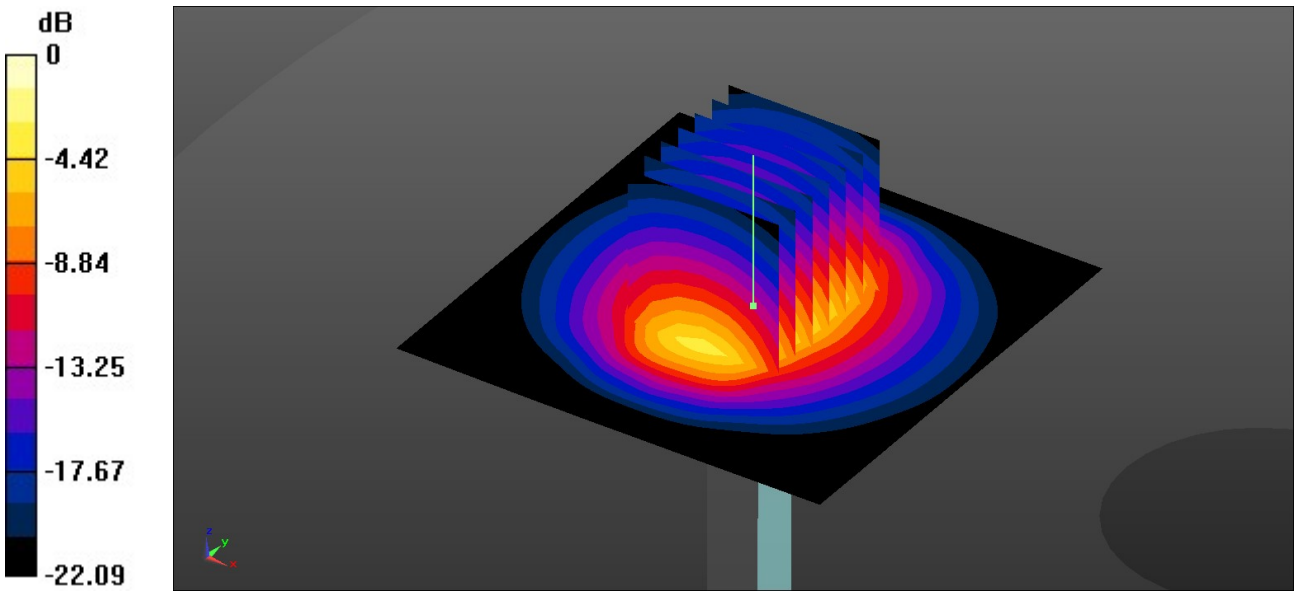

0 dB = 3.64 W/kg = 5.61 dBW/kg

Test Laboratory: Sporton International Inc. SAR/HAC Testing Lab Date: 2024/8/13

System Check_Head_3500MHz

DUT: D3500V2 - SN:1037

Communication System: UID 0, CW (0); Frequency: 3500 MHz;Duty Cycle: 1:1
Medium: HSL_3500 Medium parameters used: f = 3500 MHz; σ = 2.813 S/m; ε_r = 38.735; ρ = 1000 kg/m^3
Ambient Temperature：23.3 ℃; Liquid Temperature：22.8 ℃

DASY5 Configuration:
- Probe: EX3DV4 - SN3857; ConvF(7.08, 6.34, 6.93); Calibrated: 2024/1/22
- Sensor-Surface: 1.4mm (Mechanical Surface Detection)
- Electronics: DAE4 Sn1650; Calibrated: 2023/9/13
- Phantom: SAM Twin Phantom; Type: SAM Twin; Serial: TP-1754
- Measurement SW: DASY52, Version 52.10 (4); SEMCAD X Version 14.6.14 (7501)

Pin=50mW/Area Scan (91x91x1): Interpolated grid: dx=1.000 mm, dy=1.000 mm
Maximum value of SAR (interpolated) = 7.14 W/kg

Pin=50mW/Zoom Scan (7x7x7)/Cube 0: Measurement grid: dx=4mm, dy=4mm, dz=1.4mm
Reference Value = 28.14 V/m; Power Drift = 0.06 dB
Peak SAR (extrapolated) = 8.99 W/kg
SAR(1 g) = 3.12 W/kg; SAR(10 g) = 1.2 W/kg
Smallest distance from peaks to all points 3 dB below = 8.5 mm
Ratio of SAR at M2 to SAR at M1 = 74.5%
Maximum value of SAR (measured) = 7.07 W/kg

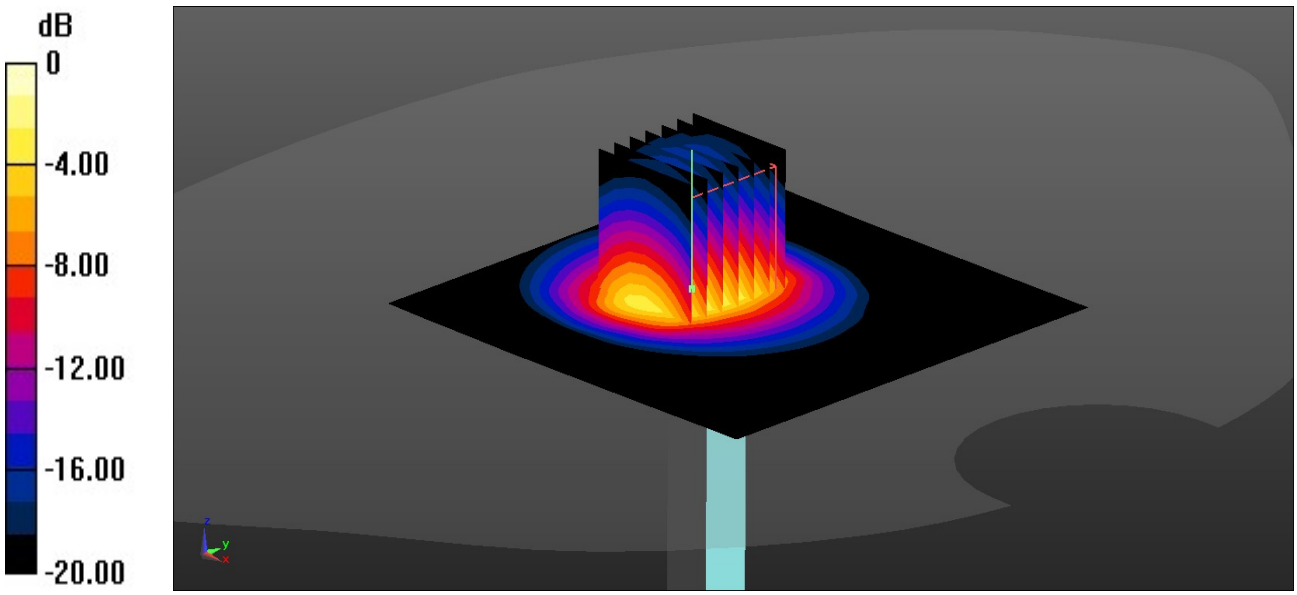

0 dB = 7.07 W/kg = 8.49 dBW/kg

Test Laboratory: Sporton International Inc. SAR/HAC Testing Lab Date: 2024/8/13

System Check_Head_3700MHz

DUT: D3700V2 - SN:1008

Communication System: UID 0, CW (0); Frequency: 3700 MHz;Duty Cycle: 1:1
Medium: HSL_3700 Medium parameters used: f = 3700 MHz; σ = 2.991 S/m; ε_r = 38.382; ρ = 1000 kg/m^3
Ambient Temperature：23.3 ℃; Liquid Temperature：22.8 ℃

DASY5 Configuration:
- Probe: EX3DV4 - SN3857; ConvF(7.06, 6.33, 6.89); Calibrated: 2024/1/22
- Sensor-Surface: 1.4mm (Mechanical Surface Detection)
- Electronics: DAE4 Sn1650; Calibrated: 2023/9/13
- Phantom: SAM Twin Phantom; Type: SAM Twin; Serial: TP-1754
- Measurement SW: DASY52, Version 52.10 (4); SEMCAD X Version 14.6.14 (7501)

Pin=50mW/Area Scan (91x91x1): Interpolated grid: dx=1.000 mm, dy=1.000 mm
Maximum value of SAR (interpolated) = 8.1 W/kg

Pin=50mW/Zoom Scan (7x7x7)/Cube 0: Measurement grid: dx=4mm, dy=4mm, dz=1.4mm
Reference Value = 41.10 V/m; Power Drift = 0.04 dB
Peak SAR (extrapolated) = 10.9 W/kg
SAR(1 g) = 3.25 W/kg; SAR(10 g) = 1.21 W/kg
Smallest distance from peaks to all points 3 dB below = 8 mm
Ratio of SAR at M2 to SAR at M1 = 77.7%
Maximum value of SAR (measured) = 7.9 W/kg

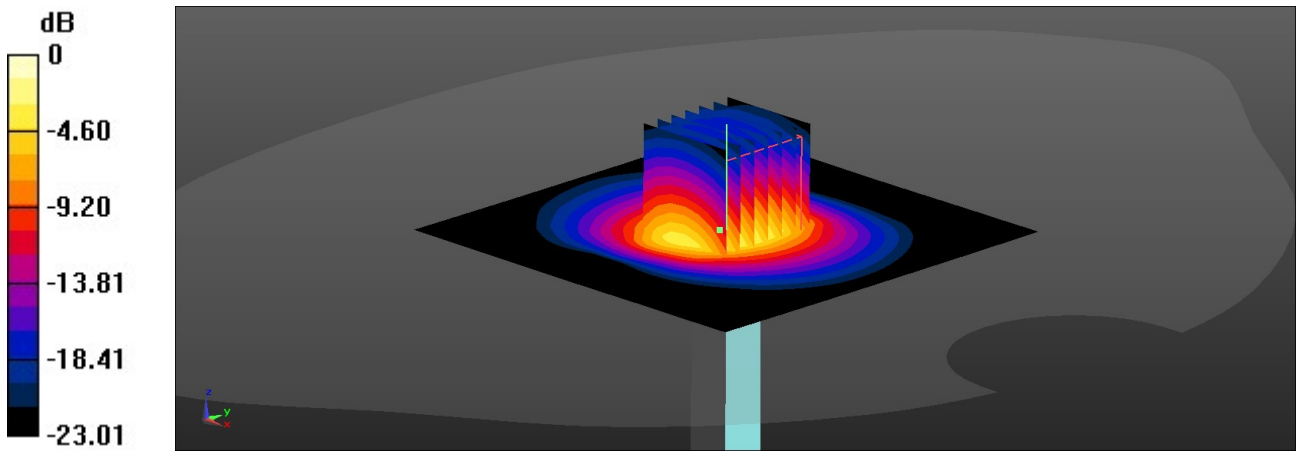

0 dB = 7.9 W/kg = 8.00 dBW/kg

Test Laboratory: Sporton International Inc. SAR/HAC Testing Lab Date: 2024/8/13

System Check_Head_3900MHz

DUT: D3900V2 - SN:1048

Communication System: UID 0, CW (0); Frequency: 3900 MHz;Duty Cycle: 1:1
Medium: HSL_3900 Medium parameters used: f = 3900 MHz; σ = 3.175 S/m; ε_r = 38.058; ρ = 1000 kg/m^3
Ambient Temperature：23.3 ℃; Liquid Temperature：22.8 ℃

DASY5 Configuration:
- Probe: EX3DV4 - SN3857; ConvF(7.38, 6.56, 7.19); Calibrated: 2024/1/22
- Sensor-Surface: 1.4mm (Mechanical Surface Detection)
- Electronics: DAE4 Sn1650; Calibrated: 2023/9/13
- Phantom: SAM Twin Phantom; Type: SAM Twin; Serial: TP-1754
- Measurement SW: DASY52, Version 52.10 (4); SEMCAD X Version 14.6.14 (7501)

Pin=50mW/Area Scan (91x91x1): Interpolated grid: dx=1.000 mm, dy=1.000 mm
Maximum value of SAR (interpolated) = 7.50 W/kg

Pin=50mW/Zoom Scan (7x7x7)/Cube 0: Measurement grid: dx=4mm, dy=4mm, dz=1.4mm
Reference Value = 27.69 V/m; Power Drift = 0.08 dB
Peak SAR (extrapolated) = 10.3 W/kg
SAR(1 g) = 3.65 W/kg; SAR(10 g) = 1.23 W/kg
Smallest distance from peaks to all points 3 dB below = 8.4 mm
Ratio of SAR at M2 to SAR at M1 = 75.6%
Maximum value of SAR (measured) = 7.07 W/kg

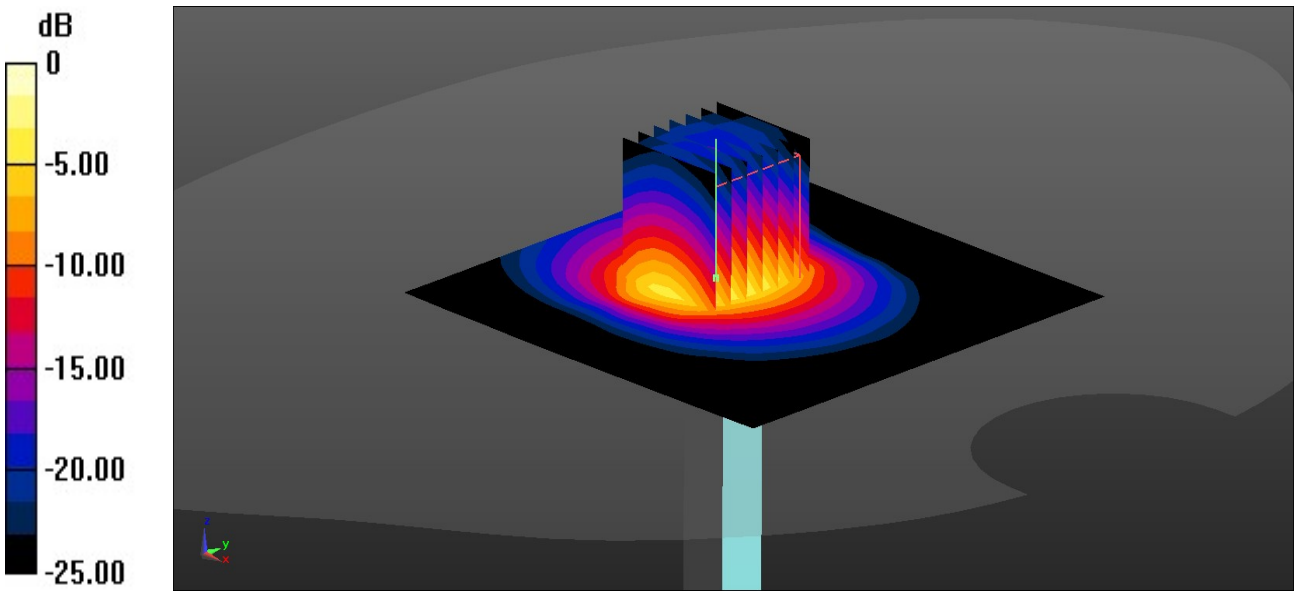

0 dB = 7.63 W/kg = 8.83 dBW/kg

Test Laboratory: Sporton International Inc. SAR/HAC Testing Lab Date: 2024/8/13

System Check_Head_2450MHz

DUT: D2450V2 - SN:1095

Communication System: UID 0, CW (0); Frequency: 2450 MHz;Duty Cycle: 1:1
Medium: HSL_2450 Medium parameters used: f = 2450 MHz; σ = 1.744 S/m; ε_r = 39.267; ρ = 1000 kg/m^3
Ambient Temperature：23.3 ℃; Liquid Temperature：22.8 ℃

DASY5 Configuration:
- Probe: EX3DV4 - SN3857; ConvF(7.44, 6.79, 7.48); Calibrated: 2024/1/22
- Sensor-Surface: 1.4mm (Mechanical Surface Detection)
- Electronics: DAE4 Sn1650; Calibrated: 2023/9/13
- Phantom: SAM Twin Phantom; Type: SAM Twin; Serial: TP-1754
- Measurement SW: DASY52, Version 52.10 (4); SEMCAD X Version 14.6.14 (7501)

Pin=50mW/Area Scan (71x71x1): Interpolated grid: dx=1.200 mm, dy=1.200 mm
Maximum value of SAR (interpolated) = 4.50 W/kg

Pin=50mW/Zoom Scan (7x7x7)/Cube 0: Measurement grid: dx=5mm, dy=5mm, dz=5mm
Reference Value = 47.76 V/m; Power Drift = -0.07 dB
Peak SAR (extrapolated) = 5.37 W/kg
SAR(1 g) = 2.67 W/kg; SAR(10 g) = 1.26 W/kg
Smallest distance from peaks to all points 3 dB below = 9.2 mm
Ratio of SAR at M2 to SAR at M1 = 49.9%
Maximum value of SAR (measured) = 4.40 W/kg

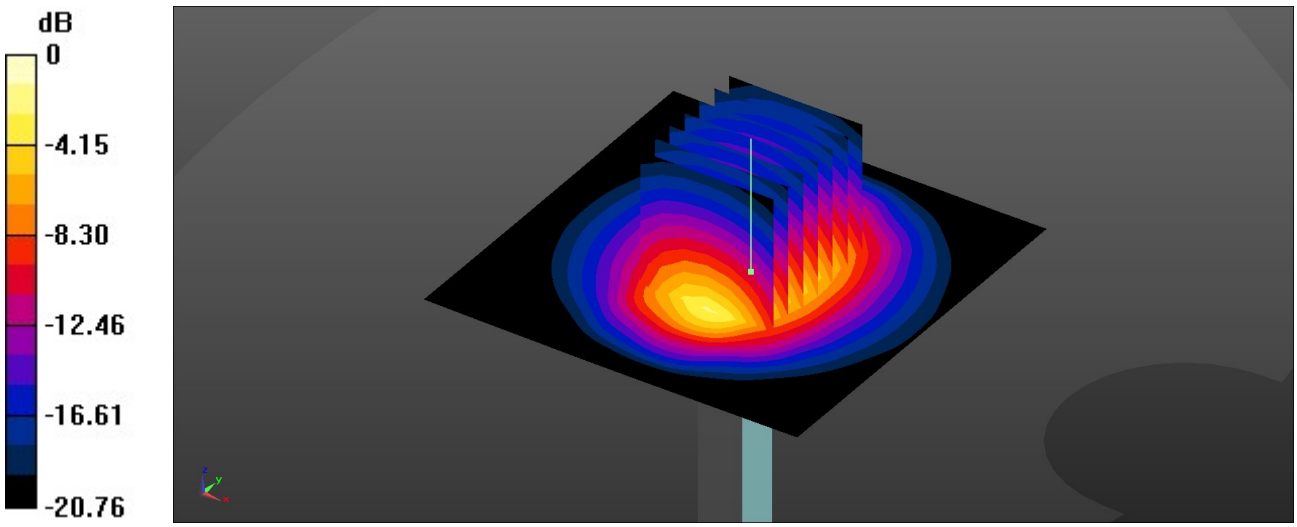

0 dB = 4.40 W/kg = 6.43 dBW/kg

Test Laboratory: Sporton International Inc. SAR/HAC Testing Lab Date: 2024/8/14

System Check_Head_5250MHz

DUT: D5GHzV2 - SN:1113

Communication System: UID 0, CW (0); Frequency: 5250 MHz;Duty Cycle: 1:1
Medium: HSL_5000 Medium parameters used: f = 5250 MHz; σ = 4.573 S/m; ε_r = 35.72; ρ = 1000 kg/m^3
Ambient Temperature：23.3 ℃; Liquid Temperature：22.8 ℃

DASY5 Configuration:
- Probe: EX3DV4 - SN3857; ConvF(5.34, 4.76, 5.24); Calibrated: 2024/1/22
- Sensor-Surface: 1.4mm (Mechanical Surface Detection)
- Electronics: DAE4 Sn1650; Calibrated: 2023/9/13
- Phantom: SAM Twin Phantom; Type: SAM Twin; Serial: TP-1754
- Measurement SW: DASY52, Version 52.10 (4); SEMCAD X Version 14.6.14 (7501)

Pin=50mW/Area Scan (91x91x1): Interpolated grid: dx=1.000 mm, dy=1.000 mm
Maximum value of SAR (interpolated) = 9.86 W/kg

Pin=50mW/Zoom Scan (7x7x7)/Cube 0: Measurement grid: dx=4mm, dy=4mm, dz=1.4mm
Reference Value = 48.94 V/m; Power Drift = -0.02 dB
Peak SAR (extrapolated) = 16.3 W/kg
SAR(1 g) = 4.17 W/kg; SAR(10 g) = 1.22 W/kg
Smallest distance from peaks to all points 3 dB below = 7.2 mm
Ratio of SAR at M2 to SAR at M1 = 65.5%
Maximum value of SAR (measured) = 10.3 W/kg

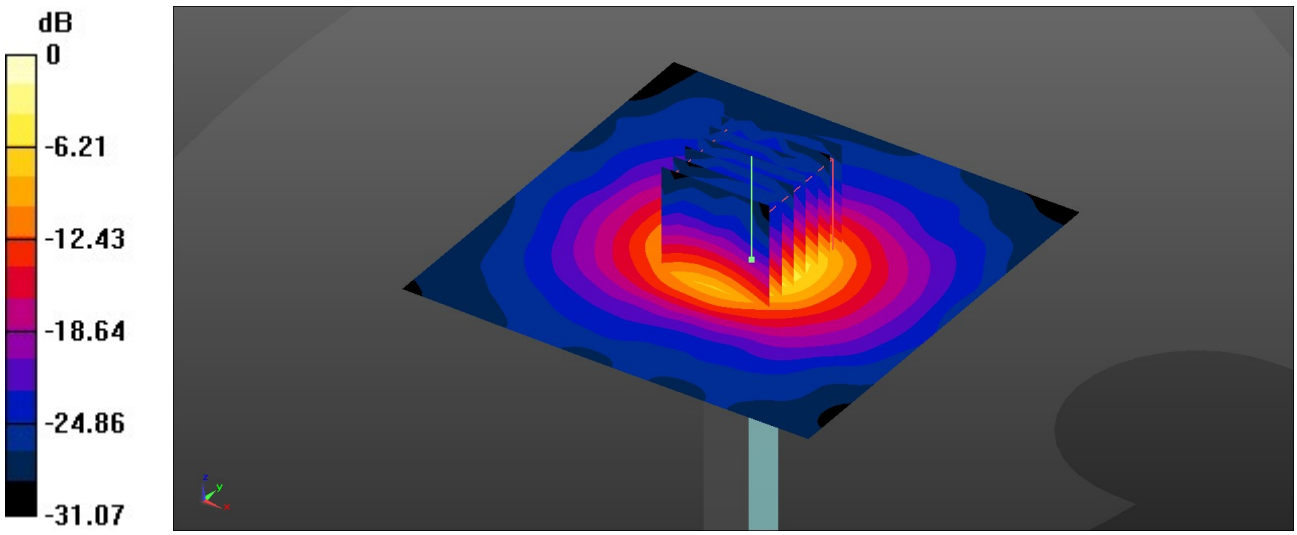

0 dB = 10.3 W/kg = 10.13 dBW/kg

Test Laboratory: Sporton International Inc. SAR/HAC Testing Lab Date: 2024/8/15

System Check_Head_5600MHz

DUT: D5GHzV2 - SN:1113

Communication System: UID 0, CW (0); Frequency: 5600 MHz;Duty Cycle: 1:1
Medium: HSL_5000 Medium parameters used: f = 5600 MHz; σ = 4.997 S/m; ε_r = 35.371; ρ = 1000 kg/m^3
Ambient Temperature：23.3 ℃; Liquid Temperature：22.8 ℃

DASY5 Configuration:
- Probe: EX3DV4 - SN3857; ConvF(4.9, 4.3, 4.75); Calibrated: 2024/1/22
- Sensor-Surface: 1.4mm (Mechanical Surface Detection)
- Electronics: DAE4 Sn1650; Calibrated: 2023/9/13
- Phantom: SAM Twin Phantom; Type: SAM Twin; Serial: TP-1754
- Measurement SW: DASY52, Version 52.10 (4); SEMCAD X Version 14.6.14 (7501)

Pin=50mW/Area Scan (91x91x1): Interpolated grid: dx=1.000 mm, dy=1.000 mm
Maximum value of SAR (interpolated) = 11.4 W/kg

Pin=50mW/Zoom Scan (7x7x7)/Cube 0: Measurement grid: dx=4mm, dy=4mm, dz=1.4mm
Reference Value = 51.37 V/m; Power Drift = -0.07 dB
Peak SAR (extrapolated) = 19.1 W/kg
SAR(1 g) = 4.42 W/kg; SAR(10 g) = 1.2 W/kg
Smallest distance from peaks to all points 3 dB below = 7.2 mm
Ratio of SAR at M2 to SAR at M1 = 63.7%
Maximum value of SAR (measured) = 11.7 W/kg

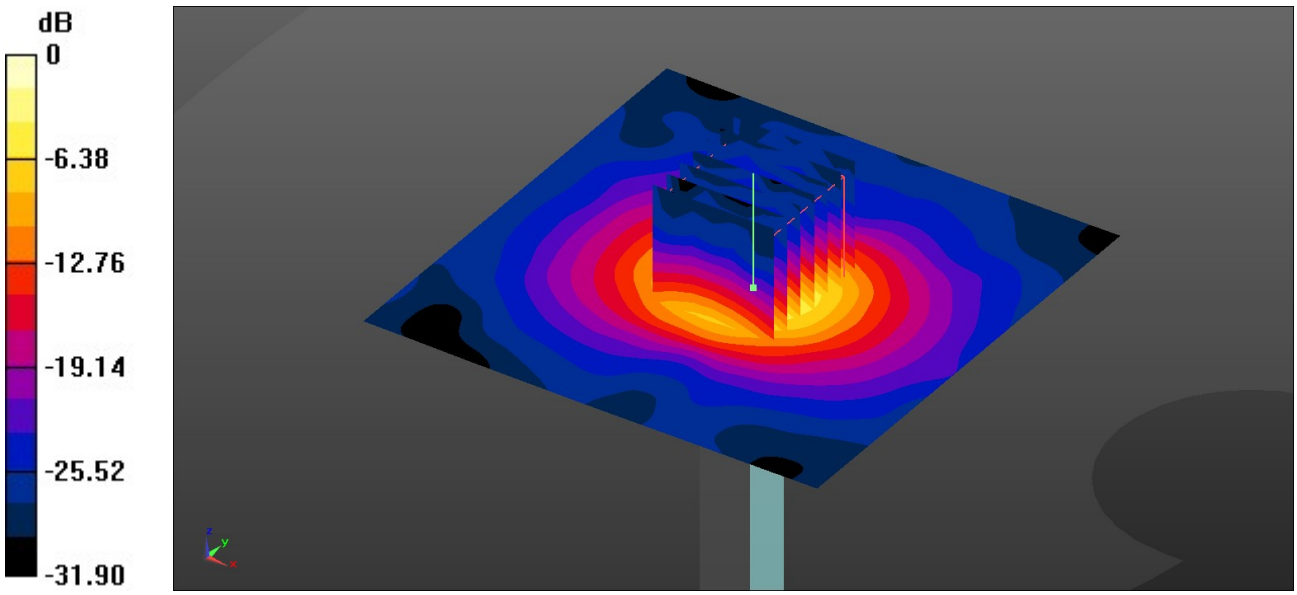

0 dB = 11.7 W/kg = 10.68 dBW/kg

Test Laboratory: Sporton International Inc. SAR/HAC Testing Lab Date: 2024/8/16

System Check_Head_5750MHz

DUT: D5GHzV2 - SN:1113

Communication System: UID 0, CW (0); Frequency: 5750 MHz;Duty Cycle: 1:1
Medium: HSL_5000 Medium parameters used: f = 5750 MHz; σ = 5.105 S/m; ε_r = 34.869; ρ = 1000 kg/m^3
Ambient Temperature：23.3 ℃; Liquid Temperature：22.8 ℃

DASY5 Configuration:
- Probe: EX3DV4 - SN3857; ConvF(5.19, 4.53, 5.01); Calibrated: 2024/1/22
- Sensor-Surface: 1.4mm (Mechanical Surface Detection)
- Electronics: DAE4 Sn1650; Calibrated: 2023/9/13
- Phantom: SAM Twin Phantom; Type: SAM Twin; Serial: TP-1754
- Measurement SW: DASY52, Version 52.10 (4); SEMCAD X Version 14.6.14 (7501)

Pin=50mW/Area Scan (91x91x1): Interpolated grid: dx=1.000 mm, dy=1.000 mm
Maximum value of SAR (interpolated) = 9.89 W/kg

Pin=50mW/Zoom Scan (7x7x7)/Cube 0: Measurement grid: dx=4mm, dy=4mm, dz=1.4mm
Reference Value = 47.32 V/m; Power Drift = -0.04 dB
Peak SAR (extrapolated) = 17.8 W/kg
SAR(1 g) = 4.08 W/kg; SAR(10 g) = 1.18 W/kg
Smallest distance from peaks to all points 3 dB below = 7.2 mm
Ratio of SAR at M2 to SAR at M1 = 62.1%
Maximum value of SAR (measured) = 10.5 W/kg

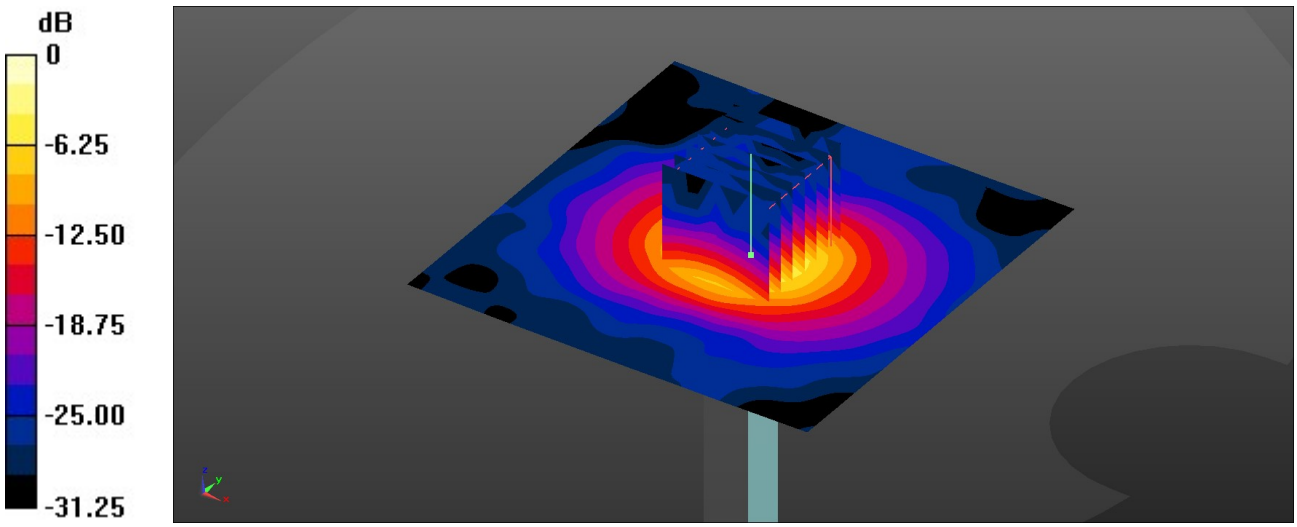

0 dB = 10.5 W/kg = 10.21 dBW/kg

Date: 2024-08-10

System Check_Head_6500MHz

DUT:D6.5GHzV2 - SN:1031

Communication System: CW; Frequency: 6500.000 MHz; Duty Cycle: 1:1
Medium: Head Simulating Liquid Medium parameters used: f= 6500.000 MHz; σ= 6.16 S/m; ε_r= 34.6
Ambient Temperature: 23.4°C; Liquid Temperature: 22.8°C

DASY6 Configuration:
- Probe: EX3DV4 - SN7764; ConvF(5.5, 5.5, 5.5); Calibrated: 2023-10-05
- Sensor-Surface: 1.4 mm
- Electronics: DAE4 Sn1303; Calibrated: 2023-11-20
- Phantom: Twin-SAM V8.0 (30deg probe tilt); Serial: 2022; Section: Flat
- Measurement Software: 16.4.0.5005
- UID: CW, 0--

Area Scan (51.0 mm x 85.0 mm): Measurement Grid: 8.5 mm x 8.5 mm
SAR (1g) = 12.0 W/kg; SAR (10g) = 2.55 W/kg;

Zoom Scan (22.0 mm x 22.0 mm x 22.0 mm): Measurement Grid: 3.4 mm x 3.4 mm x 1.4 mm;
Power Drift = -0.01 dB
SAR (1g) = 13.8 W/kg; SAR (10g) = 2.59 W/kg;
Smallest distance from peaks to all points 3dB below is 4.1 mm
Ratio of SAR at M2 to SAR at M1 = 50.7 %
psAPD (4.0cm2, sq) = 61.9[W/m2]

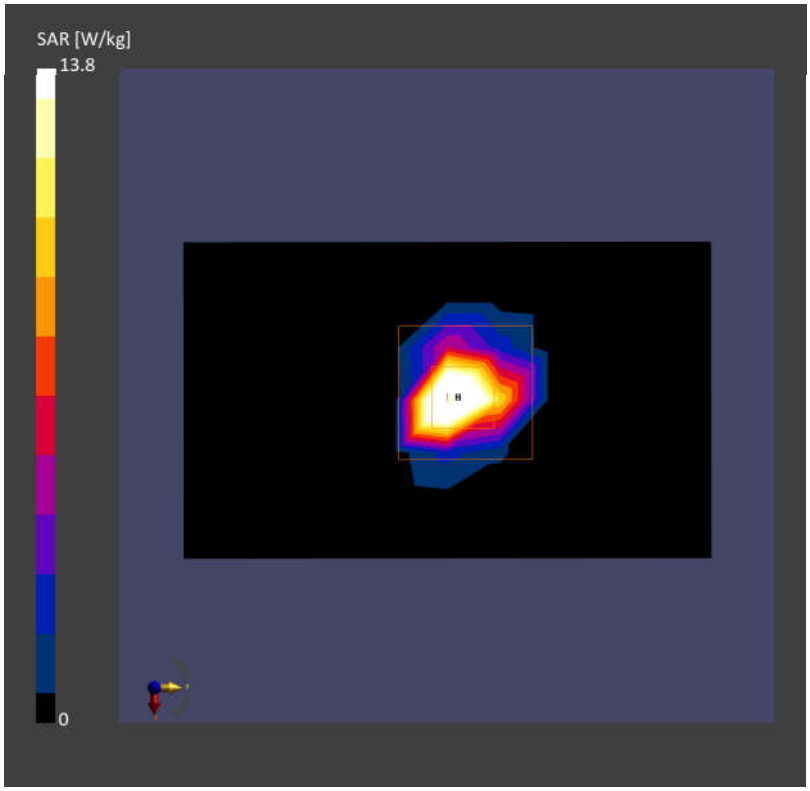

Date: 2024-08-17

System Check_Head_835MHz

DUT: D835V2 - SN4d091

Communication System: CW; Frequency: 835.000 MHz; Duty Cycle: 1:1
Medium: HSL Medium parameters used: f= 835.000 MHz; σ= 0.911 S/m; ε_r = 42.7
Ambient Temperature: 23.3°C; Liquid Temperature: 22.7°C

DASY6 Configuration:
- Probe: EX3DV4 - SN7706; ConvF(9.26, 10.67, 9.28); Calibrated: 2024-01-24
- Sensor-Surface: 1.4 mm
- Electronics: DAE4 Sn1649; Calibrated: 2024-07-03
- Phantom: Twin-SAM V8.0 (30deg probe tilt); Serial: 2024; Section: Flat
- Measurement Software: 16.4.0.5005

Area Scan (40.0 mm x 90.0 mm): Measurement Grid: 10.0 mm x 15.0 mm
SAR (1g) = 0.496 W/kg; SAR (10g) = 0.326 W/kg;

Zoom Scan (30.0 mm x 30.0 mm x 30.0 mm): Measurement Grid: 6.0 mm x 6.0 mm x 1.5 mm
Power Drift = 0.01 dB
SAR (1g) = 0.495 W/kg; SAR (10g) = 0.331 W/kg
Smallest distance from peaks to all points 3 dB below = 16.1 mm
Ratio of SAR at M2 to SAR at M1 = 88.2 %

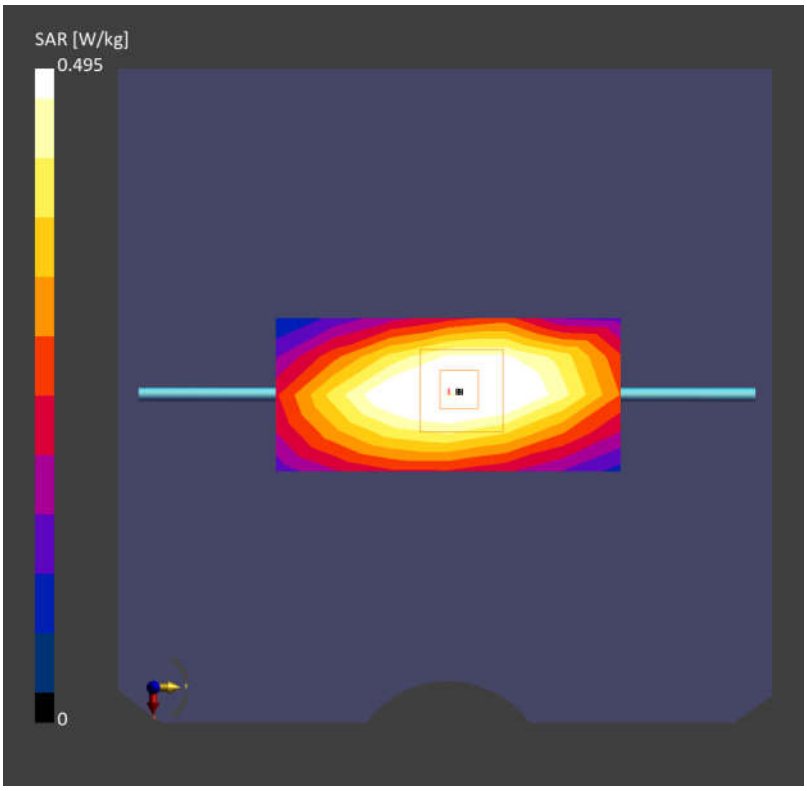

Date: 2024-08-17

System Check_Head_1900MHz

DUT: D1900V2 - SN5d118

Communication System: CW; Frequency: 1900.000 MHz; Duty Cycle: 1:1
Medium: HSL Medium parameters used: f= 1900.000 MHz; σ= 1.40 S/m; ε_r = 41.4
Ambient Temperature: 23.3°C; Liquid Temperature: 22.7°C

DASY6 Configuration:
- Probe: EX3DV4 - SN7706; ConvF(7.77, 8.97, 7.88); Calibrated: 2024-01-24
- Sensor-Surface: 1.4 mm
- Electronics: DAE4 Sn1649; Calibrated: 2024-07-03
- Phantom: Twin-SAM V8.0 (30deg probe tilt); Serial: 2024; Section: Flat
- Measurement Software: 16.4.0.5005

Area Scan (40.0 mm x 90.0 mm): Measurement Grid: 10.0 mm x 15.0 mm
SAR (1g) = 2.02 W/kg; SAR (10g) = 1.05 W/kg;

Zoom Scan (30.0 mm x 30.0 mm x 30.0 mm): Measurement Grid: 6.0 mm x 6.0 mm x 1.5 mm
Power Drift = 0.02 dB
SAR (1g) = 2.06 W/kg; SAR (10g) = 1.09 W/kg
Smallest distance from peaks to all points 3 dB below = 8.5 mm
Ratio of SAR at M2 to SAR at M1 = 83.7 %

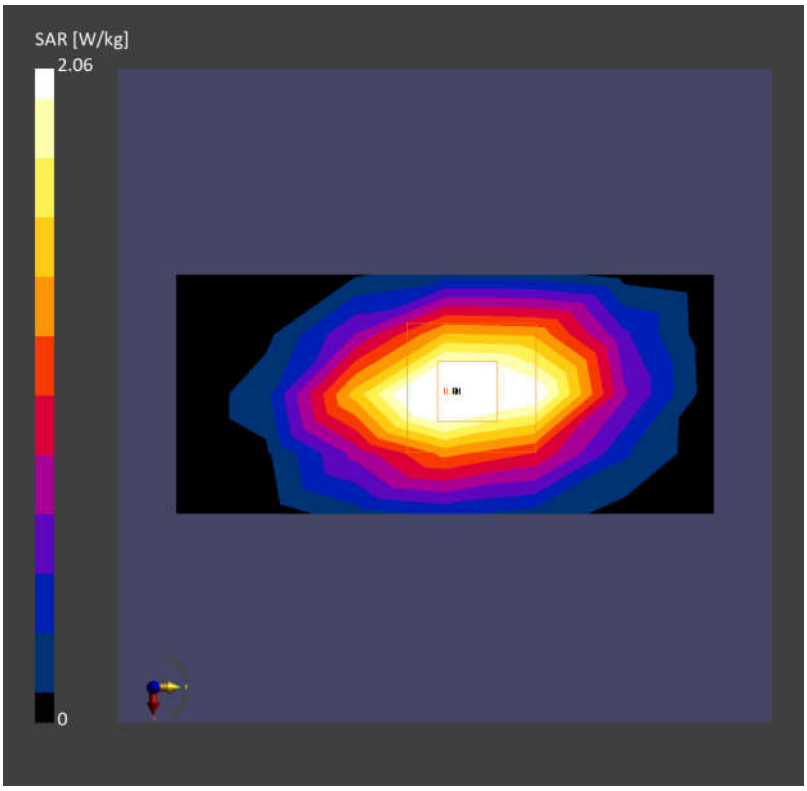

Date: 2024-08-17

System Check_Head_2450MHz

DUT: D2450V2 - SN1095

Communication System: CW; Frequency: 2450.000 MHz; Duty Cycle: 1:1
Medium: HSL Medium parameters used: f= 2450.000 MHz; σ= 1.83 S/m; ε_r = 37.5
Ambient Temperature: 23.3°C; Liquid Temperature: 22.7°C

DASY6 Configuration:
- Probe: EX3DV4 - SN7706; ConvF(7.47, 8.61, 7.55); Calibrated: 2024-01-24
- Sensor-Surface: 1.4 mm
- Electronics: DAE4 Sn1649; Calibrated: 2024-07-03
- Phantom: Twin-SAM V8.0 (30deg probe tilt); Serial: 2024; Section: Flat
- Measurement Software: 16.4.0.5005

Area Scan (40.0 mm x 80.0 mm): Measurement Grid: 10.0 mm x 10.0 mm
SAR (1g) = 2.57 W/kg; SAR (10g) = 1.22 W/kg;

Zoom Scan (30.0 mm x 30.0 mm x 30.0 mm): Measurement Grid: 5.0 mm x 5.0 mm x 1.5 mm
Power Drift = -0.01 dB
SAR (1g) = 2.72 W/kg; SAR (10g) = 1.30 W/kg
Smallest distance from peaks to all points 3 dB below = 9.0 mm
Ratio of SAR at M2 to SAR at M1 = 81.6 %

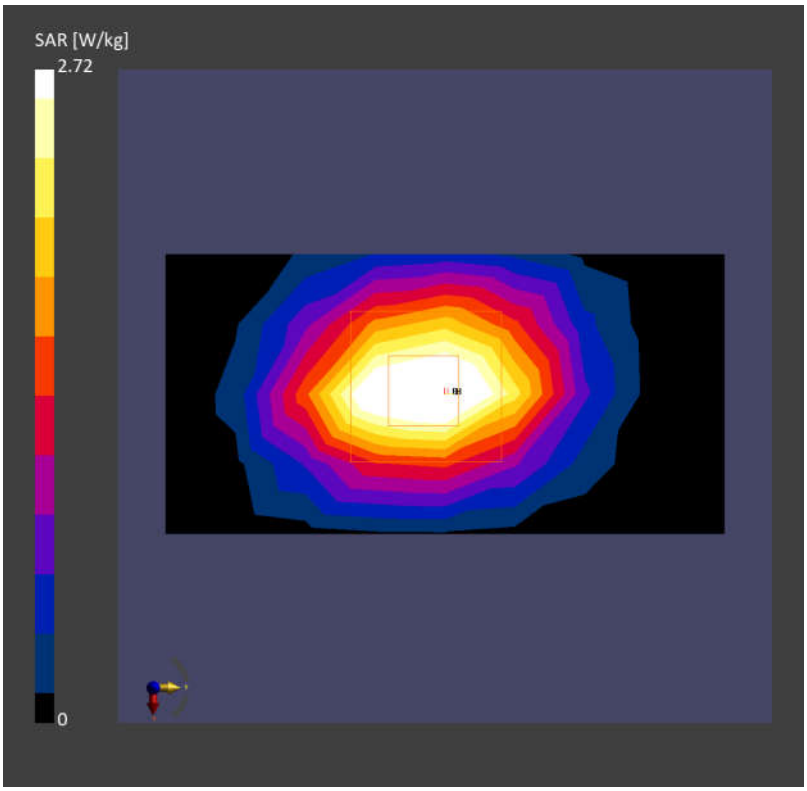

Date: 2024-08-18

System Check_Head_2600MHz

DUT: D2600V2 - SN1112

Communication System: CW; Frequency: 2600.000 MHz; Duty Cycle: 1:1
Medium: HSL Medium parameters used: f= 2600.000 MHz; σ= 1.93 S/m; ε_r = 38.2
Ambient Temperature: 23.2°C; Liquid Temperature: 22.9°C

DASY6 Configuration:
- Probe: EX3DV4 - SN7706; ConvF(7.30, 8.44, 7.37); Calibrated: 2024-01-24
- Sensor-Surface: 1.4 mm
- Electronics: DAE4 Sn1649; Calibrated: 2024-07-03
- Phantom: Twin-SAM V8.0 (30deg probe tilt); Serial: 2024; Section: Flat
- Measurement Software: 16.4.0.5005

Area Scan (40.0 mm x 80.0 mm): Measurement Grid: 10.0 mm x 10.0 mm
SAR (1g) = 2.42 W/kg; SAR (10g) = 1.15 W/kg;

Zoom Scan (30.0 mm x 30.0 mm x 30.0 mm): Measurement Grid: 5.0 mm x 5.0 mm x 1.5 mm
Power Drift = -0.01 dB
SAR (1g) = 2.71 W/kg; SAR (10g) = 1.25 W/kg
Smallest distance from peaks to all points 3 dB below = 9.0 mm
Ratio of SAR at M2 to SAR at M1 = 81.2 %

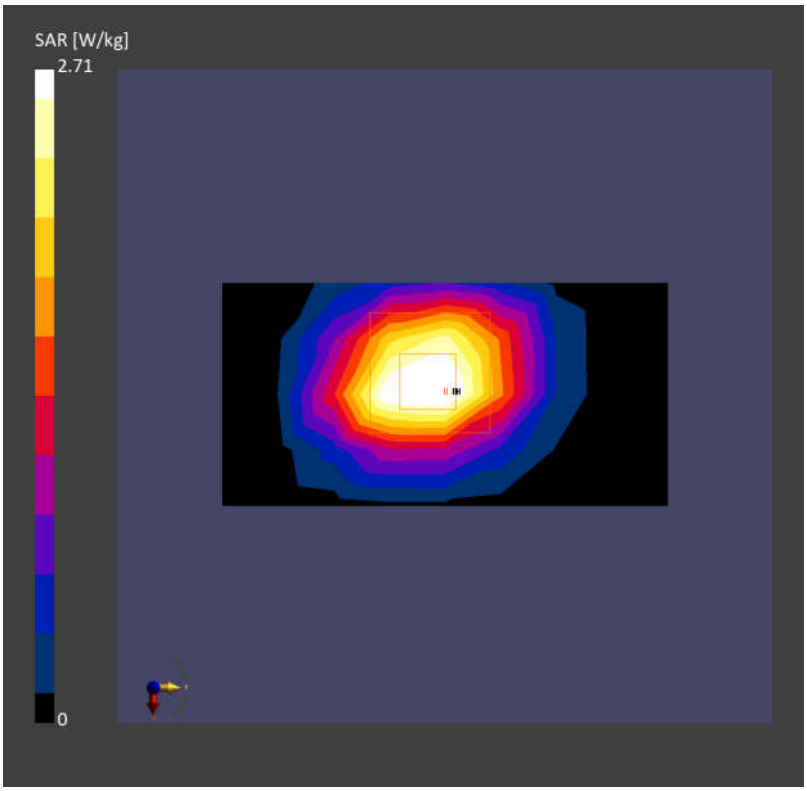

Date: 2024-08-18

System Check_Head_3500MHz

DUT: D3500V2 - SN1037

Communication System: CW; Frequency: 3500.000 MHz; Duty Cycle: 1:1
Medium: HSL Medium parameters used: f= 3500.000 MHz; σ= 2.80 S/m; ε_r = 39.0
Ambient Temperature: 23.2°C; Liquid Temperature: 22.9°C

DASY6 Configuration:
- Probe: EX3DV4 - SN7706; ConvF(6.99, 8.16, 7.09); Calibrated: 2024-01-24
- Sensor-Surface: 1.4 mm
- Electronics: DAE4 Sn1649; Calibrated: 2024-07-03
- Phantom: Twin-SAM V8.0 (30deg probe tilt); Serial: 2024; Section: Flat
- Measurement Software: 16.4.0.5005

Area Scan (40.0 mm x 80.0 mm): Measurement Grid: 10.0 mm x 10.0 mm
SAR (1g) = 3.09 W/kg; SAR (10g) = 1.18 W/kg;

Zoom Scan (28.0 mm x 28.0 mm x 28.0 mm): Measurement Grid: 4.0 mm x 4.0 mm x 1.4 mm
Power Drift = 0.06 dB
SAR (1g) = 3.22 W/kg; SAR (10g) = 1.26 W/kg
Smallest distance from peaks to all points 3 dB below = 7.7 mm
Ratio of SAR at M2 to SAR at M1 = 79.1 %

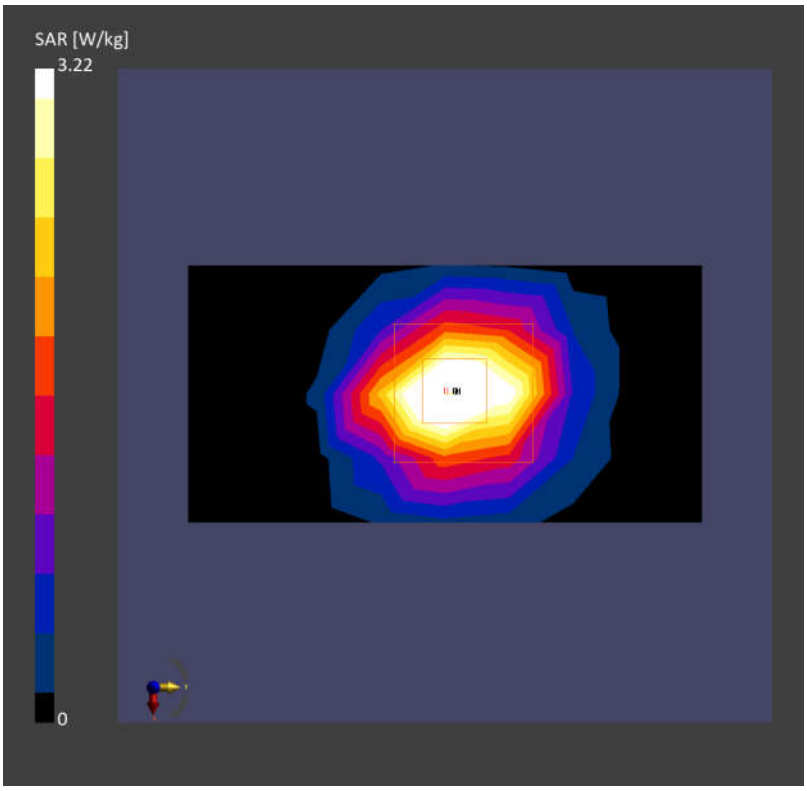

Date: 2024-08-18

System Check_Head_3900MHz

DUT: D3900V2 - SN1048

Communication System: CW; Frequency: 3900.000 MHz; Duty Cycle: 1:1
Medium: HSL Medium parameters used: f= 3900.000 MHz; σ= 3.28 S/m; ε_r = 37.6
Ambient Temperature: 23.2°C; Liquid Temperature: 22.9°C

DASY6 Configuration:
- Probe: EX3DV4 - SN7706; ConvF(6.83, 7.98, 6.94); Calibrated: 2024-01-24
- Sensor-Surface: 1.4 mm
- Electronics: DAE4 Sn1649; Calibrated: 2024-07-03
- Phantom: Twin-SAM V8.0 (30deg probe tilt); Serial: 2024; Section: Flat
- Measurement Software: 16.4.0.5005

Area Scan (40.0 mm x 80.0 mm): Measurement Grid: 10.0 mm x 10.0 mm
SAR (1g) = 3.41 W/kg; SAR (10g) = 1.20 W/kg;

Zoom Scan (28.0 mm x 28.0 mm x 28.0 mm): Measurement Grid: 4.0 mm x 4.0 mm x 1.4 mm
Power Drift = 0.03 dB
SAR (1g) = 3.51 W/kg; SAR (10g) = 1.27 W/kg
Smallest distance from peaks to all points 3 dB below = 7.0 mm
Ratio of SAR at M2 to SAR at M1 = 75.9 %

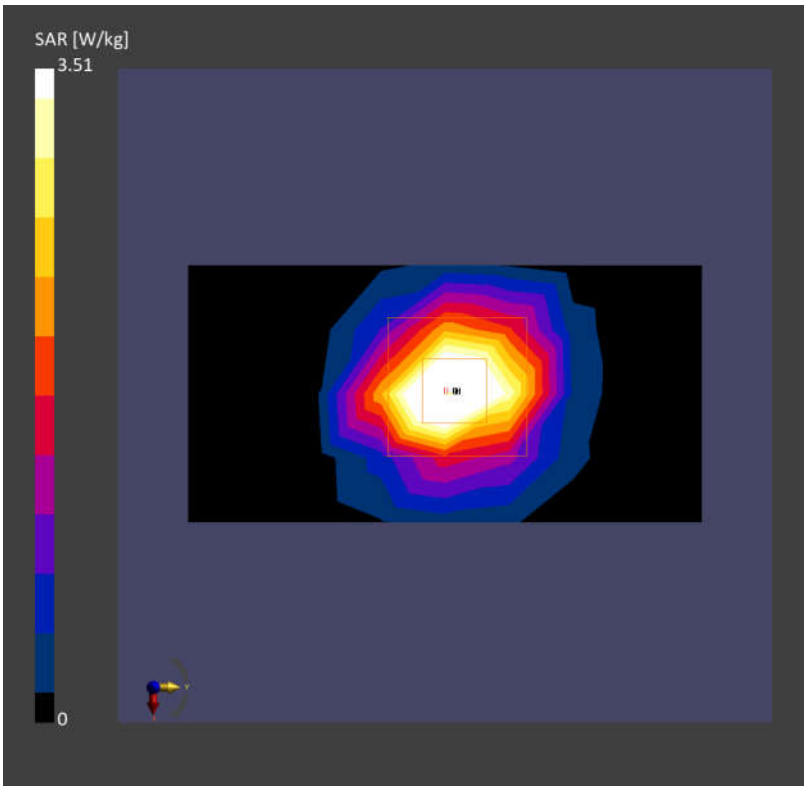

Date: 2024-08-19

System Check_Head_5250MHz

DUT: D5GHzV2 - SN1113

Communication System: CW; Frequency: 5250.000 MHz; Duty Cycle: 1:1
Medium: HSL Medium parameters used: f= 5250.000 MHz; σ= 4.68 S/m; ε_r = 36.7
Ambient Temperature: 23.2°C; Liquid Temperature: 22.7°C

DASY6 Configuration:
- Probe: EX3DV4 - SN7706; ConvF(5.84, 6.82, 5.88); Calibrated: 2024-01-24
- Sensor-Surface: 1.4 mm
- Electronics: DAE4 Sn1649; Calibrated: 2024-07-03
- Phantom: Twin-SAM V8.0 (30deg probe tilt); Serial: 2024; Section: Flat
- Measurement Software: 16.4.0.5005

Area Scan (40.0 mm x 80.0 mm): Measurement Grid: 10.0 mm x 10.0 mm
SAR (1g) = 3.79 W/kg; SAR (10g) = 1.09 W/kg;

Zoom Scan (24.0 mm x 22.0 mm x 22.0 mm): Measurement Grid: 4.0 mm x 4.0 mm x 1.4 mm
Power Drift = -0.02 dB
SAR (1g) = 4.16 W/kg; SAR (10g) = 1.21 W/kg
Smallest distance from peaks to all points 3 dB below = 6.5 mm
Ratio of SAR at M2 to SAR at M1 = 68.4 %

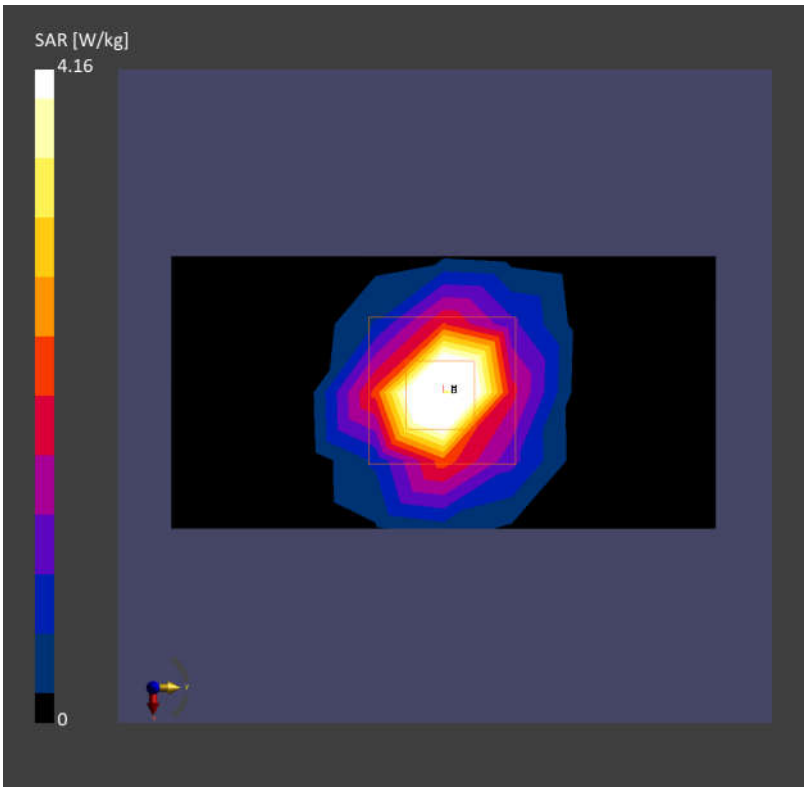

Date: 2024-08-19

System Check_Head_5600MHz

DUT: D5GHzV2 - SN1113

Communication System: CW; Frequency: 5600.000 MHz; Duty Cycle: 1:1
Medium: HSL Medium parameters used: f= 5600.000 MHz; σ= 5.00 S/m; ε_r = 35.3
Ambient Temperature: 23.3°C; Liquid Temperature: 22.7°C

DASY6 Configuration:
- Probe: EX3DV4 - SN7706; ConvF(4.83, 5.71, 4.90); Calibrated: 2024-01-24
- Sensor-Surface: 1.4 mm
- Electronics: DAE4 Sn1649; Calibrated: 2024-07-03
- Phantom: Twin-SAM V8.0 (30deg probe tilt); Serial: 2024; Section: Flat
- Measurement Software: 16.4.0.5005

Area Scan (40.0 mm x 80.0 mm): Measurement Grid: 10.0 mm x 10.0 mm
SAR (1g) = 3.34 W/kg; SAR (10g) = 0.978 W/kg;

Zoom Scan (22.0 mm x 22.0 mm x 22.0 mm): Measurement Grid: 4.0 mm x 4.0 mm x 1.4 mm
Power Drift = 0.02 dB
SAR (1g) = 3.90 W/kg; SAR (10g) = 1.12 W/kg
Smallest distance from peaks to all points 3 dB below = 7.2 mm
Ratio of SAR at M2 to SAR at M1 = 60.6 %

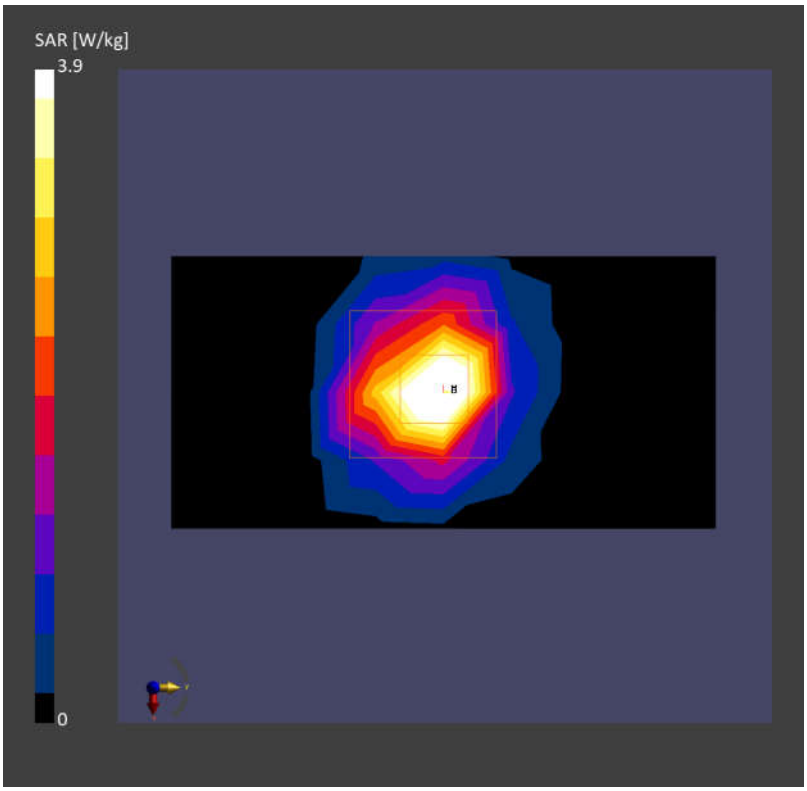

Date: 2024-08-19

System Check_Head_5750MHz

DUT: D5GHzV2 - SN1113

Communication System: CW; Frequency: 5750.000 MHz; Duty Cycle: 1:1
Medium: HSL Medium parameters used: f= 5750.000 MHz; σ= 5.12 S/m; ε_r = 34.1
Ambient Temperature: 23.4°C; Liquid Temperature: 22.7°C

DASY6 Configuration:
- Probe: EX3DV4 - SN7706; ConvF(5.03, 5.88, 5.16); Calibrated: 2024-01-24
- Sensor-Surface: 1.4 mm
- Electronics: DAE4 Sn1649; Calibrated: 2024-07-03
- Phantom: Twin-SAM V8.0 (30deg probe tilt); Serial: 2024; Section: Flat
- Measurement Software: 16.4.0.5005

Area Scan (40.0 mm x 80.0 mm): Measurement Grid: 10.0 mm x 10.0 mm
SAR (1g) = 3.66 W/kg; SAR (10g) = 1.07 W/kg;
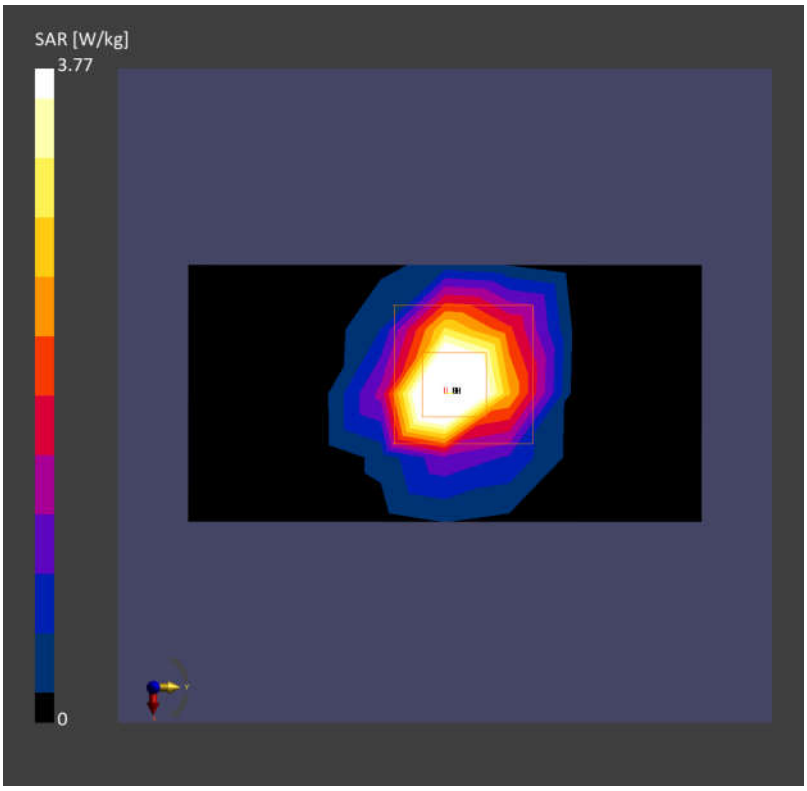
Zoom Scan (24.0 mm x 22.0 mm x 22.0 mm): Measurement Grid: 4.0 mm x 4.0 mm x 1.4 mm
Power Drift = 0.02 dB
SAR (1g) = 3.77 W/kg; SAR (10g) = 1.08 W/kg
Smallest distance from peaks to all points 3 dB below = 7.2 mm
Ratio of SAR at M2 to SAR at M1 = 62.2 %