Test Laboratory: Sporton International Inc. SAR/HAC Testing Lab Date: 2024/8/2

01_GSM850_GPRS (4 Tx slot)_Left Cheek_0mm_Ch189

Communication System: UID 0, GSM850 (0); Frequency: 836.4 MHz;Duty Cycle: 1:2.08
Medium: HSL_835 Medium parameters used: f = 836.4 MHz; σ = 0.903 S/m; ε_r = 41.226; ρ = 1000 kg/m^3
Ambient Temperature：23.3 ℃; Liquid Temperature：22.7 ℃

DASY5 Configuration:
- Probe: EX3DV4 - SN3857; ConvF(9.29, 8.23, 9.75); Calibrated: 2024/1/22
- Sensor-Surface: 1.4mm (Mechanical Surface Detection)
- Electronics: DAE4 Sn1650; Calibrated: 2023/9/13
- Phantom: SAM Twin Phantom; Type: SAM Twin; Serial: TP-1754
- Measurement SW: DASY52, Version 52.10 (4); SEMCAD X Version 14.6.14 (7501)

Area Scan (71x101x1): Interpolated grid: dx=1.500 mm, dy=1.500 mm
Maximum value of SAR (interpolated) = 0.199 W/kg

Zoom Scan (6x6x7)/Cube 0: Measurement grid: dx=8mm, dy=8mm, dz=5mm
Reference Value = 4.477 V/m; Power Drift = 0.08 dB
Peak SAR (extrapolated) = 0.230 W/kg
SAR(1 g) = 0.178 W/kg; SAR(10 g) = 0.136 W/kg
Smallest distance from peaks to all points 3 dB below = 22.5 mm
Ratio of SAR at M2 to SAR at M1 = 78.3%
Maximum value of SAR (measured) = 0.195 W/kg

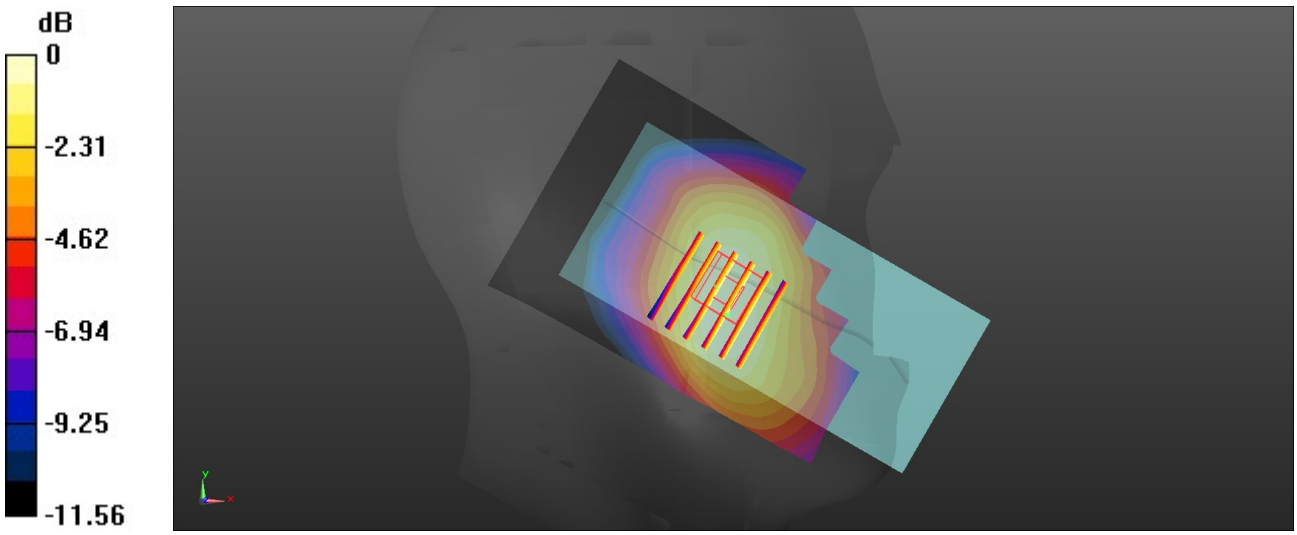

0 dB = 0.195 W/kg = -7.10 dBW/kg

Test Laboratory: Sporton International Inc. SAR/HAC Testing Lab Date: 2024/8/2

02_WCDMA V_RMC 12.2Kbps_Left Cheek_0mm_Ch4182

Communication System: UID 0, WCDMA (0); Frequency: 836.4 MHz;Duty Cycle: 1:1
Medium: HSL_835 Medium parameters used: f = 836.4 MHz; σ = 0.903 S/m; ε_r = 41.226; ρ = 1000 kg/m^3
Ambient Temperature：23.3 ℃; Liquid Temperature：22.7 ℃

DASY5 Configuration:
- Probe: EX3DV4 - SN3857; ConvF(9.29, 8.23, 9.75); Calibrated: 2024/1/22
- Sensor-Surface: 1.4mm (Mechanical Surface Detection)
- Electronics: DAE4 Sn1650; Calibrated: 2023/9/13
- Phantom: SAM Twin Phantom; Type: SAM Twin; Serial: TP-1754
- Measurement SW: DASY52, Version 52.10 (4); SEMCAD X Version 14.6.14 (7501)

Area Scan (71x101x1): Interpolated grid: dx=1.500 mm, dy=1.500 mm
Maximum value of SAR (interpolated) = 0.233 W/kg

Zoom Scan (6x6x7)/Cube 0: Measurement grid: dx=8mm, dy=8mm, dz=5mm
Reference Value = 3.801 V/m; Power Drift = 0.06 dB
Peak SAR (extrapolated) = 0.261 W/kg
SAR(1 g) = 0.203 W/kg; SAR(10 g) = 0.156 W/kg
Smallest distance from peaks to all points 3 dB below = 23 mm
Ratio of SAR at M2 to SAR at M1 = 77%
Maximum value of SAR (measured) = 0.221 W/kg



0 dB = 0.221 W/kg = -6.56 dBW/kg

Test Laboratory: Sporton International Inc. SAR/HAC Testing Lab Date: 2024/8/2

03_LTE Band 26_15M_QPSK_1RB_0Offset_Right Cheek_0mm_Ch26865

Communication System: UID 0, LTE-FDD (0); Frequency: 831.5 MHz;Duty Cycle: 1:1
Medium: HSL_835 Medium parameters used: f = 831.5 MHz; σ = 0.898 S/m; ε_r = 41.284; ρ = 1000 kg/m^3
Ambient Temperature：23.3 ℃; Liquid Temperature：22.7 ℃

DASY5 Configuration:
- Probe: EX3DV4 - SN3857; ConvF(9.29, 8.23, 9.75); Calibrated: 2024/1/22
- Sensor-Surface: 1.4mm (Mechanical Surface Detection)
- Electronics: DAE4 Sn1650; Calibrated: 2023/9/13
- Phantom: SAM Twin Phantom; Type: SAM Twin; Serial: TP-1754
- Measurement SW: DASY52, Version 52.10 (4); SEMCAD X Version 14.6.14 (7501)

Area Scan (71x101x1): Interpolated grid: dx=1.500 mm, dy=1.500 mm
Maximum value of SAR (interpolated) = 0.610 W/kg

Zoom Scan (5x5x7)/Cube 0: Measurement grid: dx=8mm, dy=8mm, dz=5mm
Reference Value = 18.42 V/m; Power Drift = 0.03 dB
Peak SAR (extrapolated) = 1.03 W/kg
SAR(1 g) = 0.633 W/kg; SAR(10 g) = 0.336 W/kg
Smallest distance from peaks to all points 3 dB below = 10.1 mm
Ratio of SAR at M2 to SAR at M1 = 55.9%
Maximum value of SAR (measured) = 0.651 W/kg

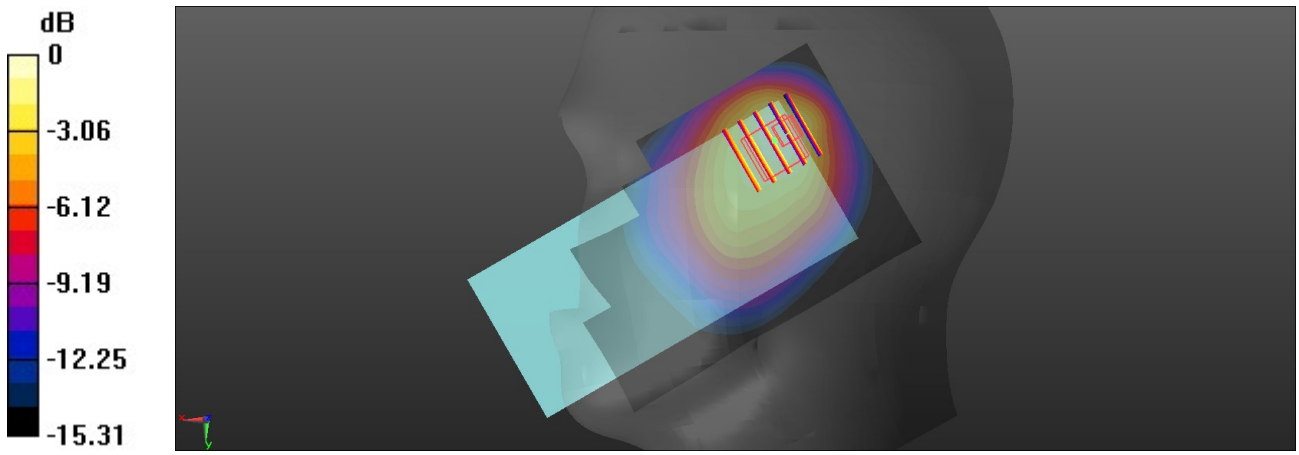

0 dB = 0.651 W/kg = -1.86 dBW/kg

Test Laboratory: Sporton International Inc. SAR/HAC Testing Lab Date: 2024/8/2

04_FR1 n26_20M_QPSK_1RB_1Offset_Right Cheek_0mm_Ch166300

Communication System: UID 0, 5G NR (0); Frequency: 831.5 MHz;Duty Cycle: 1:1
Medium: HSL_835 Medium parameters used: f = 831.5 MHz; σ = 0.898 S/m; ε_r = 41.284; ρ = 1000 kg/m^3
Ambient Temperature：23.3 ℃; Liquid Temperature：22.7 ℃

DASY5 Configuration:
- Probe: EX3DV4 - SN3857; ConvF(9.29, 8.23, 9.75); Calibrated: 2024/1/22
- Sensor-Surface: 1.4mm (Mechanical Surface Detection)
- Electronics: DAE4 Sn1650; Calibrated: 2023/9/13
- Phantom: SAM Twin Phantom; Type: SAM Twin; Serial: TP-1754
- Measurement SW: DASY52, Version 52.10 (4); SEMCAD X Version 14.6.14 (7501)

Area Scan (71x101x1): Interpolated grid: dx=1.500 mm, dy=1.500 mm
Maximum value of SAR (interpolated) = 0.705 W/kg

Zoom Scan (6x6x7)/Cube 0: Measurement grid: dx=8mm, dy=8mm, dz=5mm
Reference Value = 18.09 V/m; Power Drift = -0.01 dB
Peak SAR (extrapolated) = 1.17 W/kg
SAR(1 g) = 0.656 W/kg; SAR(10 g) = 0.328 W/kg
Smallest distance from peaks to all points 3 dB below = 8.7 mm
Ratio of SAR at M2 to SAR at M1 = 44.9%
Maximum value of SAR (measured) = 0.744 W/kg

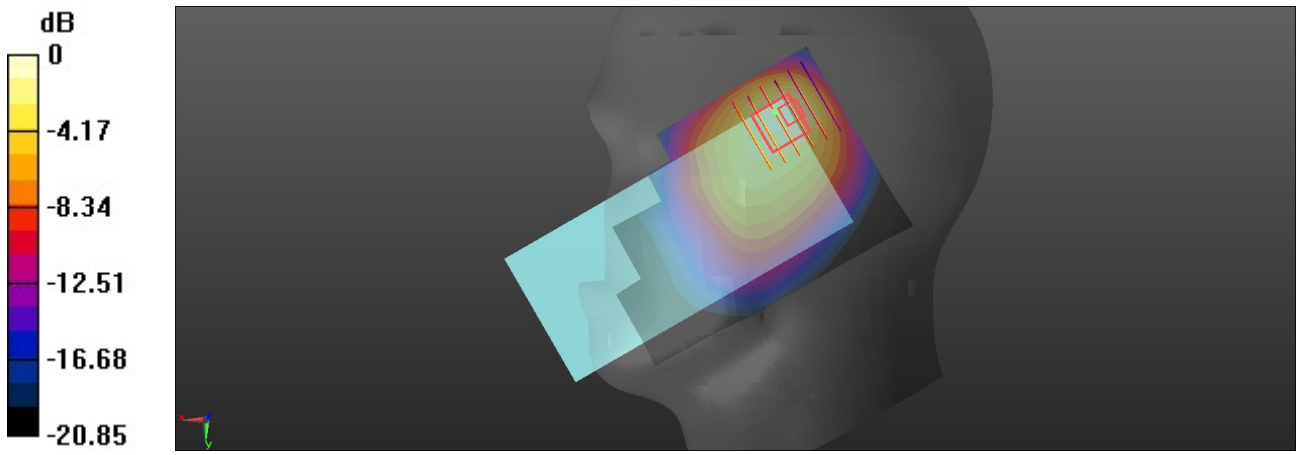

0 dB = 0.744 W/kg = -1.28 dBW/kg

Test Laboratory: Sporton International Inc. SAR/HAC Testing Lab Date: 2024/8/4

05_GSM1900_GPRS (1 Tx slot)_Right Cheek_0mm_Ch661

Communication System: UID 0, PCS (0); Frequency: 1880 MHz;Duty Cycle: 1:8.3
Medium: HSL_1900 Medium parameters used: f = 1880 MHz; σ = 1.376 S/m; ε_r = 39.139; ρ = 1000 kg/m^3
Ambient Temperature：23.3 °C; Liquid Temperature：22.7 °C

DASY5 Configuration:
- Probe: EX3DV4 - SN3857; ConvF(7.93, 7.26, 8.03); Calibrated: 2024/1/22
- Sensor-Surface: 1.4mm (Mechanical Surface Detection)
- Electronics: DAE4 Sn1650; Calibrated: 2023/9/13
- Phantom: SAM Twin Phantom; Type: SAM Twin; Serial: TP-1754
- Measurement SW: DASY52, Version 52.10 (4); SEMCAD X Version 14.6.14 (7501)

Area Scan (71x101x1): Interpolated grid: dx=1.500 mm, dy=1.500 mm
Maximum value of SAR (interpolated) = 0.0463 W/kg

Zoom Scan (5x5x7)/Cube 0: Measurement grid: dx=8mm, dy=8mm, dz=5mm
Reference Value = 1.467 V/m; Power Drift = 0.07 dB
Peak SAR (extrapolated) = 0.0540 W/kg
SAR(1 g) = 0.035 W/kg; SAR(10 g) = 0.022 W/kg
Smallest distance from peaks to all points 3 dB below: Larger than measurement grid (> 16 mm)
Ratio of SAR at M2 to SAR at M1 = 65.3%
Maximum value of SAR (measured) = 0.0411 W/kg



0 dB = 0.0411 W/kg = -13.86 dBW/kg

Test Laboratory: Sporton International Inc. SAR/HAC Testing Lab Date: 2024/8/4

06_WCDMA II_RMC 12.2Kbps_Right Cheek_0mm_Ch9400

Communication System: UID 0, WCDMA (0); Frequency: 1880 MHz;Duty Cycle: 1:1
Medium: HSL_1900 Medium parameters used: f = 1880 MHz; σ = 1.376 S/m; ε_r = 39.139; ρ = 1000 kg/m^3
Ambient Temperature：23.3 °C; Liquid Temperature：22.7 °C

DASY5 Configuration:
- Probe: EX3DV4 - SN3857; ConvF(7.93, 7.26, 8.03); Calibrated: 2024/1/22
- Sensor-Surface: 1.4mm (Mechanical Surface Detection)
- Electronics: DAE4 Sn1650; Calibrated: 2023/9/13
- Phantom: SAM Twin Phantom; Type: SAM Twin; Serial: TP-1754
- Measurement SW: DASY52, Version 52.10 (4); SEMCAD X Version 14.6.14 (7501)

Area Scan (71x101x1): Interpolated grid: dx=1.500 mm, dy=1.500 mm
Maximum value of SAR (interpolated) = 0.103 W/kg

Zoom Scan (5x5x7)/Cube 0: Measurement grid: dx=8mm, dy=8mm, dz=5mm
Reference Value = 3.399 V/m; Power Drift = 0.02 dB
Peak SAR (extrapolated) = 0.122 W/kg
SAR(1 g) = 0.080 W/kg; SAR(10 g) = 0.052 W/kg
Smallest distance from peaks to all points 3 dB below: Larger than measurement grid (> 16 mm)
Ratio of SAR at M2 to SAR at M1 = 65.6%
Maximum value of SAR (measured) = 0.0910 W/kg

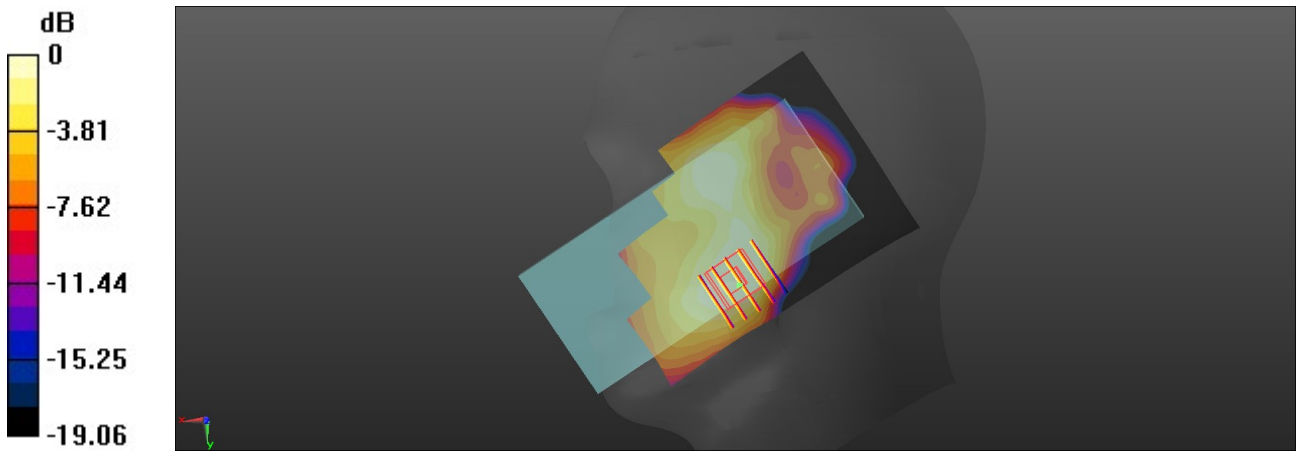

0 dB = 0.0910 W/kg = -10.41 dBW/kg

Test Laboratory: Sporton International Inc. SAR/HAC Testing Lab Date: 2024/8/4

07_LTE Band 2_20M_QPSK_1RB_0Offset_Right Cheek_0mm_Ch19100

Communication System: UID 0, LTE-FDD (0); Frequency: 1900 MHz;Duty Cycle: 1:1
Medium: HSL_1900 Medium parameters used: f = 1900 MHz; σ = 1.397 S/m; ε_r = 39.035; ρ = 1000 kg/m^3
Ambient Temperature：23.3 °C; Liquid Temperature：22.7 °C

DASY5 Configuration:
- Probe: EX3DV4 - SN3857; ConvF(7.93, 7.26, 8.03); Calibrated: 2024/1/22
- Sensor-Surface: 1.4mm (Mechanical Surface Detection)
- Electronics: DAE4 Sn1650; Calibrated: 2023/9/13
- Phantom: SAM Twin Phantom; Type: SAM Twin; Serial: TP-1754
- Measurement SW: DASY52, Version 52.10 (4); SEMCAD X Version 14.6.14 (7501)

Area Scan (71x101x1): Interpolated grid: dx=1.500 mm, dy=1.500 mm
Maximum value of SAR (interpolated) = 0.711 W/kg

Zoom Scan (5x5x7)/Cube 0: Measurement grid: dx=8mm, dy=8mm, dz=5mm
Reference Value = 15.52 V/m; Power Drift = -0.04 dB
Peak SAR (extrapolated) = 0.900 W/kg
SAR(1 g) = 0.682 W/kg; SAR(10 g) = 0.485 W/kg
Smallest distance from peaks to all points 3 dB below = 9.3 mm
Ratio of SAR at M2 to SAR at M1 = 64.5%
Maximum value of SAR (measured) = 0.752 W/kg

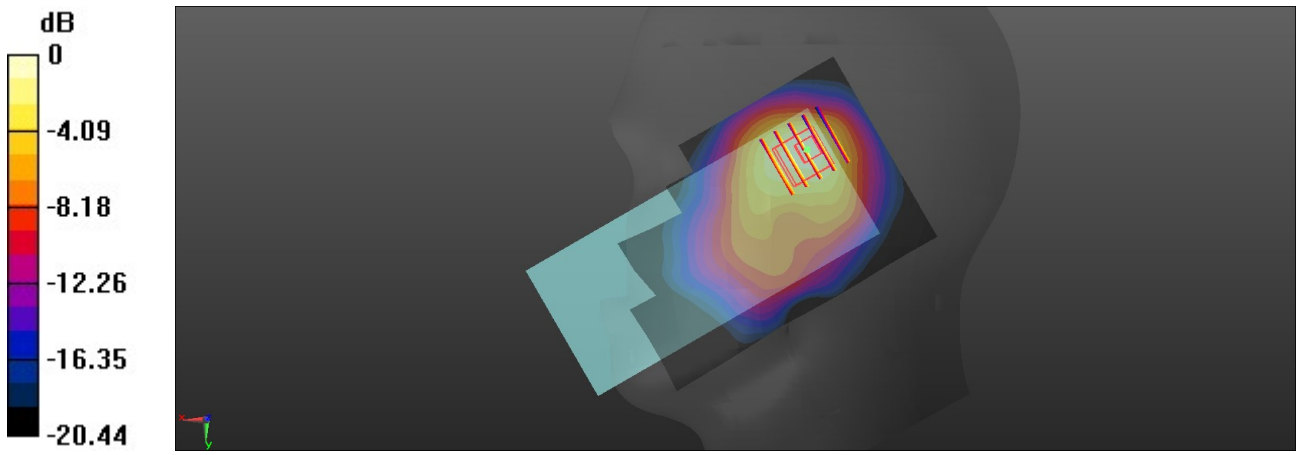

0 dB = 0.752 W/kg = -1.24 dBW/kg

Test Laboratory: Sporton International Inc. SAR/HAC Testing Lab Date: 2024/8/5

08_LTE Band 7_20M_QPSK_1RB_0Offset_Right Tilted_0mm_Ch21100

Communication System: UID 0, LTE-FDD (0); Frequency: 2535 MHz;Duty Cycle: 1:1
Medium: HSL_2600 Medium parameters used: f = 2535 MHz; σ = 1.869 S/m; ε_r = 38.455; ρ = 1000 kg/m^3
Ambient Temperature：23.3 °C; Liquid Temperature：22.7 °C

DASY5 Configuration:
- Probe: EX3DV4 - SN3857; ConvF(7.36, 6.7, 7.41); Calibrated: 2024/1/22
- Sensor-Surface: 1.4mm (Mechanical Surface Detection)
- Electronics: DAE4 Sn1650; Calibrated: 2023/9/13
- Phantom: SAM Twin Phantom; Type: SAM Twin; Serial: TP-1754
- Measurement SW: DASY52, Version 52.10 (4); SEMCAD X Version 14.6.14 (7501)

Area Scan (91x121x1): Interpolated grid: dx=1.200 mm, dy=1.200 mm
Maximum value of SAR (interpolated) = 0.820 W/kg

Zoom Scan (7x7x7)/Cube 0: Measurement grid: dx=5mm, dy=5mm, dz=5mm
Reference Value = 16.77 V/m; Power Drift = 0.04 dB
Peak SAR (extrapolated) = 1.29 W/kg
SAR(1 g) = 0.693 W/kg; SAR(10 g) = 0.350 W/kg
Smallest distance from peaks to all points 3 dB below = 6.3 mm
Ratio of SAR at M2 to SAR at M1 = 54.1%
Maximum value of SAR (measured) = 0.778 W/kg

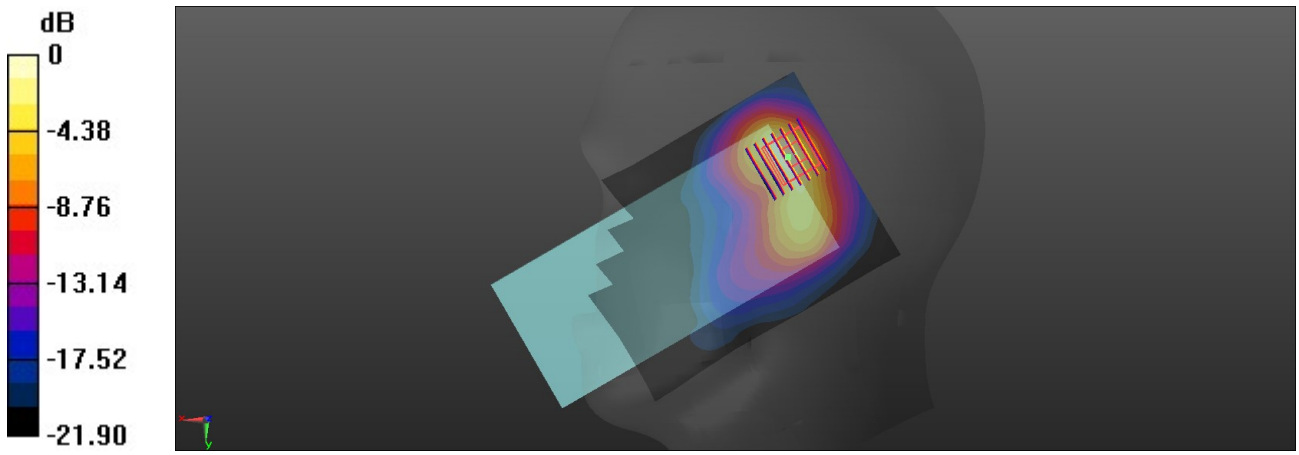

0 dB = 0.778 W/kg = -1.09 dBW/kg

Test Laboratory: Sporton International Inc. SAR/HAC Testing Lab Date: 2024/8/5

09_LTE Band 41_20M_QPSK_1RB_0Offset_Right Tilted_0mm_Ch41490

Communication System: UID 0, LTE-TDD (0); Frequency: 2680 MHz;Duty Cycle: 1:1.59
Medium: HSL_2600 Medium parameters used: f = 2680 MHz; σ = 1.968 S/m; ε_r = 38.107; ρ = 1000 kg/m^3
Ambient Temperature：23.3 ℃; Liquid Temperature：22.7 ℃

DASY5 Configuration:
- Probe: EX3DV4 - SN3857; ConvF(7.36, 6.7, 7.41); Calibrated: 2024/1/22
- Sensor-Surface: 1.4mm (Mechanical Surface Detection)
- Electronics: DAE4 Sn1650; Calibrated: 2023/9/13
- Phantom: SAM Twin Phantom; Type: SAM Twin; Serial: TP-1754
- Measurement SW: DASY52, Version 52.10 (4); SEMCAD X Version 14.6.14 (7501)

Area Scan (91x121x1): Interpolated grid: dx=1.200 mm, dy=1.200 mm
Maximum value of SAR (interpolated) = 0.908 W/kg

Zoom Scan (7x7x7)/Cube 0: Measurement grid: dx=5mm, dy=5mm, dz=5mm
Reference Value = 17.47 V/m; Power Drift = -0.04 dB
Peak SAR (extrapolated) = 1.34 W/kg
SAR(1 g) = 0.663 W/kg; SAR(10 g) = 0.266 W/kg
Smallest distance from peaks to all points 3 dB below = 7.2 mm
Ratio of SAR at M2 to SAR at M1 = 52.5%
Maximum value of SAR (measured) = 0.837 W/kg

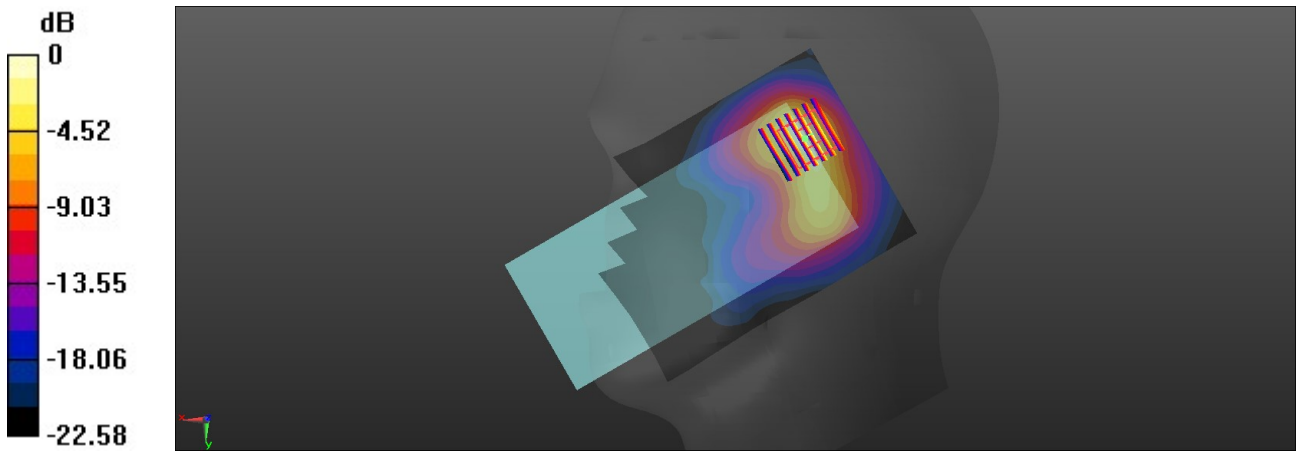

0 dB = 0.837 W/kg = -0.77 dBW/kg

Test Laboratory: Sporton International Inc. SAR/HAC Testing Lab Date: 2024/8/5

10_FR1 n7_40M_QPSK_1RB_1Offset_Right Tilted_0mm_Ch507000

Communication System: UID 0, 5G NR (0); Frequency: 2535 MHz;Duty Cycle: 1:1
Medium: HSL_2600 Medium parameters used: f = 2535 MHz; σ = 1.869 S/m; ε_r = 38.455; ρ = 1000 kg/m^3
Ambient Temperature：23.3 °C; Liquid Temperature：22.7 °C

DASY5 Configuration:
- Probe: EX3DV4 - SN3857; ConvF(7.36, 6.7, 7.41); Calibrated: 2024/1/22
- Sensor-Surface: 1.4mm (Mechanical Surface Detection)
- Electronics: DAE4 Sn1650; Calibrated: 2023/9/13
- Phantom: SAM Twin Phantom; Type: SAM Twin; Serial: TP-1754
- Measurement SW: DASY52, Version 52.10 (4); SEMCAD X Version 14.6.14 (7501)

Area Scan (91x121x1): Interpolated grid: dx=1.200 mm, dy=1.200 mm
Maximum value of SAR (interpolated) = 0.875 W/kg

Zoom Scan (7x7x7)/Cube 0: Measurement grid: dx=5mm, dy=5mm, dz=5mm
Reference Value = 14.38 V/m; Power Drift = 0.04 dB
Peak SAR (extrapolated) = 1.77 W/kg
SAR(1 g) = 0.703 W/kg; SAR(10 g) = 0.314 W/kg
Smallest distance from peaks to all points 3 dB below = 6.7 mm
Ratio of SAR at M2 to SAR at M1 = 46.9%
Maximum value of SAR (measured) = 1.10 W/kg

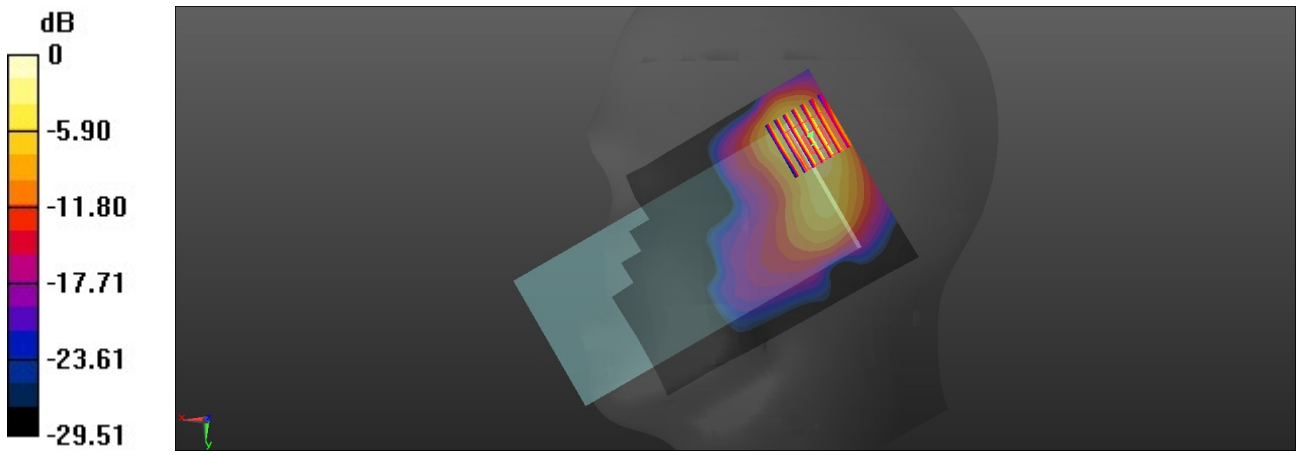

0 dB = 1.10 W/kg = 0.41 dBW/kg

Test Laboratory: Sporton International Inc. SAR/HAC Testing Lab Date: 2024/8/5

11_FR1 n41_100M_QPSK_1RB_1Offset_Right Tilted_0mm_Ch518598

Communication System: UID 0, 5G NR (0); Frequency: 2592.99 MHz;Duty Cycle: 1:1
Medium: HSL_2600 Medium parameters used: f = 2592.99 MHz; σ = 1.923 S/m; ε_r = 38.232; ρ = 1000 kg/m^3
Ambient Temperature：23.3 ℃; Liquid Temperature：22.7 ℃

DASY5 Configuration:
- Probe: EX3DV4 - SN3857; ConvF(7.36, 6.7, 7.41); Calibrated: 2024/1/22
- Sensor-Surface: 1.4mm (Mechanical Surface Detection)
- Electronics: DAE4 Sn1650; Calibrated: 2023/9/13
- Phantom: SAM Twin Phantom; Type: SAM Twin; Serial: TP-1754
- Measurement SW: DASY52, Version 52.10 (4); SEMCAD X Version 14.6.14 (7501)

Area Scan (91x121x1): Interpolated grid: dx=1.200 mm, dy=1.200 mm
Maximum value of SAR (interpolated) = 0.749 W/kg

Zoom Scan (7x7x7)/Cube 0: Measurement grid: dx=5mm, dy=5mm, dz=5mm
Reference Value = 13.60 V/m; Power Drift = 0.01 dB
Peak SAR (extrapolated) = 1.54 W/kg
SAR(1 g) = 0.667 W/kg; SAR(10 g) = 0.269 W/kg
Smallest distance from peaks to all points 3 dB below = 7 mm
Ratio of SAR at M2 to SAR at M1 = 47.4%
Maximum value of SAR (measured) = 0.945 W/kg

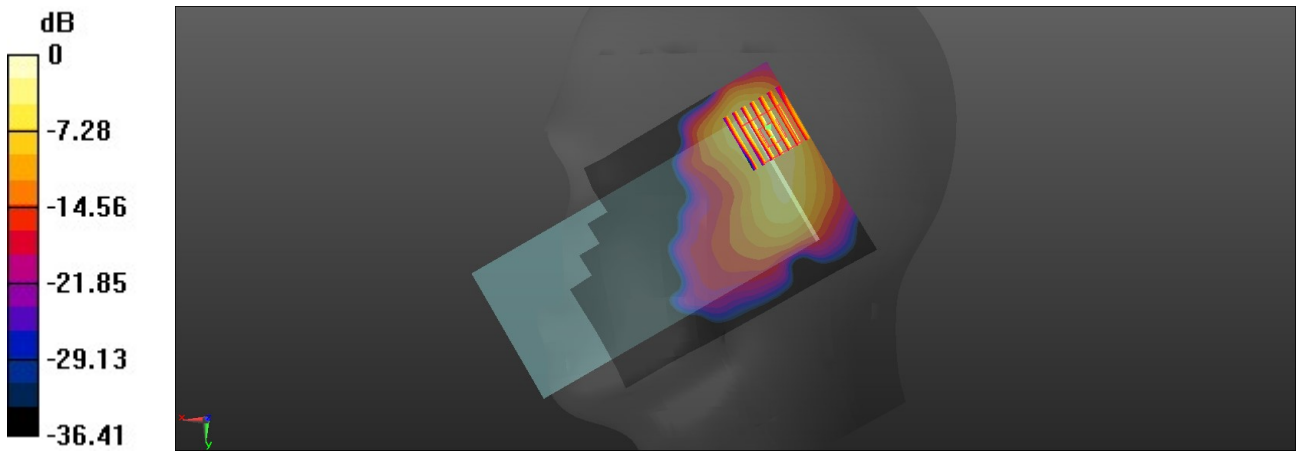

0 dB = 0.945 W/kg = -0.25 dBW/kg

Test Laboratory: Sporton International Inc. SAR/HAC Testing Lab Date: 2024/8/7

12_LTE Band 42_20M_QPSK_1RB_0Offset_Left Tilted_0mm_Ch42590

Communication System: UID 0, LTE-TDD (0); Frequency: 3500 MHz;Duty Cycle: 1:1.59
Medium: HSL_3500 Medium parameters used: f = 3500 MHz; σ = 2.784 S/m; ε_r = 38.912; ρ = 1000 kg/m^3
Ambient Temperature：23.3 ℃; Liquid Temperature：22.8 ℃

DASY5 Configuration:
- Probe: EX3DV4 - SN3857; ConvF(7.08, 6.34, 6.93); Calibrated: 2024/1/22
- Sensor-Surface: 1.4mm (Mechanical Surface Detection)
- Electronics: DAE4 Sn1650; Calibrated: 2023/9/13
- Phantom: SAM Twin Phantom; Type: SAM Twin; Serial: TP-1754
- Measurement SW: DASY52, Version 52.10 (4); SEMCAD X Version 14.6.14 (7501)

Area Scan (101x131x1): Interpolated grid: dx=1.000 mm, dy=1.000 mm
Maximum value of SAR (interpolated) = 0.959 W/kg

Zoom Scan (8x8x7)/Cube 0: Measurement grid: dx=4mm, dy=4mm, dz=1.4mm
Reference Value = 11.19 V/m; Power Drift = -0.12 dB
Peak SAR (extrapolated) = 1.71 W/kg
SAR(1 g) = 0.555 W/kg; SAR(10 g) = 0.191 W/kg
Smallest distance from peaks to all points 3 dB below = 4.9 mm
Ratio of SAR at M2 to SAR at M1 = 76.6%
Maximum value of SAR (measured) = 1.12 W/kg

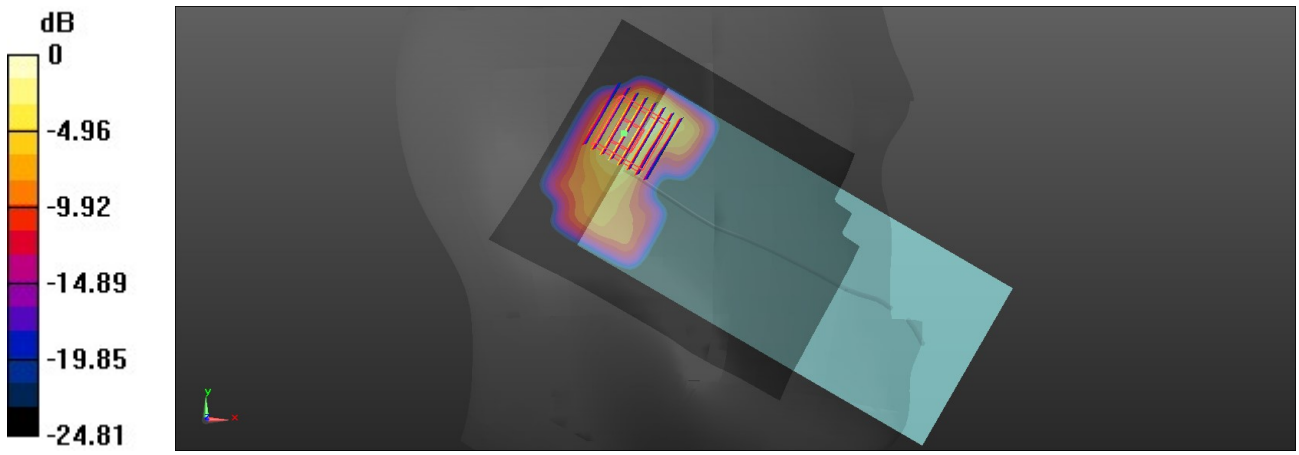

0 dB = 1.12 W/kg = 0.49 dBW/kg

Test Laboratory: Sporton International Inc. SAR/HAC Testing Lab Date: 2024/8/7

13_FR1 n77_100M_QPSK_1RB_1Offset_Left Tilted_0mm_Ch656000

Communication System: UID 0, 5G NR (0); Frequency: 3840 MHz;Duty Cycle: 1:1
Medium: HSL_3900 Medium parameters used: f = 3840 MHz; σ = 3.109 S/m; ε_r = 38.144; ρ = 1000 kg/m^3
Ambient Temperature：23.3 ℃; Liquid Temperature：22.8 ℃

DASY5 Configuration:
- Probe: EX3DV4 - SN3857; ConvF(7.38, 6.56, 7.19); Calibrated: 2024/1/22
- Sensor-Surface: 1.4mm (Mechanical Surface Detection)
- Electronics: DAE4 Sn1650; Calibrated: 2023/9/13
- Phantom: SAM Twin Phantom; Type: SAM Twin; Serial: TP-1754
- Measurement SW: DASY52, Version 52.10 (4); SEMCAD X Version 14.6.14 (7501)

Area Scan (101x121x1): Interpolated grid: dx=1.000 mm, dy=1.000 mm
Maximum value of SAR (interpolated) = 1.68 W/kg

Zoom Scan (8x8x7)/Cube 0: Measurement grid: dx=4mm, dy=4mm, dz=1.4mm
Reference Value = 12.30 V/m; Power Drift = 0.06 dB
Peak SAR (extrapolated) = 2.09 W/kg
SAR(1 g) = 0.706 W/kg; SAR(10 g) = 0.252 W/kg
Smallest distance from peaks to all points 3 dB below = 5 mm
Ratio of SAR at M2 to SAR at M1 = 73.7%
Maximum value of SAR (measured) = 1.49 W/kg

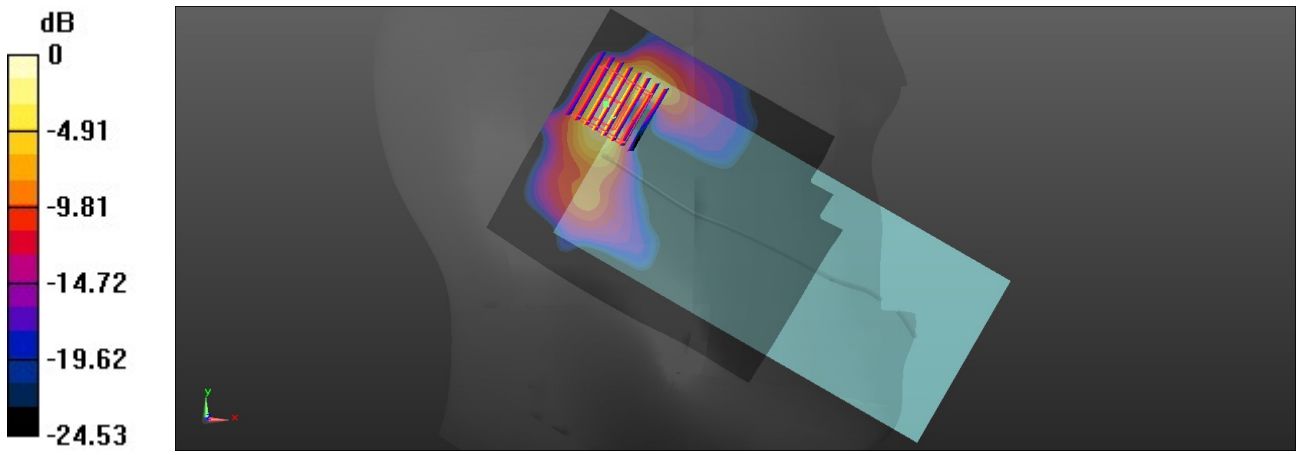

0 dB = 1.49 W/kg = 1.73 dBW/kg

Test Laboratory: Sporton International Inc. SAR/HAC Testing Lab Date: 2024/8/13

14_WLAN2.4GHz_802.11b 1Mbps_Left Cheek_0mm_Ch6

Communication System: UID 0, WLAN2.4GHz (0); Frequency: 2437 MHz;Duty Cycle: 1:1.147
Medium: HSL_2450 Medium parameters used: f = 2437 MHz; σ = 1.731 S/m; ε_r = 39.34; ρ = 1000 kg/m^3
Ambient Temperature：23.3 ℃; Liquid Temperature：22.8 ℃

DASY5 Configuration:
- Probe: EX3DV4 - SN3857; ConvF(7.44, 6.79, 7.48); Calibrated: 2024/1/22
- Sensor-Surface: 1.4mm (Mechanical Surface Detection)
- Electronics: DAE4 Sn1650; Calibrated: 2023/9/13
- Phantom: SAM Twin Phantom; Type: SAM Twin; Serial: TP-1754
- Measurement SW: DASY52, Version 52.10 (4); SEMCAD X Version 14.6.14 (7501)

Area Scan (81x111x1): Interpolated grid: dx=1.200 mm, dy=1.200 mm
Maximum value of SAR (interpolated) = 0.898 W/kg

Zoom Scan (7x8x7)/Cube 0: Measurement grid: dx=5mm, dy=5mm, dz=5mm
Reference Value = 8.074 V/m; Power Drift = -0.08 dB
Peak SAR (extrapolated) = 1.20 W/kg
SAR(1 g) = 0.687 W/kg; SAR(10 g) = 0.329 W/kg
Smallest distance from peaks to all points 3 dB below = 9.2 mm
Ratio of SAR at M2 to SAR at M1 = 61%
Maximum value of SAR (measured) = 0.843 W/kg

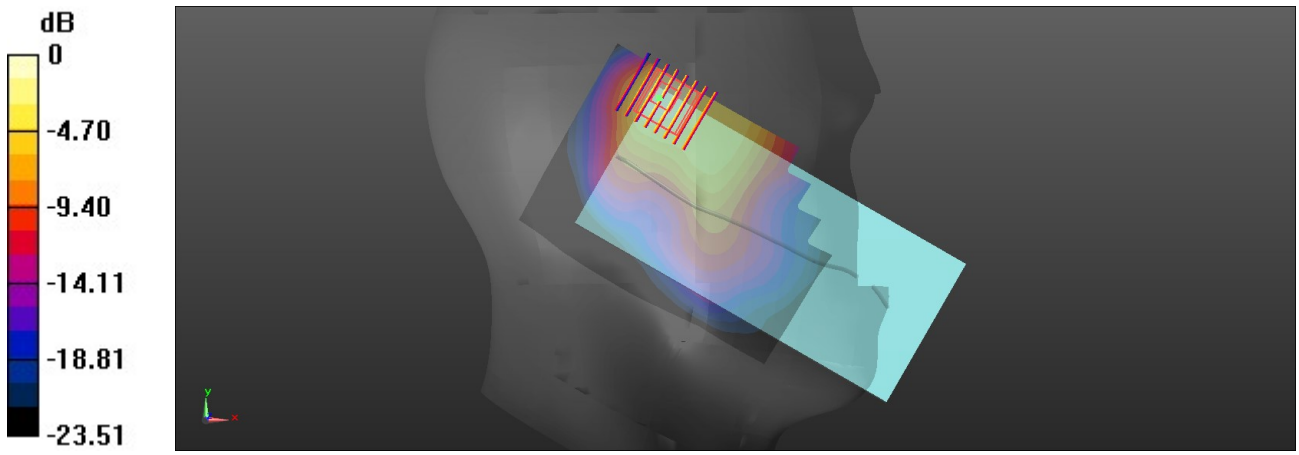

0 dB = 0.843 W/kg = -0.74 dBW/kg

Test Laboratory: Sporton International Inc. SAR/HAC Testing Lab Date: 2024/8/13

15_Bluetooth_1Mbps_Left Cheek_0mm_Ch78

Communication System: UID 0, Bluetooth (0); Frequency: 2480 MHz;Duty Cycle: 1:1.303
Medium: HSL_2450 Medium parameters used: f = 2480 MHz; σ = 1.791 S/m; ε_r = 39.278; ρ = 1000 kg/m^3
Ambient Temperature：23.3 ℃; Liquid Temperature：22.8 ℃

DASY5 Configuration:
- Probe: EX3DV4 - SN3857; ConvF(7.44, 6.79, 7.48); Calibrated: 2024/1/22
- Sensor-Surface: 1.4mm (Mechanical Surface Detection)
- Electronics: DAE4 Sn1650; Calibrated: 2023/9/13
- Phantom: SAM Twin Phantom; Type: SAM Twin; Serial: TP-1754
- Measurement SW: DASY52, Version 52.10 (4); SEMCAD X Version 14.6.14 (7501)

Area Scan (81x111x1): Interpolated grid: dx=1.200 mm, dy=1.200 mm
Maximum value of SAR (interpolated) = 0.405 W/kg

Zoom Scan (7x8x7)/Cube 0: Measurement grid: dx=5mm, dy=5mm, dz=5mm
Reference Value = 5.003 V/m; Power Drift = 0.06 dB
Peak SAR (extrapolated) = 0.539 W/kg
SAR(1 g) = 0.171 W/kg; SAR(10 g) = 0.130 W/kg
Smallest distance from peaks to all points 3 dB below = 9.8 mm
Ratio of SAR at M2 to SAR at M1 = 58.8%
Maximum value of SAR (measured) = 0.382 W/kg

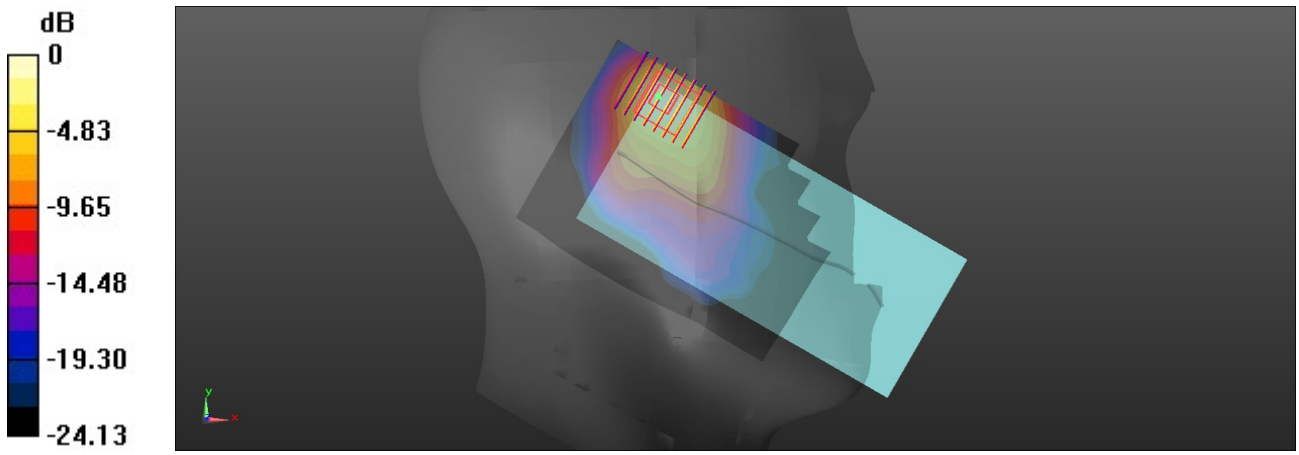

0 dB = 0.382 W/kg = -4.18 dBW/kg

Test Laboratory: Sporton International Inc. SAR/HAC Testing Lab Date: 2024/8/14

16_WLAN5GHz_802.11n-HT40 MCS0_Left Cheek_0mm_Ch54

Communication System: UID 0, WLAN5GHz (0); Frequency: 5270 MHz;Duty Cycle: 1:1.161
Medium: HSL_5000 Medium parameters used: f = 5270 MHz; σ = 4.594 S/m; ε_r = 35.686; ρ = 1000 kg/m^3
Ambient Temperature：23.3 ℃; Liquid Temperature：22.8 ℃

DASY5 Configuration:
- Probe: EX3DV4 - SN3857; ConvF(5.34, 4.76, 5.24); Calibrated: 2024/1/22
- Sensor-Surface: 1.4mm (Mechanical Surface Detection)
- Electronics: DAE4 Sn1650; Calibrated: 2023/9/13
- Phantom: SAM Twin Phantom; Type: SAM Twin; Serial: TP-1754
- Measurement SW: DASY52, Version 52.10 (4); SEMCAD X Version 14.6.14 (7501)

Area Scan (101x141x1): Interpolated grid: dx=1.000 mm, dy=1.000 mm
Maximum value of SAR (interpolated) = 1.62 W/kg

Zoom Scan (9x9x7)/Cube 0: Measurement grid: dx=4mm, dy=4mm, dz=1.4mm
Reference Value = 8.975 V/m; Power Drift = -0.05 dB
Peak SAR (extrapolated) = 2.64 W/kg
SAR(1 g) = 0.565 W/kg; SAR(10 g) = 0.206 W/kg
Smallest distance from peaks to all points 3 dB below = 6.4 mm
Ratio of SAR at M2 to SAR at M1 = 63.1%
Maximum value of SAR (measured) = 1.56 W/kg

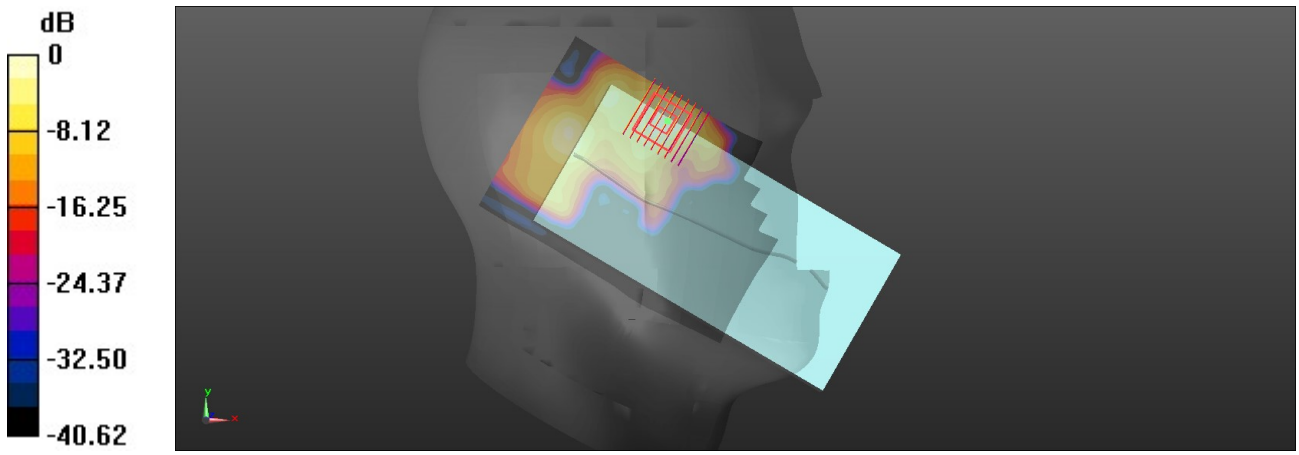

0 dB = 1.56 W/kg = 1.93 dBW/kg

Test Laboratory: Sporton International Inc. SAR/HAC Testing Lab Date: 2024/8/15

17_WLAN5GHz_802.11ac-VHT80 MCS0_Left Tilted_0mm_Ch138

Communication System: UID 0, WLAN5GHz (0); Frequency: 5690 MHz;Duty Cycle: 1:1.17
Medium: HSL_5000 Medium parameters used: f = 5690 MHz; σ = 5.04 S/m; ε_r = 34.956; ρ = 1000 kg/m^3
Ambient Temperature：23.3 ℃; Liquid Temperature：22.8 ℃

DASY5 Configuration:
- Probe: EX3DV4 - SN3857; ConvF(4.9, 4.3, 4.75); Calibrated: 2024/1/22
- Sensor-Surface: 1.4mm (Mechanical Surface Detection)
- Electronics: DAE4 Sn1650; Calibrated: 2023/9/13
- Phantom: SAM Twin Phantom; Type: SAM Twin; Serial: TP-1754
- Measurement SW: DASY52, Version 52.10 (4); SEMCAD X Version 14.6.14 (7501)

Area Scan (101x121x1): Interpolated grid: dx=1.000 mm, dy=1.000 mm
Maximum value of SAR (interpolated) = 1.31 W/kg

Zoom Scan (9x9x7)/Cube 0: Measurement grid: dx=4mm, dy=4mm, dz=1.4mm
Reference Value = 11.31 V/m; Power Drift = -0.16 dB
Peak SAR (extrapolated) = 2.21 W/kg
SAR(1 g) = 0.629 W/kg; SAR(10 g) = 0.139 W/kg
Smallest distance from peaks to all points 3 dB below = 6.1 mm
Ratio of SAR at M2 to SAR at M1 = 63.6%
Maximum value of SAR (measured) = 1.52 W/kg

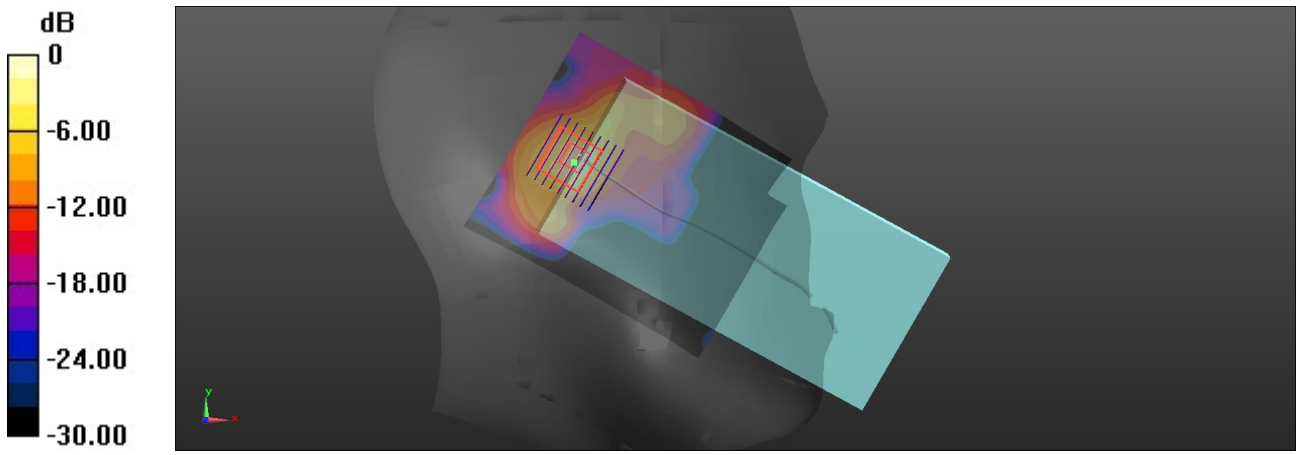

0 dB = 1.52 W/kg = 2.01 dBW/kg

Test Laboratory: Sporton International Inc. SAR/HAC Testing Lab Date: 2024/8/16

18_WLAN5GHz_802.11ac-VHT80 MCS0_Right Tilted_0mm_Ch155

Communication System: UID 0, WLAN5GHz (0); Frequency: 5775 MHz;Duty Cycle: 1:1.17
Medium: HSL_5000 Medium parameters used: f = 5775 MHz; σ = 5.132 S/m; ε_r = 34.826; ρ = 1000 kg/m^3
Ambient Temperature：23.3 ℃; Liquid Temperature：22.8 ℃

DASY5 Configuration:
- Probe: EX3DV4 - SN3857; ConvF(5.19, 4.53, 5.01); Calibrated: 2024/1/22
- Sensor-Surface: 1.4mm (Mechanical Surface Detection)
- Electronics: DAE4 Sn1650; Calibrated: 2023/9/13
- Phantom: SAM Twin Phantom; Type: SAM Twin; Serial: TP-1754
- Measurement SW: DASY52, Version 52.10 (4); SEMCAD X Version 14.6.14 (7501)

Area Scan (101x121x1): Interpolated grid: dx=1.000 mm, dy=1.000 mm
Maximum value of SAR (interpolated) = 2.35 W/kg

Zoom Scan (8x9x7)/Cube 0: Measurement grid: dx=4mm, dy=4mm, dz=1.4mm
Reference Value = 11.25 V/m; Power Drift = -0.06 dB
Peak SAR (extrapolated) = 3.40 W/kg
SAR(1 g) = 0.648 W/kg; SAR(10 g) = 0.251 W/kg
Smallest distance from peaks to all points 3 dB below = 6.4 mm
Ratio of SAR at M2 to SAR at M1 = 61.8%
Maximum value of SAR (measured) = 1.98 W/kg

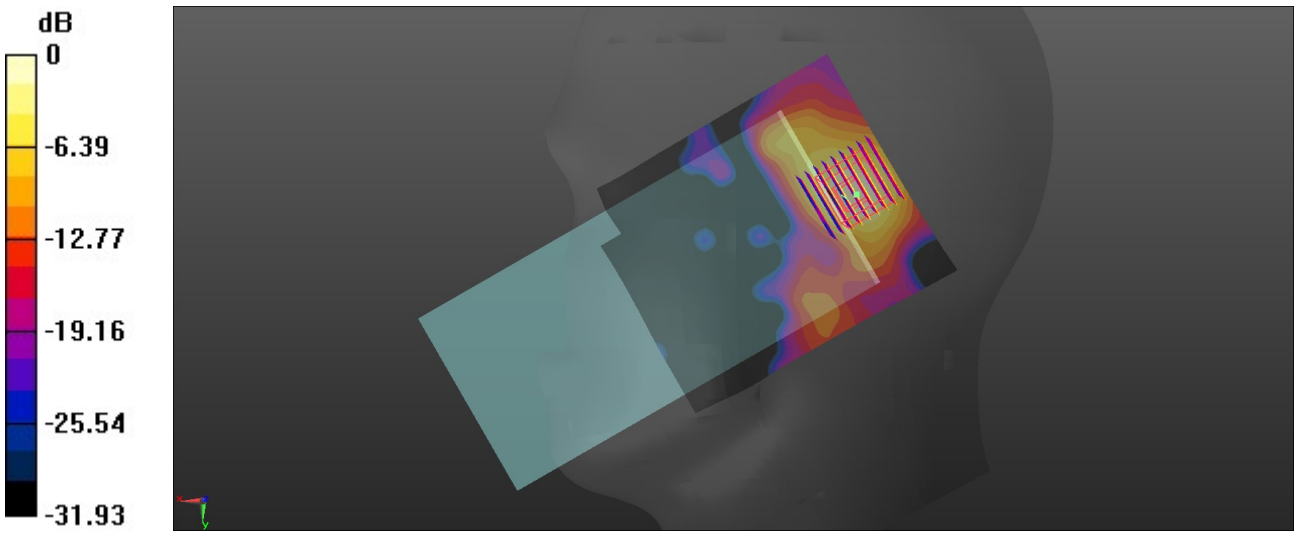

0 dB = 1.98 W/kg = 2.97 dBW/kg