Date: 2024-08-10

19_WLAN6GHz_802.11ax-HE160 MCS0_Left Tilted_0mm_Ch143

Communication System: IEEE 802.11ax (160MHz, MCS0, 90pc duty cycle)
Frequency: 6665.000MHz; Duty Cycle: 1:1.167
Medium: HSL Medium parameters used: f= 6665.000 MHz; σ= 6.37 S/m; ε_r = 34.3
Ambient Temperature: 23.4°C; Liquid Temperature: 22.8°C

DASY6 Configuration:
- Probe: EX3DV4 - SN7764; ConvF(5.5, 5.5, 5.5); Calibrated: 2023-10-05
- Sensor-Surface: 1.4 mm
- Electronics: DAE4 Sn1303; Calibrated: 2023-11-20
- Phantom: Twin-SAM V8.0 (30deg probe tilt); Serial: 2022; Section: Flat
- Measurement Software: 16.4.0.5005
- UID: WLAN, 10743-AAC

Area Scan (119.0 mm x 204.0 mm): Measurement Grid: 8.5 mm x 8.5 mm
SAR (1g) = 0.699 W/kg; SAR (10g) = 0.176 W/kg;

Zoom Scan (22.0 mm x 22.0 mm x 22.0 mm): Measurement Grid: 3.4 mm x 3.4 mm x 1.4 mm
Power Drift = 0.01 dB
SAR (1g) = 0.668 W/kg; SAR (10g) = 0.167 W/kg
Smallest distance from peaks to all points 3 dB below = 3.8 mm
Ratio of SAR at M2 to SAR at M1 = 52.2 %
psAPD (4.0cm2, sq) = 4.24 [W/m2]

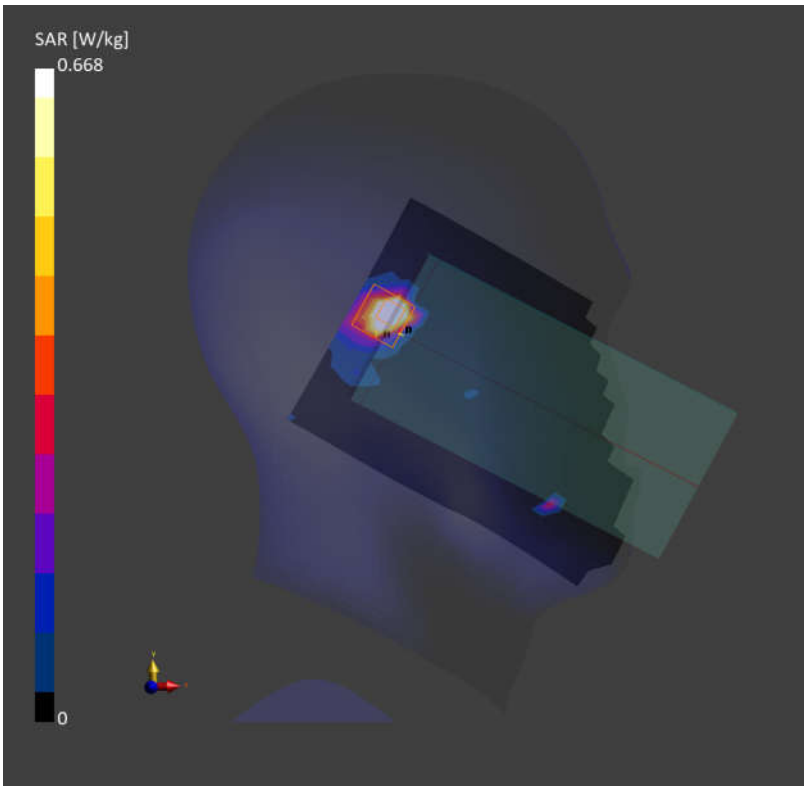

Test Laboratory: Sporton International Inc. SAR/HAC Testing Lab Date: 2024/8/8

20_GSM850_GPRS (4 Tx slot)_Back_5mm_Ch189

Communication System: UID 0, GSM850 (0); Frequency: 836.4 MHz;Duty Cycle: 1:2.08
Medium: HSL_835 Medium parameters used: f = 836.4 MHz; σ = 0.913 S/m; ε_r = 41.948; ρ = 1000 kg/m^3
Ambient Temperature：23.3 ℃; Liquid Temperature：22.7 ℃

DASY5 Configuration:
- Probe: EX3DV4 - SN3857; ConvF(9.29, 8.23, 9.75); Calibrated: 2024/1/22
- Sensor-Surface: 1.4mm (Mechanical Surface Detection)
- Electronics: DAE4 Sn1650; Calibrated: 2023/9/13
- Phantom: SAM Twin Phantom; Type: SAM Twin; Serial: TP-1754
- Measurement SW: DASY52, Version 52.10 (4); SEMCAD X Version 14.6.14 (7501)

Area Scan (71x131x1): Interpolated grid: dx=1.500 mm, dy=1.500 mm
Maximum value of SAR (interpolated) = 1.00 W/kg

Zoom Scan (5x5x7)/Cube 0: Measurement grid: dx=8mm, dy=8mm, dz=5mm
Reference Value = 12.47 V/m; Power Drift = -0.03 dB
Peak SAR (extrapolated) = 1.54 W/kg
SAR(1 g) = 0.798 W/kg; SAR(10 g) = 0.460 W/kg
Smallest distance from peaks to all points 3 dB below = 12.8 mm
Ratio of SAR at M2 to SAR at M1 = 53.2%
Maximum value of SAR (measured) = 1.01 W/kg

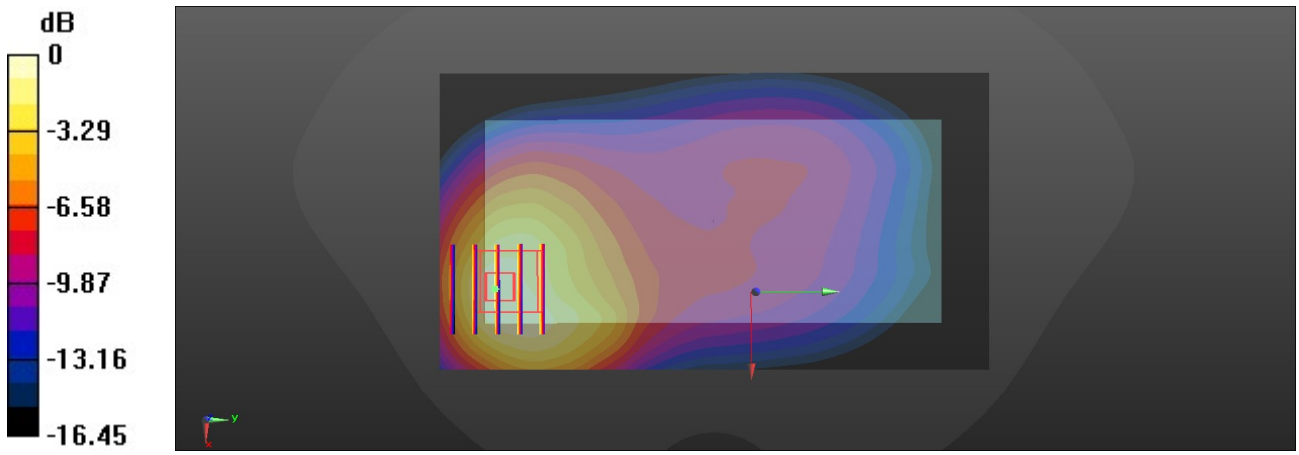

0 dB = 1.01 W/kg = 0.04 dBW/kg

Test Laboratory: Sporton International Inc. SAR/HAC Testing Lab Date: 2024/8/8

21_WCDMA V_RMC 12.2Kbps_Back_5mm_Ch4233

Communication System: UID 0, WCDMA (0); Frequency: 846.6 MHz;Duty Cycle: 1:1
Medium: HSL_835 Medium parameters used: f = 846.6 MHz; σ = 0.92 S/m; ε_r = 41.953; ρ = 1000 kg/m^3
Ambient Temperature：23.3 ℃; Liquid Temperature：22.7 ℃

DASY5 Configuration:
- Probe: EX3DV4 - SN3857; ConvF(9.29, 8.23, 9.75); Calibrated: 2024/1/22
- Sensor-Surface: 1.4mm (Mechanical Surface Detection)
- Electronics: DAE4 Sn1650; Calibrated: 2023/9/13
- Phantom: SAM Twin Phantom; Type: SAM Twin; Serial: TP-1754
- Measurement SW: DASY52, Version 52.10 (4); SEMCAD X Version 14.6.14 (7501)

Area Scan (71x131x1): Interpolated grid: dx=1.500 mm, dy=1.500 mm
Maximum value of SAR (interpolated) = 1.74 W/kg

Zoom Scan (6x6x7)/Cube 0: Measurement grid: dx=8mm, dy=8mm, dz=5mm
Reference Value = 14.64 V/m; Power Drift = -0.09 dB
Peak SAR (extrapolated) = 2.64 W/kg
SAR(1 g) = 0.963 W/kg; SAR(10 g) = 0.542 W/kg
Smallest distance from peaks to all points 3 dB below = 12.2 mm
Ratio of SAR at M2 to SAR at M1 = 50.5%
Maximum value of SAR (measured) = 1.68 W/kg

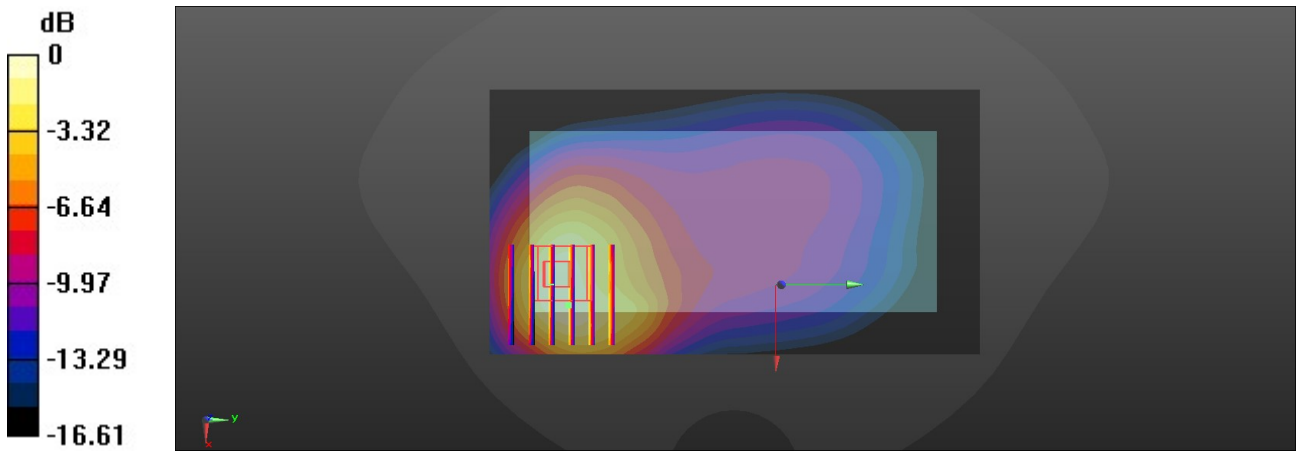

0 dB = 1.68 W/kg = 2.25 dBW/kg

Test Laboratory: Sporton International Inc. SAR/HAC Testing Lab Date: 2024/8/8

22_LTE Band 26_15M_QPSK_1RB_0Offset_Back_5mm_Ch26865

Communication System: UID 0, LTE-FDD (0); Frequency: 831.5 MHz;Duty Cycle: 1:1
Medium: HSL_835 Medium parameters used: f = 831.5 MHz; σ = 0.909 S/m; ε_r = 41.973; ρ = 1000 kg/m^3
Ambient Temperature：23.3 ℃; Liquid Temperature：22.7 ℃

DASY5 Configuration:
- Probe: EX3DV4 - SN3857; ConvF(9.29, 8.23, 9.75); Calibrated: 2024/1/22
- Sensor-Surface: 1.4mm (Mechanical Surface Detection)
- Electronics: DAE4 Sn1650; Calibrated: 2023/9/13
- Phantom: SAM Twin Phantom; Type: SAM Twin; Serial: TP-1754
- Measurement SW: DASY52, Version 52.10 (4); SEMCAD X Version 14.6.14 (7501)

Area Scan (71x131x1): Interpolated grid: dx=1.500 mm, dy=1.500 mm
Maximum value of SAR (interpolated) = 1.33 W/kg

Zoom Scan (6x6x7)/Cube 0: Measurement grid: dx=8mm, dy=8mm, dz=5mm
Reference Value = 11.70 V/m; Power Drift = -0.16 dB
Peak SAR (extrapolated) = 1.84 W/kg
SAR(1 g) = 0.898 W/kg; SAR(10 g) = 0.491 W/kg
Smallest distance from peaks to all points 3 dB below = 12.8 mm
Ratio of SAR at M2 to SAR at M1 = 50.3%
Maximum value of SAR (measured) = 1.16 W/kg

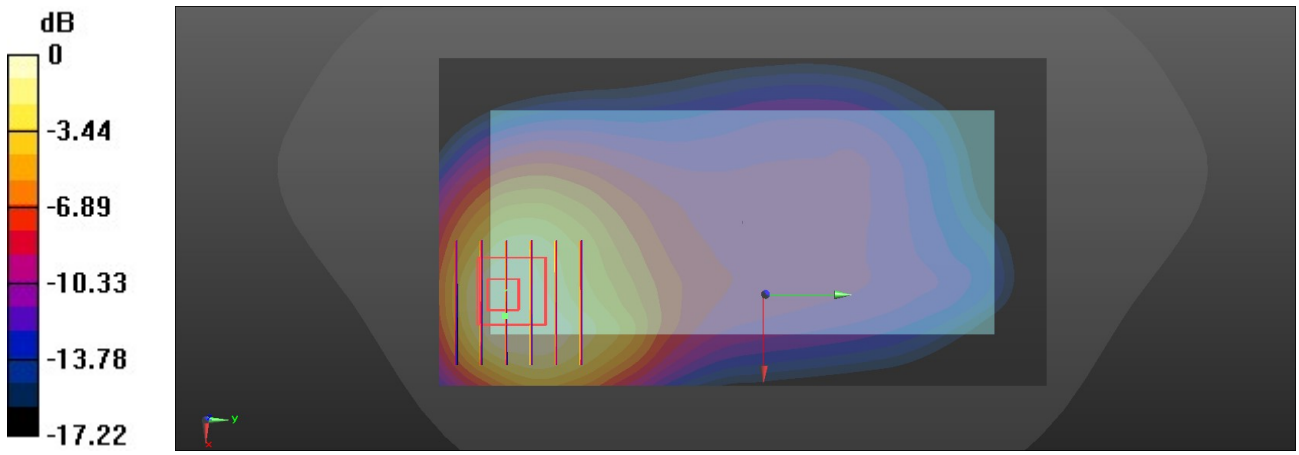

0 dB = 1.16 W/kg = 0.64 dBW/kg

Test Laboratory: Sporton International Inc. SAR/HAC Testing Lab Date: 2024/8/8

23_FR1 n26_20M_QPSK_50RB_28Offset_Back_5mm_Ch166300

Communication System: UID 0, 5G NR (0); Frequency: 831.5 MHz;Duty Cycle: 1:1
Medium: HSL_835 Medium parameters used: f = 831.5 MHz; σ = 0.909 S/m; ε_r = 41.973; ρ = 1000 kg/m^3
Ambient Temperature：23.3 ℃; Liquid Temperature：22.7 ℃

DASY5 Configuration:
- Probe: EX3DV4 - SN3857; ConvF(9.29, 8.23, 9.75); Calibrated: 2024/1/22
- Sensor-Surface: 1.4mm (Mechanical Surface Detection)
- Electronics: DAE4 Sn1650; Calibrated: 2023/9/13
- Phantom: SAM Twin Phantom; Type: SAM Twin; Serial: TP-1754
- Measurement SW: DASY52, Version 52.10 (4); SEMCAD X Version 14.6.14 (7501)

Area Scan (81x141x1): Interpolated grid: dx=1.500 mm, dy=1.500 mm
Maximum value of SAR (interpolated) = 0.734 W/kg

Zoom Scan (6x6x7)/Cube 0: Measurement grid: dx=8mm, dy=8mm, dz=5mm
Reference Value = 10.63 V/m; Power Drift = 0.08 dB
Peak SAR (extrapolated) = 1.12 W/kg
SAR(1 g) = 0.608 W/kg; SAR(10 g) = 0.352 W/kg
Smallest distance from peaks to all points 3 dB below = 14.3 mm
Ratio of SAR at M2 to SAR at M1 = 57.7%
Maximum value of SAR (measured) = 0.751 W/kg

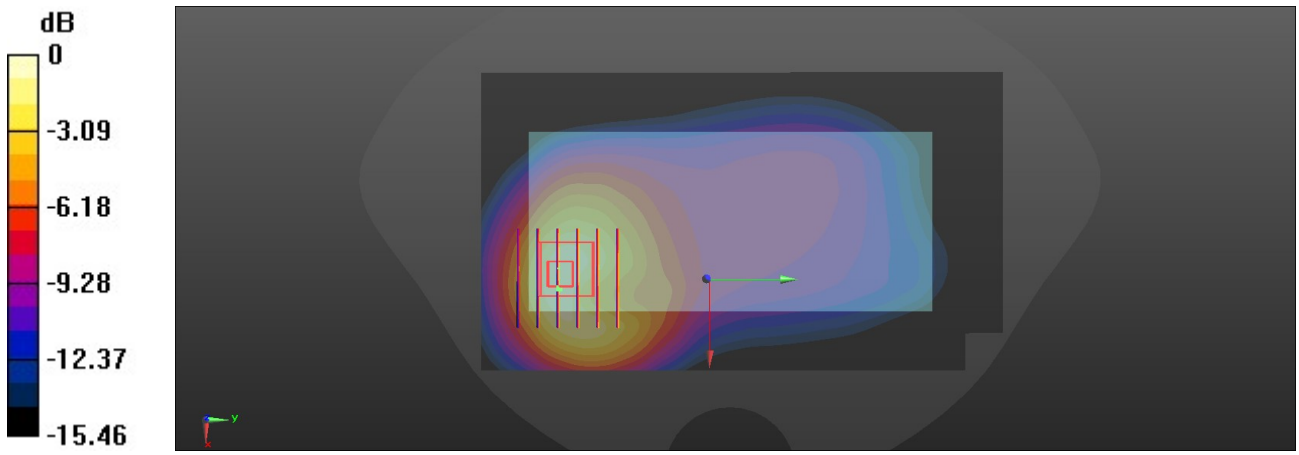

0 dB = 0.751 W/kg = -1.24 dBW/kg

Test Laboratory: Sporton International Inc. SAR/HAC Testing Lab Date: 2024/8/10

24_GSM1900_GPRS (1 Tx slot)_Back_5mm_Ch810

Communication System: UID 0, PCS (0); Frequency: 1909.8 MHz;Duty Cycle: 1:8.3
Medium: HSL_1900 Medium parameters used: f = 1910 MHz; σ = 1.406 S/m; ε_r = 40.167; ρ = 1000 kg/m^3
Ambient Temperature：23.3 ℃; Liquid Temperature：22.7 ℃

DASY5 Configuration:
- Probe: EX3DV4 - SN3857; ConvF(7.93, 7.26, 8.03); Calibrated: 2024/1/22
- Sensor-Surface: 1.4mm (Mechanical Surface Detection)
- Electronics: DAE4 Sn1650; Calibrated: 2023/9/13
- Phantom: SAM Twin Phantom; Type: SAM Twin; Serial: TP-1754
- Measurement SW: DASY52, Version 52.10 (4); SEMCAD X Version 14.6.14 (7501)

Area Scan (71x131x1): Interpolated grid: dx=1.500 mm, dy=1.500 mm
Maximum value of SAR (interpolated) = 1.04 W/kg

Zoom Scan (5x5x7)/Cube 0: Measurement grid: dx=8mm, dy=8mm, dz=5mm
Reference Value = 9.124 V/m; Power Drift = -0.04 dB
Peak SAR (extrapolated) = 1.35 W/kg
SAR(1 g) = 0.555 W/kg; SAR(10 g) = 0.365 W/kg
Smallest distance from peaks to all points 3 dB below = 9.3 mm
Ratio of SAR at M2 to SAR at M1 = 55%
Maximum value of SAR (measured) = 0.861 W/kg

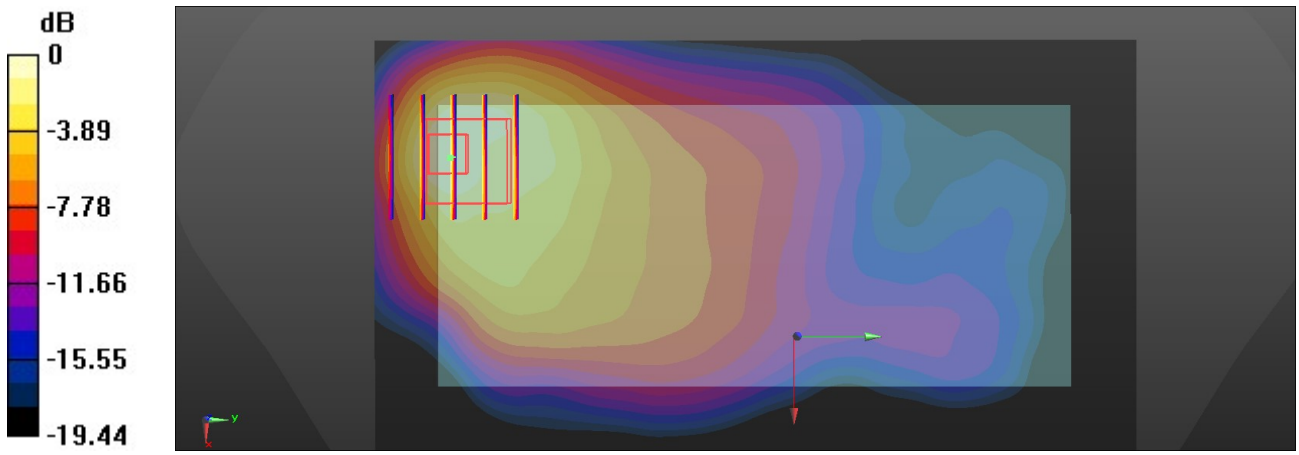

0 dB = 0.861 W/kg = -0.65 dBW/kg

Test Laboratory: Sporton International Inc. SAR/HAC Testing Lab Date: 2024/8/10

25_WCDMA II_RMC 12.2Kbps_Bottom Side_5mm_Ch9538

Communication System: UID 0, WCDMA (0); Frequency: 1907.6 MHz;Duty Cycle: 1:1
Medium: HSL_1900 Medium parameters used: f = 1907.6 MHz; σ = 1.406 S/m; ε_r = 40.181; ρ = 1000 kg/m^3
Ambient Temperature：23.3 ℃; Liquid Temperature：22.7 ℃

DASY5 Configuration:
- Probe: EX3DV4 - SN3857; ConvF(7.93, 7.26, 8.03); Calibrated: 2024/1/22
- Sensor-Surface: 1.4mm (Mechanical Surface Detection)
- Electronics: DAE4 Sn1650; Calibrated: 2023/9/13
- Phantom: SAM Twin Phantom; Type: SAM Twin; Serial: TP-1754
- Measurement SW: DASY52, Version 52.10 (4); SEMCAD X Version 14.6.14 (7501)

Area Scan (41x81x1): Interpolated grid: dx=1.500 mm, dy=1.500 mm
Maximum value of SAR (interpolated) = 1.40 W/kg

Zoom Scan (5x6x7)/Cube 0: Measurement grid: dx=8mm, dy=8mm, dz=5mm
Reference Value = 29.03 V/m; Power Drift = 0.05 dB
Peak SAR (extrapolated) = 2.01 W/kg
SAR(1 g) = 0.945 W/kg; SAR(10 g) = 0.481 W/kg
Smallest distance from peaks to all points 3 dB below = 8 mm
Ratio of SAR at M2 to SAR at M1 = 53.6%
Maximum value of SAR (measured) = 1.36 W/kg

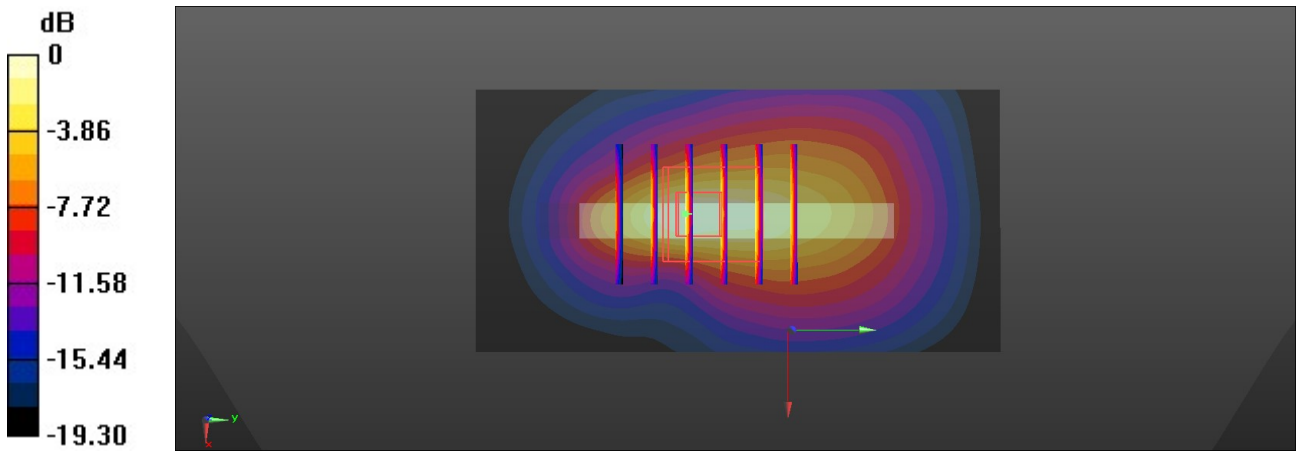

0 dB = 1.36 W/kg = 1.34 dBW/kg

Test Laboratory: Sporton International Inc. SAR/HAC Testing Lab Date: 2024/8/10

26_LTE Band 2_20M_QPSK_1RB_0Offset_Bottom Side_5mm_Ch18900

Communication System: UID 0, LTE-FDD (0); Frequency: 1880 MHz;Duty Cycle: 1:1
Medium: HSL_1900 Medium parameters used: f = 1880 MHz; σ = 1.406 S/m; ε_r = 40.168; ρ = 1000 kg/m^3
Ambient Temperature：23.3 ℃; Liquid Temperature：22.7 ℃

DASY5 Configuration:
- Probe: EX3DV4 - SN3857; ConvF(7.93, 7.26, 8.03); Calibrated: 2024/1/22
- Sensor-Surface: 1.4mm (Mechanical Surface Detection)
- Electronics: DAE4 Sn1650; Calibrated: 2023/9/13
- Phantom: SAM Twin Phantom; Type: SAM Twin; Serial: TP-1754
- Measurement SW: DASY52, Version 52.10 (4); SEMCAD X Version 14.6.14 (7501)

Area Scan (41x81x1): Interpolated grid: dx=1.500 mm, dy=1.500 mm
Maximum value of SAR (interpolated) = 1.19 W/kg

Zoom Scan (5x5x7)/Cube 0: Measurement grid: dx=8mm, dy=8mm, dz=5mm
Reference Value = 11.81 V/m; Power Drift = -0.09 dB
Peak SAR (extrapolated) = 1.79 W/kg
SAR(1 g) = 0.802 W/kg; SAR(10 g) = 0.327 W/kg
Smallest distance from peaks to all points 3 dB below = 8.8 mm
Ratio of SAR at M2 to SAR at M1 = 49.4%
Maximum value of SAR (measured) = 1.21 W/kg

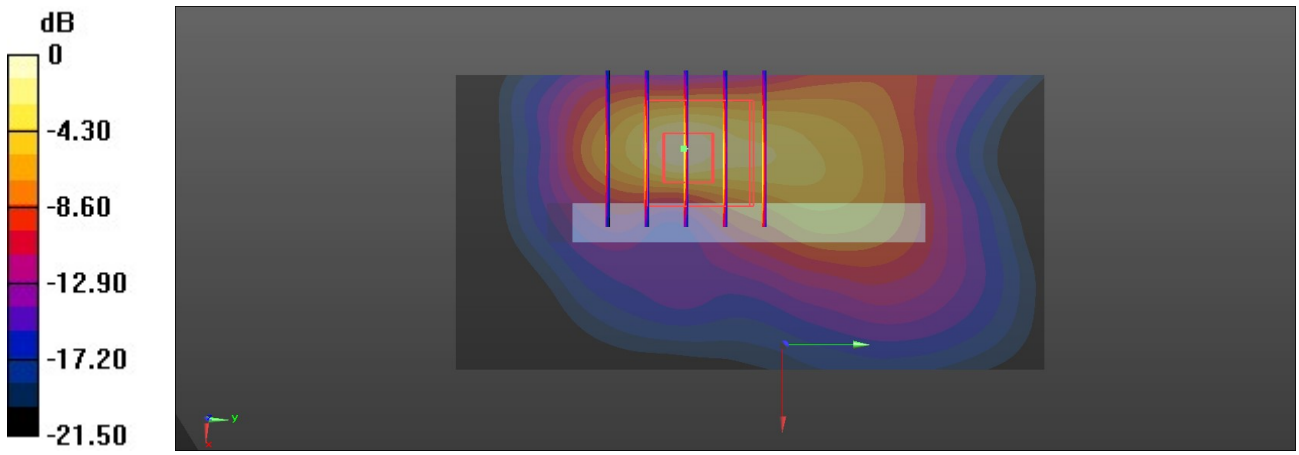

0 dB = 1.21 W/kg = 0.83 dBW/kg

Test Laboratory: Sporton International Inc. SAR/HAC Testing Lab Date: 2024/8/11

27_LTE Band 7_20M_QPSK_1RB_0Offset_Bottom Side_5mm_Ch21350

Communication System: UID 0, LTE-FDD (0); Frequency: 2560 MHz;Duty Cycle: 1:1
Medium: HSL_2600 Medium parameters used: f = 2560 MHz; σ = 1.99 S/m; ε_r = 40.232; ρ = 1000 kg/m^3
Ambient Temperature：23.3 ℃; Liquid Temperature：22.7 ℃

DASY5 Configuration:
- Probe: EX3DV4 - SN3857; ConvF(7.36, 6.7, 7.41); Calibrated: 2024/1/22
- Sensor-Surface: 1.4mm (Mechanical Surface Detection)
- Electronics: DAE4 Sn1650; Calibrated: 2023/9/13
- Phantom: SAM Twin Phantom; Type: SAM Twin; Serial: TP-1754
- Measurement SW: DASY52, Version 52.10 (4); SEMCAD X Version 14.6.14 (7501)

Area Scan (51x101x1): Interpolated grid: dx=1.200 mm, dy=1.200 mm
Maximum value of SAR (interpolated) = 1.23 W/kg

Zoom Scan (7x7x7)/Cube 0: Measurement grid: dx=5mm, dy=5mm, dz=5mm
Reference Value = 16.82 V/m; Power Drift = 0.06 dB
Peak SAR (extrapolated) = 1.93 W/kg
SAR(1 g) = 0.949 W/kg; SAR(10 g) = 0.336 W/kg
Smallest distance from peaks to all points 3 dB below = 6.7 mm
Ratio of SAR at M2 to SAR at M1 = 49.3%
Maximum value of SAR (measured) = 1.21 W/kg

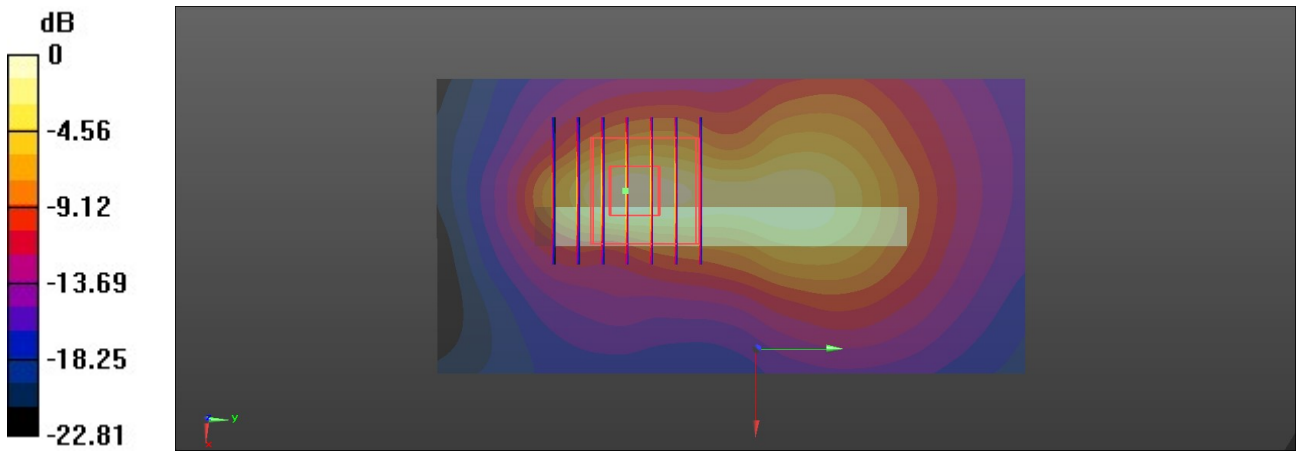

0 dB = 1.21 W/kg = 0.83 dBW/kg

Test Laboratory: Sporton International Inc. SAR/HAC Testing Lab Date: 2024/8/11

28_LTE Band 41 HPUE_20M_QPSK_1RB_0Offset_Bottom Side_5mm_Ch40185

Communication System: UID 0, LTE-HPUE (0); Frequency: 2549.5 MHz;Duty Cycle: 1:2.33
Medium: HSL_2600 Medium parameters used: f = 2550 MHz; σ = 1.971 S/m; ε_r = 40.274; ρ = 1000 kg/m^3
Ambient Temperature：23.3 °C; Liquid Temperature：22.7 °C

DASY5 Configuration:
- Probe: EX3DV4 - SN3857; ConvF(7.36, 6.7, 7.41); Calibrated: 2024/1/22
- Sensor-Surface: 1.4mm (Mechanical Surface Detection)
- Electronics: DAE4 Sn1650; Calibrated: 2023/9/13
- Phantom: SAM Twin Phantom; Type: SAM Twin; Serial: TP-1754
- Measurement SW: DASY52, Version 52.10 (4); SEMCAD X Version 14.6.14 (7501)

Area Scan (61x101x1): Interpolated grid: dx=1.200 mm, dy=1.200 mm
Maximum value of SAR (interpolated) = 1.90 W/kg

Zoom Scan (7x7x7)/Cube 0: Measurement grid: dx=5mm, dy=5mm, dz=5mm
Reference Value = 7.982 V/m; Power Drift = 0.01 dB
Peak SAR (extrapolated) = 2.32 W/kg
SAR(1 g) = 1.05 W/kg; SAR(10 g) = 0.454 W/kg
Smallest distance from peaks to all points 3 dB below = 6.1 mm
Ratio of SAR at M2 to SAR at M1 = 50.6%
Maximum value of SAR (measured) = 1.84 W/kg

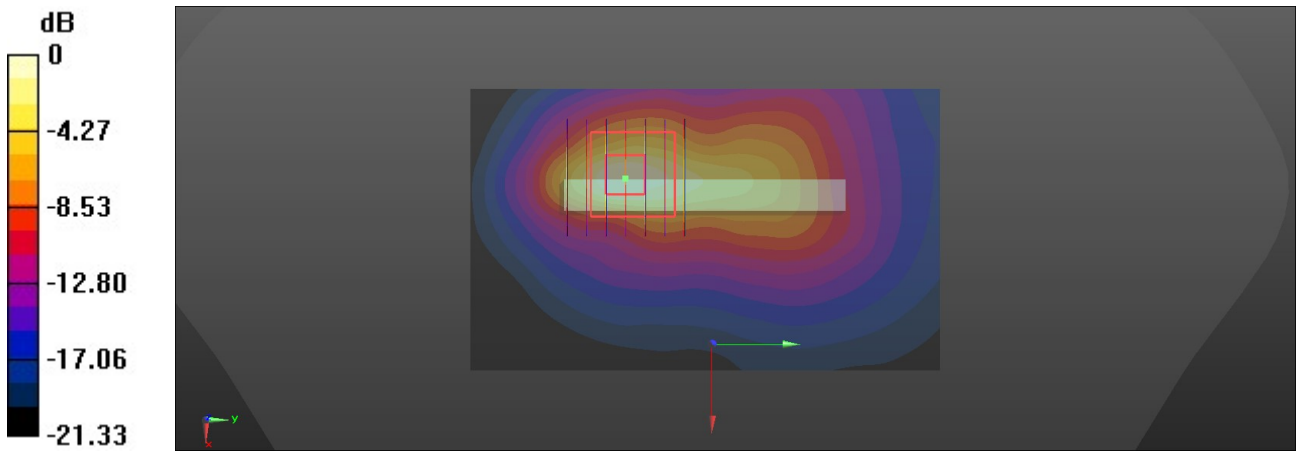

0 dB = 1.84 W/kg = 2.65 dBW/kg

Test Laboratory: Sporton International Inc. SAR/HAC Testing Lab Date: 2024/8/11

29_FR1 n7_40M_QPSK_108RB_54Offset_Bottom Side_5mm_Ch507000

Communication System: UID 0, 5G NR (0); Frequency: 2535 MHz;Duty Cycle: 1:1
Medium: HSL_2600 Medium parameters used: f = 2535 MHz; σ = 1.954 S/m; ε_r = 40.37; ρ = 1000 kg/m^3
Ambient Temperature：23.3 ℃; Liquid Temperature：22.8 ℃

DASY5 Configuration:
- Probe: EX3DV4 - SN3857; ConvF(7.36, 6.7, 7.41); Calibrated: 2024/1/22
- Sensor-Surface: 1.4mm (Mechanical Surface Detection)
- Electronics: DAE4 Sn1650; Calibrated: 2023/9/13
- Phantom: SAM Twin Phantom; Type: SAM Twin; Serial: TP-1754
- Measurement SW: DASY52, Version 52.10 (4); SEMCAD X Version 14.6.14 (7501)

Area Scan (41x81x1): Interpolated grid: dx=1.200 mm, dy=1.200 mm
Maximum value of SAR (interpolated) = 1.62 W/kg

Zoom Scan (7x7x7)/Cube 0: Measurement grid: dx=5mm, dy=5mm, dz=5mm
Reference Value = 16.17 V/m; Power Drift = 0.05 dB
Peak SAR (extrapolated) = 2.03 W/kg
SAR(1 g) = 0.855 W/kg; SAR(10 g) = 0.334 W/kg
Smallest distance from peaks to all points 3 dB below = 6.3 mm
Ratio of SAR at M2 to SAR at M1 = 46.6%
Maximum value of SAR (measured) = 1.23 W/kg

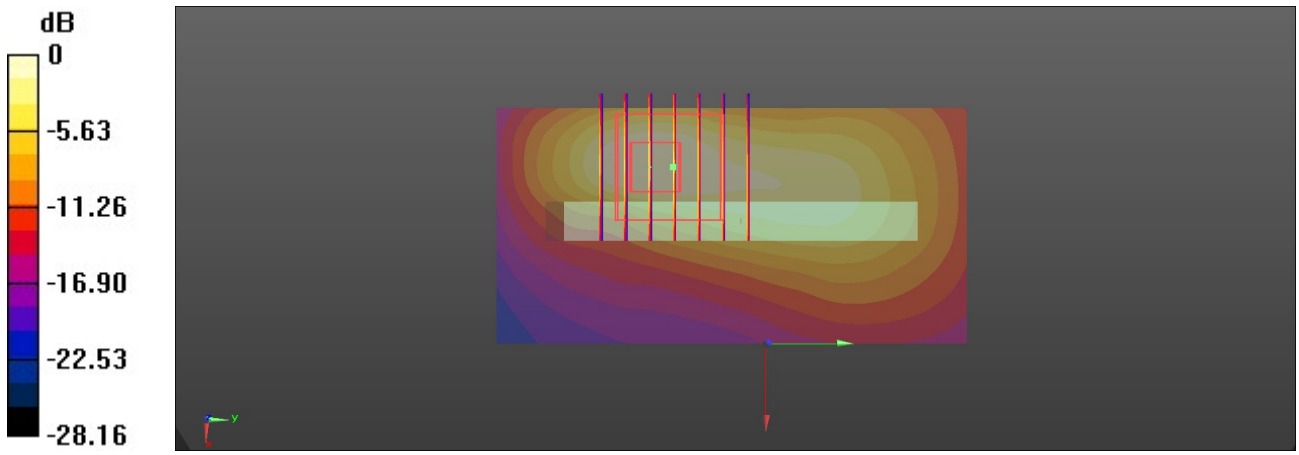

0 dB = 1.23 W/kg = 0.90 dBW/kg

Test Laboratory: Sporton International Inc. SAR/HAC Testing Lab Date: 2024/8/11

30_FR1 n41_100M_QPSK_1RB_1Offset_Back_5mm_Ch518598

Communication System: UID 0, 5G NR (0); Frequency: 2592.99 MHz;Duty Cycle: 1:1
Medium: HSL_2600 Medium parameters used: f = 2592.99 MHz; σ = 2.032 S/m; ε_r = 40.339; ρ = 1000 kg/m^3
Ambient Temperature：23.3 ℃; Liquid Temperature：22.7 ℃

DASY5 Configuration:
- Probe: EX3DV4 - SN3857; ConvF(7.36, 6.7, 7.41); Calibrated: 2024/1/22
- Sensor-Surface: 1.4mm (Mechanical Surface Detection)
- Electronics: DAE4 Sn1650; Calibrated: 2023/9/13
- Phantom: SAM Twin Phantom; Type: SAM Twin; Serial: TP-1754
- Measurement SW: DASY52, Version 52.10 (4); SEMCAD X Version 14.6.14 (7501)

Area Scan (91x161x1): Interpolated grid: dx=1.200 mm, dy=1.200 mm
Maximum value of SAR (interpolated) = 1.26 W/kg

Zoom Scan (7x7x7)/Cube 0: Measurement grid: dx=5mm, dy=5mm, dz=5mm
Reference Value = 5.276 V/m; Power Drift = -0.01 dB
Peak SAR (extrapolated) = 1.90 W/kg
SAR(1 g) = 0.908 W/kg; SAR(10 g) = 0.457 W/kg
Smallest distance from peaks to all points 3 dB below = 8.2 mm
Ratio of SAR at M2 to SAR at M1 = 50.8%
Maximum value of SAR (measured) = 1.24 W/kg

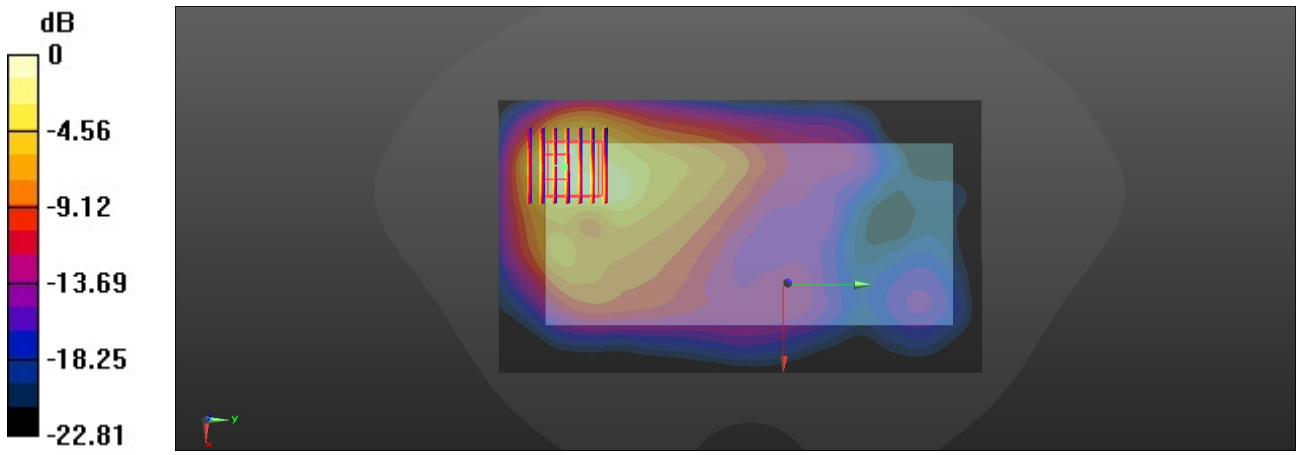

0 dB = 1.24 W/kg = 0.93 dBW/kg

Test Laboratory: Sporton International Inc. SAR/HAC Testing Lab Date: 2024/8/13

31_LTE Band 42_20M_QPSK_1RB_0Offset_Back_5mm_Ch42990

Communication System: UID 0, LTE-TDD (0); Frequency: 3540 MHz;Duty Cycle: 1:1.59
Medium: HSL_3500 Medium parameters used: f = 3540 MHz; σ = 2.843 S/m; ε_r = 38.674; ρ = 1000 kg/m^3
Ambient Temperature：23.3 ℃; Liquid Temperature：22.8 ℃

DASY5 Configuration:
- Probe: EX3DV4 - SN3857; ConvF(7.08, 6.34, 6.93); Calibrated: 2024/1/22
- Sensor-Surface: 1.4mm (Mechanical Surface Detection)
- Electronics: DAE4 Sn1650; Calibrated: 2023/9/13
- Phantom: SAM Twin Phantom; Type: SAM Twin; Serial: TP-1754
- Measurement SW: DASY52, Version 52.10 (4); SEMCAD X Version 14.6.14 (7501)

Area Scan (101x191x1): Interpolated grid: dx=1.000 mm, dy=1.000 mm
Maximum value of SAR (interpolated) = 1.04 W/kg

Zoom Scan (9x9x7)/Cube 0: Measurement grid: dx=4mm, dy=4mm, dz=1.4mm
Reference Value = 2.034 V/m; Power Drift = -0.09 dB
Peak SAR (extrapolated) = 1.56 W/kg
SAR(1 g) = 0.474 W/kg; SAR(10 g) = 0.181 W/kg
Smallest distance from peaks to all points 3 dB below = 7.2 mm
Ratio of SAR at M2 to SAR at M1 = 74.2%
Maximum value of SAR (measured) = 0.913 W/kg

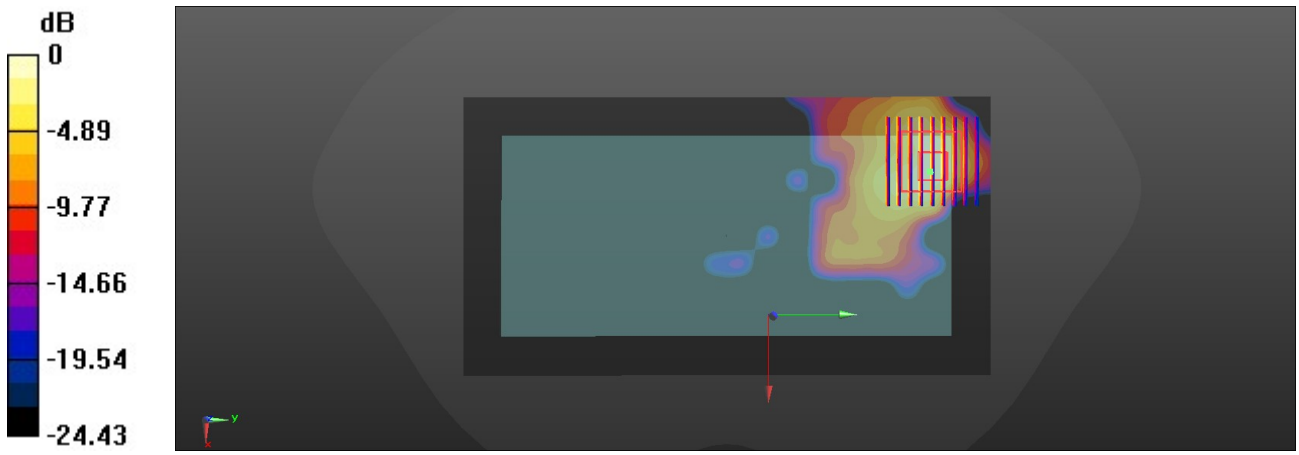

0 dB = 0.913 W/kg = -0.40 dBW/kg

Test Laboratory: Sporton International Inc. SAR/HAC Testing Lab Date: 2024/8/13

32_FR1 n77_100M_QPSK_1RB_1Offset_Right Side_5mm_Ch656000

Communication System: UID 0, 5G NR (0); Frequency: 3840 MHz;Duty Cycle: 1:1
Medium: HSL_3900 Medium parameters used: f = 3840 MHz; σ = 3.106 S/m; ε_r = 39.097; ρ = 1000 kg/m^3
Ambient Temperature：23.3 ℃; Liquid Temperature：22.8 ℃

DASY5 Configuration:
- Probe: EX3DV4 - SN3857; ConvF(7.38, 6.56, 7.19); Calibrated: 2024/1/22
- Sensor-Surface: 1.4mm (Mechanical Surface Detection)
- Electronics: DAE4 Sn1650; Calibrated: 2023/9/13
- Phantom: SAM Twin Phantom; Type: SAM Twin; Serial: TP-1754
- Measurement SW: DASY52, Version 52.10 (4); SEMCAD X Version 14.6.14 (7501)

Area Scan (51x191x1): Interpolated grid: dx=1.000 mm, dy=1.000 mm
Maximum value of SAR (interpolated) = 1.61 W/kg

Zoom Scan (9x9x7)/Cube 0: Measurement grid: dx=4mm, dy=4mm, dz=1.4mm
Reference Value = 8.112 V/m; Power Drift = 0.08 dB
Peak SAR (extrapolated) = 3.02 W/kg
SAR(1 g) = 0.994 W/kg; SAR(10 g) = 0.322 W/kg
Smallest distance from peaks to all points 3 dB below = 5.6 mm
Ratio of SAR at M2 to SAR at M1 = 73.1%
Maximum value of SAR (measured) = 2.15 W/kg



0 dB = 2.15 W/kg = 3.32 dBW/kg

Test Laboratory: Sporton International Inc. SAR/HAC Testing Lab Date: 2024/8/13

33_WLAN2.4GHz_802.11b 1Mbps_Back_5mm_Ch11

Communication System: UID 0, WLAN2.4GHz (0); Frequency: 2462 MHz;Duty Cycle: 1:1.147
Medium: HSL_2450 Medium parameters used: f = 2462 MHz; σ = 1.764 S/m; ε_r = 39.229; ρ = 1000 kg/m^3
Ambient Temperature：23.3 ℃; Liquid Temperature：22.8 ℃

DASY5 Configuration:
- Probe: EX3DV4 - SN3857; ConvF(7.44, 6.79, 7.48); Calibrated: 2024/1/22
- Sensor-Surface: 1.4mm (Mechanical Surface Detection)
- Electronics: DAE4 Sn1650; Calibrated: 2023/9/13
- Phantom: SAM Twin Phantom; Type: SAM Twin; Serial: TP-1754
- Measurement SW: DASY52, Version 52.10 (4); SEMCAD X Version 14.6.14 (7501)

Area Scan (91x171x1): Interpolated grid: dx=1.200 mm, dy=1.200 mm
Maximum value of SAR (interpolated) = 0.583 W/kg

Zoom Scan (7x7x7)/Cube 0: Measurement grid: dx=5mm, dy=5mm, dz=5mm
Reference Value = 5.448 V/m; Power Drift = 0.02 dB
Peak SAR (extrapolated) = 0.798 W/kg
SAR(1 g) = 0.409 W/kg; SAR(10 g) = 0.208 W/kg
Smallest distance from peaks to all points 3 dB below = 8.6 mm
Ratio of SAR at M2 to SAR at M1 = 60.4%
Maximum value of SAR (measured) = 0.552 W/kg

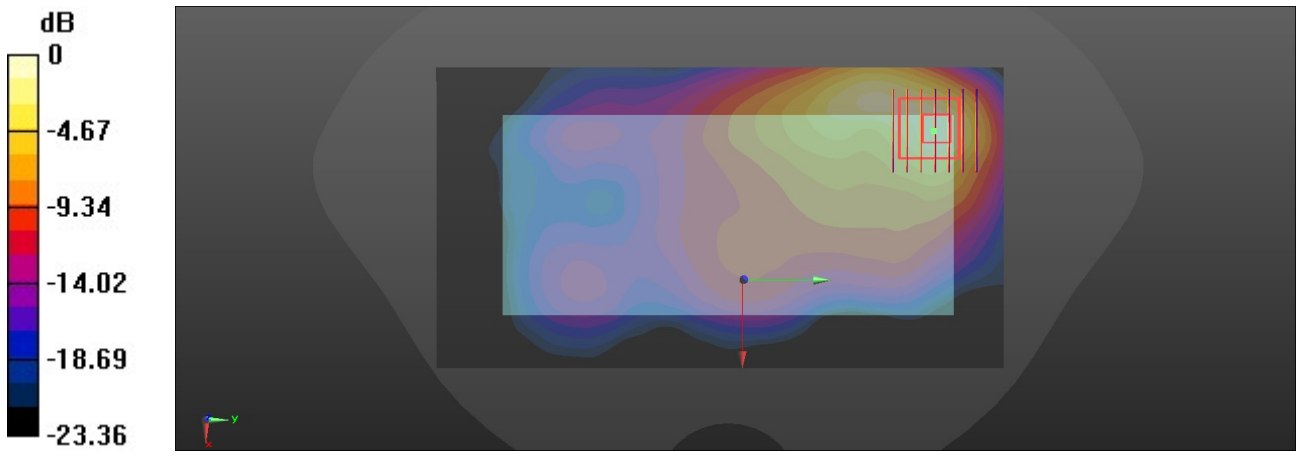

0 dB = 0.552 W/kg = -2.58 dBW/kg

Test Laboratory: Sporton International Inc. SAR/HAC Testing Lab Date: 2024/8/13

34_Bluetooth_1Mbps_Back_5mm_Ch78

Communication System: UID 0, Bluetooth (0); Frequency: 2480 MHz;Duty Cycle: 1:1.303
Medium: HSL_2450 Medium parameters used: f = 2480 MHz; σ = 1.791 S/m; ε_r = 39.278; ρ = 1000 kg/m^3
Ambient Temperature：23.3 ℃; Liquid Temperature：22.8 ℃

DASY5 Configuration:
- Probe: EX3DV4 - SN3857; ConvF(7.44, 6.79, 7.48); Calibrated: 2024/1/22
- Sensor-Surface: 1.4mm (Mechanical Surface Detection)
- Electronics: DAE4 Sn1650; Calibrated: 2023/9/13
- Phantom: SAM Twin Phantom; Type: SAM Twin; Serial: TP-1754
- Measurement SW: DASY52, Version 52.10 (4); SEMCAD X Version 14.6.14 (7501)

Area Scan (91x171x1): Interpolated grid: dx=1.200 mm, dy=1.200 mm
Maximum value of SAR (interpolated) = 0.347 W/kg

Zoom Scan (8x8x7)/Cube 0: Measurement grid: dx=5mm, dy=5mm, dz=5mm
Reference Value = 1.963 V/m; Power Drift = 0.08 dB
Peak SAR (extrapolated) = 0.449 W/kg
SAR(1 g) = 0.171 W/kg; SAR(10 g) = 0.102 W/kg
Smallest distance from peaks to all points 3 dB below = 8.9 mm
Ratio of SAR at M2 to SAR at M1 = 55.1%
Maximum value of SAR (measured) = 0.305 W/kg

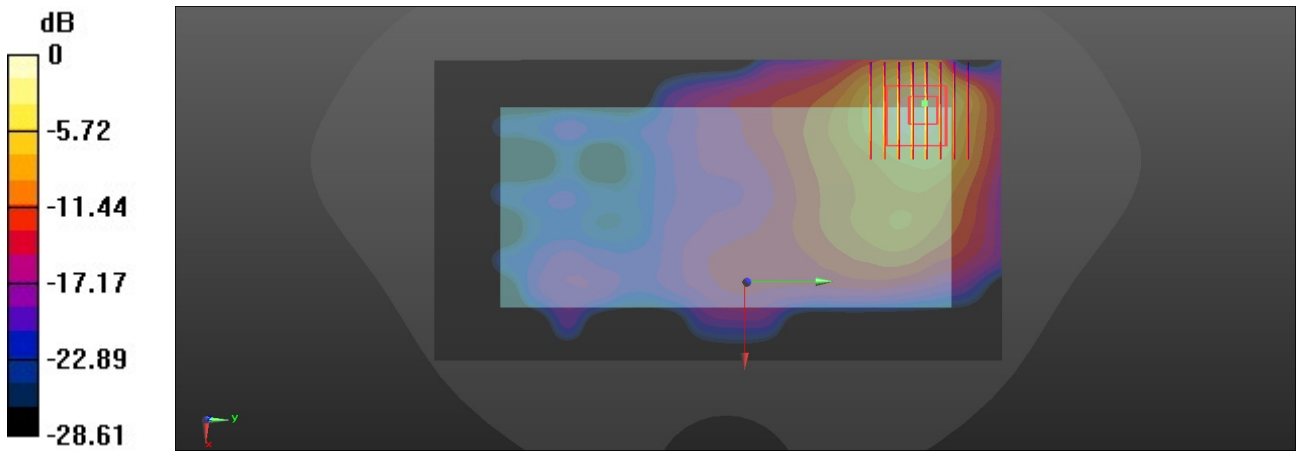

0 dB = 0.305 W/kg = -5.16 dBW/kg

Test Laboratory: Sporton International Inc. SAR/HAC Testing Lab Date: 2024/8/14

35_WLAN5GHz_802.11n-HT40 MCS0_Top Side_5mm_Ch46

Communication System: UID 0, WLAN5GHz (0); Frequency: 5230 MHz;Duty Cycle: 1:1.161
Medium: HSL_5000 Medium parameters used: f = 5230 MHz; σ = 4.554 S/m; ε_r = 35.773; ρ = 1000 kg/m^3
Ambient Temperature：23.3 ℃; Liquid Temperature：22.8 ℃

DASY5 Configuration:
- Probe: EX3DV4 - SN3857; ConvF(5.34, 4.76, 5.24); Calibrated: 2024/1/22
- Sensor-Surface: 1.4mm (Mechanical Surface Detection)
- Electronics: DAE4 Sn1650; Calibrated: 2023/9/13
- Phantom: SAM Twin Phantom; Type: SAM Twin; Serial: TP-1754
- Measurement SW: DASY52, Version 52.10 (4); SEMCAD X Version 14.6.14 (7501)

Area Scan (61x111x1): Interpolated grid: dx=1.000 mm, dy=1.000 mm
Maximum value of SAR (interpolated) = 1.13 W/kg

Zoom Scan (7x7x7)/Cube 0: Measurement grid: dx=4mm, dy=4mm, dz=1.4mm
Reference Value = 3.194 V/m; Power Drift = 0.03 dB
Peak SAR (extrapolated) = 1.95 W/kg
SAR(1 g) = 0.315 W/kg; SAR(10 g) = 0.144 W/kg
Smallest distance from peaks to all points 3 dB below = 5.8 mm
Ratio of SAR at M2 to SAR at M1 = 65.7%
Maximum value of SAR (measured) = 1.17 W/kg

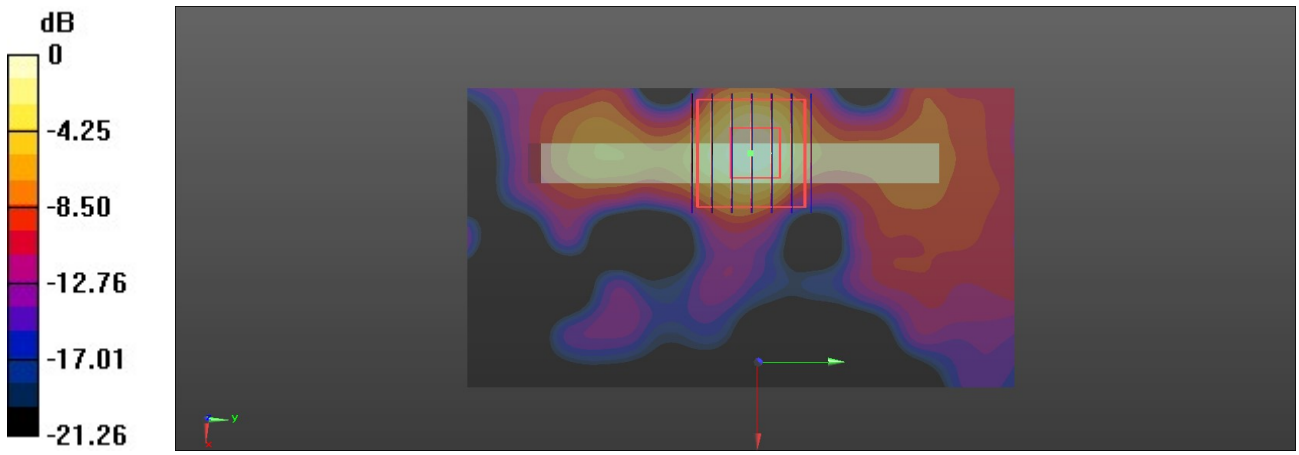

0 dB = 1.17 W/kg = 0.68 dBW/kg

Test Laboratory: Sporton International Inc. SAR/HAC Testing Lab Date: 2024/8/16

36_WLAN5GHz_802.11ac-VHT80 MCS0_Top Side_5mm_Ch155

Communication System: UID 0, WLAN5GHz (0); Frequency: 5775 MHz;Duty Cycle: 1:1.17
Medium: HSL_5000 Medium parameters used: f = 5775 MHz; σ = 5.132 S/m; ε_r = 34.826; ρ = 1000 kg/m^3
Ambient Temperature：23.3 ℃; Liquid Temperature：22.8 ℃

DASY5 Configuration:
- Probe: EX3DV4 - SN3857; ConvF(5.19, 4.53, 5.01); Calibrated: 2024/1/22
- Sensor-Surface: 1.4mm (Mechanical Surface Detection)
- Electronics: DAE4 Sn1650; Calibrated: 2023/9/13
- Phantom: SAM Twin Phantom; Type: SAM Twin; Serial: TP-1754
- Measurement SW: DASY52, Version 52.10 (4); SEMCAD X Version 14.6.14 (7501)

Area Scan (61x111x1): Interpolated grid: dx=1.000 mm, dy=1.000 mm
Maximum value of SAR (interpolated) = 1.57 W/kg

Zoom Scan (9x9x7)/Cube 0: Measurement grid: dx=4mm, dy=4mm, dz=1.4mm
Reference Value = 4.914 V/m; Power Drift = 0.03 dB
Peak SAR (extrapolated) = 2.62 W/kg
SAR(1 g) = 0.358 W/kg; SAR(10 g) = 0.167 W/kg
Smallest distance from peaks to all points 3 dB below = 6.1 mm
Ratio of SAR at M2 to SAR at M1 = 62.1%
Maximum value of SAR (measured) = 1.43 W/kg

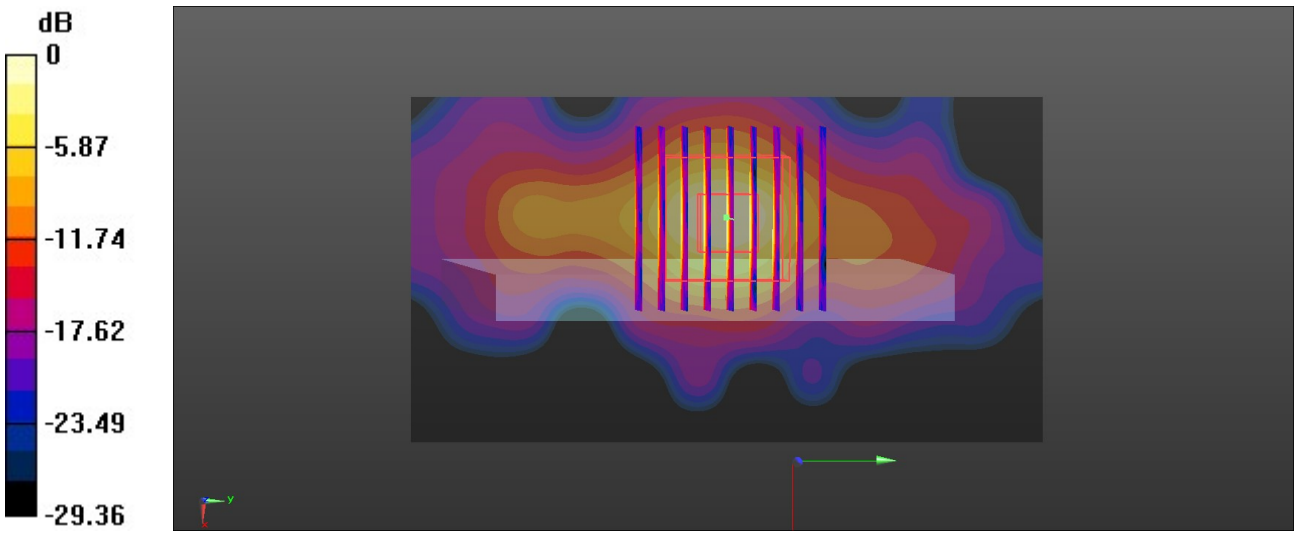

0 dB = 1.43 W/kg = 1.55 dBW/kg

Test Laboratory: Sporton International Inc. SAR/HAC Testing Lab Date: 2024/8/8

37_GSM850_GPRS (4 Tx slot)_Back_5mm_Ch189

Communication System: UID 0, GSM850 (0); Frequency: 836.4 MHz;Duty Cycle: 1:2.08
Medium: HSL_835 Medium parameters used: f = 836.4 MHz; σ = 0.913 S/m; ε_r = 41.948; ρ = 1000 kg/m^3
Ambient Temperature：23.3 ℃; Liquid Temperature：22.7 ℃

DASY5 Configuration:
- Probe: EX3DV4 - SN3857; ConvF(9.29, 8.23, 9.75); Calibrated: 2024/1/22
- Sensor-Surface: 1.4mm (Mechanical Surface Detection)
- Electronics: DAE4 Sn1650; Calibrated: 2023/9/13
- Phantom: SAM Twin Phantom; Type: SAM Twin; Serial: TP-1754
- Measurement SW: DASY52, Version 52.10 (4); SEMCAD X Version 14.6.14 (7501)

Area Scan (71x131x1): Interpolated grid: dx=1.500 mm, dy=1.500 mm
Maximum value of SAR (interpolated) = 1.00 W/kg

Zoom Scan (5x5x7)/Cube 0: Measurement grid: dx=8mm, dy=8mm, dz=5mm
Reference Value = 12.47 V/m; Power Drift = -0.03 dB
Peak SAR (extrapolated) = 1.54 W/kg
SAR(1 g) = 0.798 W/kg; SAR(10 g) = 0.460 W/kg
Smallest distance from peaks to all points 3 dB below = 12.8 mm
Ratio of SAR at M2 to SAR at M1 = 53.2%
Maximum value of SAR (measured) = 1.01 W/kg

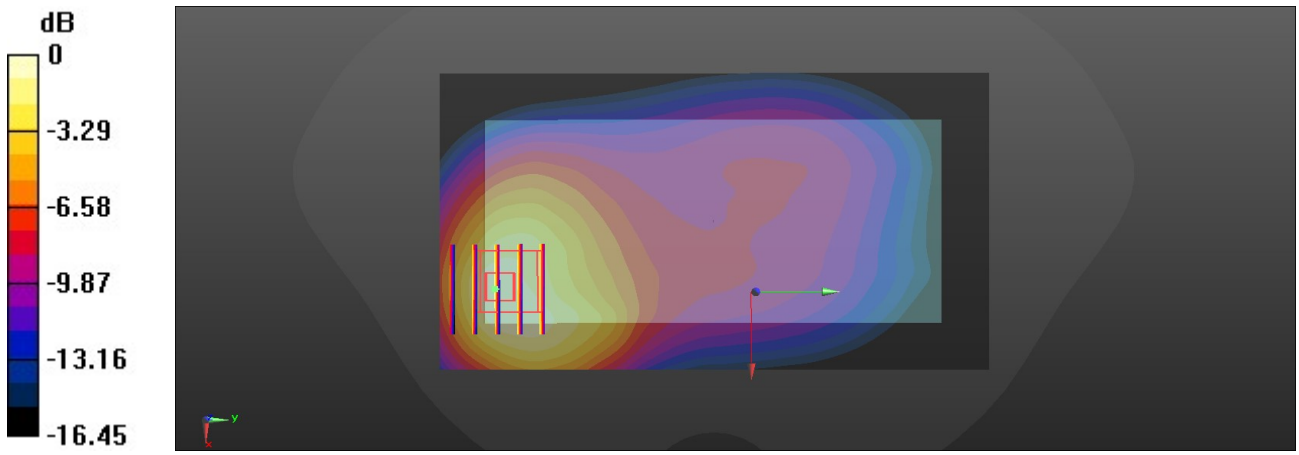

0 dB = 1.01 W/kg = 0.04 dBW/kg