Test Laboratory: Sporton International Inc. SAR/HAC Testing Lab Date: 2024/8/8

57_LTE Band 26_15M_QPSK_1RB_0Offset_Back_0mm_Ch26865

Communication System: UID 0, LTE-FDD (0); Frequency: 831.5 MHz;Duty Cycle: 1:1
Medium: HSL_835 Medium parameters used: f = 831.5 MHz; σ = 0.909 S/m; ε_r = 41.973; ρ = 1000 kg/m^3
Ambient Temperature：23.3 ℃; Liquid Temperature：22.7 ℃

DASY5 Configuration:
- Probe: EX3DV4 - SN3857; ConvF(9.29, 8.23, 9.75); Calibrated: 2024/1/22
- Sensor-Surface: 1.4mm (Mechanical Surface Detection)
- Electronics: DAE4 Sn1650; Calibrated: 2023/9/13
- Phantom: SAM Twin Phantom; Type: SAM Twin; Serial: TP-1754
- Measurement SW: DASY52, Version 52.10 (4); SEMCAD X Version 14.6.14 (7501)

Area Scan (71x131x1): Interpolated grid: dx=1.500 mm, dy=1.500 mm
Maximum value of SAR (interpolated) = 4.72 W/kg

Zoom Scan (6x6x7)/Cube 0: Measurement grid: dx=8mm, dy=8mm, dz=5mm
Reference Value = 41.50 V/m; Power Drift = -0.05 dB
Peak SAR (extrapolated) = 6.53 W/kg
SAR(1 g) = 3.18 W/kg; SAR(10 g) = 1.72 W/kg
Smallest distance from peaks to all points 3 dB below = 12.8 mm
Ratio of SAR at M2 to SAR at M1 = 50.3%
Maximum value of SAR (measured) = 4.12 W/kg

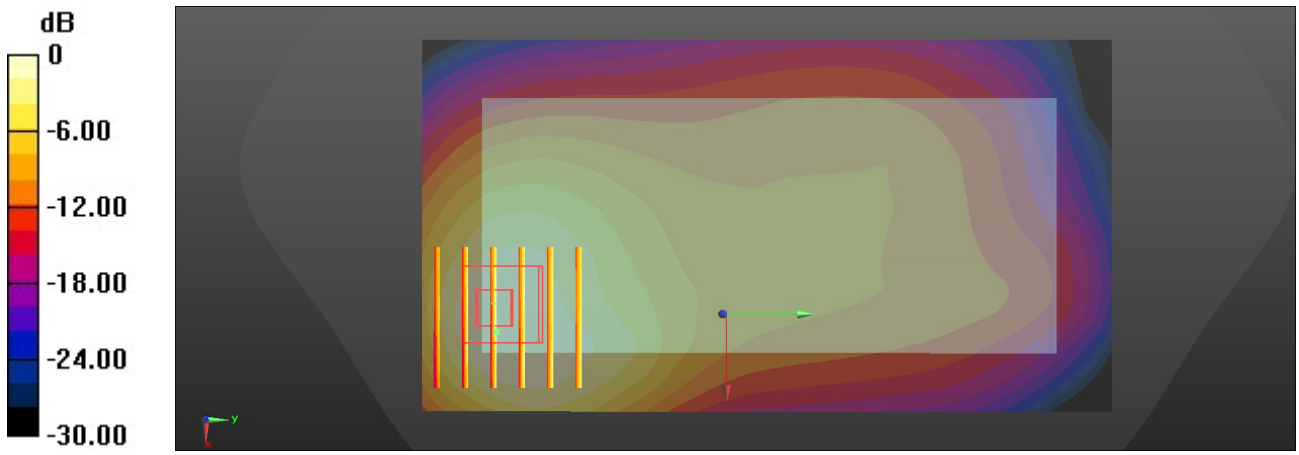

0 dB = 4.12 W/kg = 6.14 dBW/kg

Test Laboratory: Sporton International Inc. SAR/HAC Testing Lab Date: 2024/8/8

58_FR1 n26_20M_QPSK_1RB_1Offset_Back_0mm_Ch166300

Communication System: UID 0, 5G NR (0); Frequency: 831.5 MHz;Duty Cycle: 1:1
Medium: HSL_835 Medium parameters used: f = 831.5 MHz; σ = 0.909 S/m; ε_r = 41.973; ρ = 1000 kg/m^3
Ambient Temperature：23.3 ℃; Liquid Temperature：22.7 ℃

DASY5 Configuration:
- Probe: EX3DV4 - SN3857; ConvF(9.29, 8.23, 9.75); Calibrated: 2024/1/22
- Sensor-Surface: 1.4mm (Mechanical Surface Detection)
- Electronics: DAE4 Sn1650; Calibrated: 2023/9/13
- Phantom: SAM Twin Phantom; Type: SAM Twin; Serial: TP-1754
- Measurement SW: DASY52, Version 52.10 (4); SEMCAD X Version 14.6.14 (7501)

Area Scan (81x141x1): Interpolated grid: dx=1.500 mm, dy=1.500 mm
Maximum value of SAR (interpolated) = 2.51 W/kg

Zoom Scan (6x6x7)/Cube 0: Measurement grid: dx=8mm, dy=8mm, dz=5mm
Reference Value = 38.66 V/m; Power Drift = 0.02 dB
Peak SAR (extrapolated) = 3.61 W/kg
SAR(1 g) = 2.05 W/kg; SAR(10 g) = 1.29 W/kg
Smallest distance from peaks to all points 3 dB below = 14.3 mm
Ratio of SAR at M2 to SAR at M1 = 58.4%
Maximum value of SAR (measured) = 2.53 W/kg

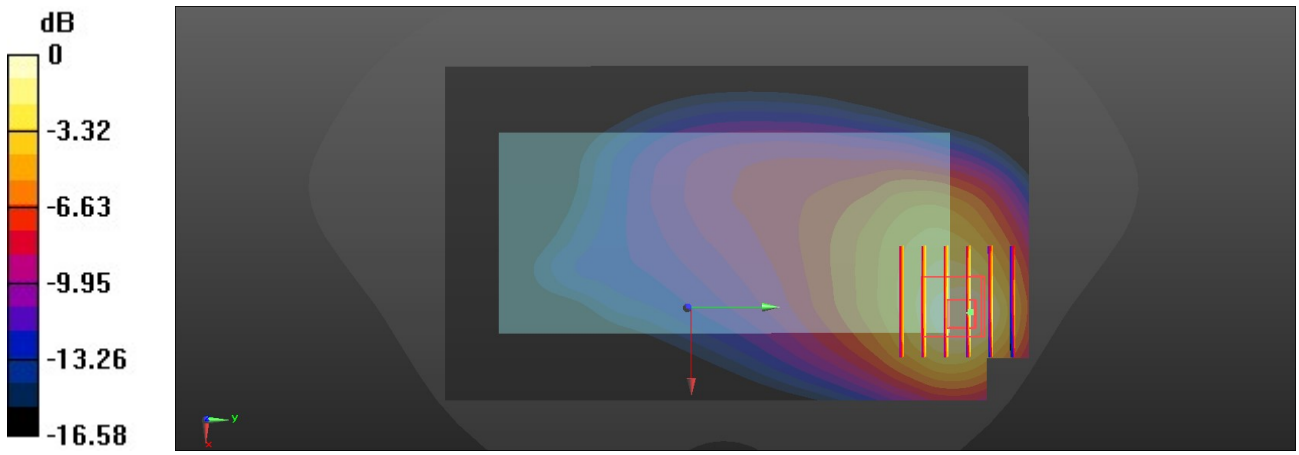

0 dB = 2.53 W/kg = 4.03 dBW/kg

Test Laboratory: Sporton International Inc. SAR/HAC Testing Lab Date: 2024/8/10

59_WCDMA II_RMC 12.2Kbps_Bottom Side_0mm_Ch9400

Communication System: UID 0, WCDMA (0); Frequency: 1880 MHz;Duty Cycle: 1:1
Medium: HSL_1900 Medium parameters used: f = 1880 MHz; σ = 1.406 S/m; ε_r = 40.168; ρ = 1000 kg/m^3
Ambient Temperature：23.3 ℃; Liquid Temperature：22.7 ℃

DASY5 Configuration:
- Probe: EX3DV4 - SN3857; ConvF(7.93, 7.26, 8.03); Calibrated: 2024/1/22
- Sensor-Surface: 1.4mm (Mechanical Surface Detection)
- Electronics: DAE4 Sn1650; Calibrated: 2023/9/13
- Phantom: SAM Twin Phantom; Type: SAM Twin; Serial: TP-1754
- Measurement SW: DASY52, Version 52.10 (4); SEMCAD X Version 14.6.14 (7501)

Area Scan (41x81x1): Interpolated grid: dx=1.500 mm, dy=1.500 mm
Maximum value of SAR (interpolated) = 4.91 W/kg

Zoom Scan (5x5x7)/Cube 0: Measurement grid: dx=8mm, dy=8mm, dz=5mm
Reference Value = 46.24 V/m; Power Drift = 0.09 dB
Peak SAR (extrapolated) = 12.1 W/kg
SAR(1 g) = 4.85 W/kg; SAR(10 g) = 1.92 W/kg
Smallest distance from peaks to all points 3 dB below = 8.4 mm
Ratio of SAR at M2 to SAR at M1 = 41.1%
Maximum value of SAR (measured) = 7.39 W/kg

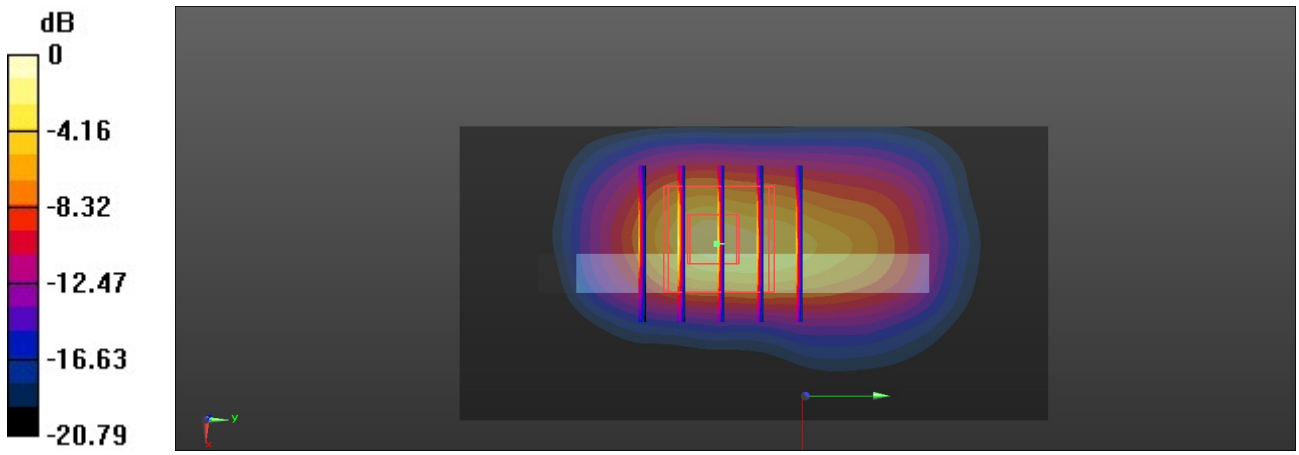

0 dB = 7.39 W/kg = 8.69 dBW/kg

Test Laboratory: Sporton International Inc. SAR/HAC Testing Lab Date: 2024/8/10

60_LTE Band 2_20M_QPSK_1RB_0Offset_Back_0mm_Ch18900

Communication System: UID 0, LTE-FDD (0); Frequency: 1880 MHz;Duty Cycle: 1:1
Medium: HSL_1900 Medium parameters used: f = 1880 MHz; σ = 1.406 S/m; ε_r = 40.168; ρ = 1000 kg/m^3
Ambient Temperature：23.3 ℃; Liquid Temperature：22.7 ℃

DASY5 Configuration:
- Probe: EX3DV4 - SN3857; ConvF(7.93, 7.26, 8.03); Calibrated: 2024/1/22
- Sensor-Surface: 1.4mm (Mechanical Surface Detection)
- Electronics: DAE4 Sn1650; Calibrated: 2023/9/13
- Phantom: SAM Twin Phantom; Type: SAM Twin; Serial: TP-1754
- Measurement SW: DASY52, Version 52.10 (4); SEMCAD X Version 14.6.14 (7501)

Area Scan (71x131x1): Interpolated grid: dx=1.500 mm, dy=1.500 mm
Maximum value of SAR (interpolated) = 4.82 W/kg

Zoom Scan (6x6x7)/Cube 0: Measurement grid: dx=8mm, dy=8mm, dz=5mm
Reference Value = 7.390 V/m; Power Drift = 0.03 dB
Peak SAR (extrapolated) = 10.2 W/kg
SAR(1 g) = 4.58 W/kg; SAR(10 g) = 2.24 W/kg
Smallest distance from peaks to all points 3 dB below = 8.6 mm
Ratio of SAR at M2 to SAR at M1 = 48.3%
Maximum value of SAR (measured) = 5.91 W/kg

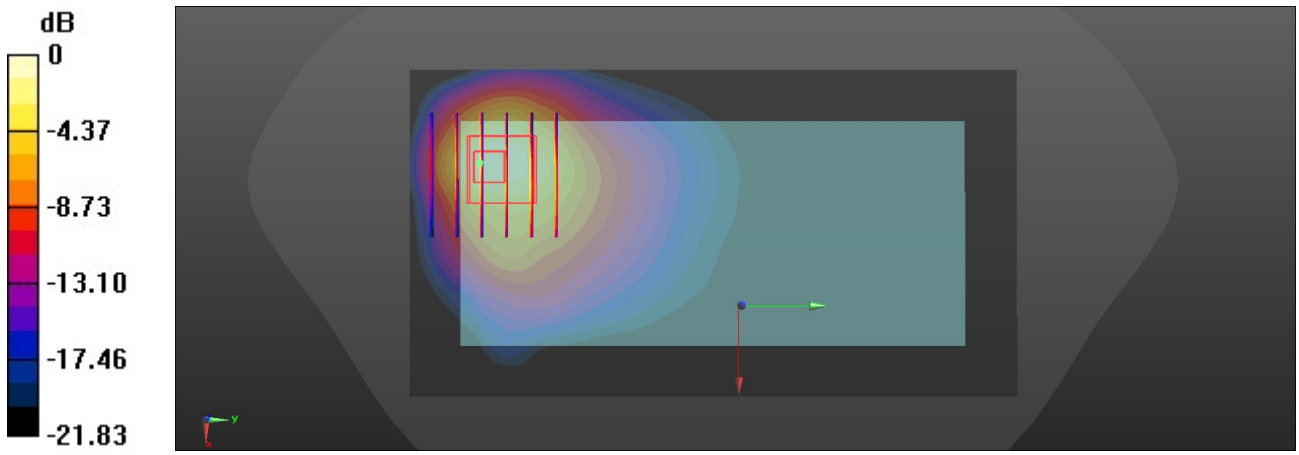

0 dB = 5.91 W/kg = 7.72 dBW/kg

Test Laboratory: Sporton International Inc. SAR/HAC Testing Lab Date: 2024/8/11

61_LTE Band 7_20M_QPSK_1RB_0Offset_Bottom Side_0mm_Ch21100

Communication System: UID 0, LTE-FDD (0); Frequency: 2535 MHz;Duty Cycle: 1:1
Medium: HSL_2600 Medium parameters used: f = 2535 MHz; σ = 1.954 S/m; ε_r = 40.37; ρ = 1000 kg/m^3
Ambient Temperature：23.3 ℃; Liquid Temperature：22.7 ℃

DASY5 Configuration:
- Probe: EX3DV4 - SN3857; ConvF(7.36, 6.7, 7.41); Calibrated: 2024/1/22
- Sensor-Surface: 1.4mm (Mechanical Surface Detection)
- Electronics: DAE4 Sn1650; Calibrated: 2023/9/13
- Phantom: SAM Twin Phantom; Type: SAM Twin; Serial: TP-1754
- Measurement SW: DASY52, Version 52.10 (4); SEMCAD X Version 14.6.14 (7501)

Area Scan (51x101x1): Interpolated grid: dx=1.200 mm, dy=1.200 mm
Maximum value of SAR (interpolated) = 9.5 W/kg

Zoom Scan (7x7x7)/Cube 0: Measurement grid: dx=5mm, dy=5mm, dz=5mm
Reference Value = 10.90 V/m; Power Drift = 0.01 dB
Peak SAR (extrapolated) = 19.2 W/kg
SAR(1 g) = 6.8 W/kg; SAR(10 g) = 2.35 W/kg
Smallest distance from peaks to all points 3 dB below = 8.8 mm
Ratio of SAR at M2 to SAR at M1 = 41.2%
Maximum value of SAR (measured) = 10.6 W/kg

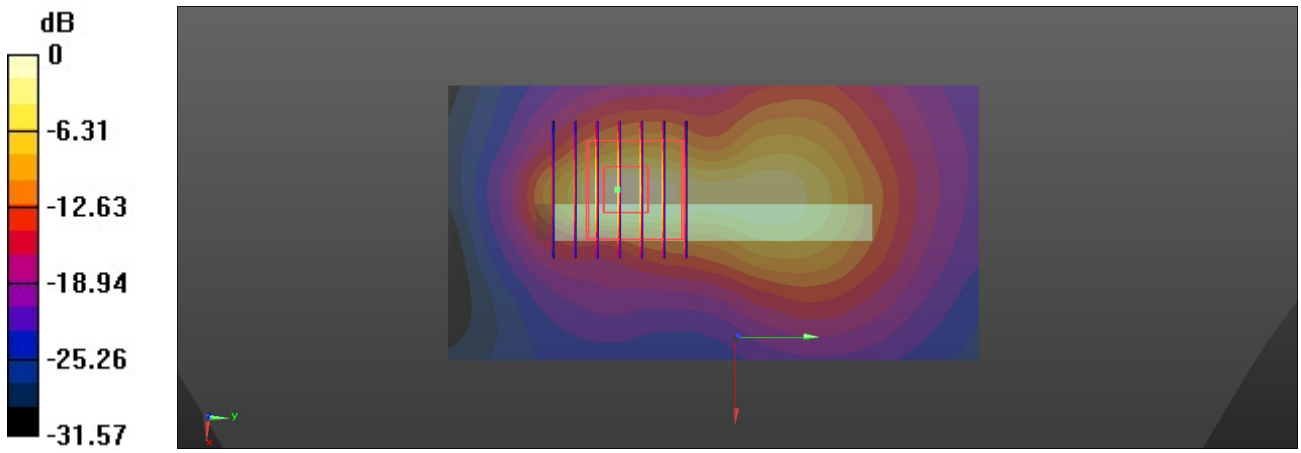

0 dB = 10.6 W/kg = 6.92 dBW/kg

Test Laboratory: Sporton International Inc. SAR/HAC Testing Lab Date: 2024/8/11

62_LTE Band 41 HPUE_20M_QPSK_1RB_0Offset_Bottom Side_0mm_Ch39750

Communication System: UID 0, LTE-TDD (0); Frequency: 2506 MHz;Duty Cycle: 1:2.33
Medium: HSL_2600 Medium parameters used: f = 2506 MHz; σ = 1.946 S/m; ε_r = 40.507; ρ = 1000 kg/m^3
Ambient Temperature：23.3 ℃; Liquid Temperature：22.7 ℃

DASY5 Configuration:
- Probe: EX3DV4 - SN3857; ConvF(7.36, 6.7, 7.41); Calibrated: 2024/1/22
- Sensor-Surface: 1.4mm (Mechanical Surface Detection)
- Electronics: DAE4 Sn1650; Calibrated: 2023/9/13
- Phantom: SAM Twin Phantom; Type: SAM Twin; Serial: TP-1754
- Measurement SW: DASY52, Version 52.10 (4); SEMCAD X Version 14.6.14 (7501)

Area Scan (51x101x1): Interpolated grid: dx=1.200 mm, dy=1.200 mm
Maximum value of SAR (interpolated) = 9.66 W/kg

Zoom Scan (7x7x7)/Cube 0: Measurement grid: dx=5mm, dy=5mm, dz=5mm
Reference Value = 36.72 V/m; Power Drift = 0.04 dB
Peak SAR (extrapolated) = 16.4 W/kg
SAR(1 g) = 6.7 W/kg; SAR(10 g) = 2.57 W/kg
Smallest distance from peaks to all points 3 dB below = 6.3 mm
Ratio of SAR at M2 to SAR at M1 = 43.9%
Maximum value of SAR (measured) = 9.62 W/kg

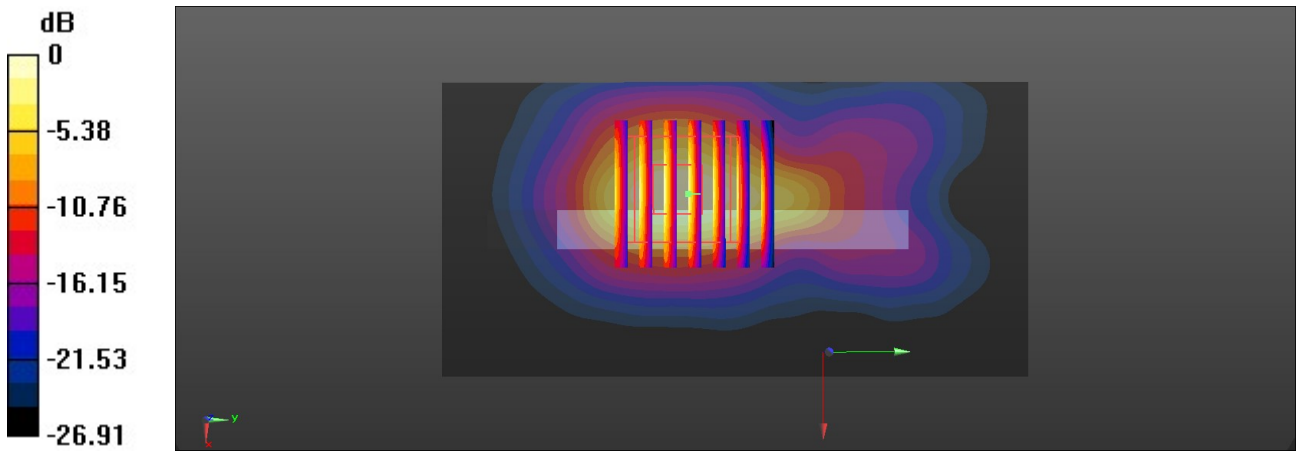

0 dB = 9.62 W/kg = 9.83 dBW/kg

Test Laboratory: Sporton International Inc. SAR/HAC Testing Lab Date: 2024/8/11

63_FR1 n7_40M_QPSK_108RB_54Offset_Bottom Side_0mm_Ch507000

Communication System: UID 0, 5G NR (0); Frequency: 2535 MHz;Duty Cycle: 1:1
Medium: HSL_2600 Medium parameters used: f = 2535 MHz; σ = 1.954 S/m; ε_r = 40.37; ρ = 1000 kg/m^3
Ambient Temperature：23.3 °C; Liquid Temperature：22.7 °C

DASY5 Configuration:
- Probe: EX3DV4 - SN3857; ConvF(7.36, 6.7, 7.41); Calibrated: 2024/1/22
- Sensor-Surface: 1.4mm (Mechanical Surface Detection)
- Electronics: DAE4 Sn1650; Calibrated: 2023/9/13
- Phantom: SAM Twin Phantom; Type: SAM Twin; Serial: TP-1754
- Measurement SW: DASY52, Version 52.10 (4); SEMCAD X Version 14.6.14 (7501)

Area Scan (41x81x1): Interpolated grid: dx=1.200 mm, dy=1.200 mm
Maximum value of SAR (interpolated) = 9.11 W/kg

Zoom Scan (7x7x7)/Cube 0: Measurement grid: dx=5mm, dy=5mm, dz=5mm
Reference Value = 32.17 V/m; Power Drift = 0.13 dB
Peak SAR (extrapolated) = 12.03 W/kg
SAR(1 g) = 4.81 W/kg; SAR(10 g) = 2.02 W/kg
Smallest distance from peaks to all points 3 dB below = 6.3 mm
Ratio of SAR at M2 to SAR at M1 = 46.6%
Maximum value of SAR (measured) = 8.23 W/kg

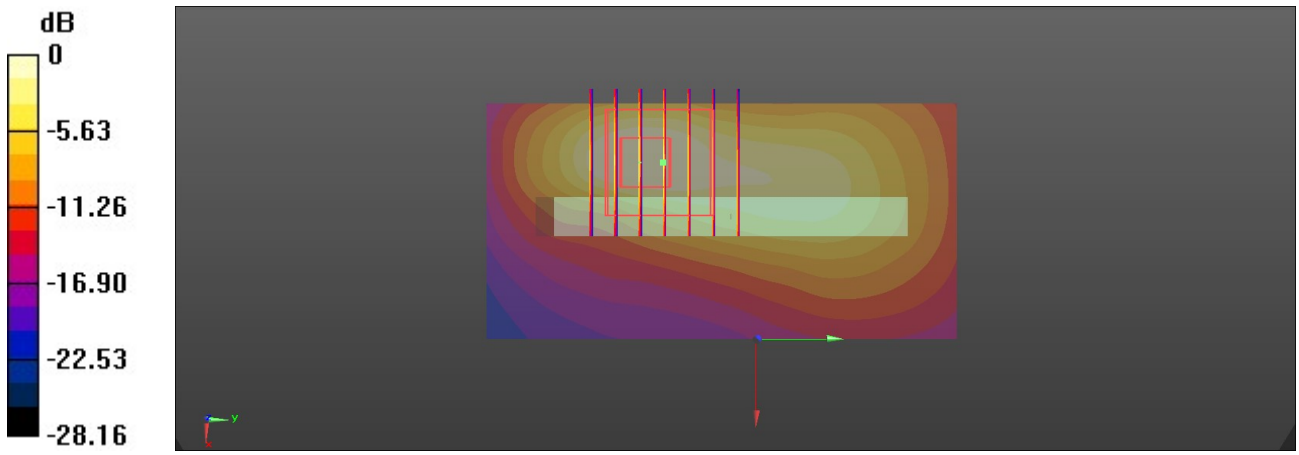

0 dB = 8.23 W/kg = 8.90 dBW/kg

Test Laboratory: Sporton International Inc. SAR/HAC Testing Lab Date: 2024/8/11

64_FR1 n41_100M_QPSK_1RB_1Offset_Bottom Side_0mm_Ch518598

Communication System: UID 0, 5G NR (0); Frequency: 2592.99 MHz;Duty Cycle: 1:1
Medium: HSL_2600 Medium parameters used: f = 2592.99 MHz; σ = 2.032 S/m; ε_r = 40.339; ρ = 1000 kg/m^3
Ambient Temperature：23.3 ℃; Liquid Temperature：22.7 ℃

DASY5 Configuration:
- Probe: EX3DV4 - SN3857; ConvF(7.36, 6.7, 7.41); Calibrated: 2024/1/22
- Sensor-Surface: 1.4mm (Mechanical Surface Detection)
- Electronics: DAE4 Sn1650; Calibrated: 2023/9/13
- Phantom: SAM Twin Phantom; Type: SAM Twin; Serial: TP-1754
- Measurement SW: DASY52, Version 52.10 (4); SEMCAD X Version 14.6.14 (7501)

Area Scan (41x81x1): Interpolated grid: dx=1.200 mm, dy=1.200 mm
Maximum value of SAR (interpolated) = 10.2 W/kg

Zoom Scan (7x7x7)/Cube 0: Measurement grid: dx=5mm, dy=5mm, dz=5mm
Reference Value = 51.73 V/m; Power Drift = 0.08 dB
Peak SAR (extrapolated) = 17.1 W/kg
SAR(1 g) = 6.59 W/kg; SAR(10 g) = 2.4 W/kg
Smallest distance from peaks to all points 3 dB below = 5.1 mm
Ratio of SAR at M2 to SAR at M1 = 42.3%
Maximum value of SAR (measured) = 10.1 W/kg

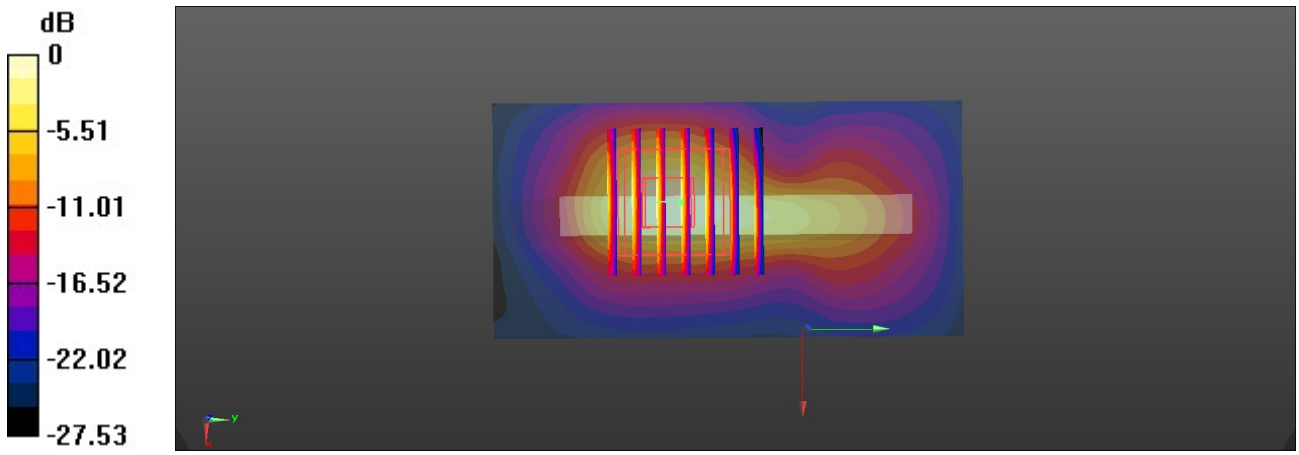

0 dB = 10.1 W/kg = 10.04 dBW/kg

Test Laboratory: Sporton International Inc. SAR/HAC Testing Lab Date: 2024/8/13

65_LTE Band 42_20M_QPSK_1RB_0Offset_Top Side_0mm_Ch42990

Communication System: UID 0, LTE-TDD (0); Frequency: 3540 MHz;Duty Cycle: 1:1.59
Medium: HSL_3500 Medium parameters used: f = 3540 MHz; σ = 2.843 S/m; ε_r = 38.674; ρ = 1000 kg/m^3
Ambient Temperature：23.3 ℃; Liquid Temperature：22.8 ℃

DASY5 Configuration:
- Probe: EX3DV4 - SN3857; ConvF(7.08, 6.34, 6.93); Calibrated: 2024/1/22
- Sensor-Surface: 1.4mm (Mechanical Surface Detection)
- Electronics: DAE4 Sn1650; Calibrated: 2023/9/13
- Phantom: SAM Twin Phantom; Type: SAM Twin; Serial: TP-1754
- Measurement SW: DASY52, Version 52.10 (4); SEMCAD X Version 14.6.14 (7501)

Area Scan (61x121x1): Interpolated grid: dx=1.000 mm, dy=1.000 mm
Maximum value of SAR (interpolated) = 13.4 W/kg

Zoom Scan (8x8x7)/Cube 0: Measurement grid: dx=4mm, dy=4mm, dz=1.4mm
Reference Value = 1.299 V/m; Power Drift = 0.02 dB
Peak SAR (extrapolated) = 22.5 W/kg
SAR(1 g) = 5.35 W/kg; SAR(10 g) = 1.51 W/kg
Smallest distance from peaks to all points 3 dB below = 4 mm
Ratio of SAR at M2 to SAR at M1 = 69.6%
Maximum value of SAR (measured) = 14.0 W/kg

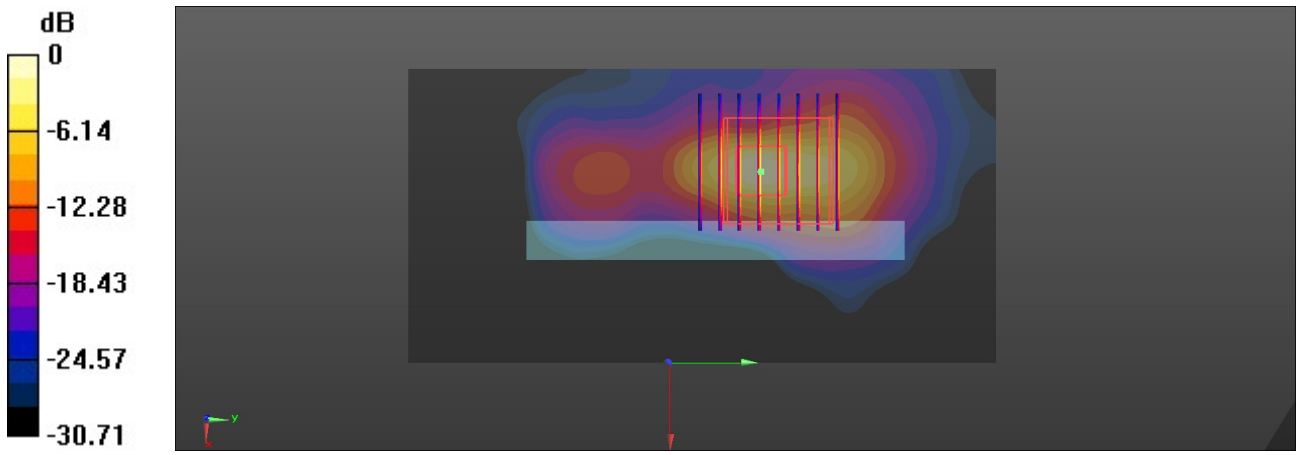

0 dB = 14.0 W/kg = 11.46 dBW/kg

Test Laboratory: Sporton International Inc. SAR/HAC Testing Lab Date: 2024/8/13

66_FR1 n77_100M_QPSK_1RB_1Offset_Right Side_0mm_Ch656000

Communication System: UID 0, 5G NR (0); Frequency: 3840 MHz;Duty Cycle: 1:1
Medium: HSL_3900 Medium parameters used: f = 3840 MHz; σ = 3.106 S/m; ε_r = 39.097; ρ = 1000 kg/m^3
Ambient Temperature：23.3 ℃; Liquid Temperature：22.8 ℃

DASY5 Configuration:
- Probe: EX3DV4 - SN3857; ConvF(7.38, 6.56, 7.19); Calibrated: 2024/1/22
- Sensor-Surface: 1.4mm (Mechanical Surface Detection)
- Electronics: DAE4 Sn1650; Calibrated: 2023/9/13
- Phantom: SAM Twin Phantom; Type: SAM Twin; Serial: TP-1754
- Measurement SW: DASY52, Version 52.10 (4); SEMCAD X Version 14.6.14 (7501)

Area Scan (51x191x1): Interpolated grid: dx=1.000 mm, dy=1.000 mm
Maximum value of SAR (interpolated) = 21.4 W/kg

Zoom Scan (9x9x7)/Cube 0: Measurement grid: dx=4mm, dy=4mm, dz=1.4mm
Reference Value = 11.57 V/m; Power Drift = -0.08 dB
Peak SAR (extrapolated) = 42.7 W/kg
SAR(1 g) = 8.49 W/kg; SAR(10 g) = 2.25 W/kg
Smallest distance from peaks to all points 3 dB below = 4 mm
Ratio of SAR at M2 to SAR at M1 = 62.5%
Maximum value of SAR (measured) = 24.2 W/kg

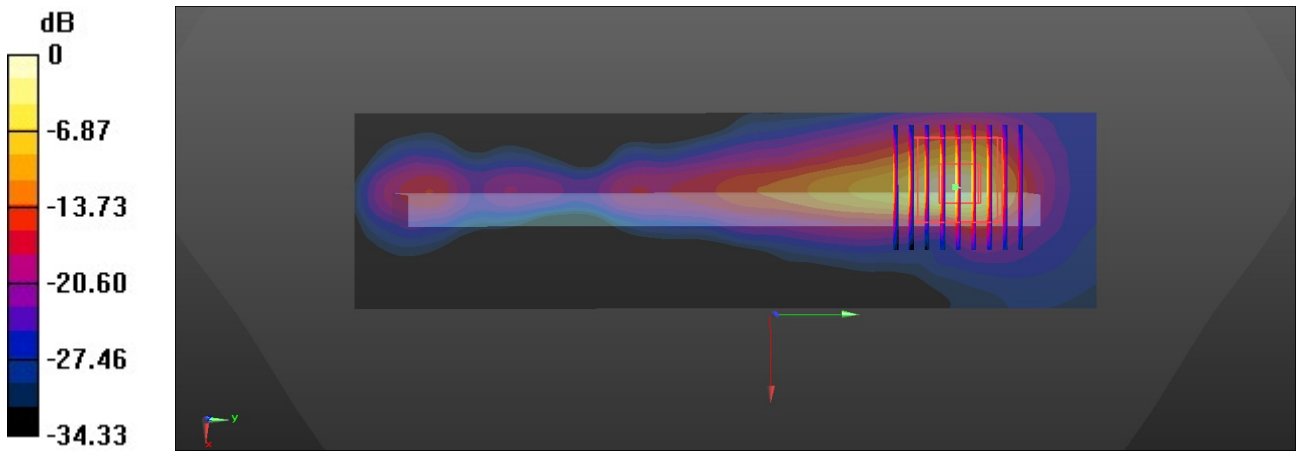

0 dB = 24.2 W/kg = 13.84 dBW/kg

Test Laboratory: Sporton International Inc. SAR/HAC Testing Lab Date: 2024/8/13

67_WLAN2.4GHz_802.11b 1Mbps_Right Side_0mm_Ch11

Communication System: UID 0, WLAN2.4GHz (0); Frequency: 2462 MHz;Duty Cycle: 1:1.147
Medium: HSL_2450 Medium parameters used: f = 2462 MHz; σ = 1.764 S/m; ε_r = 39.229; ρ = 1000 kg/m^3
Ambient Temperature：23.3 ℃; Liquid Temperature：22.8 ℃

DASY5 Configuration:
- Probe: EX3DV4 - SN3857; ConvF(7.44, 6.79, 7.48); Calibrated: 2024/1/22
- Sensor-Surface: 1.4mm (Mechanical Surface Detection)
- Electronics: DAE4 Sn1650; Calibrated: 2023/9/13
- Phantom: SAM Twin Phantom; Type: SAM Twin; Serial: TP-1754
- Measurement SW: DASY52, Version 52.10 (4); SEMCAD X Version 14.6.14 (7501)

Area Scan (51x171x1): Interpolated grid: dx=1.200 mm, dy=1.200 mm
Maximum value of SAR (interpolated) = 3.99 W/kg

Zoom Scan (7x7x7)/Cube 0: Measurement grid: dx=5mm, dy=5mm, dz=5mm
Reference Value = 14.34 V/m; Power Drift = 0.02 dB
Peak SAR (extrapolated) = 7.86 W/kg
SAR(1 g) = 2.93 W/kg; SAR(10 g) = 1.2 W/kg
Smallest distance from peaks to all points 3 dB below = 6 mm
Ratio of SAR at M2 to SAR at M1 = 42.4%
Maximum value of SAR (measured) = 4.25 W/kg

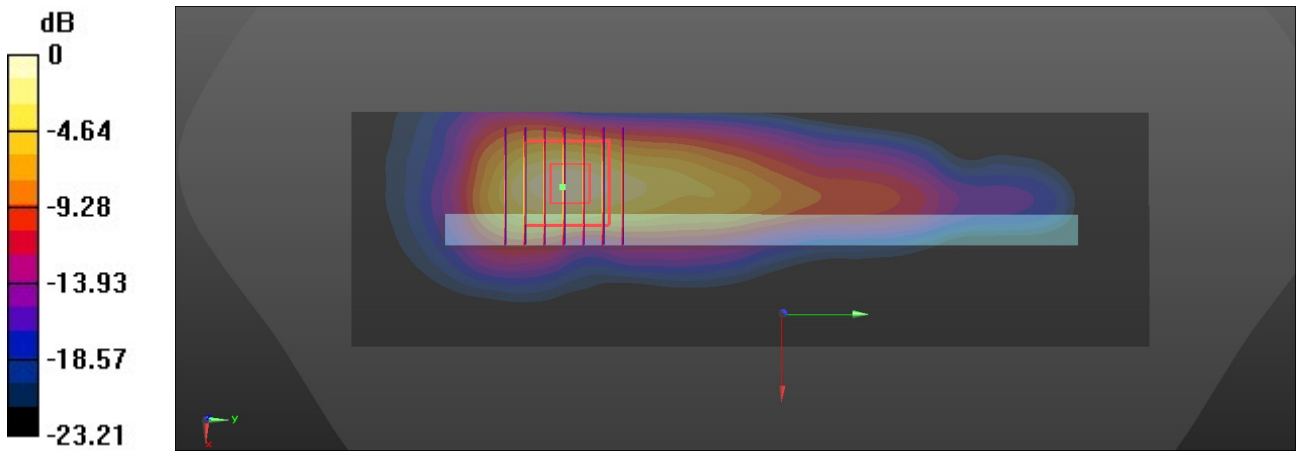

0 dB = 4.25 W/kg = 6.28 dBW/kg

Test Laboratory: Sporton International Inc. SAR/HAC Testing Lab Date: 2024/8/14

68_WLAN5GHz_802.11ax-HE40 MCS0_Top Side_0mm_Ch46

Communication System: UID 0, WLAN5GHz (0); Frequency: 5230 MHz;Duty Cycle: 1:1.168
Medium: HSL_5000 Medium parameters used: f = 5230 MHz; σ = 4.554 S/m; ε_r = 35.773; ρ = 1000 kg/m^3
Ambient Temperature：23.3 ℃; Liquid Temperature：22.8 ℃

DASY5 Configuration:
- Probe: EX3DV4 - SN3857; ConvF(5.34, 4.76, 5.24); Calibrated: 2024/1/22
- Sensor-Surface: 1.4mm (Mechanical Surface Detection)
- Electronics: DAE4 Sn1650; Calibrated: 2023/9/13
- Phantom: SAM Twin Phantom; Type: SAM Twin; Serial: TP-1754
- Measurement SW: DASY52, Version 52.10 (4); SEMCAD X Version 14.6.14 (7501)

Area Scan (61x111x1): Interpolated grid: dx=1.000 mm, dy=1.000 mm
Maximum value of SAR (interpolated) = 10.5 W/kg

Zoom Scan (9x9x7)/Cube 0: Measurement grid: dx=4mm, dy=4mm, dz=1.4mm
Reference Value = 18.29 V/m; Power Drift = 0.02 dB
Peak SAR (extrapolated) = 23.9 W/kg
SAR(1 g) = 3.17 W/kg; SAR(10 g) = 0.731 W/kg
Smallest distance from peaks to all points 3 dB below = 4.3 mm
Ratio of SAR at M2 to SAR at M1 = 55.2%
Maximum value of SAR (measured) = 11.1 W/kg

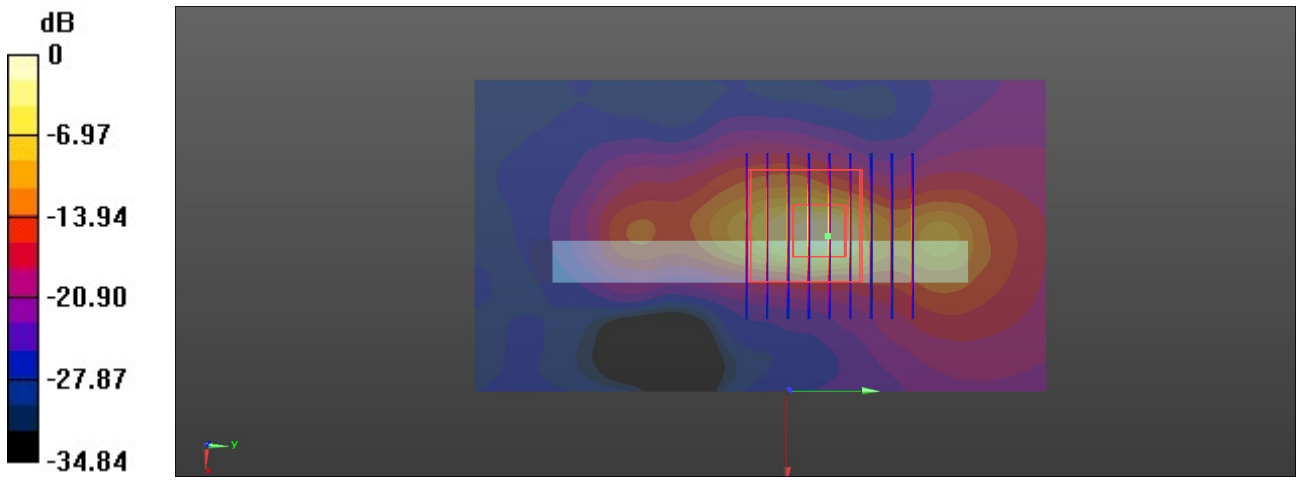

0 dB = 11.1 W/kg = 10.45 dBW/kg

Test Laboratory: Sporton International Inc. SAR/HAC Testing Lab Date: 2024/8/14

69_WLAN5GHz_802.11a 6Mbps_Top Side_0mm_Ch64

Communication System: UID 0, WLAN5GHz (0); Frequency: 5320 MHz;Duty Cycle: 1:1.158
Medium: HSL_5000 Medium parameters used: f = 5320 MHz; σ = 4.654 S/m; ε_r = 35.607; ρ = 1000 kg/m^3
Ambient Temperature：23.3 ℃; Liquid Temperature：22.8 ℃

DASY5 Configuration:
- Probe: EX3DV4 - SN3857; ConvF(5.34, 4.76, 5.24); Calibrated: 2024/1/22
- Sensor-Surface: 1.4mm (Mechanical Surface Detection)
- Electronics: DAE4 Sn1650; Calibrated: 2023/9/13
- Phantom: SAM Twin Phantom; Type: SAM Twin; Serial: TP-1754
- Measurement SW: DASY52, Version 52.10 (4); SEMCAD X Version 14.6.14 (7501)

Area Scan (61x111x1): Interpolated grid: dx=1.000 mm, dy=1.000 mm
Maximum value of SAR (interpolated) = 6.27 W/kg

Zoom Scan (8x8x7)/Cube 0: Measurement grid: dx=4mm, dy=4mm, dz=1.4mm
Reference Value = 4.896 V/m; Power Drift = 0.09 dB
Peak SAR (extrapolated) = 25.2 W/kg
SAR(1 g) = 3.46 W/kg; SAR(10 g) = 0.704 W/kg
Smallest distance from peaks to all points 3 dB below = 4.2 mm
Ratio of SAR at M2 to SAR at M1 = 62.6%
Maximum value of SAR (measured) = 11.1 W/kg

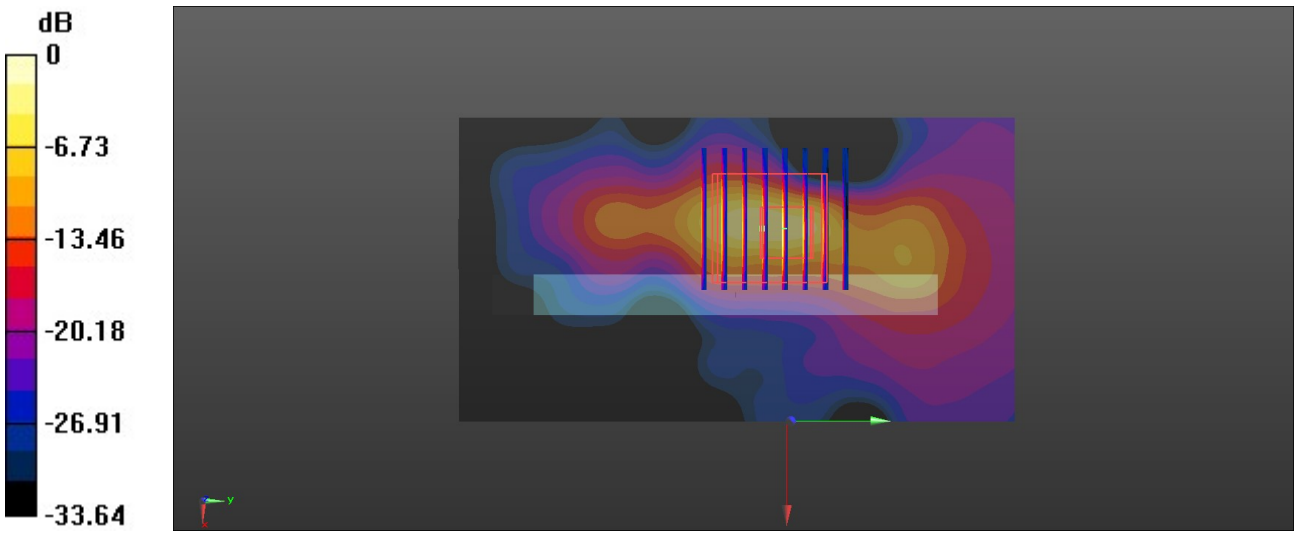

0 dB = 11.1 W/kg = 10.45 dBW/kg

Test Laboratory: Sporton International Inc. SAR/HAC Testing Lab Date: 2024/8/15

70_WLAN5GHz_802.11ax-HE80 MCS0_Top Side_0mm_Ch138

Communication System: UID 0, WLAN5GHz (0); Frequency: 5690 MHz;Duty Cycle: 1:1.171
Medium: HSL_5000 Medium parameters used: f = 5690 MHz; σ = 5.04 S/m; ε_r = 34.956; ρ = 1000 kg/m^3
Ambient Temperature：23.3 ℃; Liquid Temperature：22.8 ℃

DASY5 Configuration:
- Probe: EX3DV4 - SN3857; ConvF(4.9, 4.3, 4.75); Calibrated: 2024/1/22
- Sensor-Surface: 1.4mm (Mechanical Surface Detection)
- Electronics: DAE4 Sn1650; Calibrated: 2023/9/13
- Phantom: SAM Twin Phantom; Type: SAM Twin; Serial: TP-1754
- Measurement SW: DASY52, Version 52.10 (4); SEMCAD X Version 14.6.14 (7501)

Area Scan (61x111x1): Interpolated grid: dx=1.000 mm, dy=1.000 mm
Maximum value of SAR (interpolated) = 18.6 W/kg

Zoom Scan (9x9x7)/Cube 0: Measurement grid: dx=4mm, dy=4mm, dz=1.4mm
Reference Value = 8.771 V/m; Power Drift = 0.10 dB
Peak SAR (extrapolated) = 72.2 W/kg
SAR(1 g) = 8.28 W/kg; SAR(10 g) = 1.66 W/kg
Smallest distance from peaks to all points 3 dB below = 4.6 mm
Ratio of SAR at M2 to SAR at M1 = 63.7%
Maximum value of SAR (measured) = 27.0 W/kg

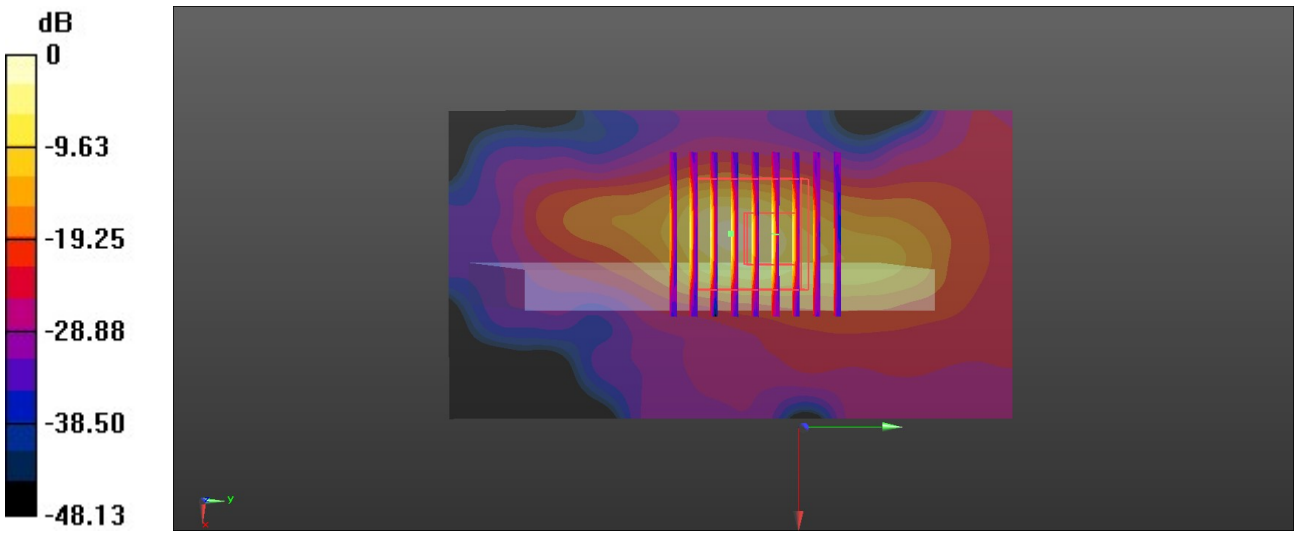

0 dB = 27.0 W/kg = 14.31 dBW/kg

Test Laboratory: Sporton International Inc. SAR/HAC Testing Lab Date: 2024/8/16

71_WLAN5GHz_802.11a 6Mbps_Top Side_0mm_Ch157

Communication System: UID 0, WLAN5GHz (0); Frequency: 5785 MHz;Duty Cycle: 1:1.158
Medium: HSL_5000 Medium parameters used: f = 5785 MHz; σ = 5.143 S/m; ε_r = 34.804; ρ = 1000 kg/m^3
Ambient Temperature：23.3 ℃; Liquid Temperature：22.8 ℃

DASY5 Configuration:
- Probe: EX3DV4 - SN3857; ConvF(5.19, 4.53, 5.01); Calibrated: 2024/1/22
- Sensor-Surface: 1.4mm (Mechanical Surface Detection)
- Electronics: DAE4 Sn1650; Calibrated: 2023/9/13
- Phantom: SAM Twin Phantom; Type: SAM Twin; Serial: TP-1754
- Measurement SW: DASY52, Version 52.10 (4); SEMCAD X Version 14.6.14 (7501)

Area Scan (61x111x1): Interpolated grid: dx=1.000 mm, dy=1.000 mm
Maximum value of SAR (interpolated) = 13.8 W/kg

Zoom Scan (9x10x7)/Cube 0: Measurement grid: dx=4mm, dy=4mm, dz=1.4mm
Reference Value = 6.626 V/m; Power Drift = 0.03 dB
Peak SAR (extrapolated) = 87.0 W/kg
SAR(1 g) = 9.52 W/kg; SAR(10 g) = 1.71 W/kg
Smallest distance from peaks to all points 3 dB below = 4.2 mm
Ratio of SAR at M2 to SAR at M1 = 54.6%
Maximum value of SAR (measured) = 31.7 W/kg

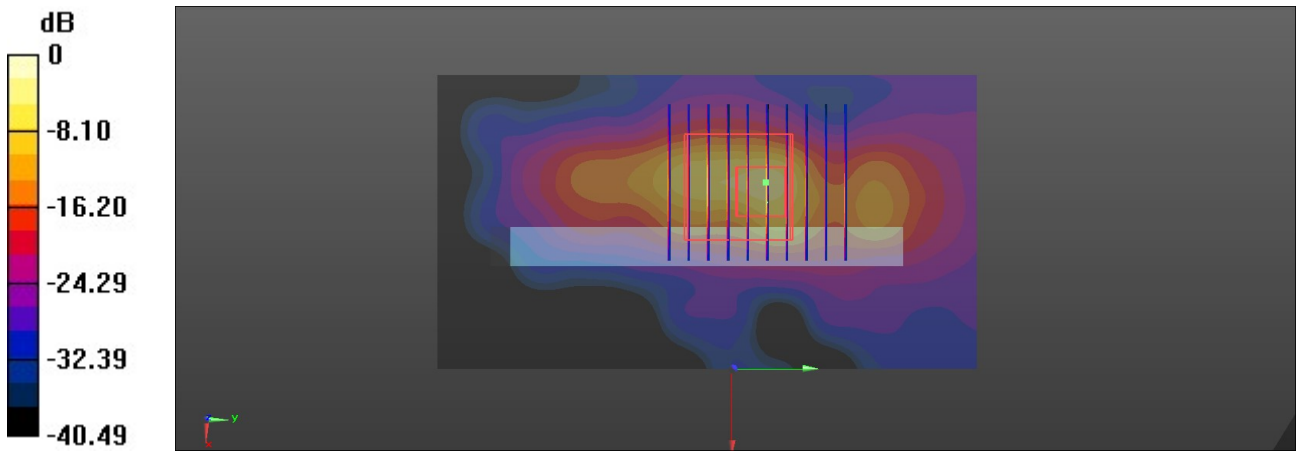

0 dB = 31.7 W/kg = 15.01 dBW/kg

Date: 2024-08-10

72_WLAN6GHz_802.11ax-HE160 MCS0_Top Side_0mm_Ch143

Communication System: IEEE 802.11ax (160MHz, MCS0, 90pc duty cycle)
Frequency: 6665.000MHz; Duty Cycle: 1:1.167
Medium: HSL Medium parameters used: f= 6665.000 MHz; σ= 6.37 S/m; ε_r = 34.3
Ambient Temperature: 23.4°C; Liquid Temperature: 22.8°C

DASY6 Configuration:
- Probe: EX3DV4 - SN7764; ConvF(5.5, 5.5, 5.5); Calibrated: 2023-10-05
- Sensor-Surface: 1.4 mm
- Electronics: DAE4 Sn1303; Calibrated: 2023-11-20
- Phantom: Twin-SAM V8.0 (30deg probe tilt); Serial: 2022; Section: Flat
- Measurement Software: 16.4.0.5005
- UID: WLAN, 10743-AAC

Area Scan (48.0 mm x 119.0 mm): Measurement Grid: 8.0 mm x 8.5 mm
SAR (1g) = 1.52 W/kg; SAR (10g) = 0.347 W/kg;
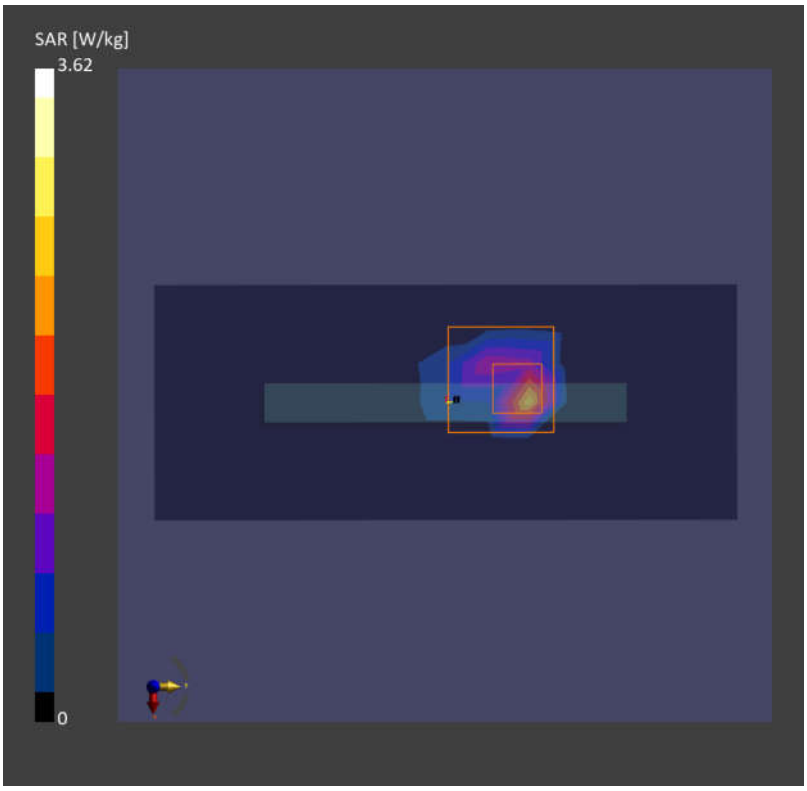
Zoom Scan (22.0 mm x 22.0 mm x 22.0 mm): Measurement Grid: 3.4 mm x 3.4 mm x 1.4 mm
Power Drift = 0.06 dB
SAR (1g) = 3.62 W/kg; SAR (10g) = 0.378 W/kg
Smallest distance from peaks to all points 3 dB below = 4.2 mm
Ratio of SAR at M2 to SAR at M1 = 61.5 %
psAPD (4.0cm2, sq) = 9.11 [W/m2]