Test Laboratory: Sporton International Inc. SAR/HAC Testing Lab Date: 2024/9/13

01_LTE Band 13_10M_QPSK_1RB_25Offset_Right Cheek_Ch23230

Communication System: UID 0, LTE (0); Frequency: 782 MHz;Duty Cycle: 1:1
Medium: HSL_750 Medium parameters used: f = 782 MHz; σ = 0.921 S/m; ε_r = 40.955; ρ = 1000 kg/m^3
Ambient Temperature：23.4 ℃; Liquid Temperature：22.4 ℃

DASY5 Configuration:
- Probe: EX3DV4 - SN7641; ConvF(10.48, 10.36, 10.24); Calibrated: 2024/6/3
- Sensor-Surface: 1.4mm (Mechanical Surface Detection)
- Electronics: DAE4 Sn715; Calibrated: 2024/1/25
- Phantom: Twin-SAM V8.0 (Right); Type: QD 000 P41 AA; Serial: 2033
- Measurement SW: DASY52, Version 52.10 (4); SEMCAD X Version 14.6.14 (7483)

Area Scan (71x91x1): Interpolated grid: dx=1.500 mm, dy=1.500 mm
Maximum value of SAR (interpolated) = 0.258 W/kg

Zoom Scan (5x5x7)/Cube 0: Measurement grid: dx=8mm, dy=8mm, dz=5mm
Reference Value = 3.683 V/m; Power Drift = -0.06 dB
Peak SAR (extrapolated) = 0.254 W/kg
SAR(1 g) = 0.216 W/kg; SAR(10 g) = 0.175 W/kg
Smallest distance from peaks to all points 3 dB below = 22 mm
Ratio of SAR at M2 to SAR at M1 = 86.4%
Maximum value of SAR (measured) = 0.242 W/kg



0 dB = 0.258 W/kg = -5.88 dBW/kg

Test Laboratory: Sporton International Inc. SAR/HAC Testing Lab Date: 2024/9/14

02_GSM850_GPRS 2 TX Slot_Right Cheek_Ch189

Communication System: UID 0, GPRS/EDGE10 (0); Frequency: 836.4 MHz;Duty Cycle: 1:4.15
Medium: HSL_835 Medium parameters used: f = 836.4 MHz; σ = 0.944 S/m; ε_r = 43.295; ρ = 1000 kg/m^3
Ambient Temperature：23.8 ℃; Liquid Temperature：22.3 ℃

DASY5 Configuration:
- Probe: EX3DV4 - SN7641; ConvF(10.19, 10.07, 9.95); Calibrated: 2024/6/3
- Sensor-Surface: 1.4mm (Mechanical Surface Detection)
- Electronics: DAE4 Sn715; Calibrated: 2024/1/25
- Phantom: Twin-SAM V8.0 (Right); Type: QD 000 P41 AA; Serial: 2033
- Measurement SW: DASY52, Version 52.10 (4); SEMCAD X Version 14.6.14 (7483)

Area Scan (71x121x1): Interpolated grid: dx=1.500 mm, dy=1.500 mm
Maximum value of SAR (interpolated) = 0.338 W/kg

Zoom Scan (6x5x7)/Cube 0: Measurement grid: dx=8mm, dy=8mm, dz=5mm
Reference Value = 3.365 V/m; Power Drift = -0.02 dB
Peak SAR (extrapolated) = 0.346 W/kg
SAR(1 g) = 0.285 W/kg; SAR(10 g) = 0.226 W/kg
Smallest distance from peaks to all points 3 dB below = 23 mm
Ratio of SAR at M2 to SAR at M1 = 81.6%
Maximum value of SAR (measured) = 0.328 W/kg



0 dB = 0.338 W/kg = -4.71 dBW/kg

Test Laboratory: Sporton International Inc. SAR/HAC Testing Lab Date: 2024/9/14

03_WCDMA V_RMC 12.2Kbps_Right Cheek_Ch4182

Communication System: UID 0, UMTS (0); Frequency: 836.4 MHz;Duty Cycle: 1:1
Medium: HSL_835 Medium parameters used: f = 836.4 MHz; σ = 0.944 S/m; ε_r = 43.295; ρ = 1000 kg/m^3
Ambient Temperature：23.8 ℃; Liquid Temperature：22.3 ℃

DASY5 Configuration:
- Probe: EX3DV4 - SN7641; ConvF(10.19, 10.07, 9.95); Calibrated: 2024/6/3
- Sensor-Surface: 1.4mm (Mechanical Surface Detection)
- Electronics: DAE4 Sn715; Calibrated: 2024/1/25
- Phantom: Twin-SAM V8.0 (Right); Type: QD 000 P41 AA; Serial: 2033
- Measurement SW: DASY52, Version 52.10 (4); SEMCAD X Version 14.6.14 (7483)

Area Scan (71x91x1): Interpolated grid: dx=1.500 mm, dy=1.500 mm
Maximum value of SAR (interpolated) = 0.423 W/kg

Zoom Scan (6x5x7)/Cube 0: Measurement grid: dx=8mm, dy=8mm, dz=5mm
Reference Value = 3.423 V/m; Power Drift = 0.03 dB
Peak SAR (extrapolated) = 0.442 W/kg
SAR(1 g) = 0.364 W/kg; SAR(10 g) = 0.289 W/kg
Smallest distance from peaks to all points 3 dB below = 22 mm
Ratio of SAR at M2 to SAR at M1 = 82.8%
Maximum value of SAR (measured) = 0.417 W/kg



0 dB = 0.423 W/kg = -3.74 dBW/kg

Test Laboratory: Sporton International Inc. SAR/HAC Testing Lab Date: 2024/9/14

04_LTE Band 26_15M_QPSK_1RB_37Offset_Right Cheek_Ch26865

Communication System: UID 0, LTE (0); Frequency: 831.5 MHz;Duty Cycle: 1:1
Medium: HSL_835 Medium parameters used: f = 831.5 MHz; σ = 0.942 S/m; ε_r = 43.31; ρ = 1000 kg/m^3
Ambient Temperature：23.8 ℃; Liquid Temperature：22.3 ℃

DASY5 Configuration:
- Probe: EX3DV4 - SN7641; ConvF(10.19, 10.07, 9.95); Calibrated: 2024/6/3
- Sensor-Surface: 1.4mm (Mechanical Surface Detection)
- Electronics: DAE4 Sn715; Calibrated: 2024/1/25
- Phantom: Twin-SAM V8.0 (Right); Type: QD 000 P41 AA; Serial: 2033
- Measurement SW: DASY52, Version 52.10 (4); SEMCAD X Version 14.6.14 (7483)

Area Scan (71x121x1): Interpolated grid: dx=1.500 mm, dy=1.500 mm
Maximum value of SAR (interpolated) = 0.787 W/kg

Zoom Scan (6x6x7)/Cube 0: Measurement grid: dx=8mm, dy=8mm, dz=5mm
Reference Value = 20.13 V/m; Power Drift = -0.02 dB
Peak SAR (extrapolated) = 1.02 W/kg
SAR(1 g) = 0.602 W/kg; SAR(10 g) = 0.399 W/kg
Smallest distance from peaks to all points 3 dB below = 10.3 mm
Ratio of SAR at M2 to SAR at M1 = 60%
Maximum value of SAR (measured) = 0.825 W/kg



0 dB = 0.787 W/kg = -1.04 dBW/kg

Test Laboratory: Sporton International Inc. SAR/HAC Testing Lab Date: 2024/9/17

05_WCDMA IV_RMC 12.2Kbps_Right Cheek_Ch1413

Communication System: UID 0, UMTS (0); Frequency: 1732.6 MHz;Duty Cycle: 1:1
Medium: HSL_1750 Medium parameters used: f = 1733 MHz; σ = 1.352 S/m; ε_r = 39.003; ρ = 1000 kg/m^3
Ambient Temperature：23.6 ℃; Liquid Temperature：22.6 ℃

DASY5 Configuration:
- Probe: EX3DV4 - SN7641; ConvF(8.74, 8.64, 8.54); Calibrated: 2024/6/3
- Sensor-Surface: 1.4mm (Mechanical Surface Detection)
- Electronics: DAE4 Sn715; Calibrated: 2024/1/25
- Phantom: Twin-SAM V8.0 (Right); Type: QD 000 P41 AA; Serial: 2033
- Measurement SW: DASY52, Version 52.10 (4); SEMCAD X Version 14.6.14 (7483)

Area Scan (71x91x1): Interpolated grid: dx=1.500 mm, dy=1.500 mm
Maximum value of SAR (interpolated) = 0.407 W/kg

Zoom Scan (5x5x7)/Cube 0: Measurement grid: dx=8mm, dy=8mm, dz=5mm
Reference Value = 3.018 V/m; Power Drift = 0.08 dB
Peak SAR (extrapolated) = 0.431 W/kg
SAR(1 g) = 0.315 W/kg; SAR(10 g) = 0.210 W/kg
Smallest distance from peaks to all points 3 dB below = 16.2 mm
Ratio of SAR at M2 to SAR at M1 = 74.6%
Maximum value of SAR (measured) = 0.398 W/kg



0 dB = 0.407 W/kg = -3.90 dBW/kg

Test Laboratory: Sporton International Inc. SAR/HAC Testing Lab Date: 2024/9/17

06_LTE Band 66_20M_QPSK_1RB_49Offset_Right Cheek_Ch132572

Communication System: UID 0, LTE (0); Frequency: 1770 MHz;Duty Cycle: 1:1
Medium: HSL_1750 Medium parameters used: f = 1770 MHz; σ = 1.376 S/m; ε_r = 38.923; ρ = 1000 kg/m^3
Ambient Temperature：23.6 ℃; Liquid Temperature：22.6 ℃

DASY5 Configuration:
- Probe: EX3DV4 - SN7641; ConvF(8.74, 8.64, 8.54); Calibrated: 2024/6/3
- Sensor-Surface: 1.4mm (Mechanical Surface Detection)
- Electronics: DAE4 Sn715; Calibrated: 2024/1/25
- Phantom: Twin-SAM V8.0 (Right); Type: QD 000 P41 AA; Serial: 2033
- Measurement SW: DASY52, Version 52.10 (4); SEMCAD X Version 14.6.14 (7483)

Area Scan (71x121x1): Interpolated grid: dx=1.500 mm, dy=1.500 mm
Maximum value of SAR (interpolated) = 0.993 W/kg

Zoom Scan (6x6x7)/Cube 0: Measurement grid: dx=8mm, dy=8mm, dz=5mm
Reference Value = 17.39 V/m; Power Drift = -0.03 dB
Peak SAR (extrapolated) = 1.09 W/kg
SAR(1 g) = 0.588 W/kg; SAR(10 g) = 0.325 W/kg
Smallest distance from peaks to all points 3 dB below = 10.4 mm
Ratio of SAR at M2 to SAR at M1 = 52.9%
Maximum value of SAR (measured) = 0.920 W/kg

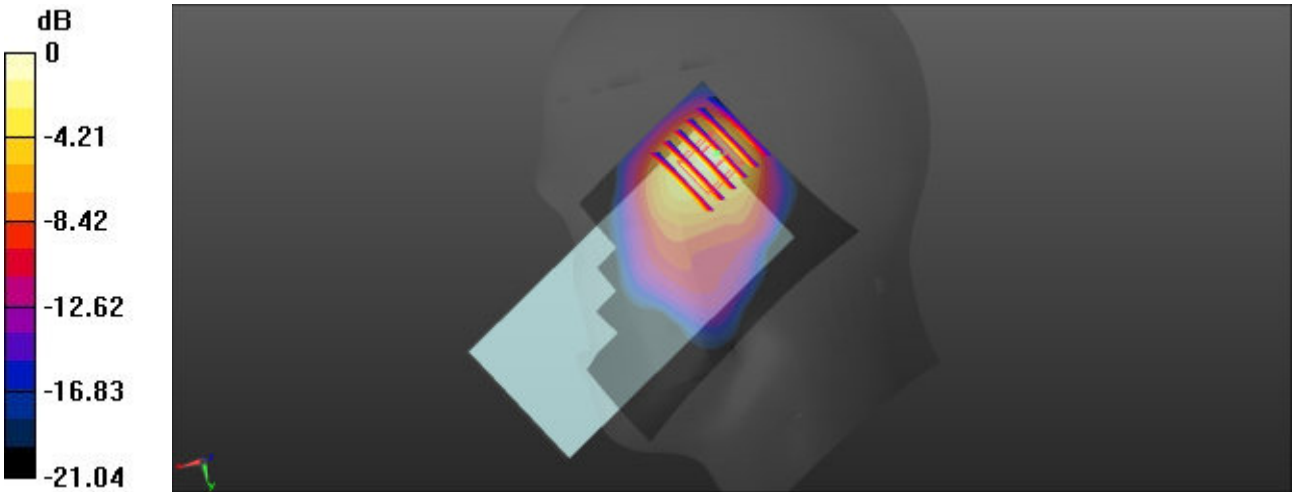

0 dB = 0.993 W/kg = -0.03 dBW/kg

Test Laboratory: Sporton International Inc. SAR/HAC Testing Lab Date: 2024/9/15

07_GSM1900_GPRS 2 TX Slot_Right Cheek_Ch661

Communication System: UID 0, GPRS/EDGE10 (0); Frequency: 1880 MHz;Duty Cycle: 1:4.15
Medium: HSL_1900 Medium parameters used: f = 1880 MHz; σ = 1.423 S/m; ε_r = 40.648; ρ = 1000 kg/m^3
Ambient Temperature：23.5 ℃; Liquid Temperature：22.5 ℃

DASY5 Configuration:
- Probe: EX3DV4 - SN7641; ConvF(8.33, 8.23, 8.13); Calibrated: 2024/6/3
- Sensor-Surface: 1.4mm (Mechanical Surface Detection)
- Electronics: DAE4 Sn715; Calibrated: 2024/1/25
- Phantom: Twin-SAM V8.0 (Right); Type: QD 000 P41 AA; Serial: 2033
- Measurement SW: DASY52, Version 52.10 (4); SEMCAD X Version 14.6.14 (7483)

Area Scan (71x121x1): Interpolated grid: dx=1.500 mm, dy=1.500 mm
Maximum value of SAR (interpolated) = 0.256 W/kg

Zoom Scan (5x5x7)/Cube 0: Measurement grid: dx=8mm, dy=8mm, dz=5mm
Reference Value = 3.453 V/m; Power Drift = 0.11 dB
Peak SAR (extrapolated) = 0.279 W/kg
SAR(1 g) = 0.197 W/kg; SAR(10 g) = 0.130 W/kg
Smallest distance from peaks to all points 3 dB below = 14.8 mm
Ratio of SAR at M2 to SAR at M1 = 74%
Maximum value of SAR (measured) = 0.247 W/kg



0 dB = 0.256 W/kg = -5.92 dBW/kg

Test Laboratory: Sporton International Inc. SAR/HAC Testing Lab Date: 2024/9/15

08_WCDMA II_RMC 12.2Kbps_Right Cheek_Ch9400

Communication System: UID 0, UMTS (0); Frequency: 1880 MHz;Duty Cycle: 1:1
Medium: HSL_1900 Medium parameters used: f = 1880 MHz; σ = 1.423 S/m; ε_r = 40.648; ρ = 1000 kg/m^3
Ambient Temperature：23.5 ℃; Liquid Temperature：22.5 ℃

DASY5 Configuration:
- Probe: EX3DV4 - SN7641; ConvF(8.33, 8.23, 8.13); Calibrated: 2024/6/3
- Sensor-Surface: 1.4mm (Mechanical Surface Detection)
- Electronics: DAE4 Sn715; Calibrated: 2024/1/25
- Phantom: Twin-SAM V8.0 (Right); Type: QD 000 P41 AA; Serial: 2033
- Measurement SW: DASY52, Version 52.10 (4); SEMCAD X Version 14.6.14 (7483)

Area Scan (71x91x1): Interpolated grid: dx=1.500 mm, dy=1.500 mm
Maximum value of SAR (interpolated) = 0.619 W/kg

Zoom Scan (6x6x7)/Cube 0: Measurement grid: dx=8mm, dy=8mm, dz=5mm
Reference Value = 4.348 V/m; Power Drift = 0.05 dB
Peak SAR (extrapolated) = 0.648 W/kg
SAR(1 g) = 0.470 W/kg; SAR(10 g) = 0.315 W/kg
Smallest distance from peaks to all points 3 dB below = 17.4 mm
Ratio of SAR at M2 to SAR at M1 = 73.2%
Maximum value of SAR (measured) = 0.591 W/kg



0 dB = 0.591 W/kg = -2.28 dBW/kg

Test Laboratory: Sporton International Inc. SAR/HAC Testing Lab Date: 2024/9/15

09_LTE Band 2_20M_QPSK_1RB_49Offset_Right Cheek_Ch19100

Communication System: UID 0, LTE (0); Frequency: 1900 MHz;Duty Cycle: 1:1
Medium: HSL_1900 Medium parameters used: f = 1900 MHz; σ = 1.433 S/m; ε_r = 40.643; ρ = 1000 kg/m^3
Ambient Temperature：23.5 ℃; Liquid Temperature：22.5 ℃

DASY5 Configuration:
- Probe: EX3DV4 - SN7641; ConvF(8.33, 8.23, 8.13); Calibrated: 2024/6/3
- Sensor-Surface: 1.4mm (Mechanical Surface Detection)
- Electronics: DAE4 Sn715; Calibrated: 2024/1/25
- Phantom: Twin-SAM V8.0 (Right); Type: QD 000 P41 AA; Serial: 2033
- Measurement SW: DASY52, Version 52.10 (4); SEMCAD X Version 14.6.14 (7483)

Area Scan (71x91x1): Interpolated grid: dx=1.500 mm, dy=1.500 mm
Maximum value of SAR (interpolated) = 1.01 W/kg

Zoom Scan (5x5x7)/Cube 0: Measurement grid: dx=8mm, dy=8mm, dz=5mm
Reference Value = 19.04 V/m; Power Drift = -0.03 dB
Peak SAR (extrapolated) = 1.17 W/kg
SAR(1 g) = 0.610 W/kg; SAR(10 g) = 0.291 W/kg
Smallest distance from peaks to all points 3 dB below = 8.2 mm
Ratio of SAR at M2 to SAR at M1 = 52.3%
Maximum value of SAR (measured) = 1.01 W/kg



0 dB = 1.01 W/kg = 0.04 dBW/kg

Test Laboratory: Sporton International Inc. SAR/HAC Testing Lab Date: 2024/9/16

10_LTE Band 7_20M_QPSK_1RB_49Offset_Right Cheek_Ch21100

Communication System: UID 0, LTE (0); Frequency: 2535 MHz;Duty Cycle: 1:1
Medium: HSL_2600 Medium parameters used: f = 2535 MHz; σ = 1.881 S/m; ε_r = 37.453; ρ = 1000 kg/m^3
Ambient Temperature：23.6 ℃; Liquid Temperature：22.7 ℃

DASY5 Configuration:
- Probe: EX3DV4 - SN7641; ConvF(7.7, 7.61, 7.52); Calibrated: 2024/6/3
- Sensor-Surface: 1.4mm (Mechanical Surface Detection)
- Electronics: DAE4 Sn715; Calibrated: 2024/1/25
- Phantom: Twin-SAM V8.0 (Right); Type: QD 000 P41 AA; Serial: 2033
- Measurement SW: DASY52, Version 52.10 (4); SEMCAD X Version 14.6.14 (7483)

Area Scan (91x101x1): Interpolated grid: dx=1.200 mm, dy=1.200 mm
Maximum value of SAR (interpolated) = 1.18 W/kg

Zoom Scan (7x8x7)/Cube 0: Measurement grid: dx=5mm, dy=5mm, dz=5mm
Reference Value = 6.598 V/m; Power Drift = 0.05 dB
Peak SAR (extrapolated) = 1.35 W/kg
SAR(1 g) = 0.583 W/kg; SAR(10 g) = 0.340 W/kg
Smallest distance from peaks to all points 3 dB below = 10.8 mm
Ratio of SAR at M2 to SAR at M1 = 51.2%
Maximum value of SAR (measured) = 1.07 W/kg

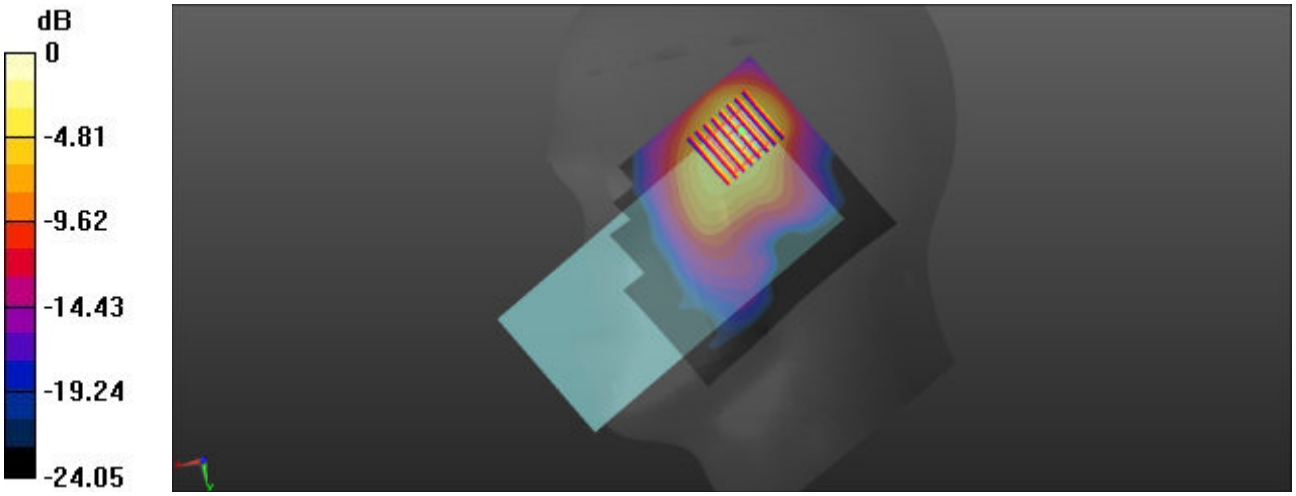

0 dB = 1.18 W/kg = 0.72 dBW/kg

Test Laboratory: Sporton International Inc. SAR/HAC Testing Lab Date: 2024/9/16

11_LTE Band 38_20M_QPSK_1RB_49Offset_Right Cheek_Ch38000

Communication System: UID 0, LTE (0); Frequency: 2595 MHz;Duty Cycle: 1:1.59
Medium: HSL_2600 Medium parameters used: f = 2595 MHz; σ = 1.907 S/m; ε_r = 37.405; ρ = 1000 kg/m^3
Ambient Temperature：23.6 ℃; Liquid Temperature：22.7 ℃

DASY5 Configuration:
- Probe: EX3DV4 - SN7641; ConvF(7.7, 7.61, 7.52); Calibrated: 2024/6/3
- Sensor-Surface: 1.4mm (Mechanical Surface Detection)
- Electronics: DAE4 Sn715; Calibrated: 2024/1/25
- Phantom: Twin-SAM V8.0 (Right); Type: QD 000 P41 AA; Serial: 2033
- Measurement SW: DASY52, Version 52.10 (4); SEMCAD X Version 14.6.14 (7483)

Area Scan (91x101x1): Interpolated grid: dx=1.200 mm, dy=1.200 mm
Maximum value of SAR (interpolated) = 1.13 W/kg

Zoom Scan (8x8x7)/Cube 0: Measurement grid: dx=5mm, dy=5mm, dz=5mm
Reference Value = 6.605 V/m; Power Drift = 0.13 dB
Peak SAR (extrapolated) = 1.26 W/kg
SAR(1 g) = 0.653 W/kg; SAR(10 g) = 0.343 W/kg
Smallest distance from peaks to all points 3 dB below = 12.3 mm
Ratio of SAR at M2 to SAR at M1 = 50.6%
Maximum value of SAR (measured) = 1.00 W/kg

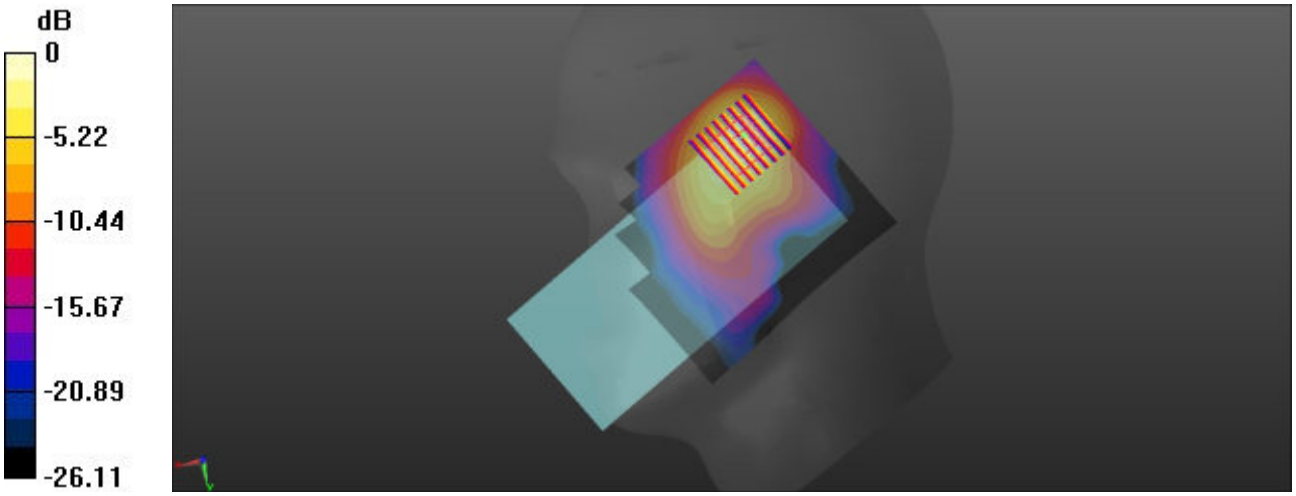

0 dB = 1.13 W/kg = 0.53 dBW/kg

Test Laboratory: Sporton International Inc. SAR/HAC Testing Lab Date: 2024/9/18

12_Bluetooth_DH5 1Mbps_Left Cheek_Ch78

Communication System: UID 0, Bluetooth (0); Frequency: 2480 MHz;Duty Cycle: 1:1.301
Medium: HSL_2450 Medium parameters used: f = 2480 MHz; σ = 1.835 S/m; ε_r = 38.555; ρ = 1000 kg/m^3
Ambient Temperature：23.5 ℃; Liquid Temperature：22.6 ℃

DASY5 Configuration:
- Probe: EX3DV4 - SN7641; ConvF(7.81, 7.71, 7.62); Calibrated: 2024/6/3
- Sensor-Surface: 1.4mm (Mechanical Surface Detection)
- Electronics: DAE4 Sn715; Calibrated: 2024/1/25
- Phantom: Twin-SAM V8.0 (Right); Type: QD 000 P41 AA; Serial: 2033
- Measurement SW: DASY52, Version 52.10 (4); SEMCAD X Version 14.6.14 (7483)

Area Scan (91x101x1): Interpolated grid: dx=1.200 mm, dy=1.200 mm
Maximum value of SAR (interpolated) = 0.161 W/kg

Zoom Scan (7x7x7)/Cube 0: Measurement grid: dx=5mm, dy=5mm, dz=5mm
Reference Value = 3.242 V/m; Power Drift = -0.05 dB
Peak SAR (extrapolated) = 0.165 W/kg
SAR(1 g) = 0.085 W/kg; SAR(10 g) = 0.041 W/kg
Smallest distance from peaks to all points 3 dB below = 9 mm
Ratio of SAR at M2 to SAR at M1 = 50.1%
Maximum value of SAR (measured) = 0.134 W/kg

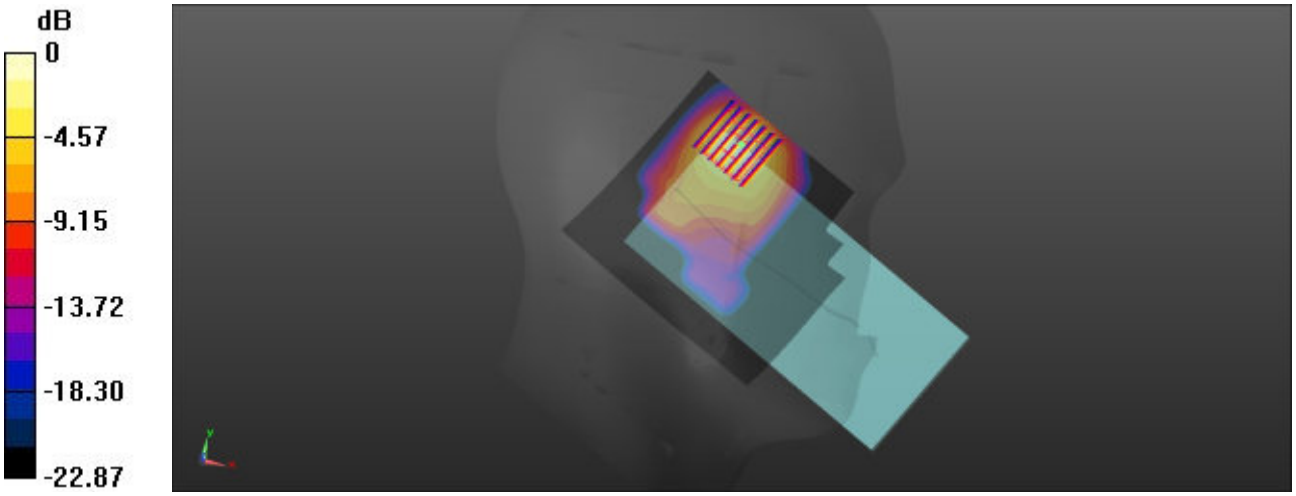

0 dB = 0.129 W/kg = -8.89 dBW/kg

Test Laboratory: Sporton International Inc. SAR/HAC Testing Lab Date: 2024/9/18

13_WLAN2.4GHz_802.11b 1Mbps_Left Cheek_Ch6

Communication System: UID 0, WIFI (0); Frequency: 2437 MHz;Duty Cycle: 1:1
Medium: HSL_2450 Medium parameters used: f = 2437 MHz; σ = 1.805 S/m; ε_r = 38.627; ρ = 1000 kg/m^3
Ambient Temperature：23.5 ℃; Liquid Temperature：22.6 ℃

DASY5 Configuration:
- Probe: EX3DV4 - SN7641; ConvF(7.81, 7.71, 7.62); Calibrated: 2024/6/3
- Sensor-Surface: 1.4mm (Mechanical Surface Detection)
- Electronics: DAE4 Sn715; Calibrated: 2024/1/25
- Phantom: Twin-SAM V8.0 (Right); Type: QD 000 P41 AA; Serial: 2033
- Measurement SW: DASY52, Version 52.10 (4); SEMCAD X Version 14.6.14 (7483)

Area Scan (91x101x1): Interpolated grid: dx=1.200 mm, dy=1.200 mm
Maximum value of SAR (interpolated) = 1.43 W/kg

Zoom Scan (7x7x7)/Cube 0: Measurement grid: dx=5mm, dy=5mm, dz=5mm
Reference Value = 10.83 V/m; Power Drift = -0.11 dB
Peak SAR (extrapolated) = 1.54 W/kg
SAR(1 g) = 0.827 W/kg; SAR(10 g) = 0.406 W/kg
Smallest distance from peaks to all points 3 dB below = 10 mm
Ratio of SAR at M2 to SAR at M1 = 53.7%
Maximum value of SAR (measured) = 1.29 W/kg

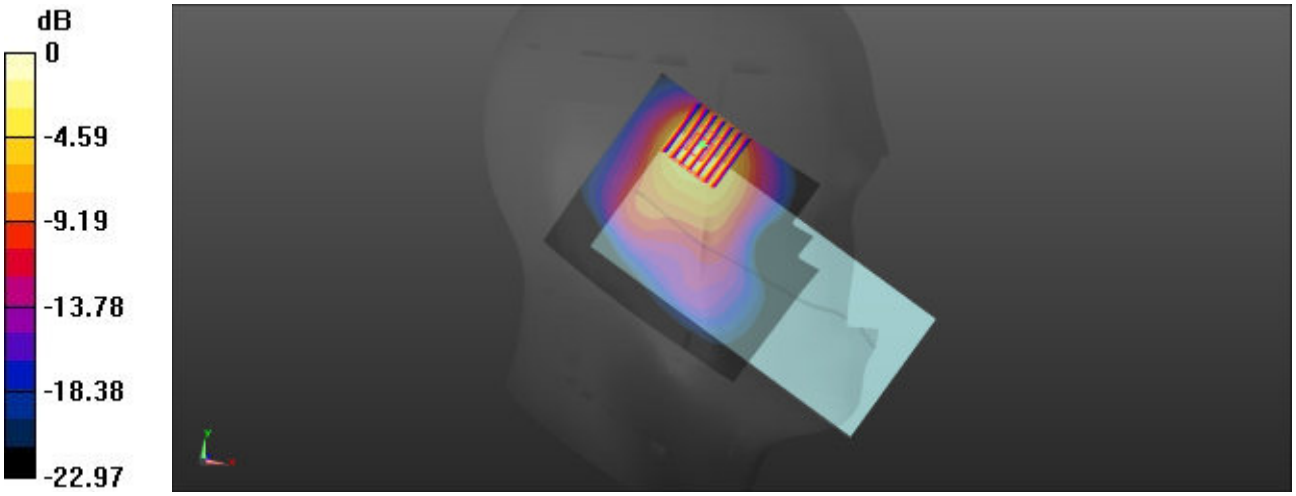

0 dB = 1.43 W/kg = 1.55 dBW/kg

Test Laboratory: Sporton International Inc. SAR/HAC Testing Lab Date: 2024/9/17

14_WLAN5GHz_802.11n-HT40 MCS0_Left Cheek_Ch54

Communication System: UID 0, WIFI (0); Frequency: 5270 MHz;Duty Cycle: 1:1
Medium: HSL_5250 Medium parameters used: f = 5270 MHz; σ = 4.547 S/m; ε_r = 34.702; ρ = 1000 kg/m^3
Ambient Temperature：23.7 ℃; Liquid Temperature：22.5 ℃

DASY5 Configuration:
- Probe: EX3DV4 - SN7641; ConvF(6.15, 6.08, 6.01); Calibrated: 2024/6/3
- Sensor-Surface: 1.4mm (Mechanical Surface Detection)
- Electronics: DAE4 Sn715; Calibrated: 2024/1/25
- Phantom: Twin-SAM V8.0 (Right); Type: QD 000 P41 AA; Serial: 2033
- Measurement SW: DASY52, Version 52.10 (4); SEMCAD X Version 14.6.14 (7483)

Area Scan (111x121x1): Interpolated grid: dx=1.000 mm, dy=1.000 mm
Maximum value of SAR (interpolated) = 1.81 W/kg

Zoom Scan (8x8x7)/Cube 0: Measurement grid: dx=4mm, dy=4mm, dz=1.4mm
Reference Value = 4.125 V/m; Power Drift = -0.04 dB
Peak SAR (extrapolated) = 4.56 W/kg
SAR(1 g) = 0.839 W/kg; SAR(10 g) = 0.207 W/kg
Smallest distance from peaks to all points 3 dB below = 4.4 mm
Ratio of SAR at M2 to SAR at M1 = 59.1%
Maximum value of SAR (measured) = 2.43 W/kg

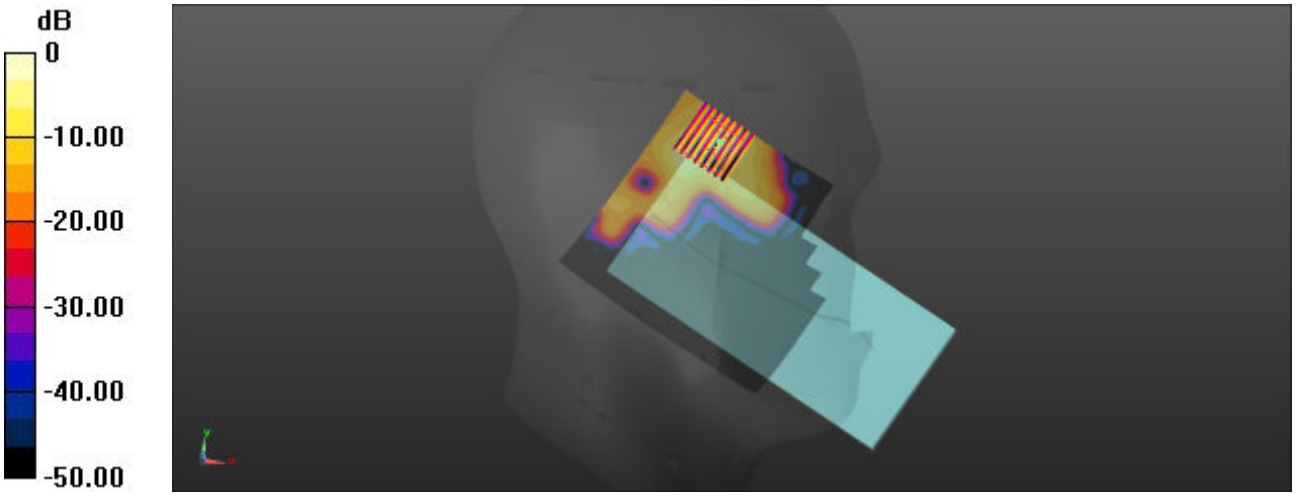

0 dB = 1.81 W/kg = 2.58 dBW/kg

Test Laboratory: Sporton International Inc. SAR/HAC Testing Lab Date: 2024/9/19

15_WLAN5GHz_802.11ac-VHT80 MCS0_Left Cheek_Ch122

Communication System: UID 0, WIFI (0); Frequency: 5610 MHz;Duty Cycle: 1:1
Medium: HSL_5600 Medium parameters used: f = 5610 MHz; σ = 4.8 S/m; ε_r = 34.346; ρ = 1000 kg/m^3
Ambient Temperature：23.7 ℃; Liquid Temperature：22.6 ℃

DASY5 Configuration:
- Probe: EX3DV4 - SN7641; ConvF(5.5, 5.44, 5.37); Calibrated: 2024/6/3
- Sensor-Surface: 1.4mm (Mechanical Surface Detection)
- Electronics: DAE4 Sn715; Calibrated: 2024/1/25
- Phantom: Twin-SAM V8.0 (Right); Type: QD 000 P41 AA; Serial: 2033
- Measurement SW: DASY52, Version 52.10 (4); SEMCAD X Version 14.6.14 (7483)

Area Scan (111x121x1): Interpolated grid: dx=1.000 mm, dy=1.000 mm
Maximum value of SAR (interpolated) = 1.82 W/kg

Zoom Scan (8x8x7)/Cube 0: Measurement grid: dx=4mm, dy=4mm, dz=1.4mm
Reference Value = 3.249 V/m; Power Drift = -0.08 dB
Peak SAR (extrapolated) = 4.51 W/kg
SAR(1 g) = 0.780 W/kg; SAR(10 g) = 0.201 W/kg
Smallest distance from peaks to all points 3 dB below = 4.7 mm
Ratio of SAR at M2 to SAR at M1 = 57%
Maximum value of SAR (measured) = 2.34 W/kg

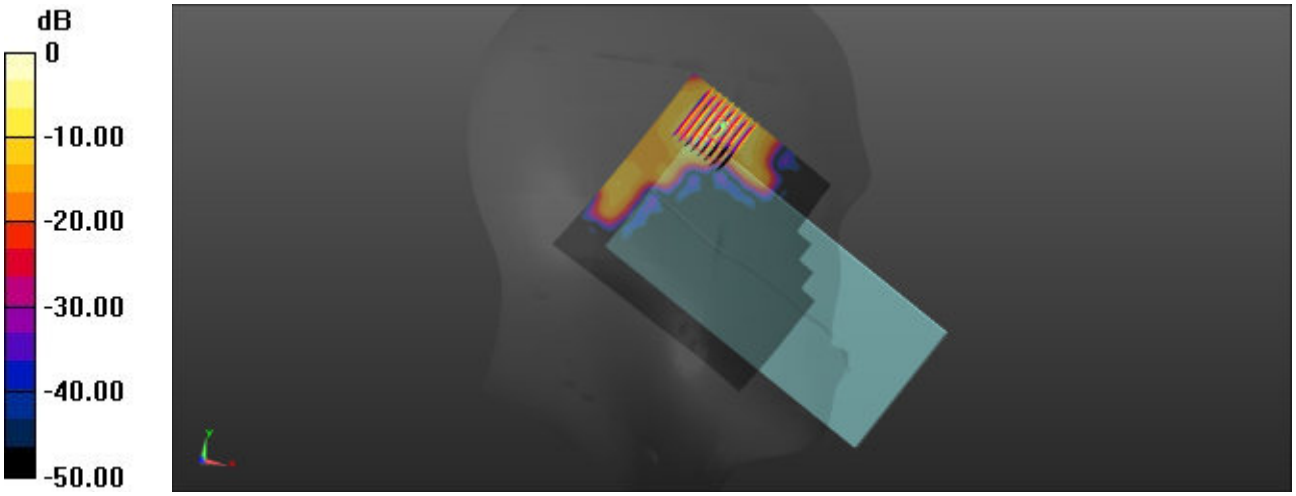

0 dB = 1.82 W/kg = 2.60 dBW/kg

Test Laboratory: Sporton International Inc. SAR/HAC Testing Lab Date: 2024/9/20

16_WLAN5GHz_802.11ac-VHT80 MCS0_Left Cheek_Ch155

Communication System: UID 0, WIFI (0); Frequency: 5775 MHz;Duty Cycle: 1:1
Medium: HSL_5750 Medium parameters used: f = 5775 MHz; σ = 5 S/m; ε_r = 34.057; ρ = 1000 kg/m^3
Ambient Temperature：23.3 ℃; Liquid Temperature：22.7 ℃

DASY5 Configuration:
- Probe: EX3DV4 - SN7641; ConvF(5.47, 5.41, 5.34); Calibrated: 2024/6/3
- Sensor-Surface: 1.4mm (Mechanical Surface Detection)
- Electronics: DAE4 Sn715; Calibrated: 2024/1/25
- Phantom: Twin-SAM V8.0 (Right); Type: QD 000 P41 AA; Serial: 2033
- Measurement SW: DASY52, Version 52.10 (4); SEMCAD X Version 14.6.14 (7483)

Area Scan (111x121x1): Interpolated grid: dx=1.000 mm, dy=1.000 mm
Maximum value of SAR (interpolated) = 1.92 W/kg

Zoom Scan (8x8x7)/Cube 0: Measurement grid: dx=4mm, dy=4mm, dz=1.4mm
Reference Value = 5.029 V/m; Power Drift = 0.11 dB
Peak SAR (extrapolated) = 5.48 W/kg
SAR(1 g) = 0.758 W/kg; SAR(10 g) = 0.189 W/kg
Smallest distance from peaks to all points 3 dB below = 5.2 mm
Ratio of SAR at M2 to SAR at M1 = 55%
Maximum value of SAR (measured) = 2.65 W/kg

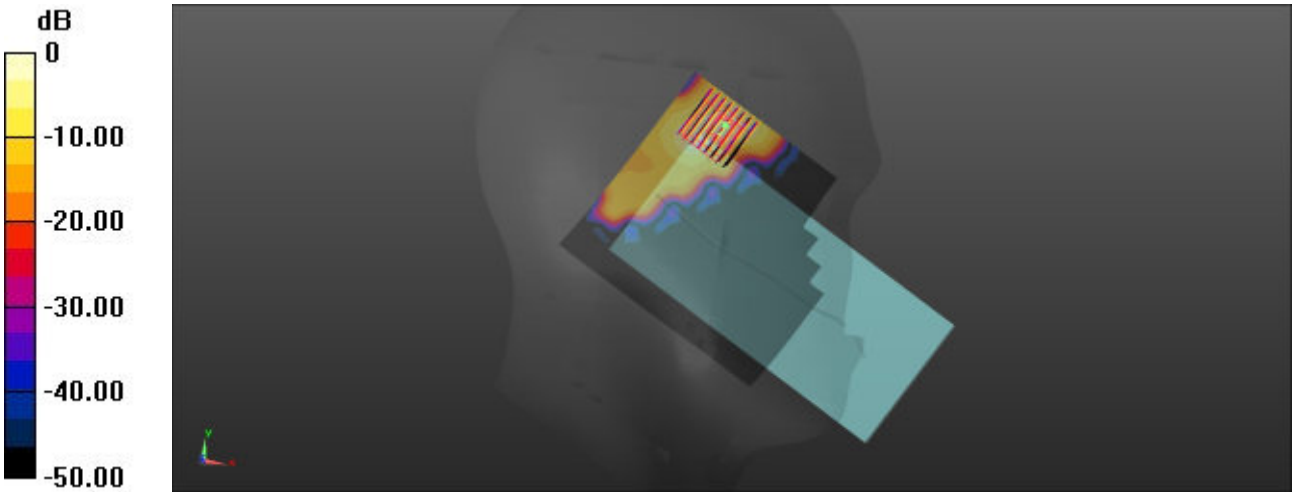

0 dB = 1.92 W/kg = 2.83 dBW/kg

Test Laboratory: Sporton International Inc. SAR/HAC Testing Lab Date: 2024/9/13

17_LTE Band 13_10M_QPSK_1RB_25Offset_Back_5mm_Ch23230

Communication System: UID 0, LTE (0); Frequency: 782 MHz;Duty Cycle: 1:1
Medium: HSL_750 Medium parameters used: f = 782 MHz; σ = 0.921 S/m; ε_r = 40.955; ρ = 1000 kg/m^3
Ambient Temperature：23.4 ℃; Liquid Temperature：22.4 ℃

DASY5 Configuration:
- Probe: EX3DV4 - SN7641; ConvF(10.48, 10.36, 10.24); Calibrated: 2024/6/3
- Sensor-Surface: 1.4mm (Mechanical Surface Detection)
- Electronics: DAE4 Sn715; Calibrated: 2024/1/25
- Phantom: Twin-SAM V8.0 (Right); Type: QD 000 P41 AA; Serial: 2033
- Measurement SW: DASY52, Version 52.10 (4); SEMCAD X Version 14.6.14 (7483)

Area Scan (71x131x1): Interpolated grid: dx=1.500 mm, dy=1.500 mm
Maximum value of SAR (interpolated) = 0.832 W/kg

Zoom Scan (5x5x7)/Cube 0: Measurement grid: dx=8mm, dy=8mm, dz=5mm
Reference Value = 15.39 V/m; Power Drift = -0.04 dB
Peak SAR (extrapolated) = 0.982 W/kg
SAR(1 g) = 0.519 W/kg; SAR(10 g) = 0.295 W/kg
Smallest distance from peaks to all points 3 dB below = 10.7 mm
Ratio of SAR at M2 to SAR at M1 = 52.3%
Maximum value of SAR (measured) = 0.812 W/kg

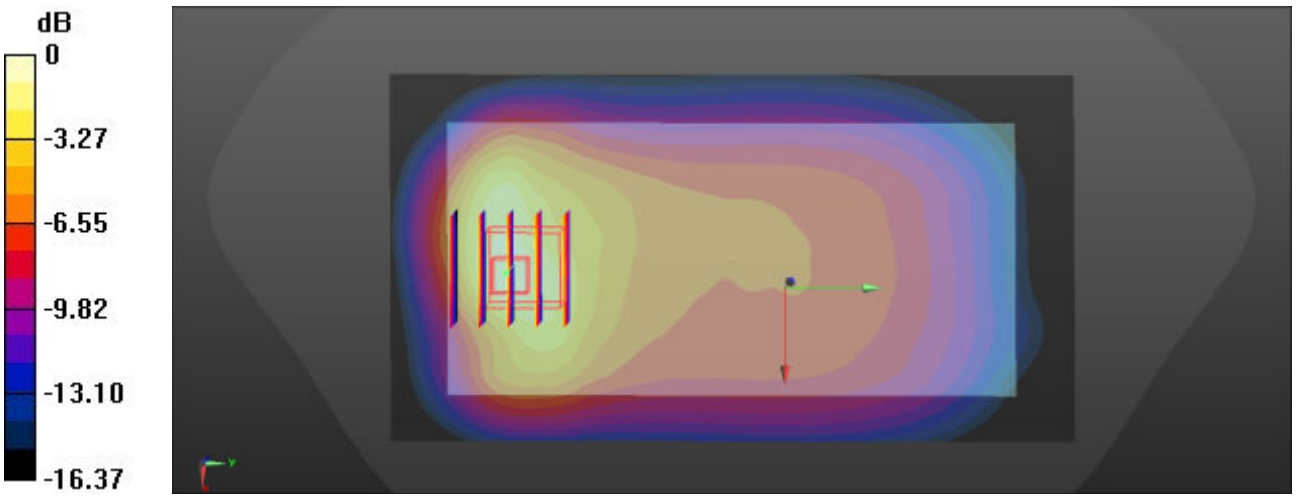

0 dB = 0.832 W/kg = -0.80 dBW/kg

Test Laboratory: Sporton International Inc. SAR/HAC Testing Lab Date: 2024/9/14

18_GSM850_GPRS 2 TX Slot_Back_5mm_Ch251

Communication System: UID 0, GPRS/EDGE10 (0); Frequency: 848.8 MHz;Duty Cycle: 1:4.15
Medium: HSL_835 Medium parameters used: f = 848.8 MHz; σ = 0.948 S/m; ε_r = 43.26; ρ = 1000 kg/m^3
Ambient Temperature：23.8 ℃; Liquid Temperature：22.3 ℃

DASY5 Configuration:
- Probe: EX3DV4 - SN7641; ConvF(10.19, 10.07, 9.95); Calibrated: 2024/6/3
- Sensor-Surface: 1.4mm (Mechanical Surface Detection)
- Electronics: DAE4 Sn715; Calibrated: 2024/1/25
- Phantom: Twin-SAM V8.0 (Right); Type: QD 000 P41 AA; Serial: 2033
- Measurement SW: DASY52, Version 52.10 (4); SEMCAD X Version 14.6.14 (7483)

Area Scan (71x131x1): Interpolated grid: dx=1.500 mm, dy=1.500 mm
Maximum value of SAR (interpolated) = 1.35 W/kg

Zoom Scan (5x5x7)/Cube 0: Measurement grid: dx=8mm, dy=8mm, dz=5mm
Reference Value = 19.69 V/m; Power Drift = -0.15 dB
Peak SAR (extrapolated) = 1.65 W/kg
SAR(1 g) = 0.934 W/kg; SAR(10 g) = 0.561 W/kg
Smallest distance from peaks to all points 3 dB below = 10.1 mm
Ratio of SAR at M2 to SAR at M1 = 51.2%
Maximum value of SAR (measured) = 1.32 W/kg

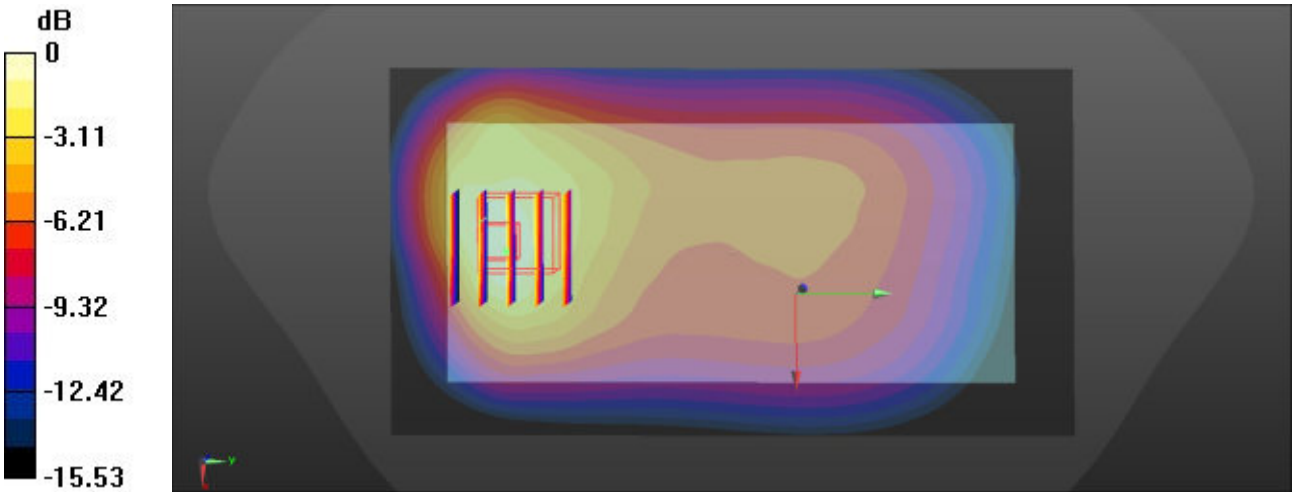

0 dB = 1.35 W/kg = 1.30 dBW/kg

Test Laboratory: Sporton International Inc. SAR/HAC Testing Lab Date: 2024/9/14

19_WCDMA V_RMC 12.2Kbps_Back_5mm_Ch4233

Communication System: UID 0, UMTS (0); Frequency: 846.6 MHz;Duty Cycle: 1:1
Medium: HSL_835 Medium parameters used: f = 846.6 MHz; σ = 0.948 S/m; ε_r = 43.265; ρ = 1000 kg/m^3
Ambient Temperature：23.8 ℃; Liquid Temperature：22.3 ℃

DASY5 Configuration:
- Probe: EX3DV4 - SN7641; ConvF(10.19, 10.07, 9.95); Calibrated: 2024/6/3
- Sensor-Surface: 1.4mm (Mechanical Surface Detection)
- Electronics: DAE4 Sn715; Calibrated: 2024/1/25
- Phantom: Twin-SAM V8.0 (Right); Type: QD 000 P41 AA; Serial: 2033
- Measurement SW: DASY52, Version 52.10 (4); SEMCAD X Version 14.6.14 (7483)

Area Scan (71x131x1): Interpolated grid: dx=1.500 mm, dy=1.500 mm
Maximum value of SAR (interpolated) = 1.44 W/kg

Zoom Scan (5x5x7)/Cube 0: Measurement grid: dx=8mm, dy=8mm, dz=5mm
Reference Value = 21.11 V/m; Power Drift = -0.06 dB
Peak SAR (extrapolated) = 1.85 W/kg
SAR(1 g) = 1.03 W/kg; SAR(10 g) = 0.618 W/kg
Smallest distance from peaks to all points 3 dB below = 10.1 mm
Ratio of SAR at M2 to SAR at M1 = 52.6%
Maximum value of SAR (measured) = 1.48 W/kg

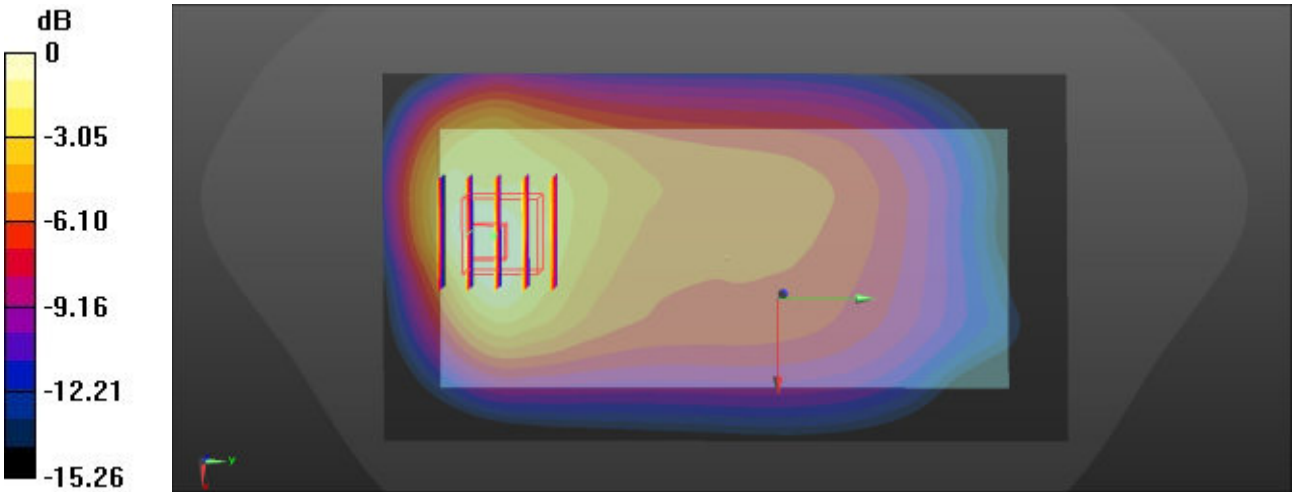

0 dB = 1.44 W/kg = 1.58 dBW/kg

Test Laboratory: Sporton International Inc. SAR/HAC Testing Lab Date: 2024/9/14

20_LTE Band 26_15M_QPSK_1RB_37Offset_Back_5mm_Ch26865

Communication System: UID 0, LTE (0); Frequency: 831.5 MHz;Duty Cycle: 1:1
Medium: HSL_835 Medium parameters used: f = 831.5 MHz; σ = 0.942 S/m; ε_r = 43.31; ρ = 1000 kg/m^3
Ambient Temperature：23.8 ℃; Liquid Temperature：22.3 ℃

DASY5 Configuration:
- Probe: EX3DV4 - SN7641; ConvF(10.19, 10.07, 9.95); Calibrated: 2024/6/3
- Sensor-Surface: 1.4mm (Mechanical Surface Detection)
- Electronics: DAE4 Sn715; Calibrated: 2024/1/25
- Phantom: Twin-SAM V8.0 (Right); Type: QD 000 P41 AA; Serial: 2033
- Measurement SW: DASY52, Version 52.10 (4); SEMCAD X Version 14.6.14 (7483)

Area Scan (71x131x1): Interpolated grid: dx=1.500 mm, dy=1.500 mm
Maximum value of SAR (interpolated) = 1.50 W/kg

Zoom Scan (5x6x7)/Cube 0: Measurement grid: dx=8mm, dy=8mm, dz=5mm
Reference Value = 21.76 V/m; Power Drift = -0.09 dB
Peak SAR (extrapolated) = 1.71 W/kg
SAR(1 g) = 1 W/kg; SAR(10 g) = 0.611 W/kg
Smallest distance from peaks to all points 3 dB below = 11.6 mm
Ratio of SAR at M2 to SAR at M1 = 57.5%
Maximum value of SAR (measured) = 1.43 W/kg

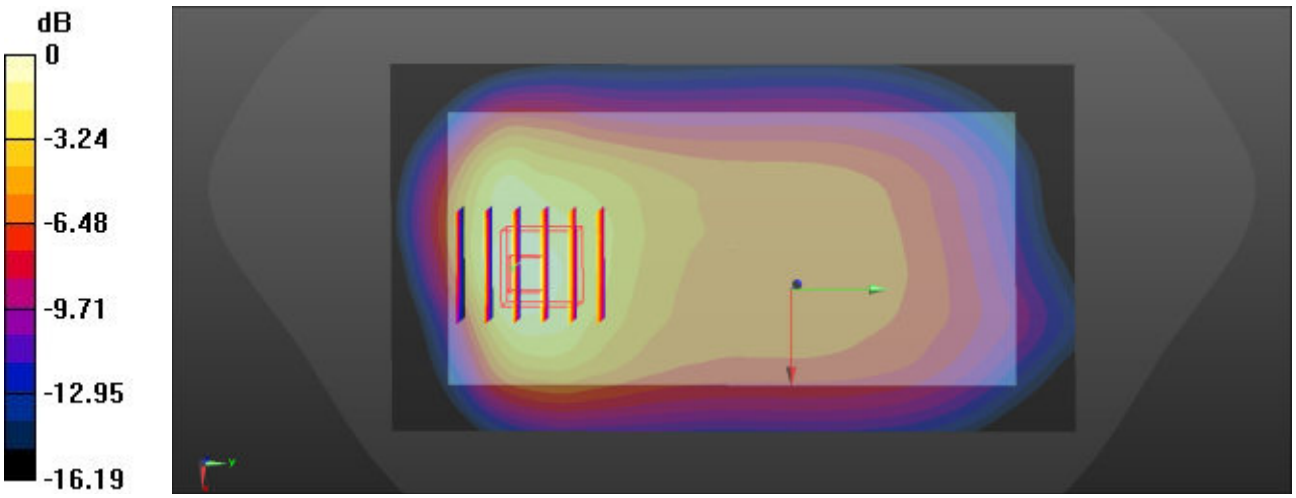

0 dB = 1.43 W/kg = 1.55 dBW/kg

Test Laboratory: Sporton International Inc. SAR/HAC Testing Lab Date: 2024/9/17

21_WCDMA IV_RMC 12.2Kbps_Bottom Side_5mm_Ch1312

Communication System: UID 0, UMTS (0); Frequency: 1712.4 MHz;Duty Cycle: 1:1
Medium: HSL_1750 Medium parameters used: f = 1712.4 MHz; σ = 1.339 S/m; ε_r = 39.038; ρ = 1000 kg/m^3
Ambient Temperature：23.6 ℃; Liquid Temperature：22.6 ℃

DASY5 Configuration:
- Probe: EX3DV4 - SN7641; ConvF(8.74, 8.64, 8.54); Calibrated: 2024/6/3
- Sensor-Surface: 1.4mm (Mechanical Surface Detection)
- Electronics: DAE4 Sn715; Calibrated: 2024/1/25
- Phantom: Twin-SAM V8.0 (Right); Type: QD 000 P41 AA; Serial: 2033
- Measurement SW: DASY52, Version 52.10 (4); SEMCAD X Version 14.6.14 (7483)

Area Scan (41x81x1): Interpolated grid: dx=1.500 mm, dy=1.500 mm
Maximum value of SAR (interpolated) = 1.59 W/kg

Zoom Scan (5x5x7)/Cube 0: Measurement grid: dx=8mm, dy=8mm, dz=5mm
Reference Value = 31.28 V/m; Power Drift = -0.06 dB
Peak SAR (extrapolated) = 2.01 W/kg
SAR(1 g) = 1.09 W/kg; SAR(10 g) = 0.527 W/kg
Smallest distance from peaks to all points 3 dB below = 8.4 mm
Ratio of SAR at M2 to SAR at M1 = 55.8%
Maximum value of SAR (measured) = 1.74 W/kg



0 dB = 1.59 W/kg = 2.01 dBW/kg

Test Laboratory: Sporton International Inc. SAR/HAC Testing Lab Date: 2024/9/17

22_LTE Band 66_20M_QPSK_1RB_49Offset_Bottom Side_5mm_Ch132072

Communication System: UID 0, LTE (0); Frequency: 1720 MHz;Duty Cycle: 1:1
Medium: HSL_1750 Medium parameters used: f = 1720 MHz; σ = 1.345 S/m; ε_r = 39.026; ρ = 1000 kg/m^3
Ambient Temperature：23.6 ℃; Liquid Temperature：22.6 ℃

DASY5 Configuration:
- Probe: EX3DV4 - SN7641; ConvF(8.74, 8.64, 8.54); Calibrated: 2024/6/3
- Sensor-Surface: 1.4mm (Mechanical Surface Detection)
- Electronics: DAE4 Sn715; Calibrated: 2024/1/25
- Phantom: Twin-SAM V8.0 (Right); Type: QD 000 P41 AA; Serial: 2033
- Measurement SW: DASY52, Version 52.10 (4); SEMCAD X Version 14.6.14 (7483)

Area Scan (41x81x1): Interpolated grid: dx=1.500 mm, dy=1.500 mm
Maximum value of SAR (interpolated) = 1.85 W/kg

Zoom Scan (5x5x7)/Cube 0: Measurement grid: dx=8mm, dy=8mm, dz=5mm
Reference Value = 36.50 V/m; Power Drift = -0.11 dB
Peak SAR (extrapolated) = 2.07 W/kg
SAR(1 g) = 1.13 W/kg; SAR(10 g) = 0.551 W/kg
Smallest distance from peaks to all points 3 dB below = 8.2 mm
Ratio of SAR at M2 to SAR at M1 = 55.9%
Maximum value of SAR (measured) = 1.81 W/kg

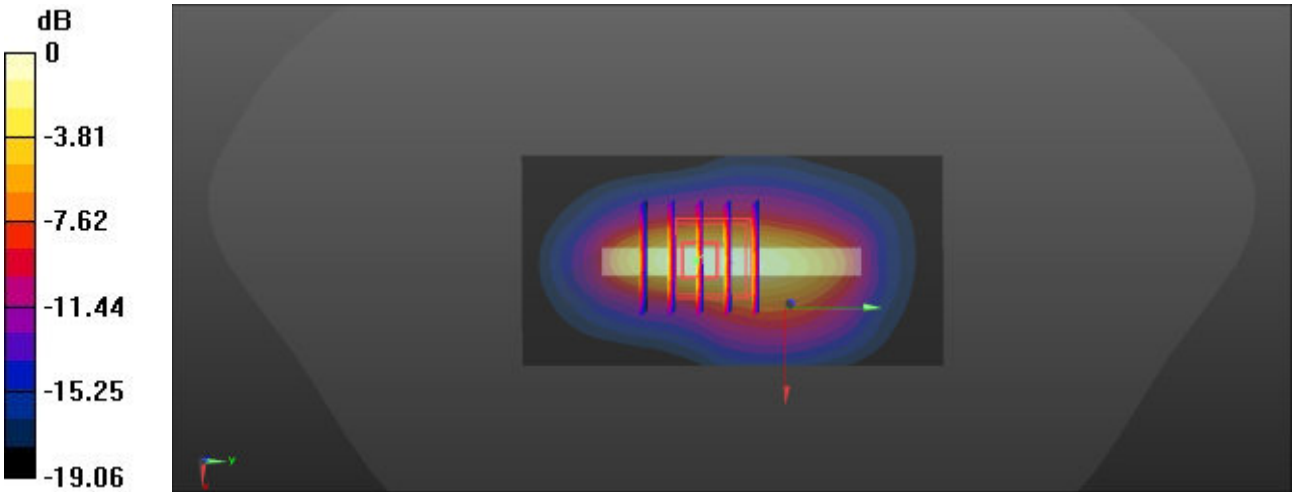

0 dB = 1.85 W/kg = 2.67 dBW/kg

Test Laboratory: Sporton International Inc. SAR/HAC Testing Lab Date: 2024/9/15

23_GSM1900_GPRS 2 TX Slot_Bottom Side_5mm_Ch661

Communication System: UID 0, GPRS/EDGE10 (0); Frequency: 1880 MHz;Duty Cycle: 1:4.15
Medium: HSL_1900 Medium parameters used: f = 1880 MHz; σ = 1.423 S/m; ε_r = 40.648; ρ = 1000 kg/m^3
Ambient Temperature：23.5 ℃; Liquid Temperature：22.5 ℃

DASY5 Configuration:
- Probe: EX3DV4 - SN7641; ConvF(8.33, 8.23, 8.13); Calibrated: 2024/6/3
- Sensor-Surface: 1.4mm (Mechanical Surface Detection)
- Electronics: DAE4 Sn715; Calibrated: 2024/1/25
- Phantom: Twin-SAM V8.0 (Right); Type: QD 000 P41 AA; Serial: 2033
- Measurement SW: DASY52, Version 52.10 (4); SEMCAD X Version 14.6.14 (7483)

Area Scan (41x81x1): Interpolated grid: dx=1.500 mm, dy=1.500 mm
Maximum value of SAR (interpolated) = 1.63 W/kg

Zoom Scan (5x6x7)/Cube 0: Measurement grid: dx=8mm, dy=8mm, dz=5mm
Reference Value = 34.45 V/m; Power Drift = 0.08 dB
Peak SAR (extrapolated) = 1.91 W/kg
SAR(1 g) = 1.03 W/kg; SAR(10 g) = 0.509 W/kg
Smallest distance from peaks to all points 3 dB below = 8.6 mm
Ratio of SAR at M2 to SAR at M1 = 55.7%
Maximum value of SAR (measured) = 1.64 W/kg

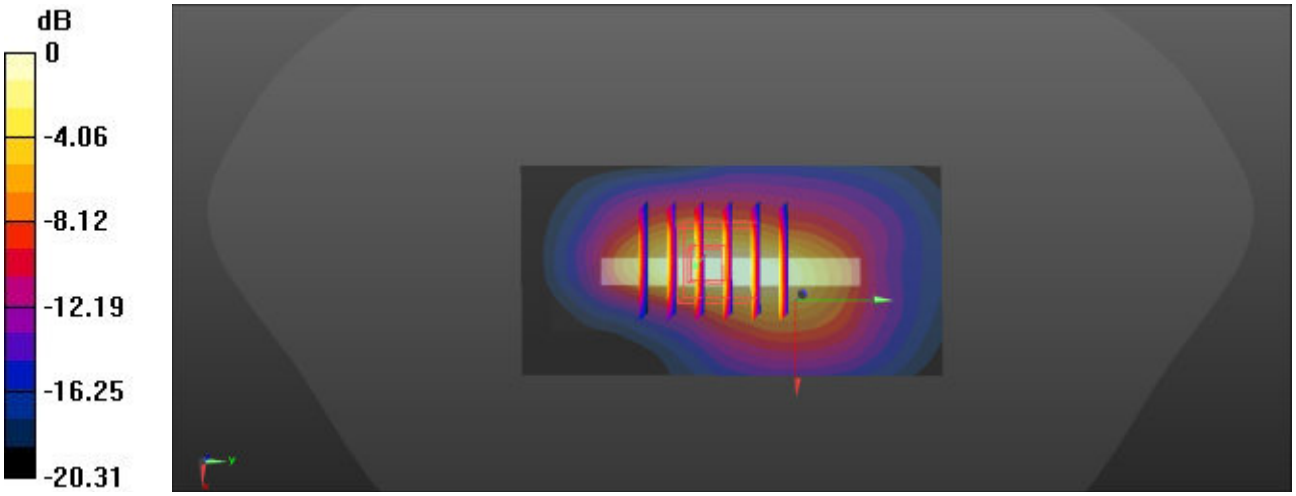

0 dB = 1.63 W/kg = 2.12 dBW/kg

Test Laboratory: Sporton International Inc. SAR/HAC Testing Lab Date: 2024/9/15

24_WCDMA II_RMC 12.2Kbps_Bottom Side_5mm_Ch9262

Communication System: UID 0, UMTS (0); Frequency: 1852.4 MHz;Duty Cycle: 1:1
Medium: HSL_1900 Medium parameters used: f = 1852.4 MHz; σ = 1.407 S/m; ε_r = 40.693; ρ = 1000 kg/m^3
Ambient Temperature：23.5 ℃; Liquid Temperature：22.5 ℃

DASY5 Configuration:
- Probe: EX3DV4 - SN7641; ConvF(8.33, 8.23, 8.13); Calibrated: 2024/6/3
- Sensor-Surface: 1.4mm (Mechanical Surface Detection)
- Electronics: DAE4 Sn715; Calibrated: 2024/1/25
- Phantom: Twin-SAM V8.0 (Right); Type: QD 000 P41 AA; Serial: 2033
- Measurement SW: DASY52, Version 52.10 (4); SEMCAD X Version 14.6.14 (7483)

Area Scan (41x81x1): Interpolated grid: dx=1.500 mm, dy=1.500 mm
Maximum value of SAR (interpolated) = 1.82 W/kg

Zoom Scan (5x5x7)/Cube 0: Measurement grid: dx=8mm, dy=8mm, dz=5mm
Reference Value = 35.93 V/m; Power Drift = -0.07 dB
Peak SAR (extrapolated) = 1.98 W/kg
SAR(1 g) = 1.08 W/kg; SAR(10 g) = 0.536 W/kg
Smallest distance from peaks to all points 3 dB below = 8 mm
Ratio of SAR at M2 to SAR at M1 = 56%
Maximum value of SAR (measured) = 1.71 W/kg

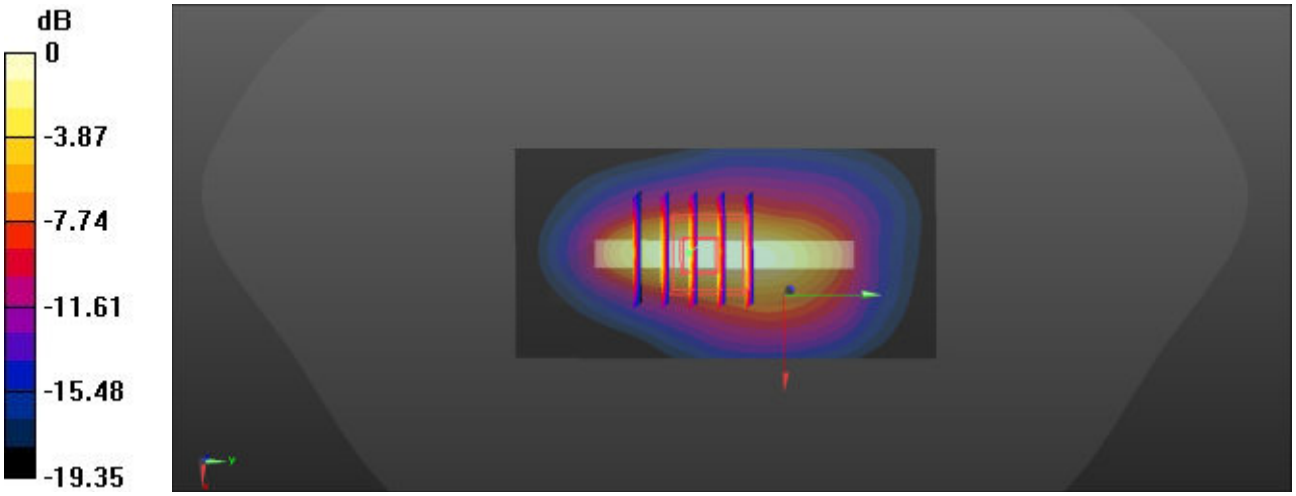

0 dB = 1.71 W/kg = 2.33 dBW/kg

Test Laboratory: Sporton International Inc. SAR/HAC Testing Lab Date: 2024/9/15

25_LTE Band 2_20M_QPSK_1RB_49Offset_Bottom Side_5mm_Ch18700

Communication System: UID 0, LTE (0); Frequency: 1860 MHz;Duty Cycle: 1:1
Medium: HSL_1900 Medium parameters used: f = 1860 MHz; σ = 1.411 S/m; ε_r = 40.68; ρ = 1000 kg/m^3
Ambient Temperature：23.5 ℃; Liquid Temperature：22.5 ℃

DASY5 Configuration:
- Probe: EX3DV4 - SN7641; ConvF(8.33, 8.23, 8.13); Calibrated: 2024/6/3
- Sensor-Surface: 1.4mm (Mechanical Surface Detection)
- Electronics: DAE4 Sn715; Calibrated: 2024/1/25
- Phantom: Twin-SAM V8.0 (Right); Type: QD 000 P41 AA; Serial: 2033
- Measurement SW: DASY52, Version 52.10 (4); SEMCAD X Version 14.6.14 (7483)

Area Scan (41x81x1): Interpolated grid: dx=1.500 mm, dy=1.500 mm
Maximum value of SAR (interpolated) = 1.82 W/kg

Zoom Scan (5x5x7)/Cube 0: Measurement grid: dx=8mm, dy=8mm, dz=5mm
Reference Value = 34.69 V/m; Power Drift = -0.12 dB
Peak SAR (extrapolated) = 2.08 W/kg
SAR(1 g) = 1.12 W/kg; SAR(10 g) = 0.545 W/kg
Smallest distance from peaks to all points 3 dB below = 8 mm
Ratio of SAR at M2 to SAR at M1 = 55.1%
Maximum value of SAR (measured) = 1.80 W/kg

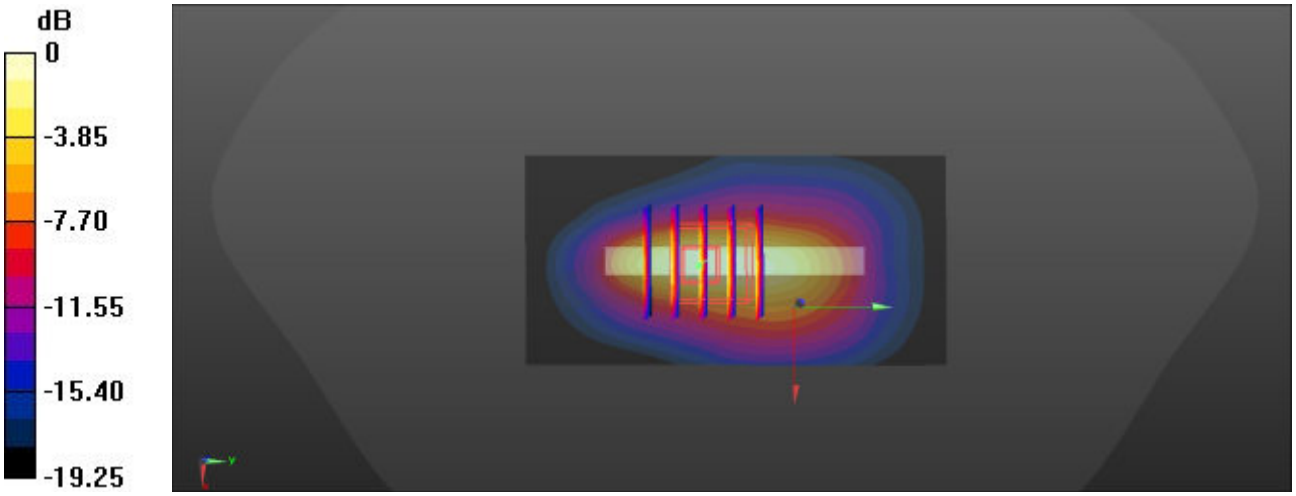

0 dB = 1.82 W/kg = 2.60 dBW/kg

Test Laboratory: Sporton International Inc. SAR/HAC Testing Lab Date: 2024/9/16

26_LTE Band 7_20M_QPSK_1RB_49Offset_Bottom Side_5mm_Ch21350

Communication System: UID 0, LTE (0); Frequency: 2560 MHz;Duty Cycle: 1:1
Medium: HSL_2600 Medium parameters used: f = 2560 MHz; σ = 1.881 S/m; ε_r = 37.453; ρ = 1000 kg/m^3
Ambient Temperature：23.6 ℃; Liquid Temperature：22.7 ℃

DASY5 Configuration:
- Probe: EX3DV4 - SN7641; ConvF(7.7, 7.61, 7.52); Calibrated: 2024/6/3
- Sensor-Surface: 1.4mm (Mechanical Surface Detection)
- Electronics: DAE4 Sn715; Calibrated: 2024/1/25
- Phantom: Twin-SAM V8.0 (Right); Type: QD 000 P41 AA; Serial: 2033
- Measurement SW: DASY52, Version 52.10 (4); SEMCAD X Version 14.6.14 (7483)

Area Scan (51x101x1): Interpolated grid: dx=1.200 mm, dy=1.200 mm
Maximum value of SAR (interpolated) = 2.49 W/kg

Zoom Scan (7x7x7)/Cube 0: Measurement grid: dx=5mm, dy=5mm, dz=5mm
Reference Value = 17.58 V/m; Power Drift = -0.08 dB
Peak SAR (extrapolated) = 2.80 W/kg
SAR(1 g) = 1.2 W/kg; SAR(10 g) = 0.458 W/kg
Smallest distance from peaks to all points 3 dB below = 6 mm
Ratio of SAR at M2 to SAR at M1 = 45.1%
Maximum value of SAR (measured) = 2.22 W/kg

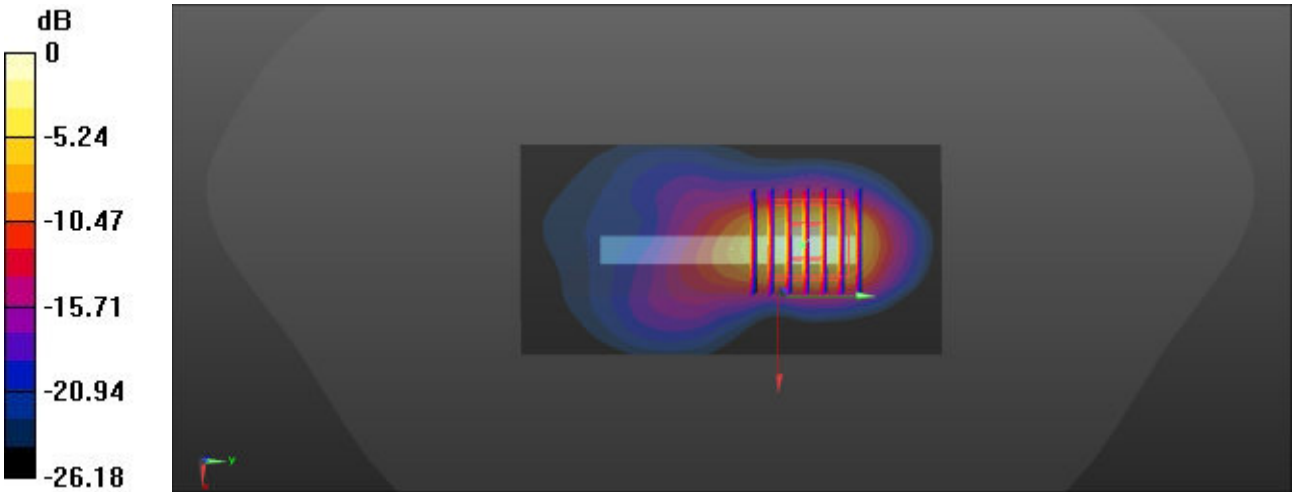

0 dB = 2.49 W/kg = 3.96 dBW/kg

Test Laboratory: Sporton International Inc. SAR/HAC Testing Lab Date: 2024/9/16

27_LTE Band 38_20M_QPSK_1RB_49Offset_Bottom Side_5mm_Ch38000

Communication System: UID 0, LTE (0); Frequency: 2595 MHz;Duty Cycle: 1:1.59
Medium: HSL_2600 Medium parameters used: f = 2595 MHz; σ = 1.907 S/m; ε_r = 37.405; ρ = 1000 kg/m^3
Ambient Temperature：23.6 ℃; Liquid Temperature：22.7 ℃

DASY5 Configuration:
- Probe: EX3DV4 - SN7641; ConvF(7.7, 7.61, 7.52); Calibrated: 2024/6/3
- Sensor-Surface: 1.4mm (Mechanical Surface Detection)
- Electronics: DAE4 Sn715; Calibrated: 2024/1/25
- Phantom: Twin-SAM V8.0 (Right); Type: QD 000 P41 AA; Serial: 2033
- Measurement SW: DASY52, Version 52.10 (4); SEMCAD X Version 14.6.14 (7483)

Area Scan (51x101x1): Interpolated grid: dx=1.200 mm, dy=1.200 mm
Maximum value of SAR (interpolated) = 1.79 W/kg

Zoom Scan (7x7x7)/Cube 0: Measurement grid: dx=5mm, dy=5mm, dz=5mm
Reference Value = 13.24 V/m; Power Drift = -0.03 dB
Peak SAR (extrapolated) = 2.18 W/kg
SAR(1 g) = 1.16 W/kg; SAR(10 g) = 0.435 W/kg
Smallest distance from peaks to all points 3 dB below = 6 mm
Ratio of SAR at M2 to SAR at M1 = 45%
Maximum value of SAR (measured) = 1.72 W/kg



0 dB = 1.79 W/kg = 2.53 dBW/kg

Test Laboratory: Sporton International Inc. SAR/HAC Testing Lab Date: 2024/9/18

28_Bluetooth_DH5 1Mbps_Back_5mm_Ch78

Communication System: UID 0, Bluetooth (0); Frequency: 2480 MHz;Duty Cycle: 1:1.301
Medium: HSL_2450 Medium parameters used: f = 2480 MHz; σ = 1.835 S/m; ε_r = 38.555; ρ = 1000 kg/m^3
Ambient Temperature：23.5 ℃; Liquid Temperature：22.6 ℃

DASY5 Configuration:
- Probe: EX3DV4 - SN7641; ConvF(7.81, 7.71, 7.62); Calibrated: 2024/6/3
- Sensor-Surface: 1.4mm (Mechanical Surface Detection)
- Electronics: DAE4 Sn715; Calibrated: 2024/1/25
- Phantom: Twin-SAM V8.0 (Right); Type: QD 000 P41 AA; Serial: 2033
- Measurement SW: DASY52, Version 52.10 (4); SEMCAD X Version 14.6.14 (7483)

Area Scan (81x101x1): Interpolated grid: dx=1.200 mm, dy=1.200 mm
Maximum value of SAR (interpolated) = 0.190 W/kg

Zoom Scan (7x7x7)/Cube 0: Measurement grid: dx=5mm, dy=5mm, dz=5mm
Reference Value = 0.6480 V/m; Power Drift = -0.06 dB
Peak SAR (extrapolated) = 0.236 W/kg
SAR(1 g) = 0.100 W/kg; SAR(10 g) = 0.044 W/kg
Smallest distance from peaks to all points 3 dB below = 7.1 mm
Ratio of SAR at M2 to SAR at M1 = 45.6%
Maximum value of SAR (measured) = 0.175 W/kg

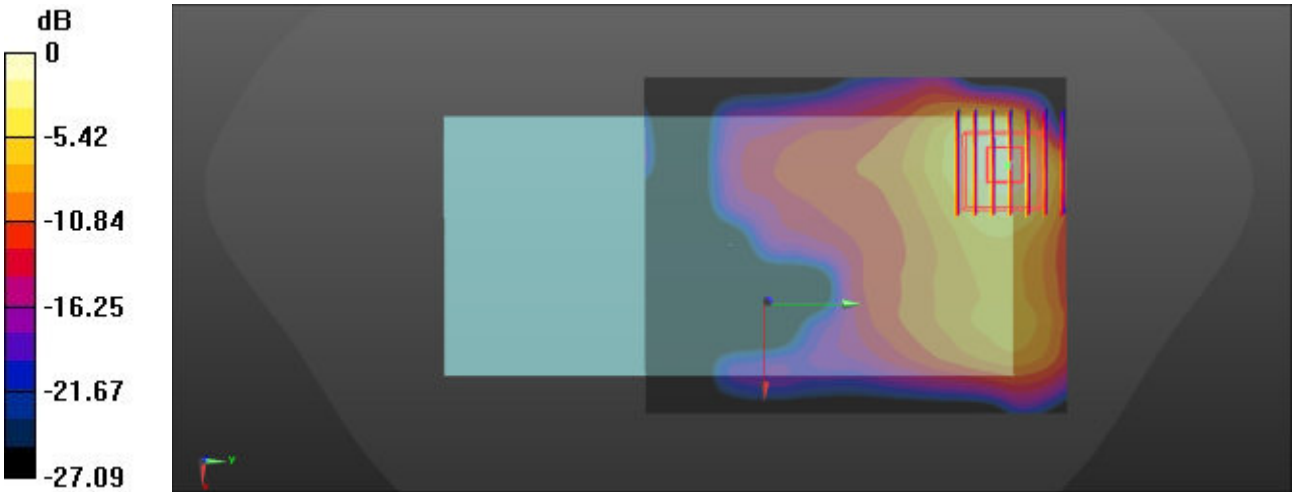

0 dB = 0.175 W/kg = -7.57 dBW/kg

Test Laboratory: Sporton International Inc. SAR/HAC Testing Lab Date: 2024/10/9

29_WLAN2.4GHz_802.11b 1Mbps_Back_5mm_Ch6

Communication System: UID 0, WIFI (0); Frequency: 2437 MHz;Duty Cycle: 1:1
Medium: HSL_2450 Medium parameters used: f = 2437 MHz; σ = 1.805 S/m; ε_r = 38.627; ρ = 1000 kg/m^3
Ambient Temperature：23.4 ℃; Liquid Temperature：22.5 ℃

DASY5 Configuration:
- Probe: EX3DV4 - SN7641; ConvF(7.81, 7.71, 7.62); Calibrated: 2024/6/3
- Sensor-Surface: 1.4mm (Mechanical Surface Detection)
- Electronics: DAE4 Sn715; Calibrated: 2024/1/25
- Phantom: Twin-SAM V8.0 (Right); Type: QD 000 P41 AA; Serial: 2033
- Measurement SW: DASY52, Version 52.10 (4); SEMCAD X Version 14.6.14 (7483)

Area Scan (81x101x1): Interpolated grid: dx=1.200 mm, dy=1.200 mm
Maximum value of SAR (interpolated) = 0.926 W/kg

Zoom Scan (7x7x7)/Cube 0: Measurement grid: dx=5mm, dy=5mm, dz=5mm
Reference Value = 4.045 V/m; Power Drift = -0.07 dB
Peak SAR (extrapolated) = 1.24 W/kg
SAR(1 g) = 0.536 W/kg; SAR(10 g) = 0.240 W/kg
Smallest distance from peaks to all points 3 dB below = 7.6 mm
Ratio of SAR at M2 to SAR at M1 = 48.6%
Maximum value of SAR (measured) = 0.900 W/kg

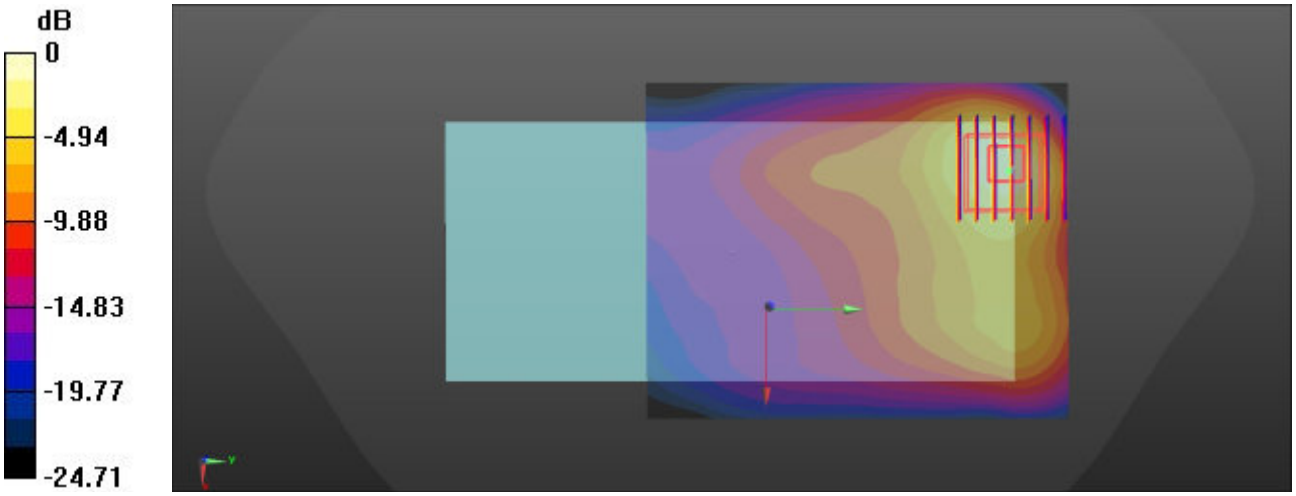

0 dB = 0.900 W/kg = -0.46 dBW/kg

Test Laboratory: Sporton International Inc. SAR/HAC Testing Lab Date: 2024/9/17

30_WLAN5GHz_802.11ac-VHT80 MCS0_Back_5mm_Ch42

Communication System: UID 0, WIFI (0); Frequency: 5210 MHz;Duty Cycle: 1:1
Medium: HSL_5250 Medium parameters used: f = 5210 MHz; σ = 4.477 S/m; ε_r = 34.819; ρ = 1000 kg/m^3
Ambient Temperature：23.7 ℃; Liquid Temperature：22.5 ℃

DASY5 Configuration:
- Probe: EX3DV4 - SN7641; ConvF(6.15, 6.08, 6.01); Calibrated: 2024/6/3
- Sensor-Surface: 1.4mm (Mechanical Surface Detection)
- Electronics: DAE4 Sn715; Calibrated: 2024/1/25
- Phantom: Twin-SAM V8.0 (Right); Type: QD 000 P41 AA; Serial: 2033
- Measurement SW: DASY52, Version 52.10 (4); SEMCAD X Version 14.6.14 (7483)

Area Scan (101x121x1): Interpolated grid: dx=1.000 mm, dy=1.000 mm
Maximum value of SAR (interpolated) = 1.18 W/kg

Zoom Scan (9x9x7)/Cube 0: Measurement grid: dx=4mm, dy=4mm, dz=1.4mm
Reference Value = 0 V/m; Power Drift = 0.13 dB
Peak SAR (extrapolated) = 1.93 W/kg
SAR(1 g) = 0.441 W/kg; SAR(10 g) = 0.132 W/kg
Smallest distance from peaks to all points 3 dB below = 5.4 mm
Ratio of SAR at M2 to SAR at M1 = 63.1%
Maximum value of SAR (measured) = 1.14 W/kg

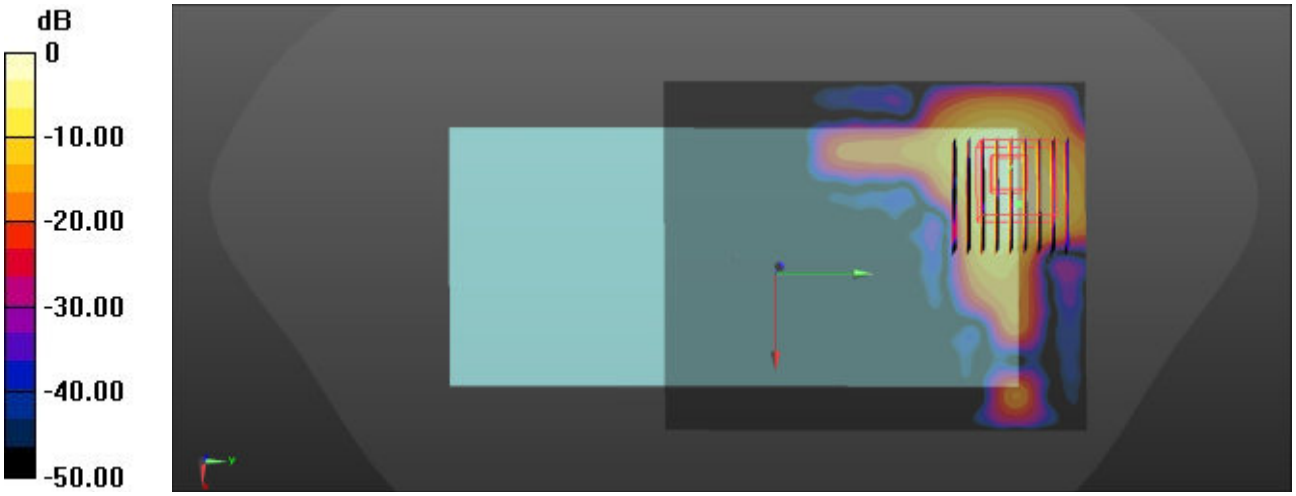

0 dB = 1.18 W/kg = 0.72 dBW/kg

Test Laboratory: Sporton International Inc. SAR/HAC Testing Lab Date: 2024/9/20

31_WLAN5GHz_802.11ac-VHT80 MCS0_Right Side_5mm_Ch155

Communication System: UID 0, WIFI (0); Frequency: 5775 MHz;Duty Cycle: 1:1
Medium: HSL_5750 Medium parameters used: f = 5775 MHz; σ = 5.024 S/m; ε_r = 34.034; ρ = 1000 kg/m^3
Ambient Temperature：23.3 ℃; Liquid Temperature：22.7 ℃

DASY5 Configuration:
- Probe: EX3DV4 - SN7641; ConvF(5.47, 5.41, 5.34); Calibrated: 2024/6/3
- Sensor-Surface: 1.4mm (Mechanical Surface Detection)
- Electronics: DAE4 Sn715; Calibrated: 2024/1/25
- Phantom: Twin-SAM V8.0 (Right); Type: QD 000 P41 AA; Serial: 2033
- Measurement SW: DASY52, Version 52.10 (4); SEMCAD X Version 14.6.14 (7483)

Area Scan (61x191x1): Interpolated grid: dx=1.000 mm, dy=1.000 mm
Maximum value of SAR (interpolated) = 1.22 W/kg

Zoom Scan (9x9x7)/Cube 0: Measurement grid: dx=4mm, dy=4mm, dz=1.4mm
Reference Value = 0 V/m; Power Drift = 0.09 dB
Peak SAR (extrapolated) = 2.18 W/kg
SAR(1 g) = 0.396 W/kg; SAR(10 g) = 0.097 W/kg
Smallest distance from peaks to all points 3 dB below = 5.4 mm
Ratio of SAR at M2 to SAR at M1 = 57.8%
Maximum value of SAR (measured) = 1.15 W/kg

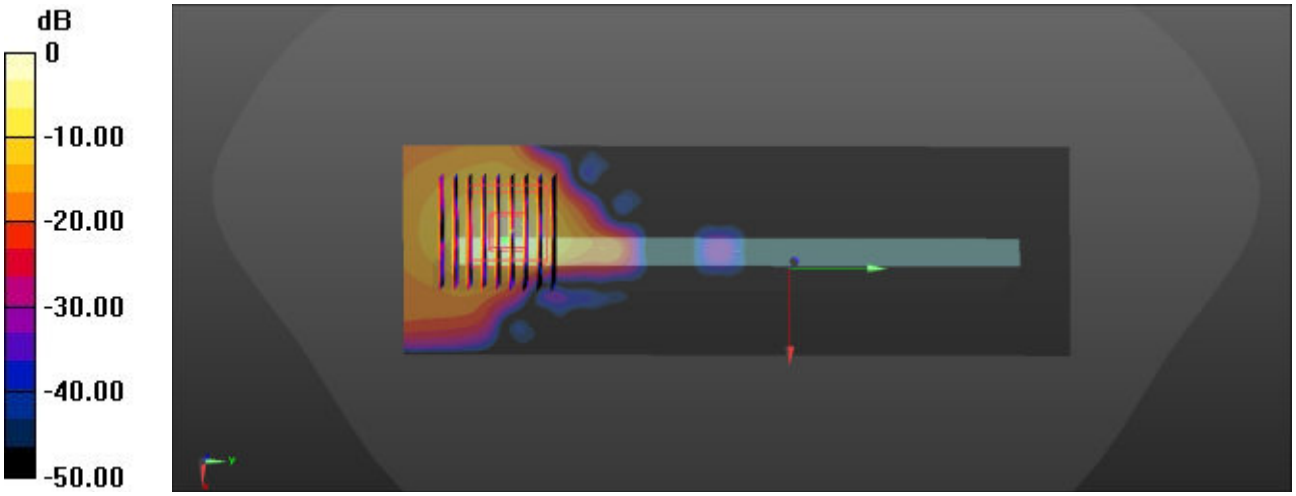

0 dB = 1.22 W/kg = 0.86 dBW/kg

Test Laboratory: Sporton International Inc. SAR/HAC Testing Lab Date: 2024/9/13

32_LTE Band 13_10M_QPSK_1RB_25Offset_Back_5mm_Ch23230

Communication System: UID 0, LTE (0); Frequency: 782 MHz;Duty Cycle: 1:1
Medium: HSL_750 Medium parameters used: f = 782 MHz; σ = 0.921 S/m; ε_r = 40.955; ρ = 1000 kg/m^3
Ambient Temperature：23.4 ℃; Liquid Temperature：22.4 ℃

DASY5 Configuration:
- Probe: EX3DV4 - SN7641; ConvF(10.48, 10.36, 10.24); Calibrated: 2024/6/3
- Sensor-Surface: 1.4mm (Mechanical Surface Detection)
- Electronics: DAE4 Sn715; Calibrated: 2024/1/25
- Phantom: Twin-SAM V8.0 (Right); Type: QD 000 P41 AA; Serial: 2033
- Measurement SW: DASY52, Version 52.10 (4); SEMCAD X Version 14.6.14 (7483)

Area Scan (71x131x1): Interpolated grid: dx=1.500 mm, dy=1.500 mm
Maximum value of SAR (interpolated) = 0.832 W/kg

Zoom Scan (5x5x7)/Cube 0: Measurement grid: dx=8mm, dy=8mm, dz=5mm
Reference Value = 15.39 V/m; Power Drift = -0.04 dB
Peak SAR (extrapolated) = 0.982 W/kg
SAR(1 g) = 0.519 W/kg; SAR(10 g) = 0.295 W/kg
Smallest distance from peaks to all points 3 dB below = 10.7 mm
Ratio of SAR at M2 to SAR at M1 = 52.3%
Maximum value of SAR (measured) = 0.812 W/kg

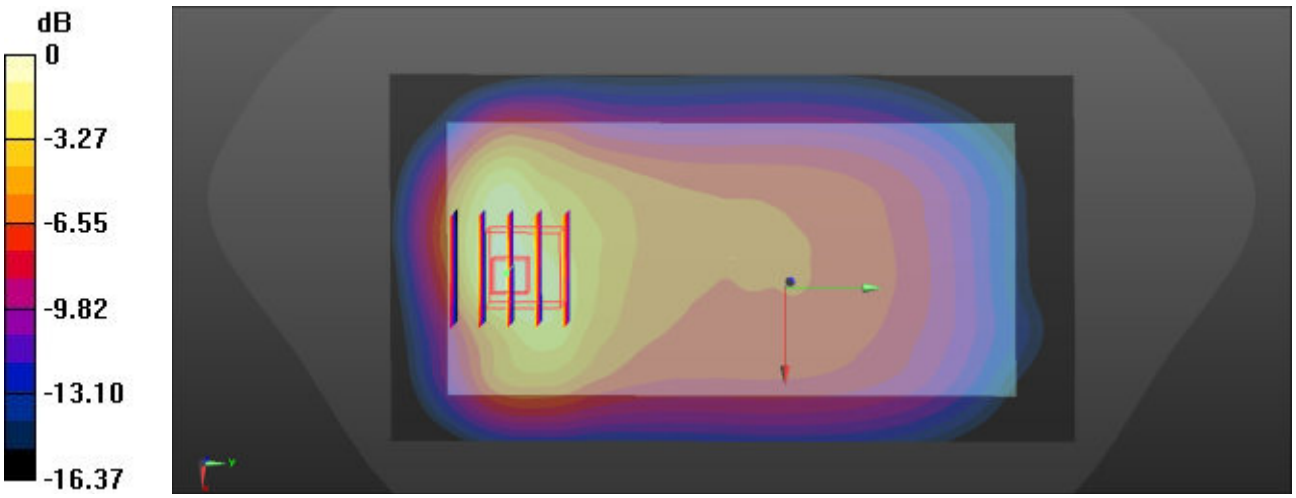

0 dB = 0.832 W/kg = -0.80 dBW/kg

Test Laboratory: Sporton International Inc. SAR/HAC Testing Lab Date: 2024/9/14

33_GSM850_GPRS 2 TX Slot_Back_5mm_Ch251

Communication System: UID 0, GPRS/EDGE10 (0); Frequency: 848.8 MHz;Duty Cycle: 1:4.15
Medium: HSL_835 Medium parameters used: f = 848.8 MHz; σ = 0.948 S/m; ε_r = 43.26; ρ = 1000 kg/m^3
Ambient Temperature：23.8 ℃; Liquid Temperature：22.3 ℃

DASY5 Configuration:
- Probe: EX3DV4 - SN7641; ConvF(10.19, 10.07, 9.95); Calibrated: 2024/6/3
- Sensor-Surface: 1.4mm (Mechanical Surface Detection)
- Electronics: DAE4 Sn715; Calibrated: 2024/1/25
- Phantom: Twin-SAM V8.0 (Right); Type: QD 000 P41 AA; Serial: 2033
- Measurement SW: DASY52, Version 52.10 (4); SEMCAD X Version 14.6.14 (7483)

Area Scan (71x131x1): Interpolated grid: dx=1.500 mm, dy=1.500 mm
Maximum value of SAR (interpolated) = 1.35 W/kg

Zoom Scan (5x5x7)/Cube 0: Measurement grid: dx=8mm, dy=8mm, dz=5mm
Reference Value = 19.69 V/m; Power Drift = -0.15 dB
Peak SAR (extrapolated) = 1.65 W/kg
SAR(1 g) = 0.934 W/kg; SAR(10 g) = 0.561 W/kg
Smallest distance from peaks to all points 3 dB below = 10.1 mm
Ratio of SAR at M2 to SAR at M1 = 51.2%
Maximum value of SAR (measured) = 1.32 W/kg

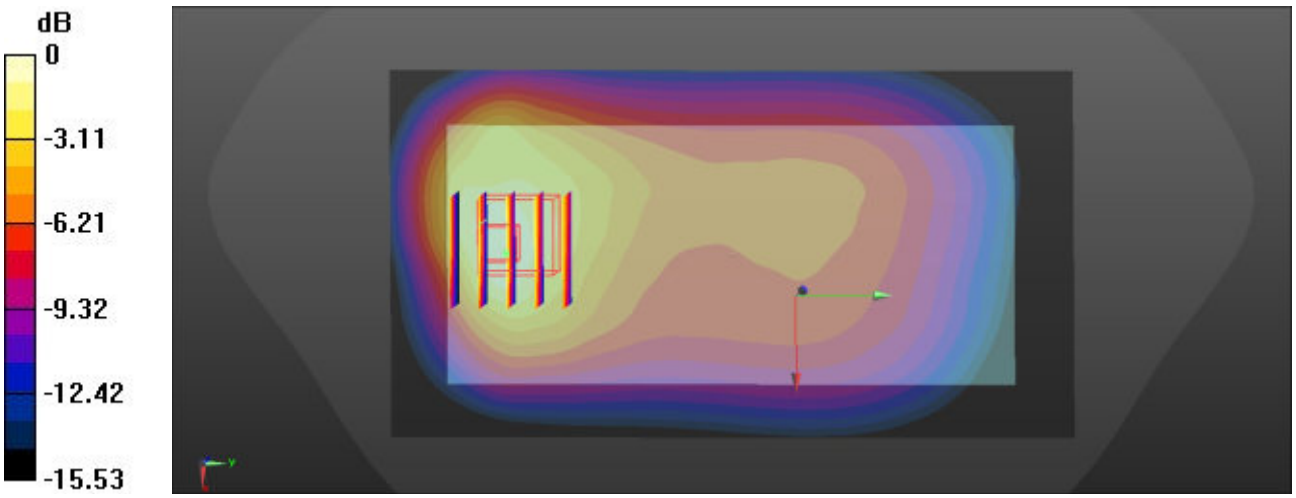

0 dB = 1.35 W/kg = 1.30 dBW/kg

Test Laboratory: Sporton International Inc. SAR/HAC Testing Lab Date: 2024/9/14

34_WCDMA V_RMC 12.2Kbps_Back_5mm_Ch4233

Communication System: UID 0, UMTS (0); Frequency: 846.6 MHz;Duty Cycle: 1:1
Medium: HSL_835 Medium parameters used: f = 846.6 MHz; σ = 0.948 S/m; ε_r = 43.265; ρ = 1000 kg/m^3
Ambient Temperature：23.8 ℃; Liquid Temperature：22.3 ℃

DASY5 Configuration:
- Probe: EX3DV4 - SN7641; ConvF(10.19, 10.07, 9.95); Calibrated: 2024/6/3
- Sensor-Surface: 1.4mm (Mechanical Surface Detection)
- Electronics: DAE4 Sn715; Calibrated: 2024/1/25
- Phantom: Twin-SAM V8.0 (Right); Type: QD 000 P41 AA; Serial: 2033
- Measurement SW: DASY52, Version 52.10 (4); SEMCAD X Version 14.6.14 (7483)

Area Scan (71x131x1): Interpolated grid: dx=1.500 mm, dy=1.500 mm
Maximum value of SAR (interpolated) = 1.44 W/kg

Zoom Scan (5x5x7)/Cube 0: Measurement grid: dx=8mm, dy=8mm, dz=5mm
Reference Value = 21.11 V/m; Power Drift = -0.06 dB
Peak SAR (extrapolated) = 1.85 W/kg
SAR(1 g) = 1.03 W/kg; SAR(10 g) = 0.618 W/kg
Smallest distance from peaks to all points 3 dB below = 10.1 mm
Ratio of SAR at M2 to SAR at M1 = 52.6%
Maximum value of SAR (measured) = 1.48 W/kg

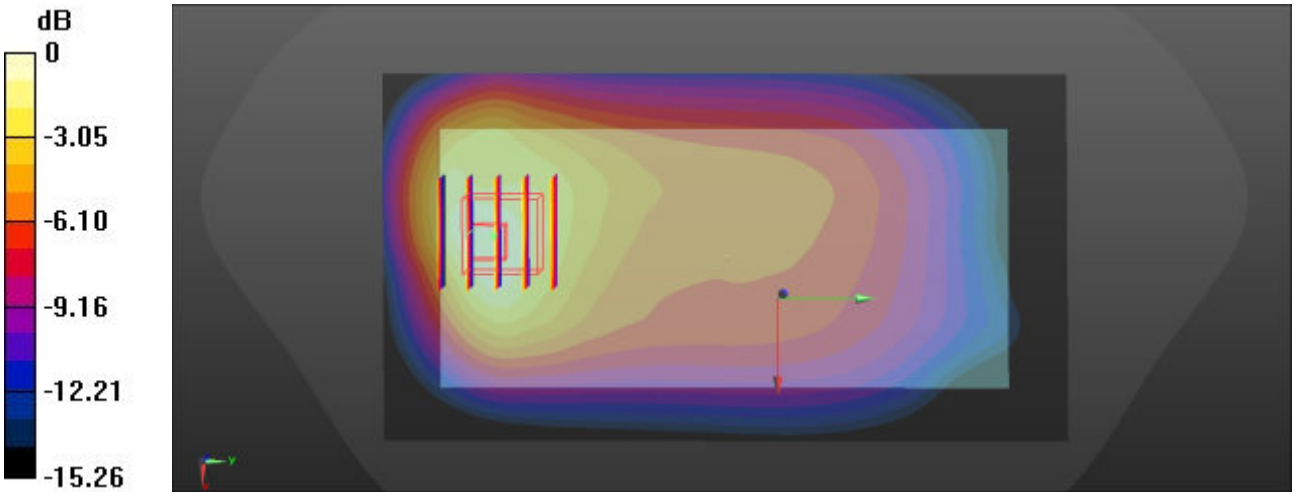

0 dB = 1.44 W/kg = 1.58 dBW/kg

Test Laboratory: Sporton International Inc. SAR/HAC Testing Lab Date: 2024/9/14

35_LTE Band 26_15M_QPSK_1RB_37Offset_Back_5mm_Ch26865

Communication System: UID 0, LTE (0); Frequency: 831.5 MHz;Duty Cycle: 1:1
Medium: HSL_835 Medium parameters used: f = 831.5 MHz; σ = 0.942 S/m; ε_r = 43.31; ρ = 1000 kg/m^3
Ambient Temperature：23.8 ℃; Liquid Temperature：22.3 ℃

DASY5 Configuration:
- Probe: EX3DV4 - SN7641; ConvF(10.19, 10.07, 9.95); Calibrated: 2024/6/3
- Sensor-Surface: 1.4mm (Mechanical Surface Detection)
- Electronics: DAE4 Sn715; Calibrated: 2024/1/25
- Phantom: Twin-SAM V8.0 (Right); Type: QD 000 P41 AA; Serial: 2033
- Measurement SW: DASY52, Version 52.10 (4); SEMCAD X Version 14.6.14 (7483)

Area Scan (71x131x1): Interpolated grid: dx=1.500 mm, dy=1.500 mm
Maximum value of SAR (interpolated) = 1.50 W/kg

Zoom Scan (5x6x7)/Cube 0: Measurement grid: dx=8mm, dy=8mm, dz=5mm
Reference Value = 21.76 V/m; Power Drift = -0.09 dB
Peak SAR (extrapolated) = 1.71 W/kg
SAR(1 g) = 1 W/kg; SAR(10 g) = 0.611 W/kg
Smallest distance from peaks to all points 3 dB below = 11.6 mm
Ratio of SAR at M2 to SAR at M1 = 57.5%
Maximum value of SAR (measured) = 1.43 W/kg

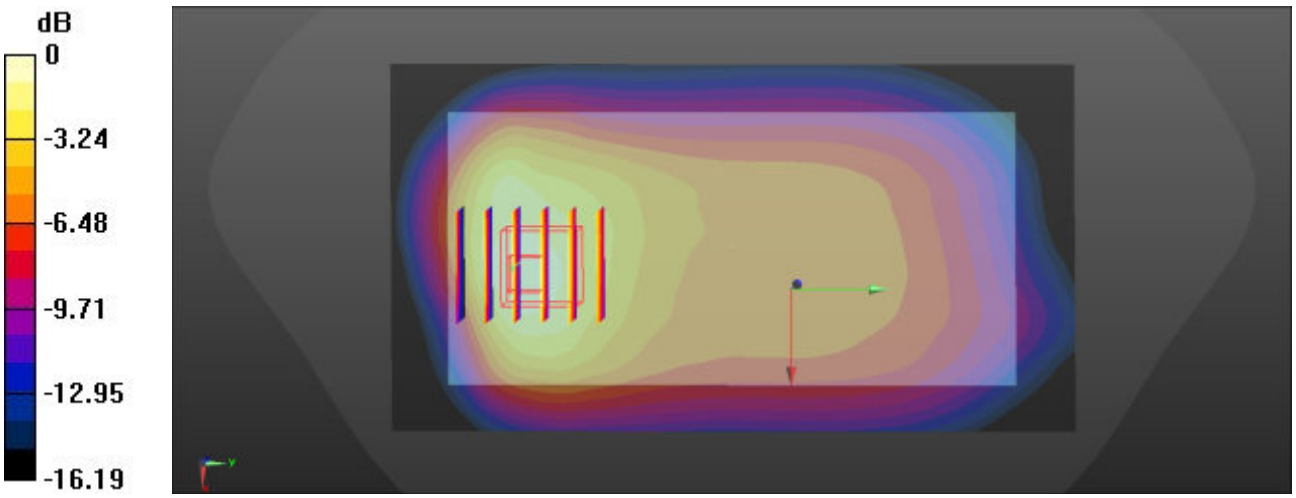

0 dB = 1.43 W/kg = 1.55 dBW/kg

Test Laboratory: Sporton International Inc. SAR/HAC Testing Lab Date: 2024/9/17

36_WCDMA IV_RMC 12.2Kbps_Back_5mm_Ch1413

Communication System: UID 0, UMTS (0); Frequency: 1732.6 MHz;Duty Cycle: 1:1
Medium: HSL_1750 Medium parameters used: f = 1733 MHz; σ = 1.352 S/m; ε_r = 39.003; ρ = 1000 kg/m^3
Ambient Temperature：23.6 ℃; Liquid Temperature：22.6 ℃

DASY5 Configuration:
- Probe: EX3DV4 - SN7641; ConvF(8.74, 8.64, 8.54); Calibrated: 2024/6/3
- Sensor-Surface: 1.4mm (Mechanical Surface Detection)
- Electronics: DAE4 Sn715; Calibrated: 2024/1/25
- Phantom: Twin-SAM V8.0 (Right); Type: QD 000 P41 AA; Serial: 2033
- Measurement SW: DASY52, Version 52.10 (4); SEMCAD X Version 14.6.14 (7483)

Area Scan (71x131x1): Interpolated grid: dx=1.500 mm, dy=1.500 mm
Maximum value of SAR (interpolated) = 1.66 W/kg

Zoom Scan (5x5x7)/Cube 0: Measurement grid: dx=8mm, dy=8mm, dz=5mm
Reference Value = 9.213 V/m; Power Drift = -0.06 dB
Peak SAR (extrapolated) = 1.99 W/kg
SAR(1 g) = 1.05 W/kg; SAR(10 g) = 0.506 W/kg
Smallest distance from peaks to all points 3 dB below = 8.4 mm
Ratio of SAR at M2 to SAR at M1 = 54.4%
Maximum value of SAR (measured) = 1.65 W/kg

Zoom Scan (5x5x7)/Cube 1: Measurement grid: dx=8mm, dy=8mm, dz=5mm
Reference Value = 9.213 V/m; Power Drift = -0.06 dB
Peak SAR (extrapolated) = 1.41 W/kg
SAR(1 g) = 0.814 W/kg; SAR(10 g) = 0.440 W/kg
Smallest distance from peaks to all points 3 dB below = 10.1 mm
Ratio of SAR at M2 to SAR at M1 = 59.7%
Maximum value of SAR (measured) = 1.13 W/kg

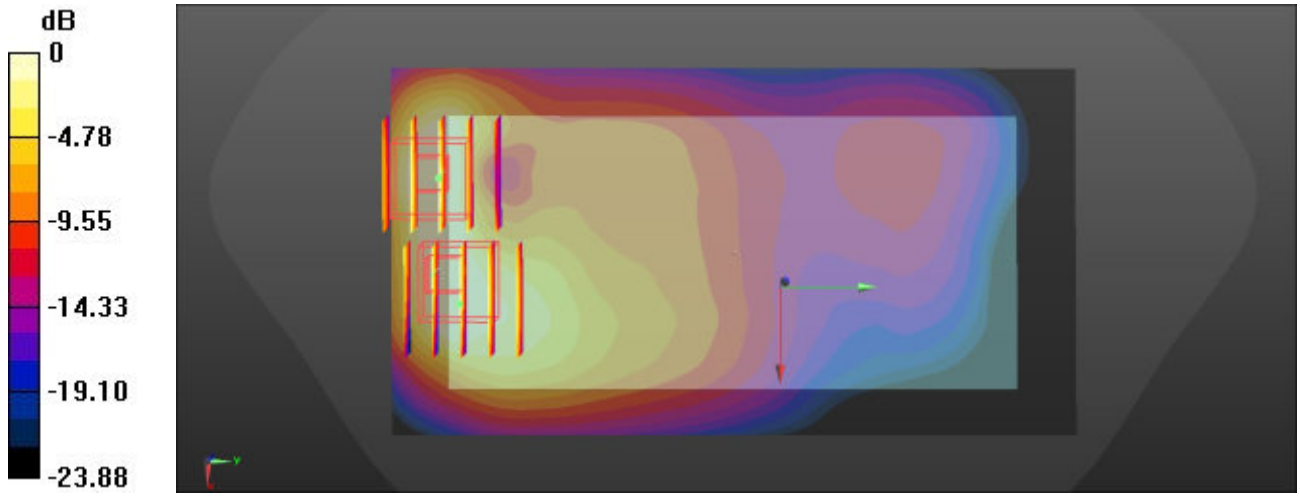

0 dB = 1.13 W/kg = 0.53 dBW/kg

Test Laboratory: Sporton International Inc. SAR/HAC Testing Lab Date: 2024/9/17

37_LTE Band 66_20M_QPSK_1RB_49Offset_Back_5mm_Ch132072

Communication System: UID 0, LTE (0); Frequency: 1720 MHz;Duty Cycle: 1:1
Medium: HSL_1750 Medium parameters used: f = 1720 MHz; σ = 1.345 S/m; ε_r = 39.026; ρ = 1000 kg/m^3
Ambient Temperature：23.6 ℃; Liquid Temperature：22.6 ℃

DASY5 Configuration:
- Probe: EX3DV4 - SN7641; ConvF(8.74, 8.64, 8.54); Calibrated: 2024/6/3
- Sensor-Surface: 1.4mm (Mechanical Surface Detection)
- Electronics: DAE4 Sn715; Calibrated: 2024/1/25
- Phantom: Twin-SAM V8.0 (Right); Type: QD 000 P41 AA; Serial: 2033
- Measurement SW: DASY52, Version 52.10 (4); SEMCAD X Version 14.6.14 (7483)

Area Scan (71x131x1): Interpolated grid: dx=1.500 mm, dy=1.500 mm
Maximum value of SAR (interpolated) = 1.86 W/kg

Zoom Scan (5x5x7)/Cube 0: Measurement grid: dx=8mm, dy=8mm, dz=5mm
Reference Value = 8.655 V/m; Power Drift = 0.03 dB
Peak SAR (extrapolated) = 2.24 W/kg
SAR(1 g) = 1.13 W/kg; SAR(10 g) = 0.572 W/kg
Smallest distance from peaks to all points 3 dB below = 9 mm
Ratio of SAR at M2 to SAR at M1 = 53.9%
Maximum value of SAR (measured) = 1.92 W/kg

Zoom Scan (5x5x7)/Cube 1: Measurement grid: dx=8mm, dy=8mm, dz=5mm
Reference Value = 8.655 V/m; Power Drift = 0.03 dB
Peak SAR (extrapolated) = 1.85 W/kg
SAR(1 g) = 0.875 W/kg; SAR(10 g) = 0.480 W/kg
Smallest distance from peaks to all points 3 dB below = 8.4 mm
Ratio of SAR at M2 to SAR at M1 = 55.3%
Maximum value of SAR (measured) = 1.36 W/kg

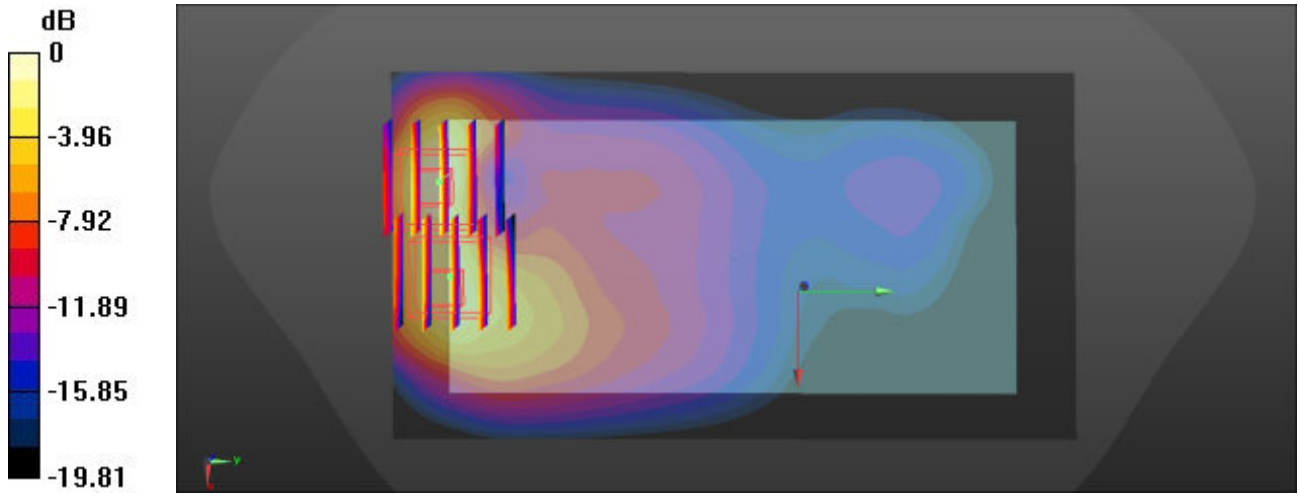

0 dB = 1.86 W/kg = 2.70 dBW/kg

Test Laboratory: Sporton International Inc. SAR/HAC Testing Lab Date: 2024/9/15

38_GSM1900_GPRS 2 TX Slot_Back_5mm_Ch810

Communication System: UID 0, GPRS/EDGE10 (0); Frequency: 1909.8 MHz;Duty Cycle: 1:4.15
Medium: HSL_1900 Medium parameters used: f = 1910 MHz; σ = 1.437 S/m; ε_r = 40.634; ρ = 1000 kg/m^3
Ambient Temperature：23.5 ℃; Liquid Temperature：22.5 ℃

DASY5 Configuration:
- Probe: EX3DV4 - SN7641; ConvF(8.33, 8.23, 8.13); Calibrated: 2024/6/3
- Sensor-Surface: 1.4mm (Mechanical Surface Detection)
- Electronics: DAE4 Sn715; Calibrated: 2024/1/25
- Phantom: Twin-SAM V8.0 (Right); Type: QD 000 P41 AA; Serial: 2033
- Measurement SW: DASY52, Version 52.10 (4); SEMCAD X Version 14.6.14 (7483)

Area Scan (71x131x1): Interpolated grid: dx=1.500 mm, dy=1.500 mm
Maximum value of SAR (interpolated) = 1.36 W/kg

Zoom Scan (5x5x7)/Cube 0: Measurement grid: dx=8mm, dy=8mm, dz=5mm
Reference Value = 9.728 V/m; Power Drift = 0.05 dB
Peak SAR (extrapolated) = 1.77 W/kg
SAR(1 g) = 0.944 W/kg; SAR(10 g) = 0.512 W/kg
Smallest distance from peaks to all points 3 dB below = 10.1 mm
Ratio of SAR at M2 to SAR at M1 = 56.1%
Maximum value of SAR (measured) = 1.39 W/kg

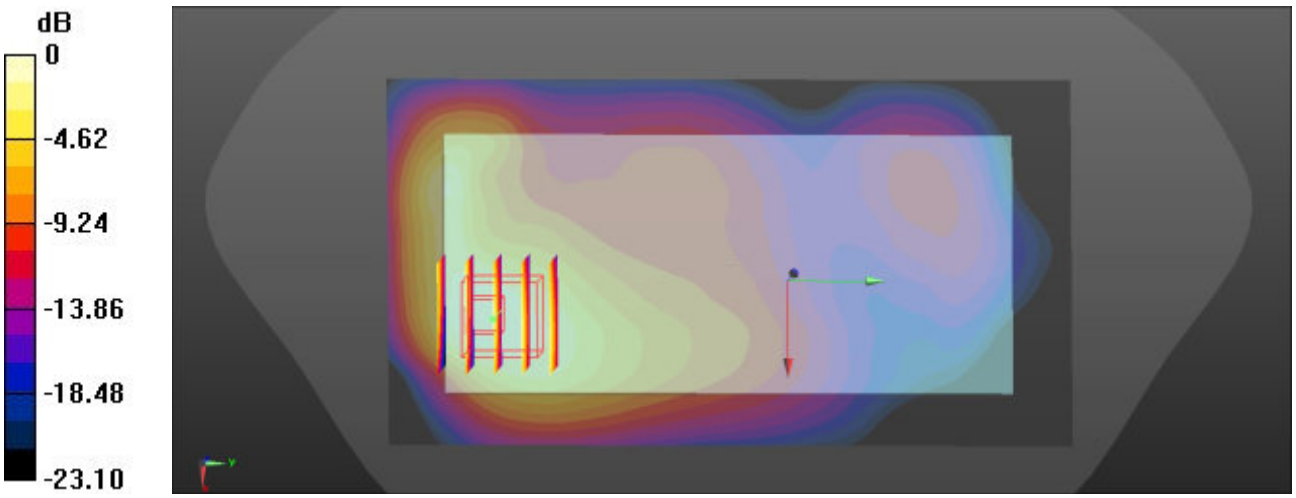

0 dB = 1.36 W/kg = 1.34 dBW/kg

Test Laboratory: Sporton International Inc. SAR/HAC Testing Lab Date: 2024/9/15

39_WCDMA II_RMC 12.2Kbps_Back_5mm_Ch9538

Communication System: UID 0, UMTS (0); Frequency: 1907.6 MHz;Duty Cycle: 1:1
Medium: HSL_1900 Medium parameters used: f = 1908 MHz; σ = 1.436 S/m; ε_r = 40.639; ρ = 1000 kg/m^3
Ambient Temperature：23.5 ℃; Liquid Temperature：22.5 ℃

DASY5 Configuration:
- Probe: EX3DV4 - SN7641; ConvF(8.33, 8.23, 8.13); Calibrated: 2024/6/3
- Sensor-Surface: 1.4mm (Mechanical Surface Detection)
- Electronics: DAE4 Sn715; Calibrated: 2024/1/25
- Phantom: Twin-SAM V8.0 (Right); Type: QD 000 P41 AA; Serial: 2033
- Measurement SW: DASY52, Version 52.10 (4); SEMCAD X Version 14.6.14 (7483)

Area Scan (71x131x1): Interpolated grid: dx=1.500 mm, dy=1.500 mm
Maximum value of SAR (interpolated) = 1.89 W/kg

Zoom Scan (5x6x7)/Cube 0: Measurement grid: dx=8mm, dy=8mm, dz=5mm
Reference Value = 11.03 V/m; Power Drift = -0.09 dB
Peak SAR (extrapolated) = 2.01 W/kg
SAR(1 g) = 1.06 W/kg; SAR(10 g) = 0.565 W/kg
Smallest distance from peaks to all points 3 dB below = 11.3 mm
Ratio of SAR at M2 to SAR at M1 = 52.6%
Maximum value of SAR (measured) = 1.68 W/kg

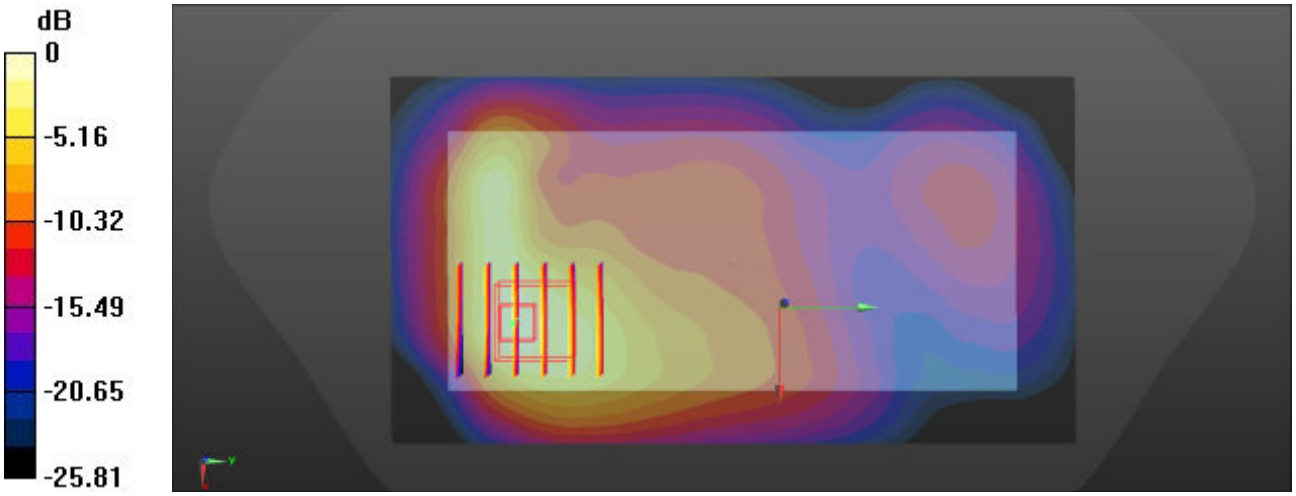

0 dB = 1.89 W/kg = 2.76 dBW/kg

Test Laboratory: Sporton International Inc. SAR/HAC Testing Lab Date: 2024/9/15

40_LTE Band 2_20M_QPSK_1RB_49Offset_Back_5mm_Ch19100

Communication System: UID 0, LTE (0); Frequency: 1900 MHz;Duty Cycle: 1:1
Medium: HSL_1900 Medium parameters used: f = 1900 MHz; σ = 1.433 S/m; ε_r = 40.643; ρ = 1000 kg/m^3
Ambient Temperature：23.5 ℃; Liquid Temperature：22.5 ℃

DASY5 Configuration:
- Probe: EX3DV4 - SN7641; ConvF(8.33, 8.23, 8.13); Calibrated: 2024/6/3
- Sensor-Surface: 1.4mm (Mechanical Surface Detection)
- Electronics: DAE4 Sn715; Calibrated: 2024/1/25
- Phantom: Twin-SAM V8.0 (Right); Type: QD 000 P41 AA; Serial: 2033
- Measurement SW: DASY52, Version 52.10 (4); SEMCAD X Version 14.6.14 (7483)

Area Scan (71x131x1): Interpolated grid: dx=1.500 mm, dy=1.500 mm
Maximum value of SAR (interpolated) = 2.39 W/kg

Zoom Scan (5x6x7)/Cube 0: Measurement grid: dx=8mm, dy=8mm, dz=5mm
Reference Value = 33.36 V/m; Power Drift = -0.01 dB
Peak SAR (extrapolated) = 3.08 W/kg
SAR(1 g) = 0.886 W/kg; SAR(10 g) = 0.437 W/kg
Smallest distance from peaks to all points 3 dB below = 11.2 mm
Ratio of SAR at M2 to SAR at M1 = 52.8%
Maximum value of SAR (measured) = 2.54 W/kg

Zoom Scan (5x6x7)/Cube 1: Measurement grid: dx=8mm, dy=8mm, dz=5mm
Reference Value = 33.36 V/m; Power Drift = -0.01 dB
Peak SAR (extrapolated) = 2.30 W/kg
SAR(1 g) = 1.07 W/kg; SAR(10 g) = 0.488 W/kg
Smallest distance from peaks to all points 3 dB below = 11.2 mm
Ratio of SAR at M2 to SAR at M1 = 57.8%
Maximum value of SAR (measured) = 1.96 W/kg

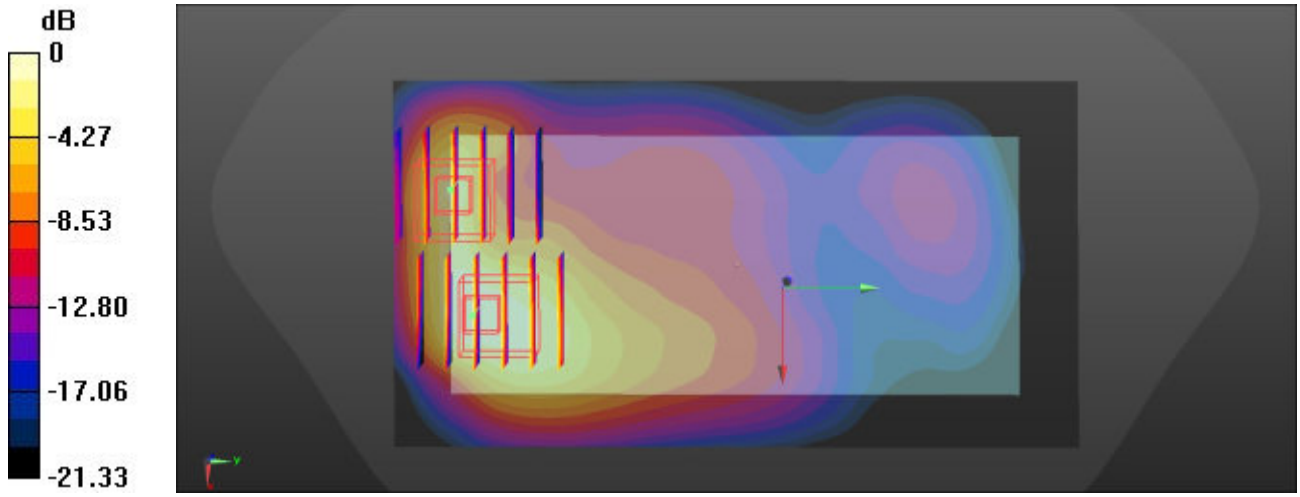

0 dB = 2.39 W/kg = 3.78 dBW/kg

Test Laboratory: Sporton International Inc. SAR/HAC Testing Lab Date: 2024/9/16

41_LTE Band 7_20M_QPSK_1RB_49Offset_Back_5mm_Ch21100

Communication System: UID 0, LTE (0); Frequency: 2535 MHz;Duty Cycle: 1:1
Medium: HSL_2600 Medium parameters used: f = 2535 MHz; σ = 1.861 S/m; ε_r = 37.501; ρ = 1000 kg/m^3
Ambient Temperature：23.6 ℃; Liquid Temperature：22.7 ℃

DASY5 Configuration:
- Probe: EX3DV4 - SN7641; ConvF(7.7, 7.61, 7.52); Calibrated: 2024/6/3
- Sensor-Surface: 1.4mm (Mechanical Surface Detection)
- Electronics: DAE4 Sn715; Calibrated: 2024/1/25
- Phantom: Twin-SAM V8.0 (Right); Type: QD 000 P41 AA; Serial: 2033
- Measurement SW: DASY52, Version 52.10 (4); SEMCAD X Version 14.6.14 (7483)

Area Scan (81x101x1): Interpolated grid: dx=1.200 mm, dy=1.200 mm
Maximum value of SAR (interpolated) = 1.98 W/kg

Zoom Scan (7x7x7)/Cube 0: Measurement grid: dx=5mm, dy=5mm, dz=5mm
Reference Value = 0 V/m; Power Drift = 0.03 dB
Peak SAR (extrapolated) = 2.80 W/kg
SAR(1 g) = 1.27 W/kg; SAR(10 g) = 0.491 W/kg
Smallest distance from peaks to all points 3 dB below = 6 mm
Ratio of SAR at M2 to SAR at M1 = 49.5%
Maximum value of SAR (measured) = 2.23 W/kg

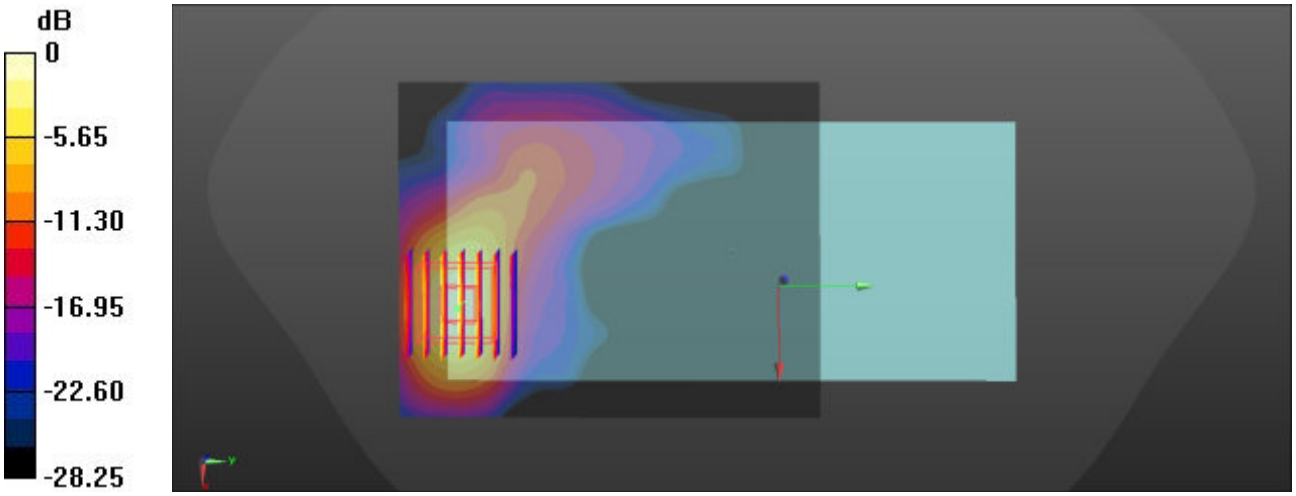

0 dB = 1.98 W/kg = 2.97 dBW/kg

Test Laboratory: Sporton International Inc. SAR/HAC Testing Lab Date: 2024/9/16

42_LTE Band 38_20M_QPSK_1RB_49Offset_Back_5mm_Ch38000

Communication System: UID 0, LTE (0); Frequency: 2595 MHz;Duty Cycle: 1:1.59
Medium: HSL_2600 Medium parameters used: f = 2595 MHz; σ = 1.907 S/m; ε_r = 37.405; ρ = 1000 kg/m^3
Ambient Temperature：23.6 ℃; Liquid Temperature：22.7 ℃

DASY5 Configuration:
- Probe: EX3DV4 - SN7641; ConvF(7.7, 7.61, 7.52); Calibrated: 2024/6/3
- Sensor-Surface: 1.4mm (Mechanical Surface Detection)
- Electronics: DAE4 Sn715; Calibrated: 2024/1/25
- Phantom: Twin-SAM V8.0 (Right); Type: QD 000 P41 AA; Serial: 2033
- Measurement SW: DASY52, Version 52.10 (4); SEMCAD X Version 14.6.14 (7483)

Area Scan (81x101x1): Interpolated grid: dx=1.200 mm, dy=1.200 mm
Maximum value of SAR (interpolated) = 1.82 W/kg

Zoom Scan (7x7x7)/Cube 0: Measurement grid: dx=5mm, dy=5mm, dz=5mm
Reference Value = 0 V/m; Power Drift = -0.08 dB
Peak SAR (extrapolated) = 2.52 W/kg
SAR(1 g) = 1.16 W/kg; SAR(10 g) = 0.447 W/kg
Smallest distance from peaks to all points 3 dB below = 6 mm
Ratio of SAR at M2 to SAR at M1 = 49.8%
Maximum value of SAR (measured) = 2.04 W/kg

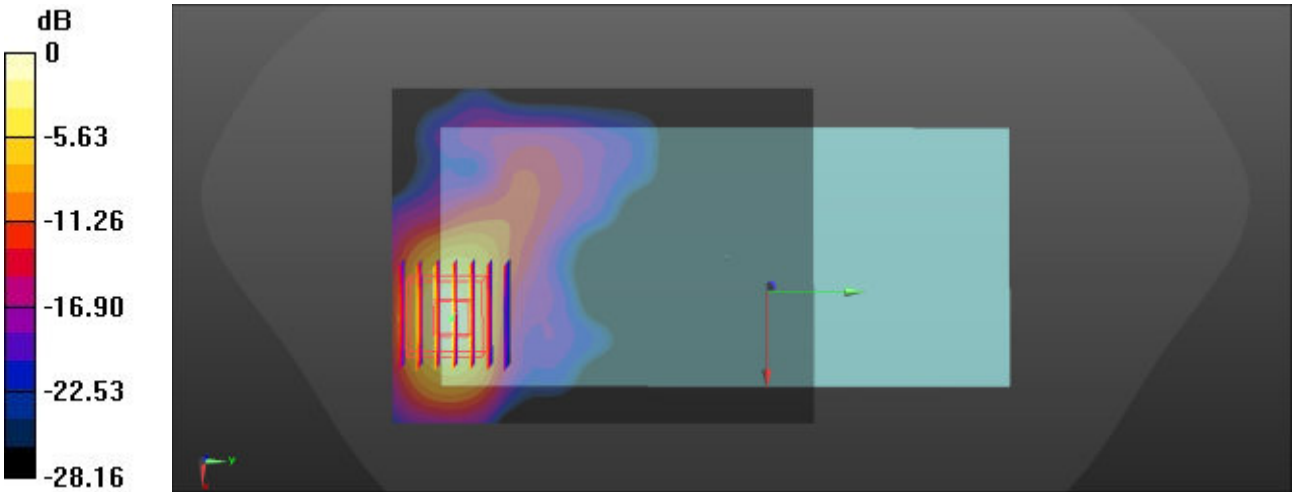

0 dB = 1.82 W/kg = 2.60 dBW/kg

Test Laboratory: Sporton International Inc. SAR/HAC Testing Lab Date: 2024/9/18

43_Bluetooth_DH5 1Mbps_Back_5mm_Ch78

Communication System: UID 0, Bluetooth (0); Frequency: 2480 MHz;Duty Cycle: 1:1.301
Medium: HSL_2450 Medium parameters used: f = 2480 MHz; σ = 1.835 S/m; ε_r = 38.555; ρ = 1000 kg/m^3
Ambient Temperature：23.5 ℃; Liquid Temperature：22.6 ℃

DASY5 Configuration:
- Probe: EX3DV4 - SN7641; ConvF(7.81, 7.71, 7.62); Calibrated: 2024/6/3
- Sensor-Surface: 1.4mm (Mechanical Surface Detection)
- Electronics: DAE4 Sn715; Calibrated: 2024/1/25
- Phantom: Twin-SAM V8.0 (Right); Type: QD 000 P41 AA; Serial: 2033
- Measurement SW: DASY52, Version 52.10 (4); SEMCAD X Version 14.6.14 (7483)

Area Scan (81x101x1): Interpolated grid: dx=1.200 mm, dy=1.200 mm
Maximum value of SAR (interpolated) = 0.190 W/kg

Zoom Scan (7x7x7)/Cube 0: Measurement grid: dx=5mm, dy=5mm, dz=5mm
Reference Value = 0.6480 V/m; Power Drift = -0.06 dB
Peak SAR (extrapolated) = 0.236 W/kg
SAR(1 g) = 0.100 W/kg; SAR(10 g) = 0.044 W/kg
Smallest distance from peaks to all points 3 dB below = 7.1 mm
Ratio of SAR at M2 to SAR at M1 = 45.6%
Maximum value of SAR (measured) = 0.175 W/kg

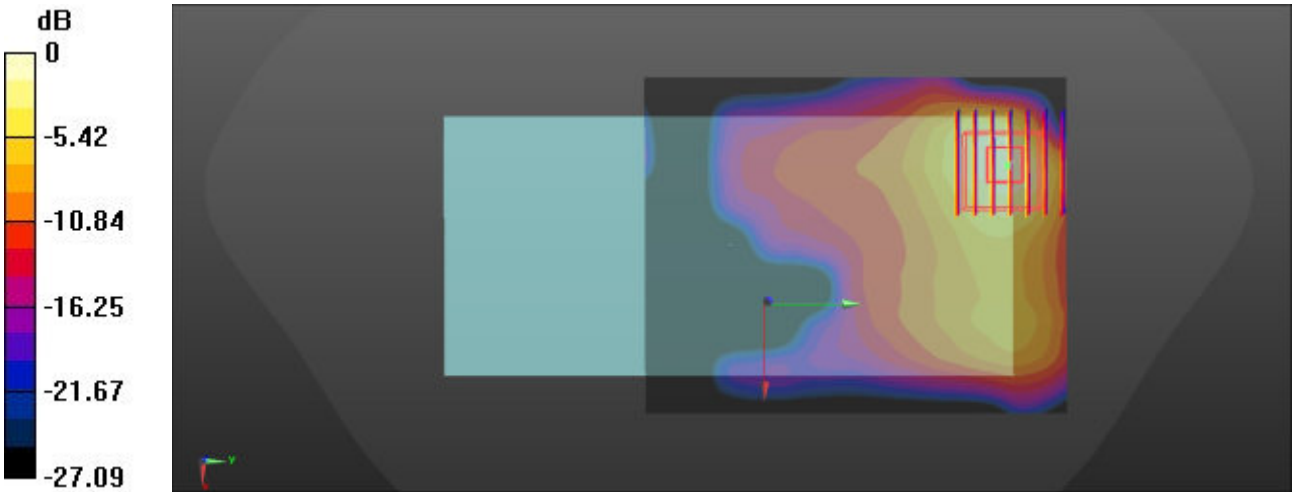

0 dB = 0.175 W/kg = -7.57 dBW/kg

Test Laboratory: Sporton International Inc. SAR/HAC Testing Lab Date: 2024/9/18

44_WLAN2.4GHz_802.11b 1Mbps_Back_5mm_Ch6

Communication System: UID 0, WIFI (0); Frequency: 2437 MHz;Duty Cycle: 1:1
Medium: HSL_2450 Medium parameters used: f = 2437 MHz; σ = 1.805 S/m; ε_r = 38.627; ρ = 1000 kg/m^3
Ambient Temperature：23.5 ℃; Liquid Temperature：22.6 ℃

DASY5 Configuration:
- Probe: EX3DV4 - SN7641; ConvF(7.81, 7.71, 7.62); Calibrated: 2024/6/3
- Sensor-Surface: 1.4mm (Mechanical Surface Detection)
- Electronics: DAE4 Sn715; Calibrated: 2024/1/25
- Phantom: Twin-SAM V8.0 (Right); Type: QD 000 P41 AA; Serial: 2033
- Measurement SW: DASY52, Version 52.10 (4); SEMCAD X Version 14.6.14 (7483)

Area Scan (81x101x1): Interpolated grid: dx=1.200 mm, dy=1.200 mm
Maximum value of SAR (interpolated) = 1.83 W/kg

Zoom Scan (8x7x7)/Cube 0: Measurement grid: dx=5mm, dy=5mm, dz=5mm
Reference Value = 5.631 V/m; Power Drift = 0.13 dB
Peak SAR (extrapolated) = 2.07 W/kg
SAR(1 g) = 0.873 W/kg; SAR(10 g) = 0.388 W/kg
Smallest distance from peaks to all points 3 dB below = 8.1 mm
Ratio of SAR at M2 to SAR at M1 = 40.9%
Maximum value of SAR (measured) = 1.59 W/kg

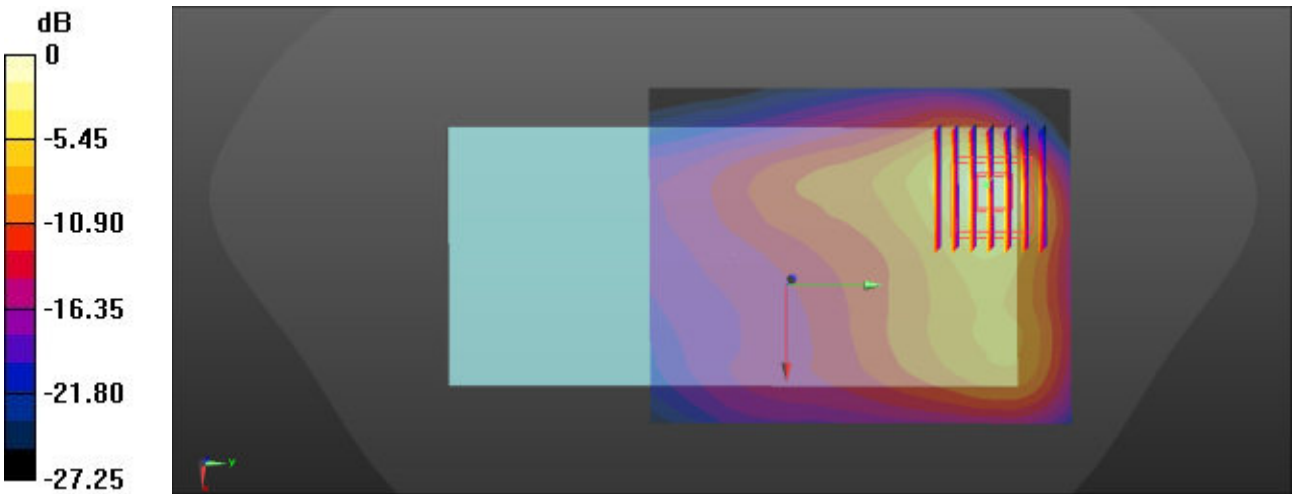

0 dB = 1.83 W/kg = 2.62 dBW/kg

Test Laboratory: Sporton International Inc. SAR/HAC Testing Lab Date: 2024/9/17

45_WLAN5GHz_802.11ac-VHT80 MCS0_Back_5mm_Ch58

Communication System: UID 0, WIFI (0); Frequency: 5290 MHz;Duty Cycle: 1:1
Medium: HSL_5250 Medium parameters used: f = 5290 MHz; σ = 4.547 S/m; ε_r = 34.702; ρ = 1000 kg/m^3
Ambient Temperature：23.7 ℃; Liquid Temperature：22.5 ℃

DASY5 Configuration:
- Probe: EX3DV4 - SN7641; ConvF(6.15, 6.08, 6.01); Calibrated: 2024/6/3
- Sensor-Surface: 1.4mm (Mechanical Surface Detection)
- Electronics: DAE4 Sn715; Calibrated: 2024/1/25
- Phantom: Twin-SAM V8.0 (Right); Type: QD 000 P41 AA; Serial: 2033
- Measurement SW: DASY52, Version 52.10 (4); SEMCAD X Version 14.6.14 (7483)

Area Scan (101x121x1): Interpolated grid: dx=1.000 mm, dy=1.000 mm
Maximum value of SAR (interpolated) = 2.01 W/kg

Zoom Scan (9x9x7)/Cube 0: Measurement grid: dx=4mm, dy=4mm, dz=1.4mm
Reference Value = 0 V/m; Power Drift = 0.02 dB
Peak SAR (extrapolated) = 4.30 W/kg
SAR(1 g) = 0.787 W/kg; SAR(10 g) = 0.247 W/kg
Smallest distance from peaks to all points 3 dB below = 5.1 mm
Ratio of SAR at M2 to SAR at M1 = 61.8%
Maximum value of SAR (measured) = 2.37 W/kg

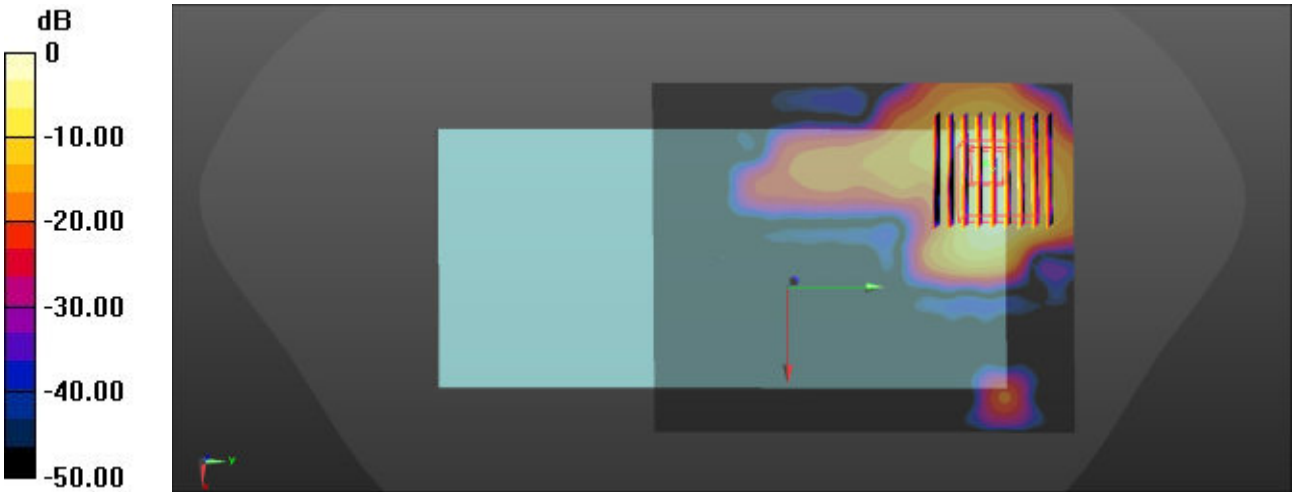

0 dB = 2.01 W/kg = 3.03 dBW/kg

Test Laboratory: Sporton International Inc. SAR/HAC Testing Lab Date: 2024/9/19

46_WLAN5GHz_802.11ac-VHT80 MCS0_Back_5mm_Ch106

Communication System: UID 0, WIFI (0); Frequency: 5530 MHz;Duty Cycle: 1:1
Medium: HSL_5600 Medium parameters used: f = 5530 MHz; σ = 4.775 S/m; ε_r = 34.367; ρ = 1000 kg/m^3
Ambient Temperature：23.7 ℃; Liquid Temperature：22.6 ℃

DASY5 Configuration:
- Probe: EX3DV4 - SN7641; ConvF(5.5, 5.44, 5.37); Calibrated: 2024/6/3
- Sensor-Surface: 1.4mm (Mechanical Surface Detection)
- Electronics: DAE4 Sn715; Calibrated: 2024/1/25
- Phantom: Twin-SAM V8.0 (Right); Type: QD 000 P41 AA; Serial: 2033
- Measurement SW: DASY52, Version 52.10 (4); SEMCAD X Version 14.6.14 (7483)

Area Scan (101x121x1): Interpolated grid: dx=1.000 mm, dy=1.000 mm
Maximum value of SAR (interpolated) = 1.94 W/kg

Zoom Scan (8x8x7)/Cube 0: Measurement grid: dx=4mm, dy=4mm, dz=1.4mm
Reference Value = 0 V/m; Power Drift = -0.07 dB
Peak SAR (extrapolated) = 4.31 W/kg
SAR(1 g) = 0.723 W/kg; SAR(10 g) = 0.219 W/kg
Smallest distance from peaks to all points 3 dB below = 5.4 mm
Ratio of SAR at M2 to SAR at M1 = 60.1%
Maximum value of SAR (measured) = 2.18 W/kg

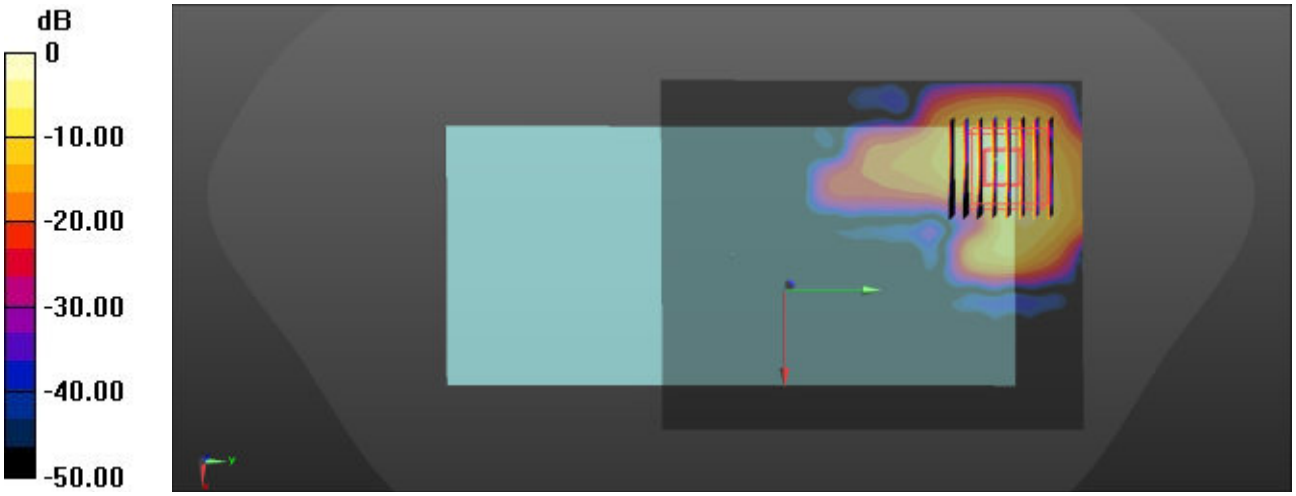

0 dB = 1.94 W/kg = 2.88 dBW/kg

Test Laboratory: Sporton International Inc. SAR/HAC Testing Lab Date: 2024/9/20

47_WLAN5GHz_802.11ac-VHT80 MCS0_Back_5mm_Ch155

Communication System: UID 0, WIFI (0); Frequency: 5775 MHz;Duty Cycle: 1:1
Medium: HSL_5750 Medium parameters used: f = 5775 MHz; σ = 5.024 S/m; ε_r = 34.034; ρ = 1000 kg/m^3
Ambient Temperature：23.3 ℃; Liquid Temperature：22.7 ℃

DASY5 Configuration:
- Probe: EX3DV4 - SN7641; ConvF(5.47, 5.41, 5.34); Calibrated: 2024/6/3
- Sensor-Surface: 1.4mm (Mechanical Surface Detection)
- Electronics: DAE4 Sn715; Calibrated: 2024/1/25
- Phantom: Twin-SAM V8.0 (Right); Type: QD 000 P41 AA; Serial: 2033
- Measurement SW: DASY52, Version 52.10 (4); SEMCAD X Version 14.6.14 (7483)

Area Scan (101x121x1): Interpolated grid: dx=1.000 mm, dy=1.000 mm
Maximum value of SAR (interpolated) = 2.07 W/kg

Zoom Scan (9x9x7)/Cube 0: Measurement grid: dx=4mm, dy=4mm, dz=1.4mm
Reference Value = 0 V/m; Power Drift = 0.12 dB
Peak SAR (extrapolated) = 4.81 W/kg
SAR(1 g) = 0.744 W/kg; SAR(10 g) = 0.233 W/kg
Smallest distance from peaks to all points 3 dB below = 5.4 mm
Ratio of SAR at M2 to SAR at M1 = 58.3%
Maximum value of SAR (measured) = 2.34 W/kg

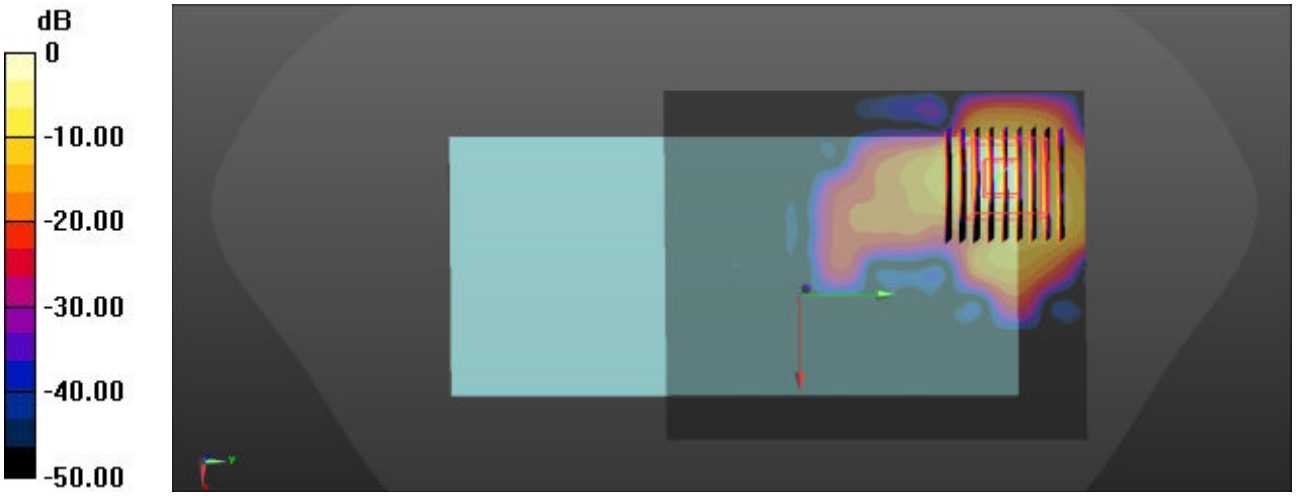

0 dB = 2.07 W/kg = 3.16 dBW/kg

Test Laboratory: Sporton International Inc. SAR/HAC Testing Lab Date: 2024/9/14

48_GSM850_GPRS 2 TX Slot_Back_0mm_Ch189

Communication System: UID 0, GPRS/EDGE10 (0); Frequency: 836.4 MHz;Duty Cycle: 1:4.15
Medium: HSL_835 Medium parameters used: f = 836.4 MHz; σ = 0.944 S/m; ε_r = 43.295; ρ = 1000 kg/m^3
Ambient Temperature：23.8 ℃; Liquid Temperature：22.3 ℃

DASY5 Configuration:
- Probe: EX3DV4 - SN7641; ConvF(10.19, 10.07, 9.95); Calibrated: 2024/6/3
- Sensor-Surface: 1.4mm (Mechanical Surface Detection)
- Electronics: DAE4 Sn715; Calibrated: 2024/1/25
- Phantom: Twin-SAM V8.0 (Right); Type: QD 000 P41 AA; Serial: 2033
- Measurement SW: DASY52, Version 52.10 (4); SEMCAD X Version 14.6.14 (7483)

Area Scan (71x131x1): Interpolated grid: dx=1.500 mm, dy=1.500 mm
Maximum value of SAR (interpolated) = 3.74 W/kg

Zoom Scan (5x5x7)/Cube 0: Measurement grid: dx=8mm, dy=8mm, dz=5mm
Reference Value = 14.57 V/m; Power Drift = 0.06 dB
Peak SAR (extrapolated) = 7.68 W/kg
SAR(1 g) = 2.55 W/kg; SAR(10 g) = 1.45 W/kg
Smallest distance from peaks to all points 3 dB below = 8.4 mm
Ratio of SAR at M2 to SAR at M1 = 32%
Maximum value of SAR (measured) = 4.98 W/kg

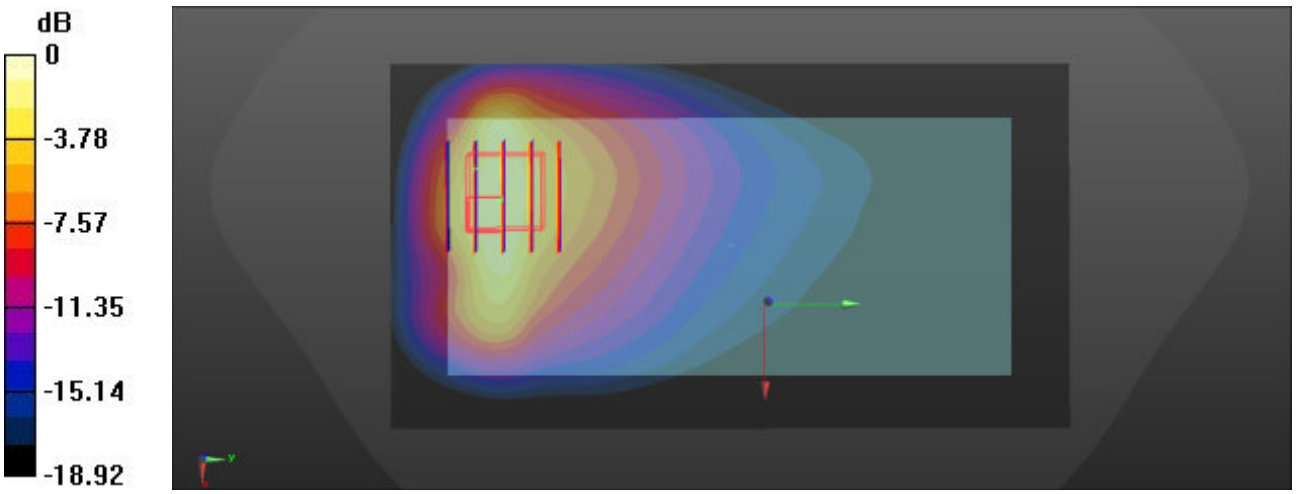

0 dB = 4.98 W/kg = 6.97 dBW/kg

Test Laboratory: Sporton International Inc. SAR/HAC Testing Lab Date: 2024/9/14

49_WCDMA V_RMC 12.2Kbps_Back_0mm_Ch4182

Communication System: UID 0, UMTS (0); Frequency: 836.4 MHz;Duty Cycle: 1:1
Medium: HSL_835 Medium parameters used: f = 836.4 MHz; σ = 0.944 S/m; ε_r = 43.295; ρ = 1000 kg/m^3
Ambient Temperature：23.8 ℃; Liquid Temperature：22.3 ℃

DASY5 Configuration:
- Probe: EX3DV4 - SN7641; ConvF(10.19, 10.07, 9.95); Calibrated: 2024/6/3
- Sensor-Surface: 1.4mm (Mechanical Surface Detection)
- Electronics: DAE4 Sn715; Calibrated: 2024/1/25
- Phantom: Twin-SAM V8.0 (Right); Type: QD 000 P41 AA; Serial: 2033
- Measurement SW: DASY52, Version 52.10 (4); SEMCAD X Version 14.6.14 (7483)

Area Scan (71x131x1): Interpolated grid: dx=1.500 mm, dy=1.500 mm
Maximum value of SAR (interpolated) = 3.65 W/kg

Zoom Scan (6x5x7)/Cube 0: Measurement grid: dx=8mm, dy=8mm, dz=5mm
Reference Value = 13.69 V/m; Power Drift = 0.07 dB
Peak SAR (extrapolated) = 7.08 W/kg
SAR(1 g) = 2.35 W/kg; SAR(10 g) = 1.31 W/kg
Smallest distance from peaks to all points 3 dB below = 8.4 mm
Ratio of SAR at M2 to SAR at M1 = 39.7%
Maximum value of SAR (measured) = 4.98 W/kg

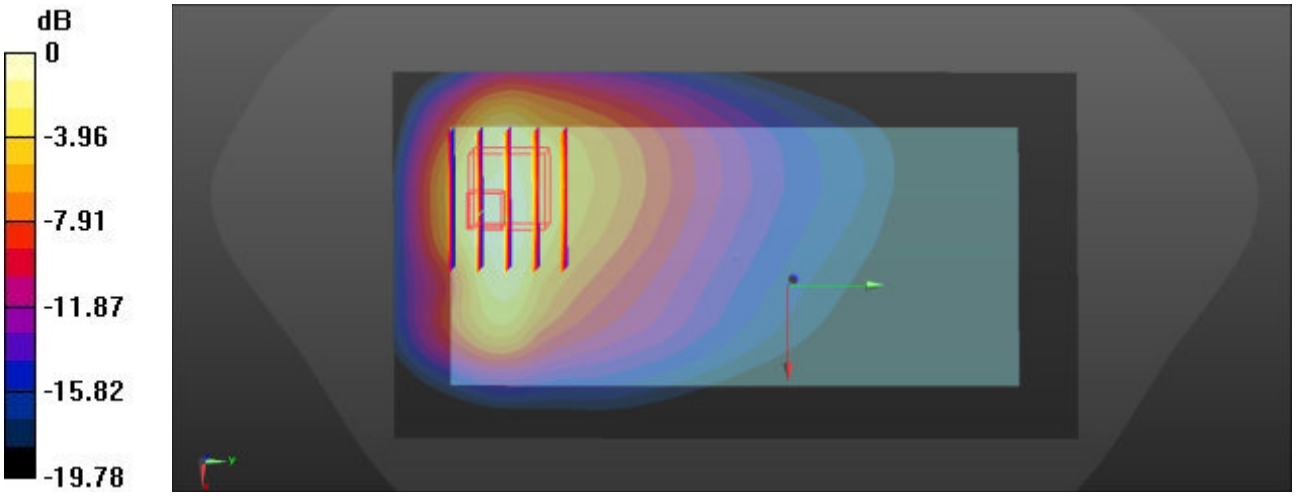

0 dB = 3.65 W/kg = 5.62 dBW/kg

Test Laboratory: Sporton International Inc. SAR/HAC Testing Lab Date: 2024/10/10

50_LTE Band 26_15M_QPSK_1RB_37Offset_Back_0mm_Ch26865

Communication System: UID 0, LTE (0); Frequency: 831.5 MHz;Duty Cycle: 1:1
Medium: HSL_835 Medium parameters used: f = 831.5 MHz; σ = 0.942 S/m; ε_r = 43.31; ρ = 1000 kg/m^3
Ambient Temperature：23.5 ℃; Liquid Temperature：22.8 ℃

DASY5 Configuration:
- Probe: EX3DV4 - SN7641; ConvF(10.19, 10.07, 9.95); Calibrated: 2024/6/3
- Sensor-Surface: 1.4mm (Mechanical Surface Detection)
- Electronics: DAE4 Sn715; Calibrated: 2024/1/25
- Phantom: Twin-SAM V8.0 (Right); Type: QD 000 P41 AA; Serial: 2033
- Measurement SW: DASY52, Version 52.10 (4); SEMCAD X Version 14.6.14 (7483)

Area Scan (71x131x1): Interpolated grid: dx=1.500 mm, dy=1.500 mm
Maximum value of SAR (interpolated) = 5.01 W/kg

Zoom Scan (6x6x7)/Cube 0: Measurement grid: dx=8mm, dy=8mm, dz=5mm
Reference Value = 16.77 V/m; Power Drift = -0.06 dB
Peak SAR (extrapolated) = 5.35 W/kg
SAR(1 g) = 2.57 W/kg; SAR(10 g) = 1.47 W/kg
Smallest distance from peaks to all points 3 dB below = 8 mm
Ratio of SAR at M2 to SAR at M1 = 49.8%
Maximum value of SAR (measured) = 3.81 W/kg

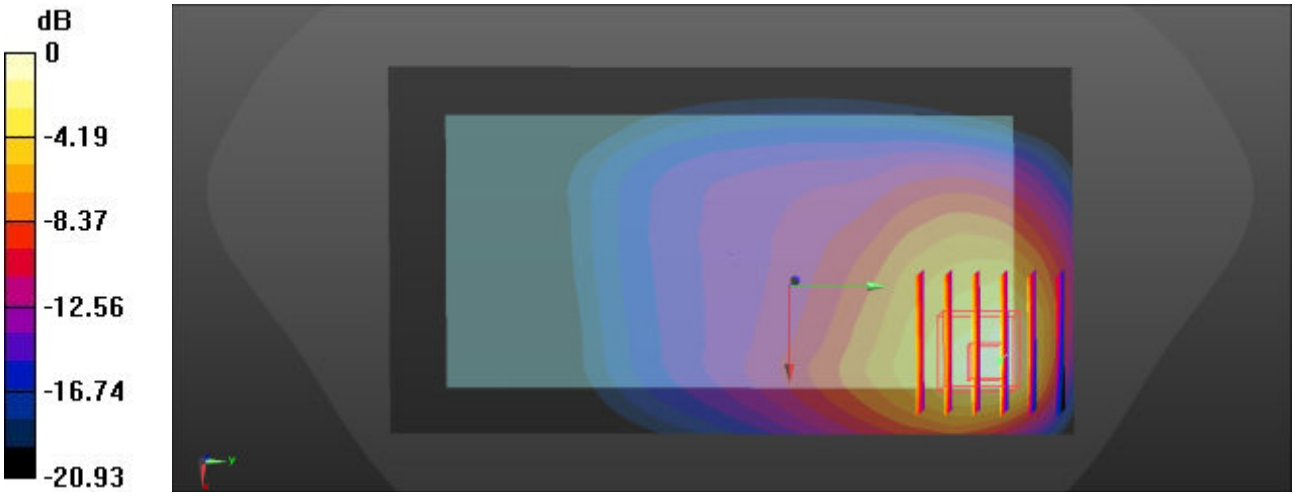

0 dB = 5.01 W/kg = 7.00 dBW/kg

Test Laboratory: Sporton International Inc. SAR/HAC Testing Lab Date: 2024/9/17

51_WCDMA IV_RMC 12.2Kbps_Bottom Side_0mm_Ch1312

Communication System: UID 0, UMTS (0); Frequency: 1712.4 MHz;Duty Cycle: 1:1
Medium: HSL_1750 Medium parameters used: f = 1712.4 MHz; σ = 1.339 S/m; ε_r = 39.038; ρ = 1000 kg/m^3
Ambient Temperature：23.6 ℃; Liquid Temperature：22.6 ℃

DASY5 Configuration:
- Probe: EX3DV4 - SN7641; ConvF(8.74, 8.64, 8.54); Calibrated: 2024/6/3
- Sensor-Surface: 1.4mm (Mechanical Surface Detection)
- Electronics: DAE4 Sn715; Calibrated: 2024/1/25
- Phantom: Twin-SAM V8.0 (Right); Type: QD 000 P41 AA; Serial: 2033
- Measurement SW: DASY52, Version 52.10 (4); SEMCAD X Version 14.6.14 (7483)

Area Scan (41x81x1): Interpolated grid: dx=1.500 mm, dy=1.500 mm
Maximum value of SAR (interpolated) = 10.6 W/kg

Zoom Scan (5x5x7)/Cube 0: Measurement grid: dx=8mm, dy=8mm, dz=5mm
Reference Value = 89.41 V/m; Power Drift = 0.12 dB
Peak SAR (extrapolated) = 13.7 W/kg
SAR(1 g) = 5.94 W/kg; SAR(10 g) = 2.69 W/kg
Smallest distance from peaks to all points 3 dB below = 8.8 mm
Ratio of SAR at M2 to SAR at M1 = 40%
Maximum value of SAR (measured) = 11.2 W/kg

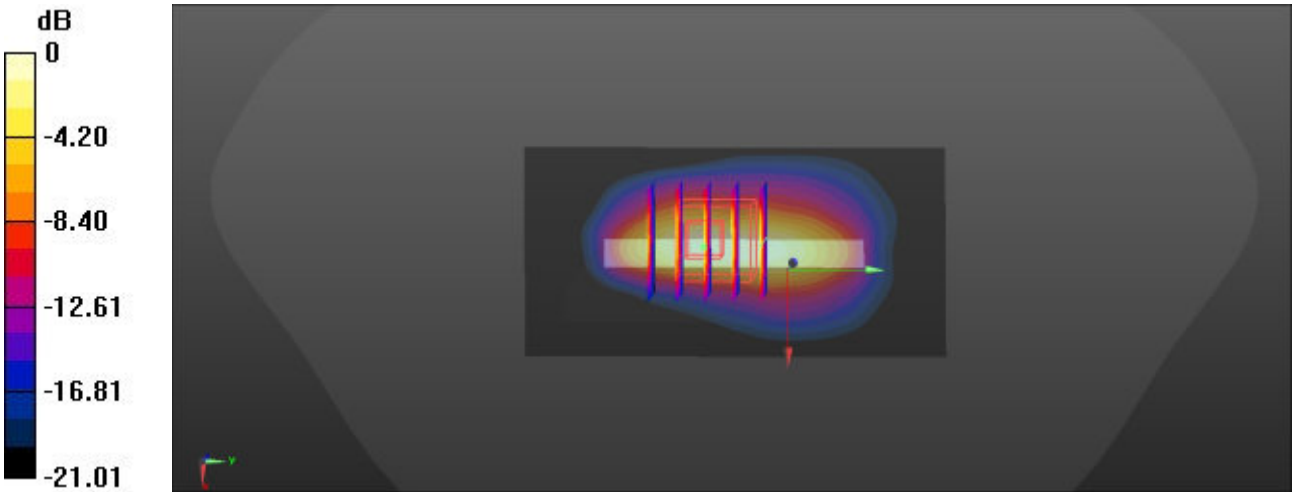

0 dB = 10.6 W/kg = 10.25 dBW/kg

Test Laboratory: Sporton International Inc. SAR/HAC Testing Lab Date: 2024/9/17

52_LTE Band 66_20M_QPSK_1RB_49Offset_Bottom Side_0mm_Ch132072

Communication System: UID 0, LTE (0); Frequency: 1720 MHz;Duty Cycle: 1:1
Medium: HSL_1750 Medium parameters used: f = 1720 MHz; σ = 1.345 S/m; ε_r = 39.026; ρ = 1000 kg/m^3
Ambient Temperature：23.6 ℃; Liquid Temperature：22.6 ℃

DASY5 Configuration:
- Probe: EX3DV4 - SN7641; ConvF(8.74, 8.64, 8.54); Calibrated: 2024/6/3
- Sensor-Surface: 1.4mm (Mechanical Surface Detection)
- Electronics: DAE4 Sn715; Calibrated: 2024/1/25
- Phantom: Twin-SAM V8.0 (Right); Type: QD 000 P41 AA; Serial: 2033
- Measurement SW: DASY52, Version 52.10 (4); SEMCAD X Version 14.6.14 (7483)

Area Scan (41x81x1): Interpolated grid: dx=1.500 mm, dy=1.500 mm
Maximum value of SAR (interpolated) = 11.1 W/kg

Zoom Scan (5x5x7)/Cube 0: Measurement grid: dx=8mm, dy=8mm, dz=5mm
Reference Value = 85.17 V/m; Power Drift = -0.12 dB
Peak SAR (extrapolated) = 13.9 W/kg
SAR(1 g) = 6.34 W/kg; SAR(10 g) = 2.86 W/kg
Smallest distance from peaks to all points 3 dB below = 8.4 mm
Ratio of SAR at M2 to SAR at M1 = 43.9%
Maximum value of SAR (measured) = 11.4 W/kg



0 dB = 11.1 W/kg = 10.45 dBW/kg

Test Laboratory: Sporton International Inc. SAR/HAC Testing Lab Date: 2024/9/15

53_GSM1900_GPRS 2 TX Slot_Bottom Side_0mm_Ch512

Communication System: UID 0, GPRS/EDGE10 (0); Frequency: 1850.2 MHz;Duty Cycle: 1:4.15
Medium: HSL_1900 Medium parameters used: f = 1850.2 MHz; σ = 1.406 S/m; ε_r = 40.698; ρ = 1000 kg/m^3
Ambient Temperature：23.5 ℃; Liquid Temperature：22.5 ℃

DASY5 Configuration:
- Probe: EX3DV4 - SN7641; ConvF(8.33, 8.23, 8.13); Calibrated: 2024/6/3
- Sensor-Surface: 1.4mm (Mechanical Surface Detection)
- Electronics: DAE4 Sn715; Calibrated: 2024/1/25
- Phantom: Twin-SAM V8.0 (Right); Type: QD 000 P41 AA; Serial: 2033
- Measurement SW: DASY52, Version 52.10 (4); SEMCAD X Version 14.6.14 (7483)

Area Scan (41x81x1): Interpolated grid: dx=1.500 mm, dy=1.500 mm
Maximum value of SAR (interpolated) = 6.98 W/kg

Zoom Scan (6x6x7)/Cube 0: Measurement grid: dx=8mm, dy=8mm, dz=5mm
Reference Value = 68.93 V/m; Power Drift = -0.06 dB
Peak SAR (extrapolated) = 10.0 W/kg
SAR(1 g) = 4.44 W/kg; SAR(10 g) = 2.07 W/kg
Smallest distance from peaks to all points 3 dB below = 8.8 mm
Ratio of SAR at M2 to SAR at M1 = 42%
Maximum value of SAR (measured) = 8.59 W/kg



0 dB = 6.98 W/kg = 8.44 dBW/kg

Test Laboratory: Sporton International Inc. SAR/HAC Testing Lab Date: 2024/9/15

54_WCDMA II_RMC 12.2Kbps_Bottom Side_0mm_Ch9262

Communication System: UID 0, UMTS (0); Frequency: 1852.4 MHz;Duty Cycle: 1:1
Medium: HSL_1900 Medium parameters used: f = 1852.4 MHz; σ = 1.407 S/m; ε_r = 40.693; ρ = 1000 kg/m^3
Ambient Temperature：23.5 ℃; Liquid Temperature：22.5 ℃

DASY5 Configuration:
- Probe: EX3DV4 - SN7641; ConvF(8.33, 8.23, 8.13); Calibrated: 2024/6/3
- Sensor-Surface: 1.4mm (Mechanical Surface Detection)
- Electronics: DAE4 Sn715; Calibrated: 2024/1/25
- Phantom: Twin-SAM V8.0 (Right); Type: QD 000 P41 AA; Serial: 2033
- Measurement SW: DASY52, Version 52.10 (4); SEMCAD X Version 14.6.14 (7483)

Area Scan (41x81x1): Interpolated grid: dx=1.500 mm, dy=1.500 mm
Maximum value of SAR (interpolated) = 11.3 W/kg

Zoom Scan (5x5x7)/Cube 0: Measurement grid: dx=8mm, dy=8mm, dz=5mm
Reference Value = 92.27 V/m; Power Drift = 0.14 dB
Peak SAR (extrapolated) = 16.2 W/kg
SAR(1 g) = 6.33 W/kg; SAR(10 g) = 2.85 W/kg
Smallest distance from peaks to all points 3 dB below = 8.8 mm
Ratio of SAR at M2 to SAR at M1 = 38.4%
Maximum value of SAR (measured) = 13.3 W/kg



0 dB = 11.3 W/kg = 10.53 dBW/kg

Test Laboratory: Sporton International Inc. SAR/HAC Testing Lab Date: 2024/9/15

55_LTE Band 2_20M_QPSK_1RB_49Offset_Bottom Side_0mm_Ch18700

Communication System: UID 0, LTE (0); Frequency: 1860 MHz;Duty Cycle: 1:1
Medium: HSL_1900 Medium parameters used: f = 1860 MHz; σ = 1.411 S/m; ε_r = 40.68; ρ = 1000 kg/m^3
Ambient Temperature：23.5 ℃; Liquid Temperature：22.5 ℃

DASY5 Configuration:
- Probe: EX3DV4 - SN7641; ConvF(8.33, 8.23, 8.13); Calibrated: 2024/6/3
- Sensor-Surface: 1.4mm (Mechanical Surface Detection)
- Electronics: DAE4 Sn715; Calibrated: 2024/1/25
- Phantom: Twin-SAM V8.0 (Right); Type: QD 000 P41 AA; Serial: 2033
- Measurement SW: DASY52, Version 52.10 (4); SEMCAD X Version 14.6.14 (7483)

Area Scan (41x81x1): Interpolated grid: dx=1.500 mm, dy=1.500 mm
Maximum value of SAR (interpolated) = 13.0 W/kg

Zoom Scan (6x6x7)/Cube 0: Measurement grid: dx=8mm, dy=8mm, dz=5mm
Reference Value = 97.61 V/m; Power Drift = -0.02 dB
Peak SAR (extrapolated) = 16.6 W/kg
SAR(1 g) = 6.54 W/kg; SAR(10 g) = 2.93 W/kg
Smallest distance from peaks to all points 3 dB below = 8.8 mm
Ratio of SAR at M2 to SAR at M1 = 38.2%
Maximum value of SAR (measured) = 13.9 W/kg

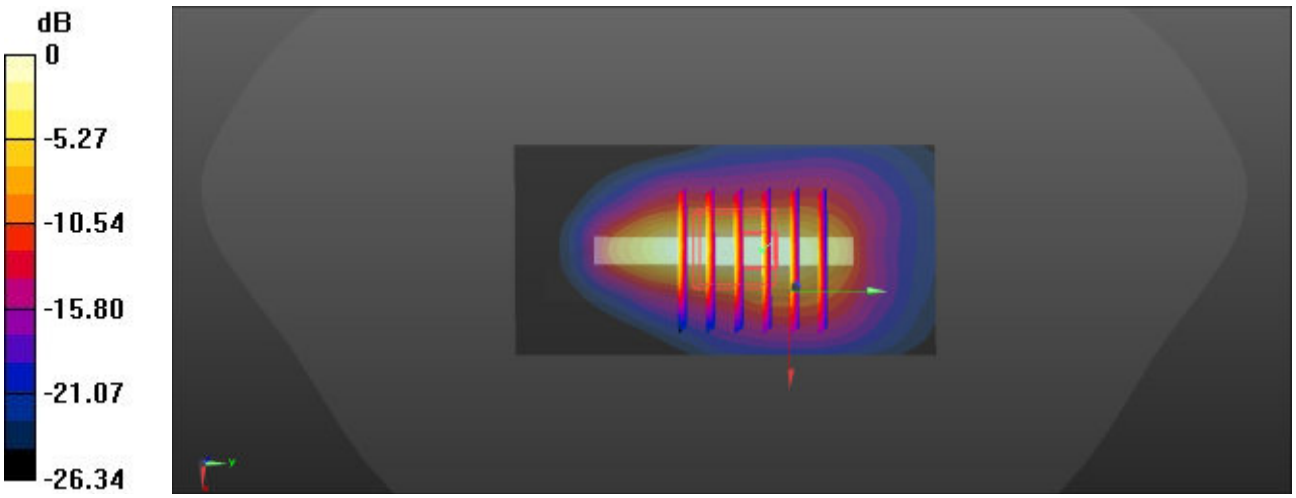

0 dB = 13.0 W/kg = 11.14 dBW/kg

Test Laboratory: Sporton International Inc. SAR/HAC Testing Lab Date: 2024/9/16

56_LTE Band 7_20M_QPSK_1RB_49Offset_Back_0mm_Ch20850

Communication System: UID 0, LTE (0); Frequency: 2510 MHz;Duty Cycle: 1:1
Medium: HSL_2600 Medium parameters used: f = 2510 MHz; σ = 1.843 S/m; ε_r = 37.541; ρ = 1000 kg/m^3
Ambient Temperature：23.6 ℃; Liquid Temperature：22.7 ℃

DASY5 Configuration:
- Probe: EX3DV4 - SN7641; ConvF(7.7, 7.61, 7.52); Calibrated: 2024/6/3
- Sensor-Surface: 1.4mm (Mechanical Surface Detection)
- Electronics: DAE4 Sn715; Calibrated: 2024/1/25
- Phantom: Twin-SAM V8.0 (Right); Type: QD 000 P41 AA; Serial: 2033
- Measurement SW: DASY52, Version 52.10 (4); SEMCAD X Version 14.6.14 (7483)

Area Scan (81x101x1): Interpolated grid: dx=1.200 mm, dy=1.200 mm
Maximum value of SAR (interpolated) = 12.3 W/kg

Zoom Scan (7x7x7)/Cube 0: Measurement grid: dx=5mm, dy=5mm, dz=5mm
Reference Value = 0 V/m; Power Drift = 0.07 dB
Peak SAR (extrapolated) = 23.5 W/kg
SAR(1 g) = 8.6 W/kg; SAR(10 g) = 2.91 W/kg
Smallest distance from peaks to all points 3 dB below = 6 mm
Ratio of SAR at M2 to SAR at M1 = 46.1%
Maximum value of SAR (measured) = 15.5 W/kg

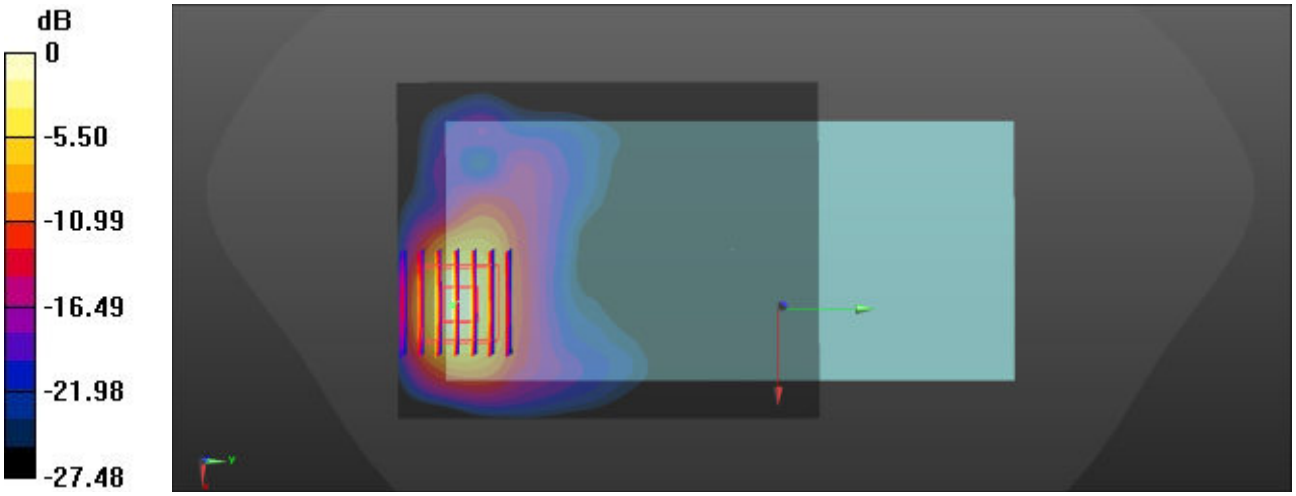

0 dB = 12.3 W/kg = 10.90 dBW/kg

Test Laboratory: Sporton International Inc. SAR/HAC Testing Lab Date: 2024/9/16

57_LTE Band 38_20M_QPSK_1RB_49Offset_Back_0mm_Ch38000

Communication System: UID 0, LTE (0); Frequency: 2595 MHz;Duty Cycle: 1:1.59
Medium: HSL_2600 Medium parameters used: f = 2595 MHz; σ = 1.907 S/m; ε_r = 37.405; ρ = 1000 kg/m^3
Ambient Temperature：23.6 ℃; Liquid Temperature：22.7 ℃

DASY5 Configuration:
- Probe: EX3DV4 - SN7641; ConvF(7.7, 7.61, 7.52); Calibrated: 2024/6/3
- Sensor-Surface: 1.4mm (Mechanical Surface Detection)
- Electronics: DAE4 Sn715; Calibrated: 2024/1/25
- Phantom: Twin-SAM V8.0 (Right); Type: QD 000 P41 AA; Serial: 2033
- Measurement SW: DASY52, Version 52.10 (4); SEMCAD X Version 14.6.14 (7483)

Area Scan (81x101x1): Interpolated grid: dx=1.200 mm, dy=1.200 mm
Maximum value of SAR (interpolated) = 7.82 W/kg

Zoom Scan (7x7x7)/Cube 0: Measurement grid: dx=5mm, dy=5mm, dz=5mm
Reference Value = 3.312 V/m; Power Drift = 0.09 dB
Peak SAR (extrapolated) = 14.1 W/kg
SAR(1 g) = 5.24 W/kg; SAR(10 g) = 2.26 W/kg
Smallest distance from peaks to all points 3 dB below = 6 mm
Ratio of SAR at M2 to SAR at M1 = 40.8%
Maximum value of SAR (measured) = 9.70 W/kg

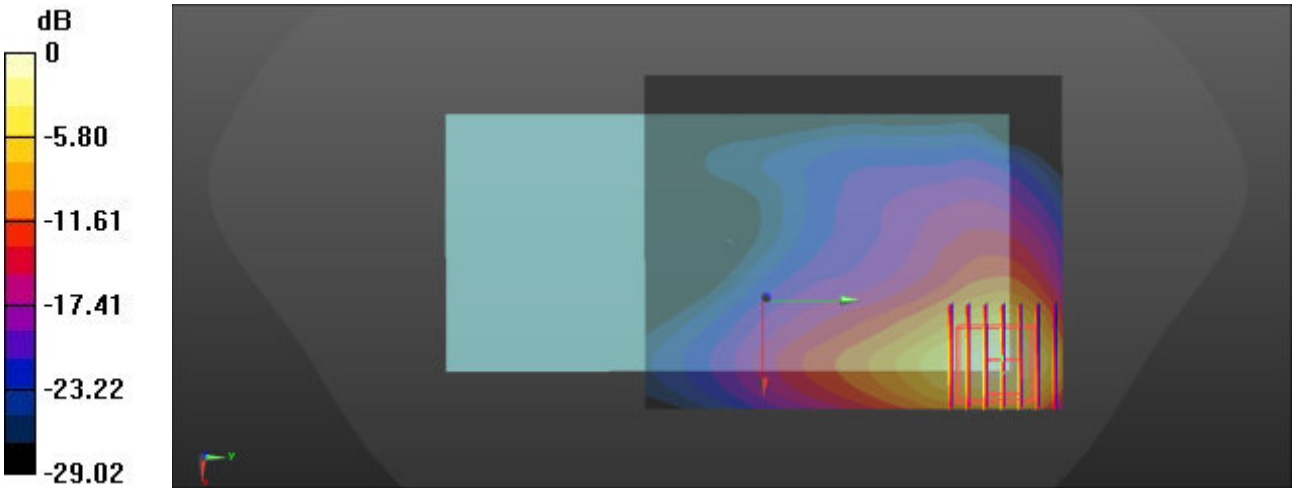

0 dB = 9.70 W/kg = 9.87 dBW/kg

Test Laboratory: Sporton International Inc. SAR/HAC Testing Lab Date: 2024/9/18

58_WLAN2.4GHz_802.11b 1Mbps_Back_0mm_Ch6

Communication System: UID 0, WIFI (0); Frequency: 2437 MHz;Duty Cycle: 1:1
Medium: HSL_2450 Medium parameters used: f = 2437 MHz; σ = 1.805 S/m; ε_r = 38.627; ρ = 1000 kg/m^3
Ambient Temperature：23.5 ℃; Liquid Temperature：22.6 ℃

DASY5 Configuration:
- Probe: EX3DV4 - SN7641; ConvF(7.81, 7.71, 7.62); Calibrated: 2024/6/3
- Sensor-Surface: 1.4mm (Mechanical Surface Detection)
- Electronics: DAE4 Sn715; Calibrated: 2024/1/25
- Phantom: Twin-SAM V8.0 (Right); Type: QD 000 P41 AA; Serial: 2033
- Measurement SW: DASY52, Version 52.10 (4); SEMCAD X Version 14.6.14 (7483)

Area Scan (81x101x1): Interpolated grid: dx=1.200 mm, dy=1.200 mm
Maximum value of SAR (interpolated) = 4.93 W/kg

Zoom Scan (8x7x7)/Cube 0: Measurement grid: dx=5mm, dy=5mm, dz=5mm
Reference Value = 7.646 V/m; Power Drift = -0.07 dB
Peak SAR (extrapolated) = 6.49 W/kg
SAR(1 g) = 2.62 W/kg; SAR(10 g) = 1.22 W/kg
Smallest distance from peaks to all points 3 dB below = 6.7 mm
Ratio of SAR at M2 to SAR at M1 = 34.8%
Maximum value of SAR (measured) = 4.58 W/kg

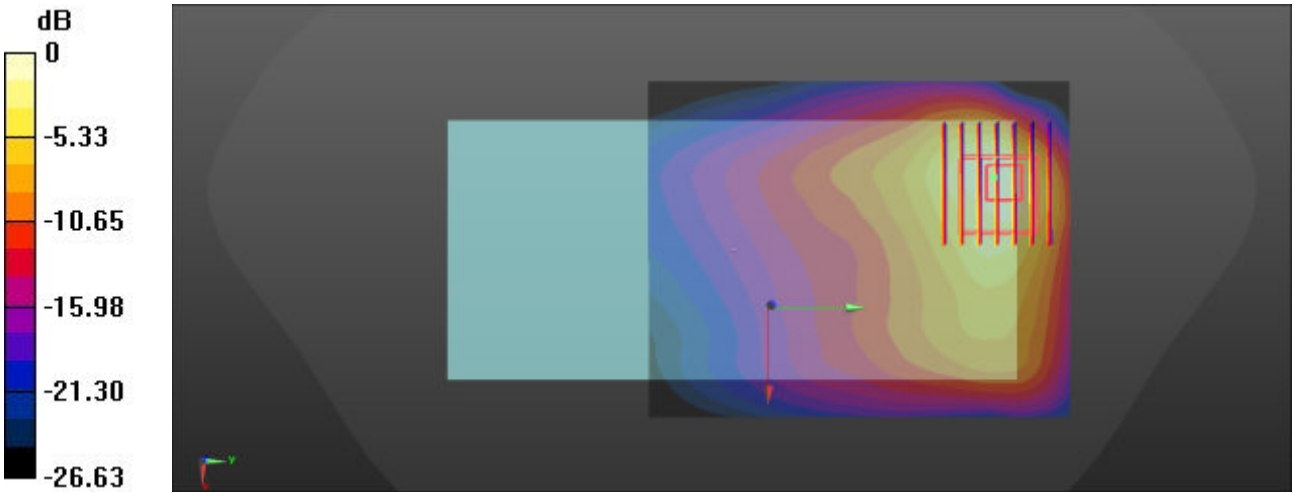

0 dB = 4.58 W/kg = 6.61 dBW/kg

Test Laboratory: Sporton International Inc. SAR/HAC Testing Lab Date: 2024/9/17

59_WLAN5GHz_802.11n-HT40 MCS0_Right Side_0mm_Ch46

Communication System: UID 0, WIFI (0); Frequency: 5230 MHz;Duty Cycle: 1:1
Medium: HSL_5250 Medium parameters used: f = 5230 MHz; σ = 4.489 S/m; ε_r = 34.807; ρ = 1000 kg/m^3
Ambient Temperature：23.7 ℃; Liquid Temperature：22.5 ℃

DASY5 Configuration:
- Probe: EX3DV4 - SN7641; ConvF(6.15, 6.08, 6.01); Calibrated: 2024/6/3
- Sensor-Surface: 1.4mm (Mechanical Surface Detection)
- Electronics: DAE4 Sn715; Calibrated: 2024/1/25
- Phantom: Twin-SAM V8.0 (Right); Type: QD 000 P41 AA; Serial: 2033
- Measurement SW: DASY52, Version 52.10 (4); SEMCAD X Version 14.6.14 (7483)

Area Scan (61x191x1): Interpolated grid: dx=1.000 mm, dy=1.000 mm
Maximum value of SAR (interpolated) = 41.6 W/kg

Zoom Scan (8x8x7)/Cube 0: Measurement grid: dx=4mm, dy=4mm, dz=1.4mm
Reference Value = 7.293 V/m; Power Drift = 0.05 dB
Peak SAR (extrapolated) = 89.9 W/kg
SAR(1 g) = 10.5 W/kg; SAR(10 g) = 1.83 W/kg
Smallest distance from peaks to all points 3 dB below = 4.2 mm
Ratio of SAR at M2 to SAR at M1 = 54.9%
Maximum value of SAR (measured) = 29.2 W/kg

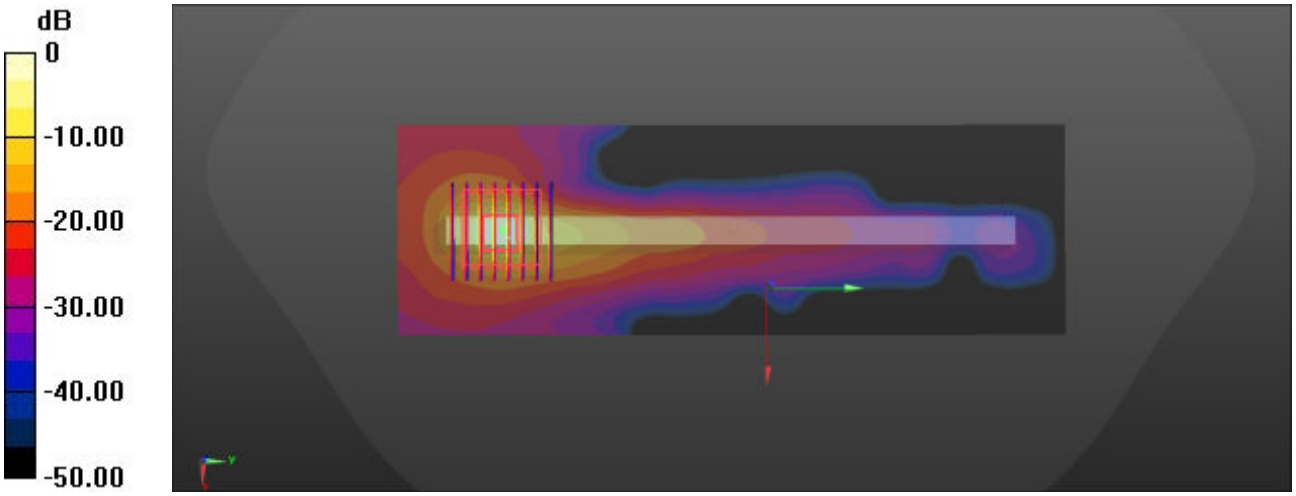

0 dB = 29.2 W/kg = 14.65 dBW/kg

Test Laboratory: Sporton International Inc. SAR/HAC Testing Lab Date: 2024/9/17

60_WLAN5GHz_802.11n-HT40 MCS0_Right Side_0mm_Ch54

Communication System: UID 0, WIFI (0); Frequency: 5270 MHz;Duty Cycle: 1:1
Medium: HSL_5250 Medium parameters used: f = 5270 MHz; σ = 4.529 S/m; ε_r = 34.734; ρ = 1000 kg/m^3
Ambient Temperature：23.7 ℃; Liquid Temperature：22.5 ℃

DASY5 Configuration:
- Probe: EX3DV4 - SN7641; ConvF(6.15, 6.08, 6.01); Calibrated: 2024/6/3
- Sensor-Surface: 1.4mm (Mechanical Surface Detection)
- Electronics: DAE4 Sn715; Calibrated: 2024/1/25
- Phantom: Twin-SAM V8.0 (Right); Type: QD 000 P41 AA; Serial: 2033
- Measurement SW: DASY52, Version 52.10 (4); SEMCAD X Version 14.6.14 (7483)

Area Scan (61x191x1): Interpolated grid: dx=1.000 mm, dy=1.000 mm
Maximum value of SAR (interpolated) = 20.1 W/kg

Zoom Scan (8x8x7)/Cube 0: Measurement grid: dx=4mm, dy=4mm, dz=1.4mm
Reference Value = 9.181 V/m; Power Drift = -0.03 dB
Peak SAR (extrapolated) = 97.0 W/kg
SAR(1 g) = 8.93 W/kg; SAR(10 g) = 1.95 W/kg
Smallest distance from peaks to all points 3 dB below = 5 mm
Ratio of SAR at M2 to SAR at M1 = 58%
Maximum value of SAR (measured) = 42.6 W/kg

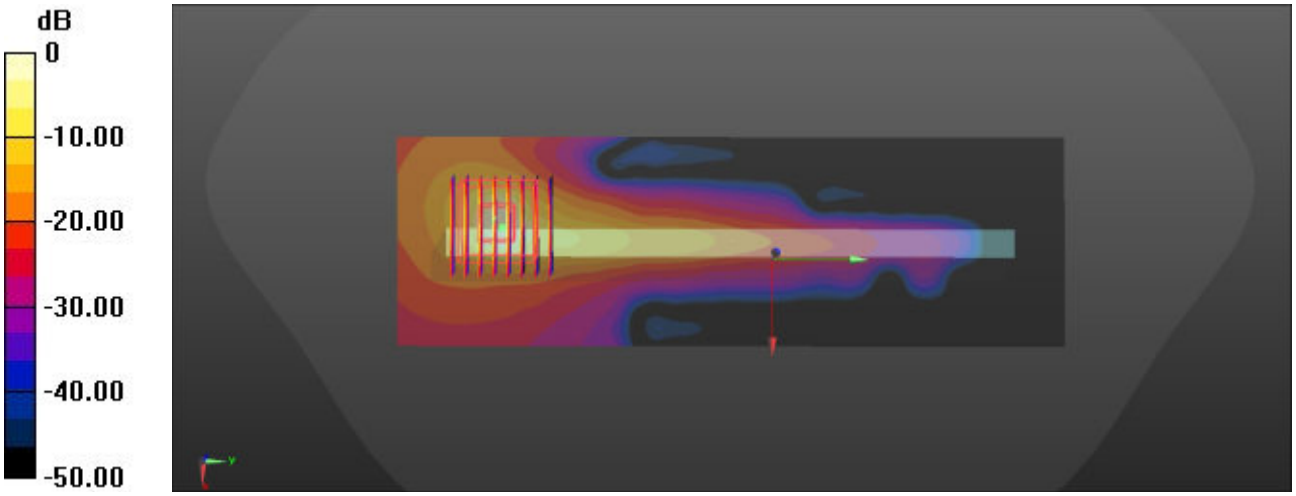

0 dB = 20.1 W/kg = 13.03 dBW/kg

Test Laboratory: Sporton International Inc. SAR/HAC Testing Lab Date: 2024/9/19

61_WLAN5GHz_802.11ac-VHT80 MCS0_Right Side_0mm_Ch106

Communication System: UID 0, WIFI (0); Frequency: 5530 MHz;Duty Cycle: 1:1
Medium: HSL_5600 Medium parameters used: f = 5530 MHz; σ = 4.775 S/m; ε_r = 34.367; ρ = 1000 kg/m^3
Ambient Temperature：23.7 ℃; Liquid Temperature：22.6 ℃

DASY5 Configuration:
- Probe: EX3DV4 - SN7641; ConvF(5.5, 5.44, 5.37); Calibrated: 2024/6/3
- Sensor-Surface: 1.4mm (Mechanical Surface Detection)
- Electronics: DAE4 Sn715; Calibrated: 2024/1/25
- Phantom: Twin-SAM V8.0 (Right); Type: QD 000 P41 AA; Serial: 2033
- Measurement SW: DASY52, Version 52.10 (4); SEMCAD X Version 14.6.14 (7483)

Area Scan (61x191x1): Interpolated grid: dx=1.000 mm, dy=1.000 mm
Maximum value of SAR (interpolated) = 45.0 W/kg

Zoom Scan (8x8x7)/Cube 0: Measurement grid: dx=4mm, dy=4mm, dz=1.4mm
Reference Value = 6.824 V/m; Power Drift = -0.12 dB
Peak SAR (extrapolated) = 113 W/kg
SAR(1 g) = 9.33 W/kg; SAR(10 g) = 1.88 W/kg
Smallest distance from peaks to all points 3 dB below = 4.6 mm
Ratio of SAR at M2 to SAR at M1 = 55.4%
Maximum value of SAR (measured) = 49.1 W/kg

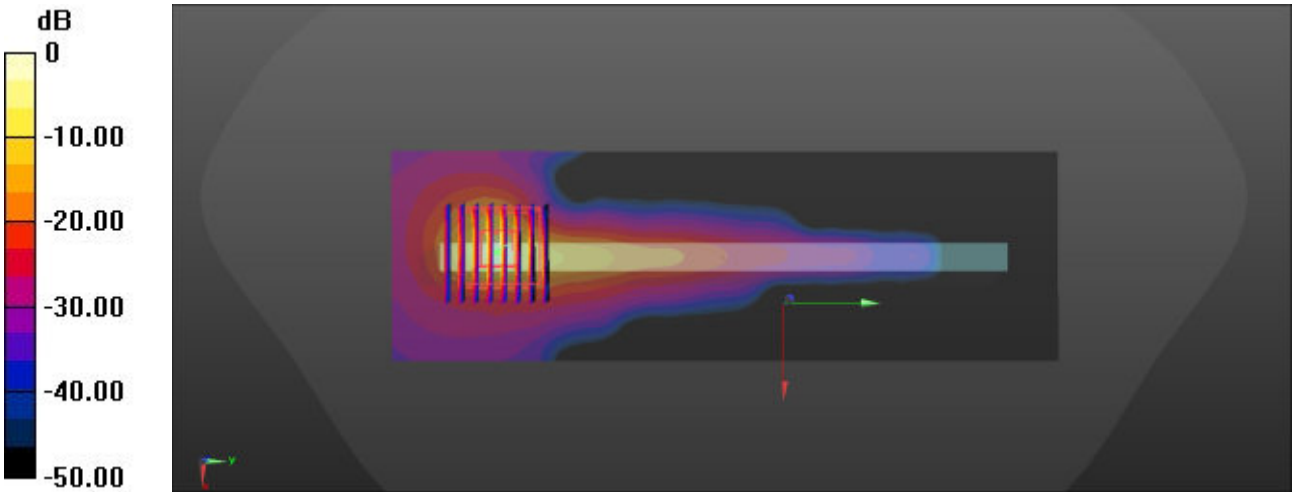

0 dB = 45.0 W/kg = 16.53 dBW/kg

Test Laboratory: Sporton International Inc. SAR/HAC Testing Lab Date: 2024/9/20

62_WLAN5GHz_802.11ac-VHT80 MCS0_Right Side_0mm_Ch155

Communication System: UID 0, WIFI (0); Frequency: 5775 MHz;Duty Cycle: 1:1
Medium: HSL_5750 Medium parameters used: f = 5775 MHz; σ = 5.024 S/m; ε_r = 34.034; ρ = 1000 kg/m^3
Ambient Temperature：23.3 ℃; Liquid Temperature：22.7 ℃

DASY5 Configuration:
- Probe: EX3DV4 - SN7641; ConvF(5.47, 5.41, 5.34); Calibrated: 2024/6/3
- Sensor-Surface: 1.4mm (Mechanical Surface Detection)
- Electronics: DAE4 Sn715; Calibrated: 2024/1/25
- Phantom: Twin-SAM V8.0 (Right); Type: QD 000 P41 AA; Serial: 2033
- Measurement SW: DASY52, Version 52.10 (4); SEMCAD X Version 14.6.14 (7483)

Area Scan (61x191x1): Interpolated grid: dx=1.000 mm, dy=1.000 mm
Maximum value of SAR (interpolated) = 37.4 W/kg

Zoom Scan (8x8x7)/Cube 0: Measurement grid: dx=4mm, dy=4mm, dz=1.4mm
Reference Value = 4.921 V/m; Power Drift = -0.08 dB
Peak SAR (extrapolated) = 123 W/kg
SAR(1 g) = 9.4 W/kg; SAR(10 g) = 1.88 W/kg
Smallest distance from peaks to all points 3 dB below = 4.2 mm
Ratio of SAR at M2 to SAR at M1 = 53.9%
Maximum value of SAR (measured) = 42.1 W/kg

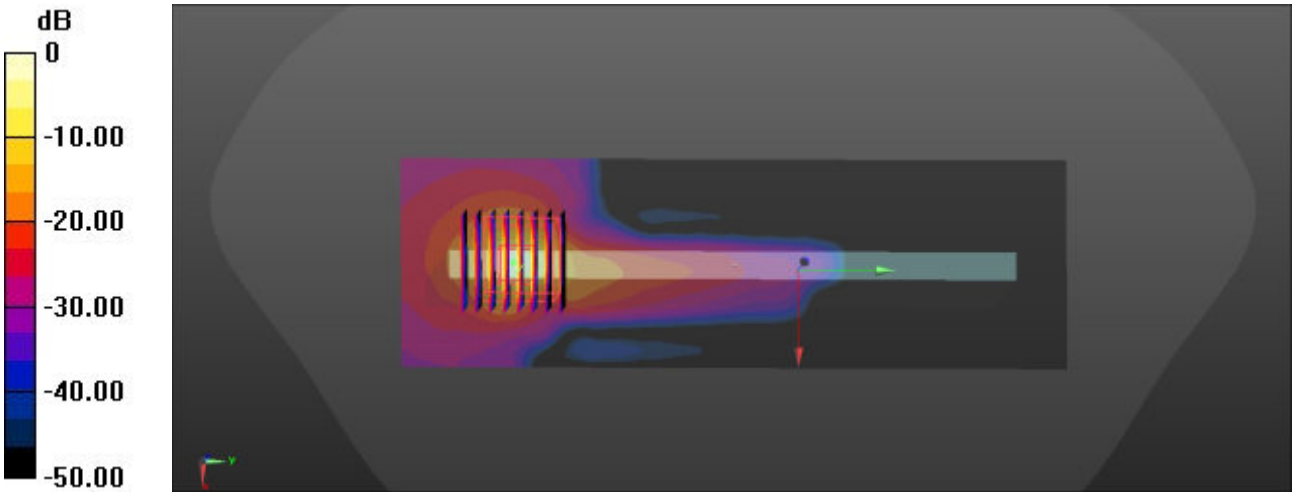

0 dB = 37.4 W/kg = 15.73 dBW/kg