# FCC RF Test Report

| | | |
|---|---|---|
| APPLICANT | : | Motorola Mobility LLC |
| EQUIPMENT | : | Mobile Cellular Phone |
| BRAND NAME | : | Motorola |
| MODEL NAME | : | XT2623-5 |
| FCC ID | : | IHDT56AT1 |
| STANDARD | : | FCC Part 15 Subpart C §15.247 |
| CLASSIFICATION | : | (DTS) Digital Transmission System |
| TEST DATE(S) | : | Oct. 17, 2025 ~ Nov. 05, 2025 |

**We, Sporton International Inc. (ShenZhen), would like to declare that the tested sample has been evaluated in accordance with the test procedures and has been in compliance with the applicable technical standards.**

**The test results in this report apply exclusively to the tested model / sample. Without written approval of Sporton International Inc. (ShenZhen), the test report shall not be reproduced except in full.**

Fly Liang

**Approved by: Fly Liang**

ACCREDITED
Cert #5145.01

***Sporton International Inc. (ShenZhen)***

***1/F, 2/F, Bldg 5, Shiling Industrial Zone, Xinwei Village, Xili, Nanshan, Shenzhen, 518055***

***People's Republic of China***

# TABLE OF CONTENTS

**REVISION HISTORY** ..... **3**

**SUMMARY OF TEST RESULT** ..... **4**

**1 GENERAL DESCRIPTION** ..... **5**

1.1 Applicant ..... 5
1.2 Manufacturer ..... 5
1.3 Product Feature of Equipment Under Test ..... 5
1.4 Product Specification of Equipment Under Test ..... 5
1.5 Modification of EUT ..... 6
1.6 Specification of Accessory ..... 6
1.7 Testing Location ..... 7
1.8 Test Software ..... 7
1.9 Applicable Standards ..... 7

**2 TEST CONFIGURATION OF EQUIPMENT UNDER TEST** ..... **8**

2.1 Carrier Frequency and Channel ..... 8
2.2 Test Mode ..... 8
2.3 Connection Diagram of Test System ..... 9
2.4 Support Unit used in test configuration and system ..... 9
2.5 EUT Operation Test Setup ..... 9

**3 TEST RESULT** ..... **10**

3.1 Output Power Measurement ..... 10
3.2 Radiated Band Edges and Spurious Emission Measurement ..... 12
3.3 Antenna Requirements ..... 16

**4 LIST OF MEASURING EQUIPMENT** ..... **17**

**5 MEASUREMENT UNCERTAINTY** ..... **18**

**APPENDIX A. RADIATED SPURIOUS EMISSION**
**APPENDIX B. DUTY CYCLE PLOTS**
**APPENDIX C. SETUP PHOTOGRAPHS**

# REVISION HISTORY

| REPORT NO. | VERSION | DESCRIPTION | ISSUED DATE |
|---|---|---|---|
| FR482104-22C | Rev. 01 | Initial issue of report | Nov. 26, 2025 |
| | | | |
| | | | |
| | | | |
| | | | |
| | | | |
| | | | |
| | | | |
| | | | |
| | | | |
| | | | |
| | | | |
| | | | |
| | | | |
| | | | |

# SUMMARY OF TEST RESULT

| Report Section | FCC Rule | Description | Limit | Result | Remark |
|---|---|---|---|---|---|
| 3.1 | 15.247(b) | Conducted Output Power | ≤ 30dBm | Pass | - |
| 3.2 | 15.247(d) | Radiated Band Edges and Radiated Spurious Emission | 15.209(a) & 15.247(d) | Pass | Under limit 3.74 dB at 2483.51 MHz |
| 3.3 | 15.203 & 15.247(b) | Antenna Requirement | 15.203 & 15.247(b) | Pass | - |

Note: This is a variant report for XT2623-5. The change note could be the XT2623-5_Operational Description of referred to the product equality declaration which is exhibit separately. According to the differences, only the related test cases were verified from original test report (Sporton Report Number FR482104C).

| **Conformity Assessment Condition:** |
|---|
| 1. The test results (PASS/FAIL) with all measurement uncertainty excluded are presented against the regulation limits or in accordance with the requirements stipulated by the applicant/manufacturer who shall bear all the risks of non-compliance that may potentially occur if measurement uncertainty is taken into account.<br>2. The measurement uncertainty please refer to each test result in the section “Measurement Uncertainty” |
| **Disclaimer:** |
| The product specifications of the EUT presented in the test report that may affect the test assessments are declared by the manufacturer who shall take full responsibility for the authenticity. |

# 1 General Description

## 1.1 Applicant

**Motorola Mobility LLC**
222 W. Merchandise Mart Plaza, Chicago IL 60654, USA

## 1.2 Manufacturer

**Motorola Mobility LLC**
222 W. Merchandise Mart Plaza, Chicago IL 60654, USA

## 1.3 Product Feature of Equipment Under Test

| Product Feature | |
|---|---|
| **Equipment** | Mobile Cellular Phone |
| **Brand Name** | Motorola |
| **Model Name** | XT2623-5 |
| **FCC ID** | IHDT56AT1 |
| **IMEI Code** | Conducted: 351134110002732/351134110002740<br>Radiation:<br>351134110002674/351134110002682 for Sample 1<br>351134110005099/351134110005107 for Sample 2<br>351134110007418/351134110007426 for Sample 3 |
| **HW Version** | DVT2 |
| **SW Version** | VVTB35.15 |
| **EUT Stage** | Identical Prototype |

**Remark:**

1. The above EUT's information was declared by manufacturer. Please refer to the specifications or user's manual for more detailed description.
2. There are four type of EUT, the differences could be referred to the XT2623-5_Operational Description of Product Equality Declaration which is exhibit separately. According to the difference, we chose sample 1 to perform full test and the sample 2/3 is verified for the difference, the sample 4 is no tested.

## 1.4 Product Specification of Equipment Under Test

| Standards-related Product Specification | |
|---|---|
| **Tx/Rx Channel Frequency Range** | 2412 MHz ~ 2462 MHz |
| **Maximum (Peak) Output Power to antenna** | 802.11b : 21.11 dBm (0.1291 W)<br>802.11g : 25.25 dBm (0.3350 W)<br>802.11n HT20 : 25.28 dBm (0.3373 W)<br>802.11n HT40 : 24.84 dBm (0.3048 W) |
| **Antenna Type / Gain** | PIFA Antenna type with gain -4.5 dBi |
| **Type of Modulation** | 802.11b : DSSS (DBPSK / DQPSK / CCK)<br>802.11g/n : OFDM (BPSK / QPSK / 16QAM / 64QAM) |

## 1.5 Modification of EUT

No modifications are made to the EUT during all test items.

## 1.6 Specification of Accessory

| Specification of Accessory | | | | |
|---|---|---|---|---|
| **AC Adapter 1(US)** | **Brand Name** | Motorola(SALCOMP) | **Model Name** | MC-331L |
| **AC Adapter 1(EU)** | **Brand Name** | Motorola(SALCOMP) | **Model Name** | MC-332L |
| **AC Adapter 1(UK)** | **Brand Name** | Motorola(SALCOMP) | **Model Name** | MC-333L |
| **AC Adapter 1(AU)** | **Brand Name** | Motorola(SALCOMP) | **Model Name** | MC-335L |
| **AC Adapter 1(AR)** | **Brand Name** | Motorola(SALCOMP) | **Model Name** | MC-336L |
| **AC Adapter 1(BR)** | **Brand Name** | Motorola(SALCOMP) | **Model Name** | MC-337L |
| **AC Adapter 1(PRC)** | **Brand Name** | Motorola(SALCOMP) | **Model Name** | MC-338L |
| **AC Adapter 1(CHILE)** | **Brand Name** | Motorola(SALCOMP) | **Model Name** | MC-339L |
| **AC Adapter 1(KR)** | **Brand Name** | Motorola(SALCOMP) | **Model Name** | MC-330L |
| **AC Adapter 2(US)** | **Brand Name** | Motorola(CHENYANG) | **Model Name** | MC-331L |
| **AC Adapter 2(EU)** | **Brand Name** | Motorola(CHENYANG) | **Model Name** | MC-332L |
| **AC Adapter 2(UK)** | **Brand Name** | Motorola(CHENYANG) | **Model Name** | MC-333L |
| **AC Adapter 2(AR)** | **Brand Name** | Motorola(CHENYANG) | **Model Name** | MC-336L |
| **AC Adapter 2(BR)** | **Brand Name** | Motorola(CHENYANG) | **Model Name** | MC-337L |
| **AC Adapter 2(PRC)** | **Brand Name** | Motorola(CHENYANG) | **Model Name** | MC-338L |
| **AC Adapter 2(CHILE)** | **Brand Name** | Motorola(CHENYANG) | **Model Name** | MC-339L |
| **Battery 1** | **Brand Name** | Motorola(ATL) | **Model Name** | RL60 |
| **Battery 2** | **Brand Name** | Motorola(Sunwoda) | **Model Name** | RL60 |
| **USB Cable 1** | **Brand Name** | Motorola(Yihuaxing) | **Model Name** | T365-020<br>T365-020-01<br>T365-020-02 |
| **USB Cable 2** | **Brand Name** | Motorola(WASHIN) | **Model Name** | HX-TL-01<br>HX-TL-08<br>HX-TL-07 |
| **USB Cable 3** | **Brand Name** | Motorola(Juwei) | **Model Name** | JWUB1614-T03H<br>JWUB1705-T03H<br>JWUB1856-T03H |
| **USB Cable 4** | **Brand Name** | Motorola(I-SHENG) | **Model Name** | SC18D38574 |

## 1.7 Testing Location

Sporton International Inc. (ShenZhen) is accredited to ISO/IEC 17025:2017 by American Association for Laboratory Accreditation with Certificate Number 5145.01.

| | | | |
|---|---|---|---|
| **Test Firm** | Sporton International Inc. (ShenZhen) | | |
| **Test Site Location** | 101, 1st Floor, Block B, Building 1, No. 2, Tengfeng 4th Road, Fenghuang Community, Fuyong Street, Baoan District, Shenzhen City, Guangdong Province 518103 People's Republic of China<br>TEL: +86-755-86066985 | | |
| **Test Site No.** | **Sporton Site No.** | **FCC Designation No.** | **FCC Test Firm Registration No.** |
| | TH01-SZ<br>03CH04-SZ | CN1256 | 421272 |

## 1.8 Test Software

| Item | Site | Manufacturer | Name | Version |
|---|---|---|---|---|
| 1. | 03CH04-SZ | AUDIX | E3 | 6.2009-8-24 |

## 1.9 Applicable Standards

According to the specifications of the manufacturer, the EUT must comply with the requirements of the following standards:

- 47 CFR Part 15 Subpart C §15.247
- FCC KDB 558074 D01 15.247 Meas Guidance v05r02
- ANSI C63.10-2020

**Remark:**

1. All test items were verified and recorded according to the standards and without any deviation during the test.
2. This EUT has also been tested and complied with the requirements of FCC Part 15, Subpart B, recorded in a separate test report.
3. The standard of ANSI C63.10-2013 updated to ANSI C63.10-2020, the difference is not affect on test results of this device.

# 2 Test Configuration of Equipment Under Test

a. The EUT has been associated with peripherals and configuration operated in a manner tended to maximize its emission characteristics in a typical application. Frequency range investigated: radiation emission (9 kHz to the 10th harmonic of the highest fundamental frequency or to 40 GHz, whichever is lower). For radiated measurement, pre-scanned in three orthogonal panels, X, Y, Z. The worst cases (Y plane) were recorded in this report.

## 2.1 Carrier Frequency and Channel

| Frequency Band | Channel | Freq. (MHz) | Channel | Freq. (MHz) |
|---|---|---|---|---|
| 2400-2483.5 MHz | 1 | 2412 | 7 | 2442 |
| | 2 | 2417 | 8 | 2447 |
| | 3 | 2422 | 9 | 2452 |
| | 4 | 2427 | 10 | 2457 |
| | 5 | 2432 | 11 | 2462 |
| | 6 | 2437 | - | - |

## 2.2 Test Mode

**Final test modes are considering the modulation and worse data rates as below table.**

**SISO Antenna**

| Modulation | Data Rate |
|---|---|
| **802.11b** | **1 Mbps** |
| **802.11g** | **6 Mbps** |
| **802.11n HT20** | **MCS0** |
| **802.11n HT40** | **MCS0** |

## 2.3 Connection Diagram of Test System

Radiated Emission:

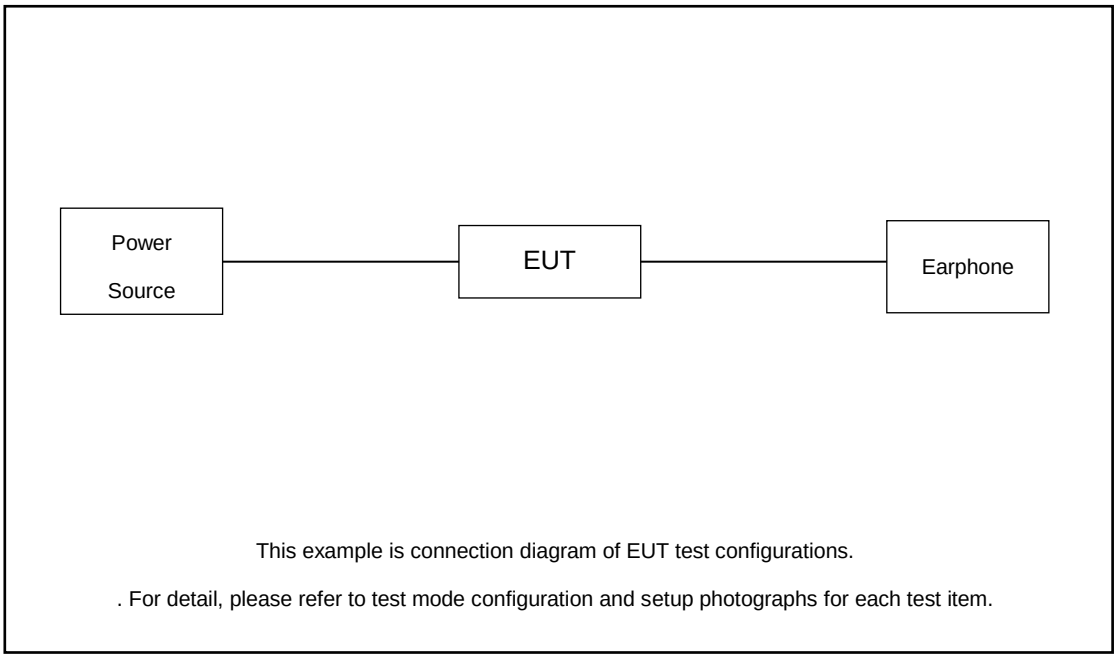


## 2.4 Support Unit used in test configuration and system

| Item | Equipment | Trade Name | Model Name | FCC ID | Data Cable | Power Cord |
|---|---|---|---|---|---|---|
| 1. | Earphone | N/A | N/A | N/A | N/A | N/A |

## 2.5 EUT Operation Test Setup

For WLAN RF test items, an engineering test program was provided and enabled to make EUT continuous transmit.

# 3 Test Result

## 3.1 Output Power Measurement

### 3.1.1 Limit of Output Power

For systems using digital modulation in the 2400-2483.5MHz, the limit for output power is 30dBm. If transmitting antenna with directional gain greater than 6dBi is used, the output power from the intentional radiator shall be reduced below the above stated value by the amount in dB that the directional gain of the antenna exceeds 6 dBi. In case of point-to-point operation, the limit has to be reduced by 1dB for every 3dB that the directional gain of the antenna exceeds 6dBi.

### 3.1.2 Measuring Instruments

The measuring equipment is listed in the section 4 of this test report.

### 3.1.3 Test Procedures

1. The testing follows the Measurement Procedure of ANSI C63.10-2020 clause 11.9.1.2 PKPM1 Peak power meter or ANSI C63.10-2020 clause 11.9.2.3.1 Method AVGPM method.
2. The RF output of EUT was connected to the power meter by RF cable and attenuator. The path loss was compensated to the results for each measurement.
3. Set to the maximum power setting and enable the EUT transmit continuously.
4. Measure the conducted output power and record the results in the test report.

### 3.1.4 Test Setup

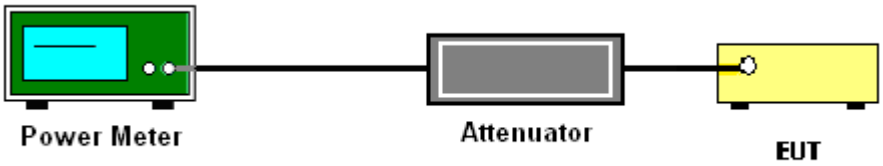

### 3.1.5 Test Result of Peak Output Power

| 2.4GHz Band | | | | | | | | | | |
|---|---|---|---|---|---|---|---|---|---|---|
| Mod. | Data Rate | NTX | CH. | Freq. (MHz) | Peak Conducted Power (dBm) | Conducted Power Limit (dBm) | DG (dBi) | EIRP Power (dBm) | EIRP Power Limit (dBm) | Pass /Fail |
| | | | | | Ant 5 | Ant 5 | Ant 5 | Ant 5 | Ant 5 | |
| 11b | 1Mbps | 1 | 1 | 2412 | 21.09 | 30.00 | -4.50 | 16.59 | 36.00 | Pass |
| 11b | 1Mbps | 1 | 6 | 2437 | 21.11 | 30.00 | -4.50 | 16.61 | 36.00 | Pass |
| 11b | 1Mbps | 1 | 11 | 2462 | 20.81 | 30.00 | -4.50 | 16.31 | 36.00 | Pass |
| 11g | 6Mbps | 1 | 1 | 2412 | 24.36 | 30.00 | -4.50 | 19.86 | 36.00 | Pass |
| 11g | 6Mbps | 1 | 6 | 2437 | 25.25 | 30.00 | -4.50 | 20.75 | 36.00 | Pass |
| 11g | 6Mbps | 1 | 10 | 2457 | 25.14 | 30.00 | -4.50 | 20.64 | 36.00 | Pass |
| 11g | 6Mbps | 1 | 11 | 2462 | 23.83 | 30.00 | -4.50 | 19.33 | 36.00 | Pass |
| HT20 | MCS0 | 1 | 1 | 2412 | 24.61 | 30.00 | -4.50 | 20.11 | 36.00 | Pass |
| HT20 | MCS0 | 1 | 6 | 2437 | 25.28 | 30.00 | -4.50 | 20.78 | 36.00 | Pass |
| HT20 | MCS0 | 1 | 10 | 2457 | 25.13 | 30.00 | -4.50 | 20.63 | 36.00 | Pass |
| HT20 | MCS0 | 1 | 11 | 2462 | 23.35 | 30.00 | -4.50 | 18.85 | 36.00 | Pass |
| HT20 | MCS0 | 1 | 11 | 2462 | 23.78 | 30.00 | -4.50 | 19.28 | 36.00 | Pass |
| HT40 | MCS0 | 1 | 3 | 2422 | 24.84 | 30.00 | -4.50 | 20.34 | 36.00 | Pass |
| HT40 | MCS0 | 1 | 6 | 2437 | 24.71 | 30.00 | -4.50 | 20.21 | 36.00 | Pass |
| HT40 | MCS0 | 1 | 7 | 2442 | 24.37 | 30.00 | -4.50 | 19.87 | 36.00 | Pass |
| HT40 | MCS0 | 1 | 8 | 2447 | 23.66 | 30.00 | -4.50 | 19.16 | 36.00 | Pass |
| HT40 | MCS0 | 1 | 9 | 2452 | 22.79 | 30.00 | -4.50 | 18.29 | 36.00 | Pass |

### 3.1.6 Test Result of Average Output Power (Reporting Only)

| 2.4GHz Band | | | | | | | | | | | |
|---|---|---|---|---|---|---|---|---|---|---|---|
| Mod. | Data Rate | NTX | CH. | Freq. (MHz) | Average Conducted Power (dBm) | Conducted Power Limit (dBm) | DG (dBi) | EIRP Power (dBm) | EIRP Power Limit (dBm) | Pass /Fail | Setting |
| | | | | | Ant 5 | Ant 5 | Ant 5 | Ant 5 | Ant 5 | | Ant 5 |
| 11b | 1Mbps | 1 | 1 | 2412 | 18.60 | 30.00 | -4.50 | 14.10 | 36.00 | Pass | 19.00 |
| 11b | 1Mbps | 1 | 6 | 2437 | 18.60 | 30.00 | -4.50 | 14.10 | 36.00 | Pass | 19.00 |
| 11b | 1Mbps | 1 | 11 | 2462 | 18.30 | 30.00 | -4.50 | 13.80 | 36.00 | Pass | 19.00 |
| 11g | 6Mbps | 1 | 1 | 2412 | 15.80 | 30.00 | -4.50 | 11.30 | 36.00 | Pass | 16.50 |
| 11g | 6Mbps | 1 | 6 | 2437 | 17.90 | 30.00 | -4.50 | 13.40 | 36.00 | Pass | 19.00 |
| 11g | 6Mbps | 1 | 10 | 2457 | 17.80 | 30.00 | -4.50 | 13.30 | 36.00 | Pass | 19.00 |
| 11g | 6Mbps | 1 | 11 | 2462 | 14.50 | 30.00 | -4.50 | 10.00 | 36.00 | Pass | 15.50 |
| HT20 | MCS0 | 1 | 1 | 2412 | 15.90 | 30.00 | -4.50 | 11.40 | 36.00 | Pass | 16.50 |
| HT20 | MCS0 | 1 | 6 | 2437 | 18.00 | 30.00 | -4.50 | 13.50 | 36.00 | Pass | 19.00 |
| HT20 | MCS0 | 1 | 10 | 2457 | 17.90 | 30.00 | -4.50 | 13.40 | 36.00 | Pass | 19.00 |
| HT20 | MCS0 | 1 | 11 | 2462 | 14.50 | 30.00 | -4.50 | 10.00 | 36.00 | Pass | 15.50 |
| HT20 | MCS0 | 1 | 11 | 2462 | 14.90 | 30.00 | -4.50 | 10.40 | 36.00 | Pass | 16.00 |
| HT40 | MCS0 | 1 | 3 | 2422 | 16.40 | 30.00 | -4.50 | 11.90 | 36.00 | Pass | 17.00 |
| HT40 | MCS0 | 1 | 6 | 2437 | 16.40 | 30.00 | -4.50 | 11.90 | 36.00 | Pass | 17.00 |
| HT40 | MCS0 | 1 | 7 | 2442 | 15.70 | 30.00 | -4.50 | 11.20 | 36.00 | Pass | 16.50 |
| HT40 | MCS0 | 1 | 8 | 2447 | 13.90 | 30.00 | -4.50 | 9.40 | 36.00 | Pass | 14.50 |
| HT40 | MCS0 | 1 | 9 | 2452 | 12.80 | 30.00 | -4.50 | 8.30 | 36.00 | Pass | 13.50 |

## 3.2 Radiated Band Edges and Spurious Emission Measurement

### 3.2.1 Limit of Radiated band edge and Spurious Emission Measurement

In any 100 kHz bandwidth outside the intentional radiator frequency band, all harmonics/spurious must be at least 20 dB below the highest emission level within the authorized band. If the output power of this device was measured by spectrum analyzer, the attenuation under this paragraph shall be 30 dB instead of 20 dB. In addition, radiated emissions which fall in the restricted bands must also comply with the limits as below.

| Frequency (MHz) | Field Strength (microvolts/meter) | Measurement Distance (meters) |
|---|---|---|
| 0.009 – 0.490 | 2400/F(kHz) | 300 |
| 0.490 – 1.705 | 24000/F(kHz) | 30 |
| 1.705 – 30.0 | 30 | 30 |
| 30 – 88 | 100 | 3 |
| 88 – 216 | 150 | 3 |
| 216 - 960 | 200 | 3 |
| Above 960 | 500 | 3 |

### 3.2.2 Measuring Instruments

The measuring equipment is listed in the section 4 of this test report.

### 3.2.3 Test Procedures

1. The testing follows ANSI C63.10-2020 clause 6.3, 6.5, 6.6, 11.11 and 11.12
2. The EUT was arranged to its worst case and then tune the antenna tower (from 1 m to 4 m) and turntable (from 0 degree to 360 degrees) to find the maximum reading. A pre-amp and a high pass filter are used for the test in order to get better signal level.
3. The EUT was placed on a turntable with 0.8 meter for frequency below 1GHz and 1.5 meter for frequency above 1GHz respectively above ground.
4. The EUT was set 3 meters from the interference receiving antenna, which was mounted on the top of a variable height antenna tower.
5. Corrected Reading: Antenna Factor + Cable Loss + Read Level - Preamp Factor = Level
6. For testing below 1GHz, if the emission level of the EUT in peak mode was 3 dB lower than the limit specified, then peak values of EUT will be reported, otherwise, the emissions will be repeated one by one using the CISPR quasi-peak method and reported.
7. For testing above 1GHz, the emission level of the EUT in peak mode was 20dB lower than peak limit (that means the emission level in average mode also complies with the limit in average mode), then peak values of EUT will be reported, otherwise, the emissions will be measured in average mode again and reported.
8. Use the following spectrum analyzer settings:
   (1) Span shall wide enough to fully capture the emission being measured;
   (2) Set RBW=100 kHz for f < 1 GHz; VBW ≥ RBW; Sweep = auto; Detector function = peak; Trace = max hold;
   (3) Set RBW = 1 MHz, VBW= 3MHz for f ≥ 1 GHz for peak measurement.
   For average measurement:
   - VBW = 10 Hz, when duty cycle is no less than 98 percent.
   - VBW ≥ 1/T, when duty cycle is less than 98 percent where T is the minimum transmission duration over which the transmitter is on and is transmitting at its maximum power control level for the tested mode of operation.

### 3.2.4 Test Setup

**For radiated emissions below 30MHz**

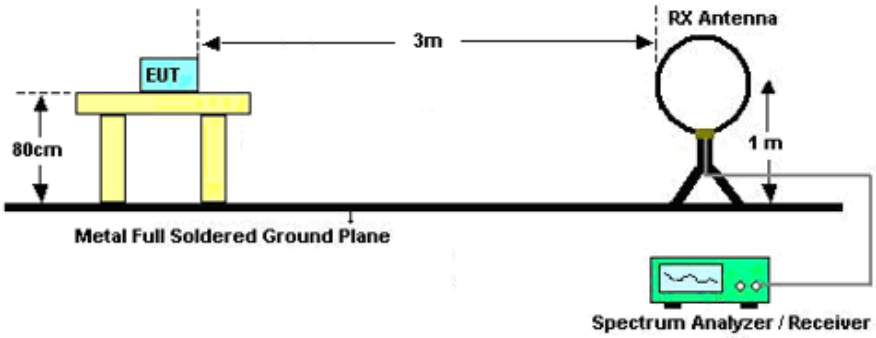


**For radiated emissions from 30MHz to 1GHz**

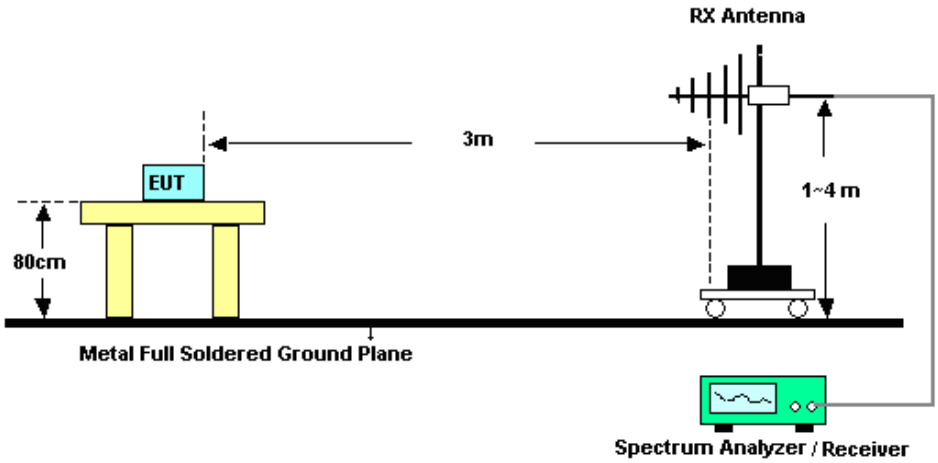


**For radiated emissions above 1GHz**

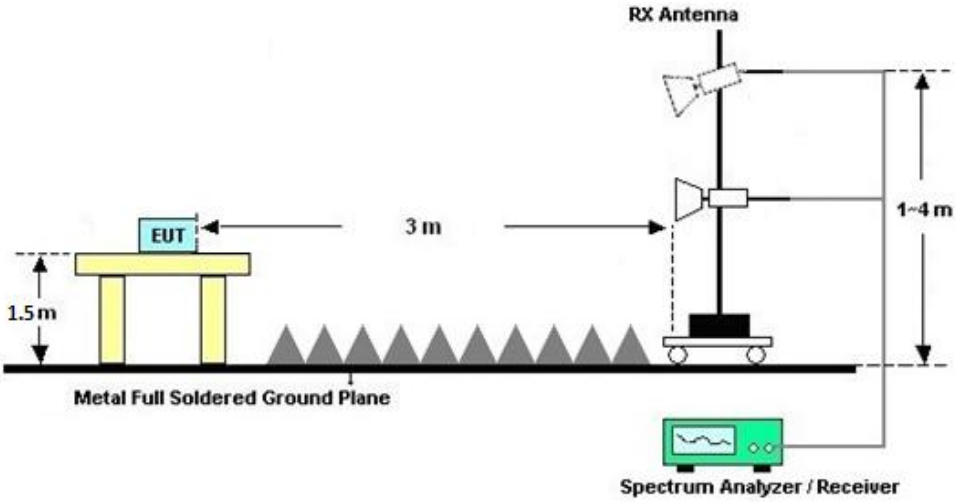

### 3.2.5 Test Results of Radiated Spurious Emissions (9kHz ~ 30MHz)

The low frequency, which started from 9 kHz to 30MHz, was pre-scanned and the result which was 20dB lower than the limit line was not reported.

There is a comparison data of both open-field test site and semi-Anechoic chamber, and the result came out very similar.

### 3.2.6 Test Result of Radiated Spurious at Band Edges

Please refer to Appendix A.

### 3.2.7 Duty Cycle

Please refer to Appendix B.

### 3.2.8 Test Result of Radiated Spurious Emission (30MHz ~ 10th Harmonic or 40GHz, whichever is lower)

Please refer to Appendix A.

## 3.3 Antenna Requirements

### 3.3.1 Standard Applicable

If directional gain of transmitting Antennas is greater than 6dBi, the power shall be reduced by the same level in dB comparing to gain minus 6dBi. The use of a permanently attached Antenna or of an Antenna that uses a unique coupling to the intentional radiator shall be considered sufficient to comply with the rule.

### 3.3.2 Antenna Anti-Replacement Construction

An embedded-in antenna design is used.

### 3.3.3 Antenna Gain

The antenna peak gain of EUT is less than 6 dBi. Therefore, it is not necessary to reduce maximum peak output power limit.

# 4 List of Measuring Equipment

| Instrument | Manufacturer | Model No. | Serial No. | Characteristics | Calibration Date | Test Date | Due Date | Remark |
|---|---|---|---|---|---|---|---|---|
| EMI Test Receiver | R&S | ESR7 | 101404 | 9kHz~7GHz | Oct. 14, 2025 | Oct. 17, 2025~ Nov. 05, 2025 | Oct. 13, 2026 | Radiation (03CH04-SZ) |
| EXA Spectrum Analyzer | KEYSIGHT | N9010A | MY55150213 | 10Hz~44GHz | Jul. 03, 2025 | Oct. 17, 2025~ Nov. 05, 2025 | Jul. 02, 2026 | Radiation (03CH04-SZ) |
| Loop Antenna | R&S | HFH2-Z2E | 101141 | 9kHz~30MHz | Dec. 28, 2024 | Oct. 17, 2025~ Nov. 05, 2025 | Dec. 27, 2025 | Radiation (03CH04-SZ) |
| Bilog Antenna | TeseQ | CBL6111D | 41909 | 30MHz~1GHz | Apr. 21, 2025 | Oct. 17, 2025~ Nov. 05, 2025 | Apr. 20, 2026 | Radiation (03CH04-SZ) |
| Double Ridge Guide Antenna | ETS-Lindgren | Burgeon-3117 | 00240057 | 1GHz~18GHz | Jul. 03, 2025 | Oct. 17, 2025~ Nov. 05, 2025 | Jul. 02, 2026 | Radiation (03CH04-SZ) |
| Horn Antenna | SCHWARZBECK | BBHA9170 | 9170#679 | 15GHz~40GHz | Jul. 04, 2025 | Oct. 17, 2025~ Nov. 05, 2025 | Jul. 03, 2026 | Radiation (03CH04-SZ) |
| LF Amplifier | EM Electronics | EM330 | 060773 | 20MHz-3GHz | Apr. 02, 2025 | Oct. 17, 2025~ Nov. 05, 2025 | Apr. 01, 2026 | Radiation (03CH04-SZ) |
| HF Amplifier | MITEQ | AMF-7D-00101800-30-10P-R | 1943528 | 1GHz~18GHz | Oct. 14, 2025 | Oct. 17, 2025~ Nov. 05, 2025 | Oct. 13, 2026 | Radiation (03CH04-SZ) |
| HF Amplifier | MITEQ | TTA1840-35-HG | 1871923 | 18GHz~40GHz | Jul. 03, 2025 | Oct. 17, 2025~ Nov. 05, 2025 | Jul. 02, 2026 | Radiation (03CH04-SZ) |
| Amplifier | Agilent Technologies | 83017A | MY57280136 | 500MHz~26.5GHz | Jul. 03, 2025 | Oct. 17, 2025~ Nov. 05, 2025 | Jul. 02, 2026 | Radiation (03CH04-SZ) |
| AC Power Source | APC | AFV-S-600B | F119050019 | N/A | Oct. 14, 2025 | Oct. 17, 2025~ Nov. 05, 2025 | Oct. 13, 2026 | Radiation (03CH04-SZ) |
| Turn Table | EM | EM1000 | N/A | 0~360 degree | NCR | Oct. 17, 2025~ Nov. 05, 2025 | NCR | Radiation (03CH04-SZ) |
| Antenna Mast | EM | EM1000 | N/A | 1 m~4 m | NCR | Oct. 17, 2025~ Nov. 05, 2025 | NCR | Radiation (03CH04-SZ) |
| Spectrum Analyzer | R&S | FSV40 | 101078 | 10Hz~40GHz | Apr. 02, 2025 | Oct. 21, 2025 | Apr. 01, 2026 | Conducted (TH01-SZ) |
| Pulse Power Senor | Anritsu | MA2411B | 1339473 | 30MHz~40GHz | Dec. 25, 2024 | Oct. 21, 2025 | Dec. 24, 2025 | Conducted (TH01-SZ) |
| Power Meter | Anritsu | ML2495A | 1218010 | 50MHz Bandwidth | Oct. 13, 2025 | Oct. 21, 2025 | Oct. 12, 2026 | Conducted (TH01-SZ) |
| Thermo meter | Anymetre | JR593 | #7 | - 10℃ ~ 50℃ 10%RH~99%RH | Apr. 03, 2025 | Oct. 21, 2025 | Apr. 02, 2026 | Conducted (TH01-SZ) |

NCR: No Calibration Required

# 5 Measurement Uncertainty

The measurement uncertainties shown below were calculated in accordance with the requirements of ANSI 63.10. All the measurement uncertainty value were shown with a coverage K=2 to indicate 95% level of confidence. The measurement data show herein meets or exceeds the CISPR measurement uncertainty values specified in CISPR 16-4-2 and can be compared directly to specified limit to determine compliance.

**Uncertainty of Conducted Measurement**

| Test Item | Uncertainty |
|---|---|
| Conducted Power | ±1.34 dB |

**Uncertainty of Radiated Emission Measurement (30 MHz ~ 1000 MHz)**

| | |
|---|---|
| Measuring Uncertainty for a Level of Confidence of 95% (U = 2Uc(y)) | 5.1 dB |

**Uncertainty of Radiated Emission Measurement (1 GHz ~ 18 GHz)**

| | |
|---|---|
| Measuring Uncertainty for a Level of Confidence of 95% (U = 2Uc(y)) | 4.8 dB |

**Uncertainty of Radiated Emission Measurement (18 GHz ~ 40 GHz)**

| | |
|---|---|
| Measuring Uncertainty for a Level of Confidence of 95% (U = 2Uc(y)) | 5.1 dB |

---------- THE END ----------

# Appendix A. Radiated Spurious Emission Test Data

| Test Engineer : | Wenbo Xiao | Relative Humidity : | 48~49% |
|---|---|---|---|
| | | Temperature : | 24~25℃ |

## Radiated Spurious Emission Test Modes

| Mode | Band (MHz) | Antenna | Modulation | Channel | Frequency | Data Rate | RU | Remark |
|---|---|---|---|---|---|---|---|---|
| Mode 11 | 2400-2483.5 | 5 | 802.11b | 01 | 2412 | 1Mbps | - | - |
| Mode 12 | 2400-2483.5 | 5 | 802.11b | 06 | 2437 | 1Mbps | - | - |
| Mode 13 | 2400-2483.5 | 5 | 802.11b | 11 | 2462 | 1Mbps | - | - |
| Mode 14 | 2400-2483.5 | 5 | 802.11g | 01 | 2412 | 6Mbps | - | - |
| Mode 15 | 2400-2483.5 | 5 | 802.11g | 06 | 2437 | 6Mbps | - | - |
| Mode 16 | 2400-2483.5 | 5 | 802.11g | 11 | 2462 | 6Mbps | - | - |
| Mode 17 | 2400-2483.5 | 5 | 802.11n HT20 | 01 | 2412 | MCS0 | - | - |
| Mode 18 | 2400-2483.5 | 5 | 802.11n HT20 | 06 | 2437 | MCS0 | - | - |
| Mode 19 | 2400-2483.5 | 5 | 802.11n HT20 | 11 | 2462 | MCS0 | - | - |
| Mode 20 | 2400-2483.5 | 5 | 802.11n HT40 | 03 | 2422 | MCS0 | - | - |
| Mode 21 | 2400-2483.5 | 5 | 802.11n HT40 | 09 | 2452 | MCS0 | - | - |
| Mode 22 | 2400-2483.5 | 5 | 802.11n HT40 | 06 | 2437 | MCS0 | - | - |
| Mode 23 | 2400-2483.5 | 5 | 802.11n HT20 | 11 | 2462 | MCS0 | - | Sample2 |
| Mode 24 | 2400-2483.5 | 5 | 802.11n HT20 | 11 | 2462 | MCS0 | - | Sample3 |
| Mode 25 | 2400-2483.5 | 5 | 802.11n HT20-LF | 11 | 2462 | MCS0 | - | LF |

## Summary of each worse mode

| Mode | Modulation | Ch. | Freq. (MHz) | Level (dBuV/m) | Limit (dBuV/m) | Margin (dB) | Pol. | Peak Avg. | Result | Remark |
|---|---|---|---|---|---|---|---|---|---|---|
| 11 | 802.11b | 01 | 2387.74 | 37.82 | 54.00 | -16.18 | V | AVERAGE | Pass | Band Edge |
| | 802.11b | 01 | 4824.00 | 47.75 | 54.00 | -6.25 | H | Average | Pass | Harmonic |
| 12 | 802.11b | 06 | - | - | - | - | - | - | - | Band Edge |
| | 802.11b | 06 | 7311.00 | 49.11 | 54.00 | -4.89 | H | Average | Pass | Harmonic |
| 13 | 802.11b | 11 | 2483.51 | 40.59 | 54.00 | -13.41 | H | AVERAGE | Pass | Band Edge |
| | 802.11b | 11 | 7386.00 | 47.55 | 54.00 | -6.45 | H | Average | Pass | Harmonic |
| 14 | 802.11g | 01 | 2389.95 | 49.69 | 54.00 | -4.31 | H | AVERAGE | Pass | Band Edge |
| | 802.11g | 01 | 4824.00 | 44.68 | 74.00 | -29.32 | H | Peak | Pass | Harmonic |
| 15 | 802.11g | 06 | 2484.82 | 41.98 | 54.00 | -12.02 | H | AVERAGE | Pass | Band Edge |
| | 802.11g | 06 | 7311.00 | 42.96 | 54.00 | -11.04 | V | Average | Pass | Harmonic |
| 16 | 802.11g | 11 | 2483.58 | 49.71 | 54.00 | -4.29 | H | AVERAGE | Pass | Band Edge |
| | 802.11g | 11 | 7386.00 | 46.26 | 74.00 | -27.74 | V | Peak | Pass | Harmonic |
| 17 | 802.11n HT20 | 01 | 2389.95 | 49.72 | 54.00 | -4.28 | H | AVERAGE | Pass | Band Edge |
| | 802.11n HT20 | 01 | 4824.00 | 45.83 | 74.00 | -28.17 | H | Peak | Pass | Harmonic |
| 18 | 802.11n HT20 | 06 | 2389.76 | 43.17 | 54.00 | -10.83 | H | AVERAGE | Pass | Band Edge |
| | 802.11n HT20 | 06 | 7311.00 | 42.65 | 54.00 | -11.35 | V | Average | Pass | Harmonic |
| 19 | 802.11n HT20 | 11 | 2483.51 | 50.26 | 54.00 | -3.74 | H | AVERAGE | Pass | Band Edge |
| | 802.11n HT20 | 11 | 7386.00 | 45.51 | 74.00 | -28.49 | V | Peak | Pass | Harmonic |
| 20 | 802.11n HT40 | 03 | 2389.97 | 49.52 | 54.00 | -4.48 | H | AVERAGE | Pass | Band Edge |
| | 802.11n HT40 | 03 | - | - | - | - | - | - | - | Harmonic |
| 21 | 802.11n HT40 | 09 | 2486.85 | 49.73 | 54.00 | -4.27 | H | AVERAGE | Pass | Band Edge |
| | 802.11n HT40 | 09 | - | - | - | - | - | - | - | Harmonic |
| 22 | 802.11n HT40 | 06 | 2389.88 | 49.03 | 54.00 | -4.97 | H | AVERAGE | Pass | Band Edge |
| | 802.11n HT40 | 06 | - | - | - | - | - | - | - | Harmonic |
| 23 | 802.11n HT20 | 11 | 2483.52 | 50.12 | 54.00 | -4.88 | H | Average | Pass | Band Edge |
| | 802.11n HT20 | 11 | 7386.00 | 43.60 | 74.00 | -30.40 | V | Peak | Pass | Harmonic |
| 24 | 802.11n HT20 | 11 | 2483.52 | 49.33 | 54.00 | -4.67 | H | Average | Pass | Band Edge |
| | 802.11n HT20 | 11 | 7386.00 | 44.85 | 74.00 | -29.15 | H | Peak | Pass | Harmonic |
| 25 | 802.11n HT20-LF | 11 | 31.94 | 35.82 | 40.00 | -4.18 | V | PEAK | PASS | LF |

| Mode | 11 | |
|---|---|---|
| | Band Edge | |
| | 2400-2483.5_802.11b_CH01_2412MHz | |
| ANT | 5 | |
| Pol. | Horizontal | Fundamental |
| Peak | 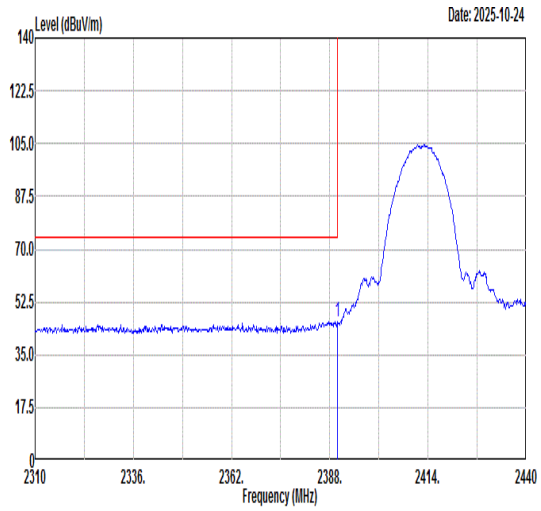 <br>Freq Level Limit Line Margin (dB) Read Level Ant Factor Cable Loss Preamp Factor APos TPos Remark<br>1 2389.95 46.09 74.00 -27.91 42.45 32.42 5.36 34.14 392 149 PEAK | 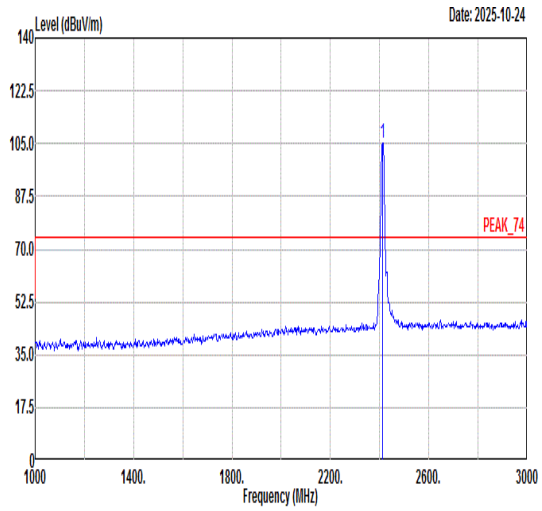 <br>Freq Level Limit Line Margin (dB) Read Level Ant Factor Cable Loss Preamp Factor APos TPos Remark<br>1 2412.00 105.23 ------ ------ 101.52 32.46 5.38 34.13 392 149 PEAK |
| Avg | 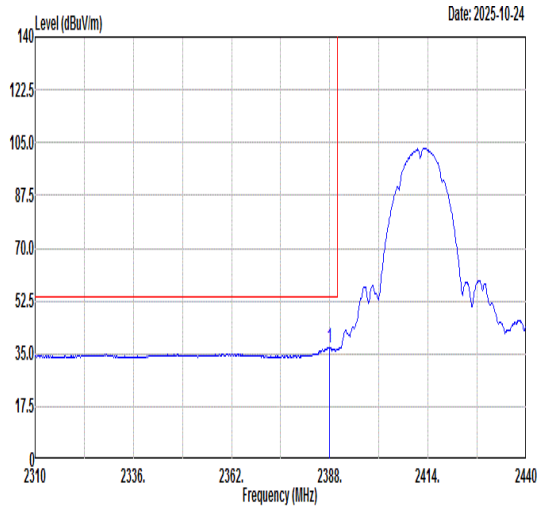 <br>Freq Level Limit Line Margin (dB) Read Level Ant Factor Cable Loss Preamp Factor APos TPos Remark<br>1 2387.87 37.13 54.00 -16.87 33.49 32.42 5.36 34.14 392 149 AVERAGE | 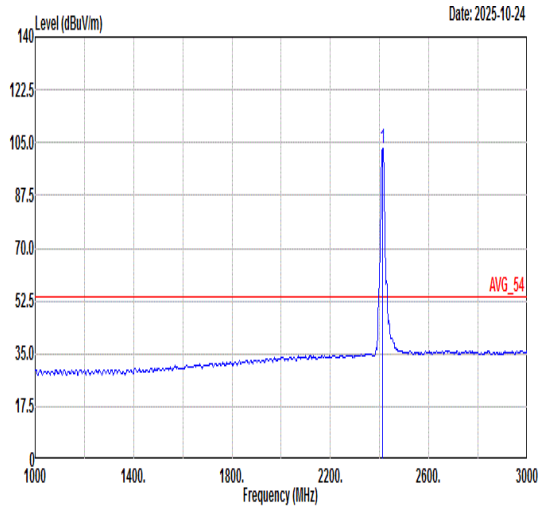 <br>Freq Level Limit Line Margin (dB) Read Level Ant Factor Cable Loss Preamp Factor APos TPos Remark<br>1 2412.00 103.12 ------ ------ 99.42 32.46 5.38 34.14 392 149 AVERAGE |

| Mode | 11 | |
|---|---|---|
| | Band Edge | |
| | 2400-2483.5_802.11b_CH01_2412MHz | |
| ANT | 5 | |
| Pol. | Vertical | Fundamental |
| Peak | 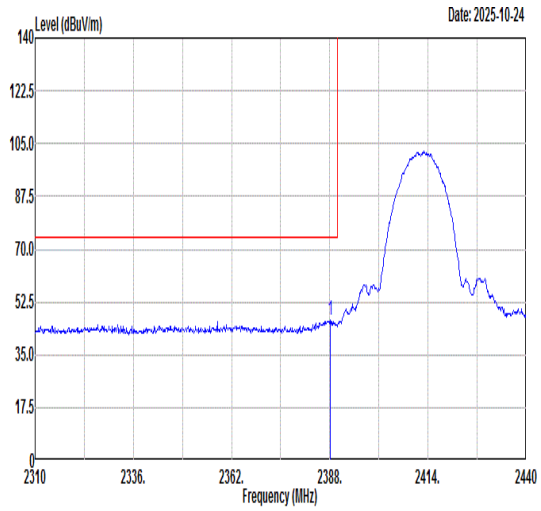 <br>Freq Level Limit Line Margin (dB) Read Level Ant Factor Cable Loss Preamp Factor APos TPos Remark<br>1 2388.13 46.33 74.00 -27.67 42.69 32.42 5.36 34.14 231 111 PEAK | 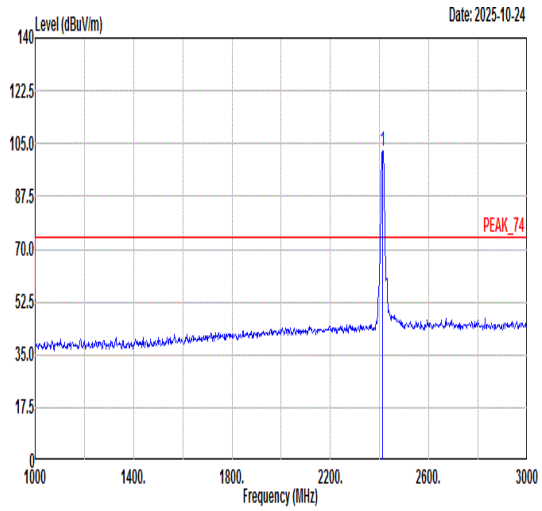 <br>Freq Level Limit Line Margin (dB) Read Level Ant Factor Cable Loss Preamp Factor APos TPos Remark<br>1 2412.00 102.71 ------ ------ 99.00 32.46 5.38 34.13 231 111 PEAK |
| Avg | 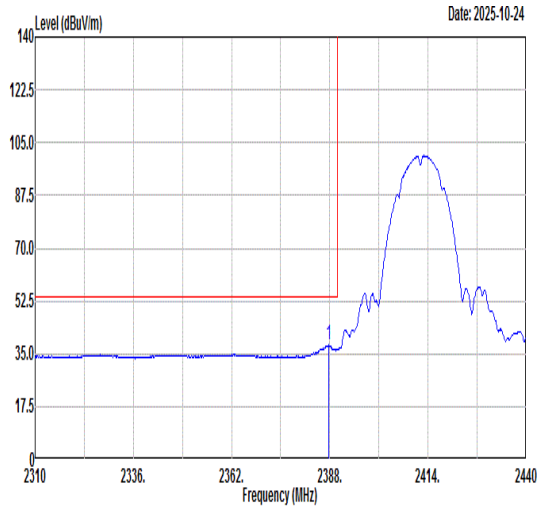 <br>Freq Level Limit Line Margin (dB) Read Level Ant Factor Cable Loss Preamp Factor APos TPos Remark<br>1 2387.74 37.82 54.00 -16.18 34.18 32.42 5.36 34.14 231 111 AVERAGE | 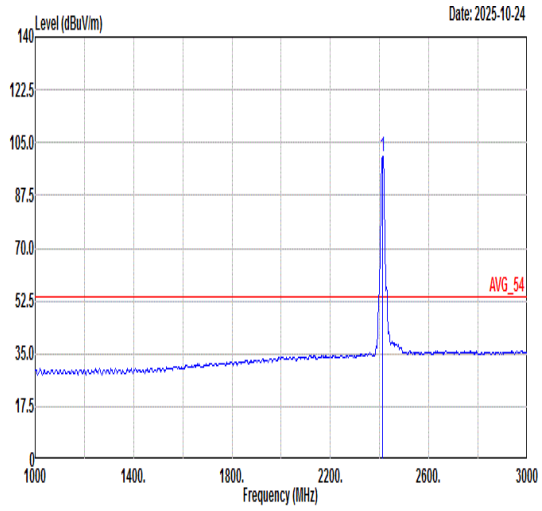 <br>Freq Level Limit Line Margin (dB) Read Level Ant Factor Cable Loss Preamp Factor APos TPos Remark<br>1 2412.00 100.56 ------ ------ 96.85 32.46 5.38 34.13 231 111 AVERAGE |

| Mode | 11 | |
|---|---|---|
| | Harmonic | |
| | 2400-2483.5_802.11b_CH01_2412MHz | |
| ANT | 5 | |
| Pol. | Horizontal | Vertical |
| Peak<br>Avg | 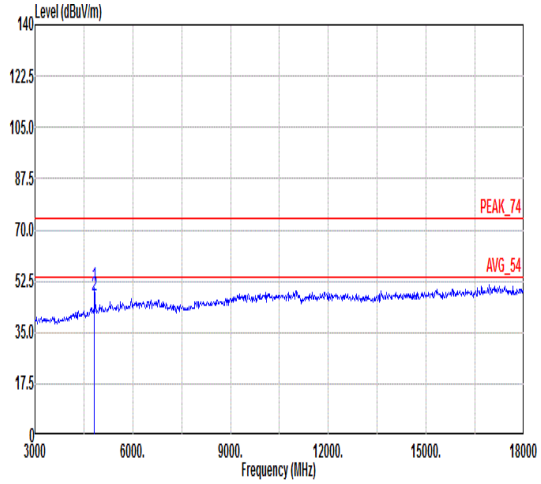 <br><br>Freq Level Limit Line Margin Read Level Ant Factor Cable Loss Preamp Factor APos TPos Remark<br>MHz dBuV/m dBuV/m dB dBuV dB/m dB dB cm deg<br>1 4824.00 50.77 74.00 -23.23 71.71 35.02 8.88 64.84 100 29 Peak<br>2 4824.00 47.75 54.00 -6.25 68.69 35.02 8.88 64.84 100 29 Average | 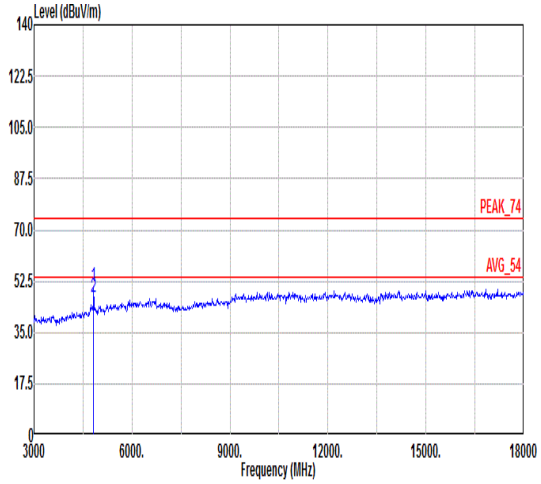 <br><br>Freq Level Limit Line Margin Read Level Ant Factor Cable Loss Preamp Factor APos TPos Remark<br>MHz dBuV/m dBuV/m dB dBuV dB/m dB dB cm deg<br>1 4824.00 50.69 74.00 -23.31 71.63 35.02 8.88 64.84 140 326 Peak<br>2 4824.00 47.08 54.00 -6.92 68.02 35.02 8.88 64.84 140 326 Average |

| Mode | 12 | |
|---|---|---|
| | Harmonic | |
| | 2400-2483.5_802.11b_CH06_2437MHz | |
| ANT | 5 | |
| Pol. | Horizontal | Vertical |
| Peak<br>Avg | 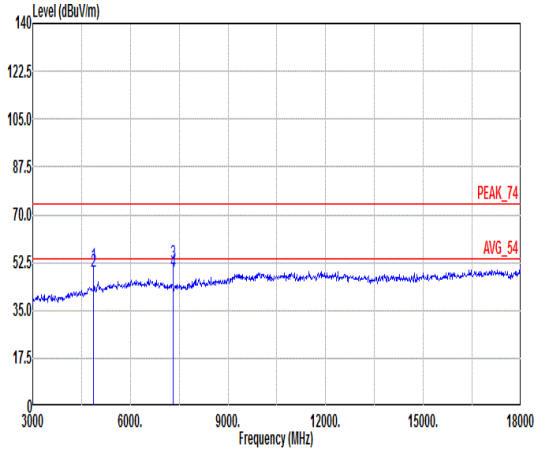 <br><br>Freq Level Limit Line Margin Read Level Ant Factor Cable Loss Preamp Factor APos TPos Remark<br>MHz dBuV/m dBuV/m dB dBuV dB/m dB dB cm deg<br>1 4874.00 51.15 74.00 -22.85 72.19 35.07 8.72 64.83 241 34 Peak<br>2 4874.00 48.97 54.00 -5.03 70.01 35.07 8.72 64.83 241 34 Average<br>3 7311.00 52.31 74.00 -21.69 71.04 36.10 10.18 65.01 100 298 Peak<br>4 7311.00 49.11 54.00 -4.89 67.84 36.10 10.18 65.01 100 298 Average | 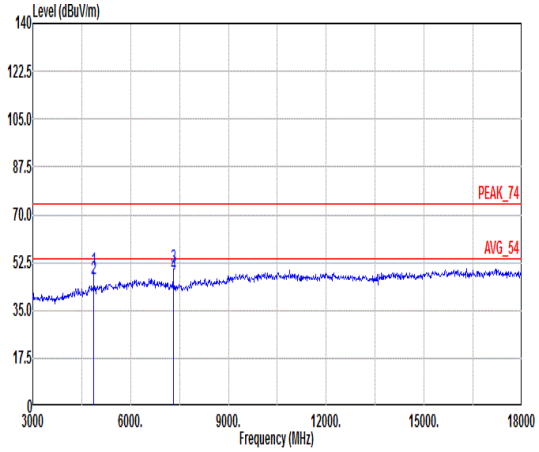 <br><br>Freq Level Limit Line Margin Read Level Ant Factor Cable Loss Preamp Factor APos TPos Remark<br>MHz dBuV/m dBuV/m dB dBuV dB/m dB dB cm deg<br>1 4874.00 49.63 74.00 -24.37 70.67 35.07 8.72 64.83 100 304 Peak<br>2 4874.00 46.28 54.00 -7.72 67.32 35.07 8.72 64.83 100 304 Average<br>3 7311.00 50.77 74.00 -23.23 69.50 36.10 10.18 65.01 215 33 Peak<br>4 7311.00 47.86 54.00 -6.14 66.59 36.10 10.18 65.01 194 27 Average |

| Mode | 13 | |
|---|---|---|
| | Band Edge | |
| | 2400-2483.5_802.11b_CH11_2462MHz | |
| ANT | 5 | |
| Pol. | Horizontal | Fundamental |
| Peak | 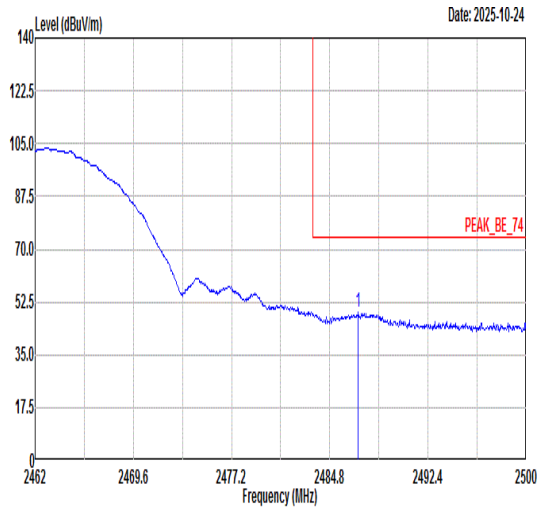 <br>Freq Level Limit Line Margin (dB) Read Level Ant Factor Cable Loss Preamp Factor APos TPos Remark<br>MHz dBuV/m dBuV/m dBuV dB/m dB dB cm deg<br>1 2487.00 48.99 74.00 -25.01 44.59 32.58 5.93 34.11 380 147 PEAK | 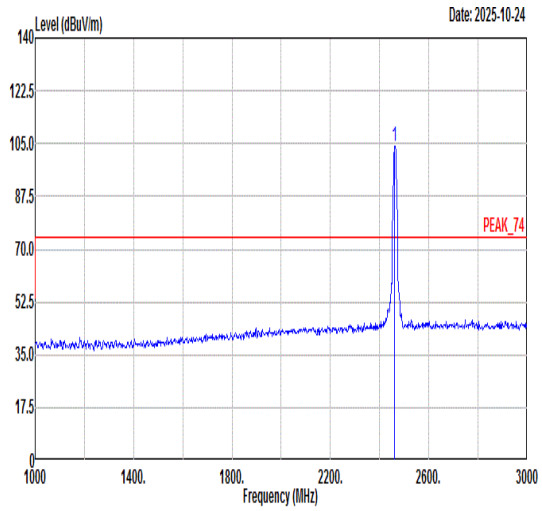 <br>Freq Level Limit Line Margin (dB) Read Level Ant Factor Cable Loss Preamp Factor APos TPos Remark<br>MHz dBuV/m dBuV/m dBuV dB/m dB dB cm deg<br>1 2462.00 104.28 ------ ------ 100.18 32.54 5.68 34.12 380 147 PEAK |
| Avg | 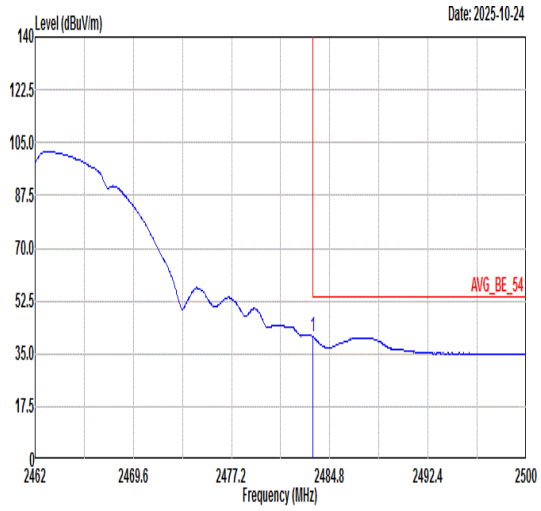 <br>Freq Level Limit Line Margin (dB) Read Level Ant Factor Cable Loss Preamp Factor APos TPos Remark<br>MHz dBuV/m dBuV/m dBuV dB/m dB dB cm deg<br>1 2483.51 40.59 54.00 -13.41 36.18 32.57 5.95 34.11 380 147 AVERAGE | 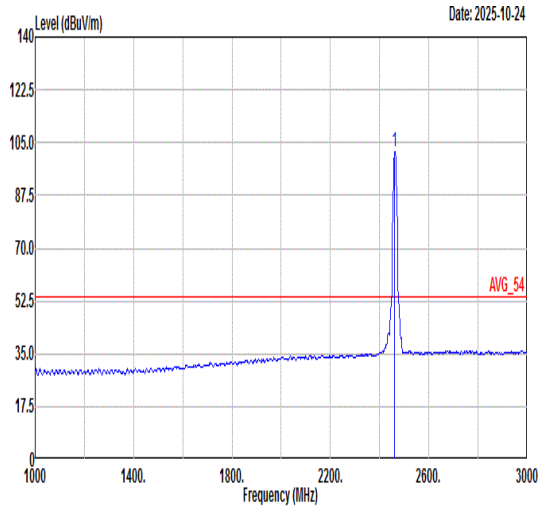 <br>Freq Level Limit Line Margin (dB) Read Level Ant Factor Cable Loss Preamp Factor APos TPos Remark<br>MHz dBuV/m dBuV/m dBuV dB/m dB dB cm deg<br>1 2462.00 102.13 ------ ------ 98.03 32.54 5.68 34.12 380 147 AVERAGE |

| Mode | 13 | |
|---|---|---|
| | Band Edge | |
| | 2400-2483.5_802.11b_CH11_2462MHz | |
| ANT | 5 | |
| Pol. | Vertical | Fundamental |
| Peak | 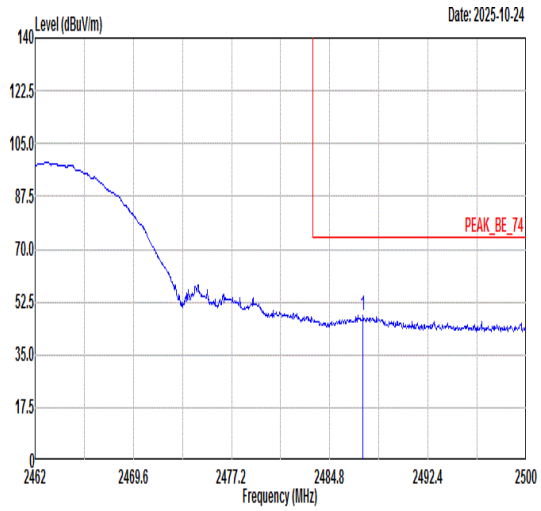 <br>Freq Level Limit Line Margin (dB) Read Level Ant Factor Cable Loss Preamp Factor APos TPos Remark<br>1 2487.38 48.05 74.00 -25.95 43.65 32.58 5.93 34.11 176 37 PEAK | 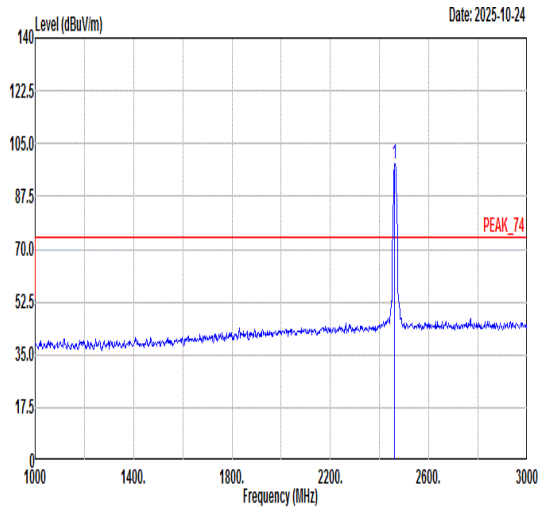 <br>Freq Level Limit Line Margin (dB) Read Level Ant Factor Cable Loss Preamp Factor APos TPos Remark<br>1 2462.00 98.43 ------ ------ 94.30 32.54 5.70 34.11 176 37 PEAK |
| Avg | 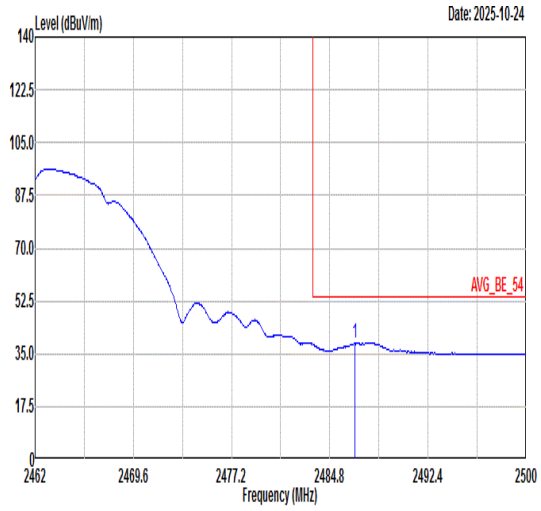 <br>Freq Level Limit Line Margin (dB) Read Level Ant Factor Cable Loss Preamp Factor APos TPos Remark<br>1 2486.74 38.60 54.00 -15.40 34.20 32.58 5.93 34.11 176 37 AVERAGE | 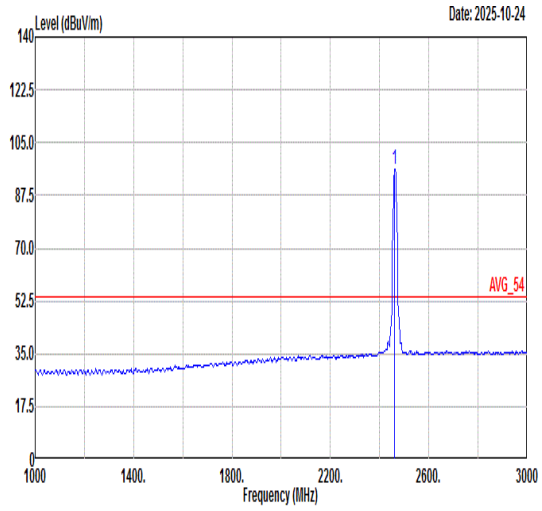 <br>Freq Level Limit Line Margin (dB) Read Level Ant Factor Cable Loss Preamp Factor APos TPos Remark<br>1 2462.00 96.14 ------ ------ 92.04 32.54 5.68 34.12 176 37 AVERAGE |

| Mode | 13 | |
|---|---|---|
| | Harmonic | |
| | 2400-2483.5_802.11b_CH11_2462MHz | |
| ANT | 5 | |
| Pol. | Horizontal | Vertical |
| Peak<br>Avg | 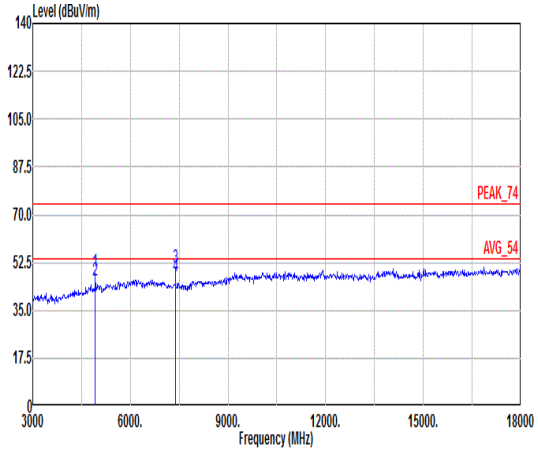 <br><br>Freq Level Limit Line Margin Read Level Ant Factor Cable Loss Preamp Factor APos TPos Remark<br>MHz dBuV/m dBuV/m dB dBuV dB/m dB dB cm deg<br>1 4924.00 49.05 74.00 -24.95 70.18 35.12 8.57 64.82 100 52 Peak<br>2 4924.00 46.05 54.00 -7.95 67.18 35.12 8.57 64.82 100 52 Average<br>3 7386.00 50.48 74.00 -23.52 69.18 36.10 10.18 64.98 100 45 Peak<br>4 7386.00 47.55 54.00 -6.45 66.25 36.10 10.18 64.98 100 45 Average | 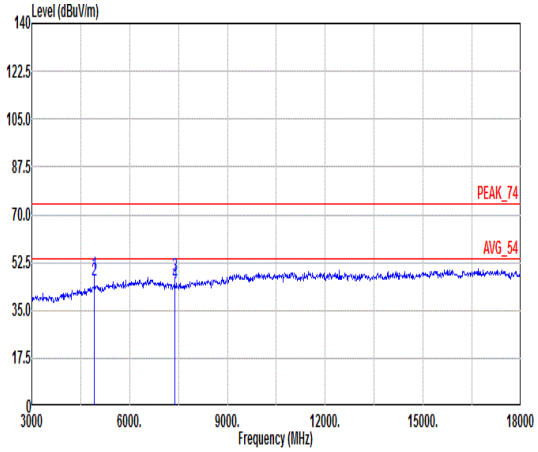 <br><br>Freq Level Limit Line Margin Read Level Ant Factor Cable Loss Preamp Factor APos TPos Remark<br>MHz dBuV/m dBuV/m dB dBuV dB/m dB dB cm deg<br>1 4924.00 48.10 74.00 -25.90 69.23 35.12 8.57 64.82 100 7 Peak<br>2 4924.00 45.81 54.00 -8.19 66.94 35.12 8.57 64.82 100 7 Average<br>3 7386.00 47.51 74.00 -26.49 66.21 36.10 10.18 64.98 100 2 Peak<br>4 7386.00 45.15 54.00 -8.85 63.85 36.10 10.18 64.98 100 2 Average |

| Mode | 14 | |
|---|---|---|
| | Band Edge | |
| | 2400-2483.5_802.11g_CH01_2412MHz | |
| ANT | 5 | |
| Pol. | Horizontal | Fundamental |
| Peak | 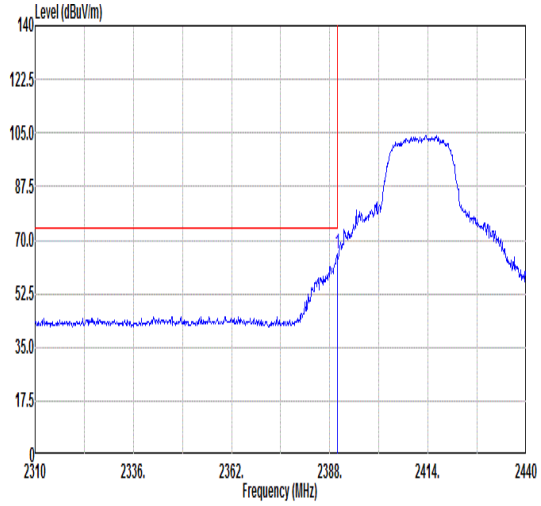 <br>Freq Level Limit Line Margin Read Level Ant Factor Cable Loss Preamp Factor APos TPos Remark<br>MHz dBuV/m dBuV/m dB dBuV dB/m dB dB cm deg<br>1 2389.95 65.74 74.00 -8.26 62.10 32.42 5.36 34.14 400 160 PEAK | 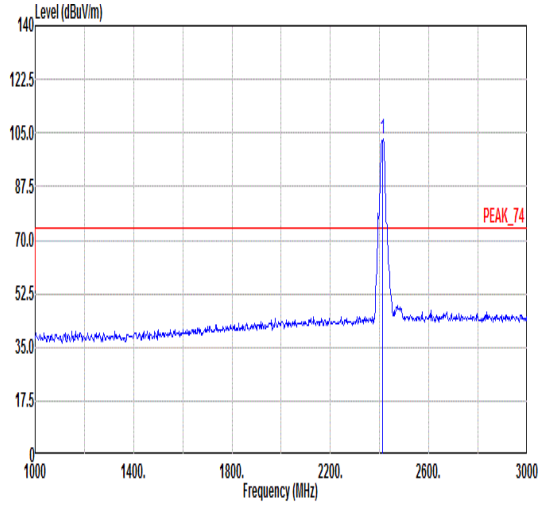 <br>Freq Level Limit Line Margin Read Level Ant Factor Cable Loss Preamp Factor APos TPos Remark<br>MHz dBuV/m dBuV/m dB dBuV dB/m dB dB cm deg<br>1 2412.00 103.22 ------ ------ 99.50 32.47 5.38 34.13 400 160 PEAK |
| Avg | 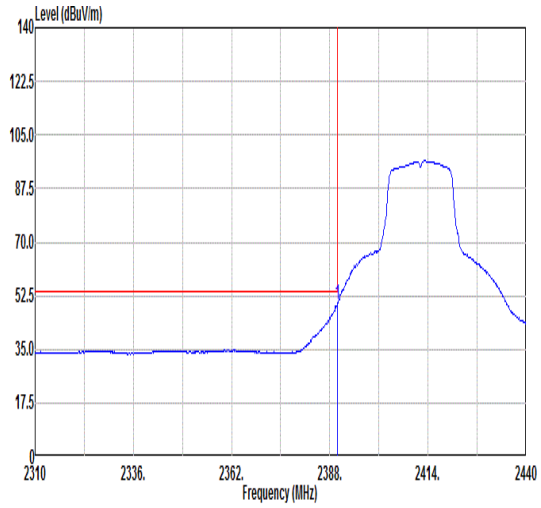 <br>Freq Level Limit Line Margin Read Level Ant Factor Cable Loss Preamp Factor APos TPos Remark<br>MHz dBuV/m dBuV/m dB dBuV dB/m dB dB cm deg<br>1 2389.95 49.69 54.00 -4.31 46.05 32.42 5.36 34.14 400 160 AVERAGE | 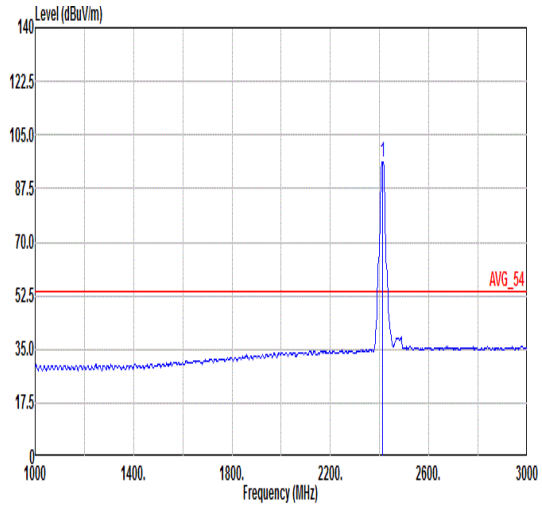 <br>Freq Level Limit Line Margin Read Level Ant Factor Cable Loss Preamp Factor APos TPos Remark<br>MHz dBuV/m dBuV/m dB dBuV dB/m dB dB cm deg<br>1 2412.00 96.37 ------ ------ 92.66 32.46 5.38 34.13 400 160 AVERAGE |

| Mode | 14 | |
|---|---|---|
| | Band Edge | |
| | 2400-2483.5_802.11g_CH01_2412MHz | |
| ANT | 5 | |
| Pol. | Vertical | Fundamental |
| Peak | 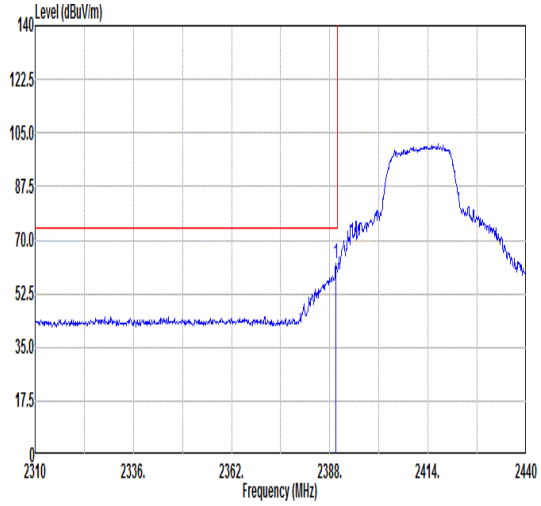 <br><br>Freq Level Limit Line Margin Read Level Ant Factor Cable Loss Preamp Factor APos TPos Remark<br>MHz dBuV/m dBuV/m dB dBuV dB/m dB dB cm deg<br>1 2389.69 62.20 74.00 -11.80 58.56 32.42 5.36 34.14 205 73 PEAK | 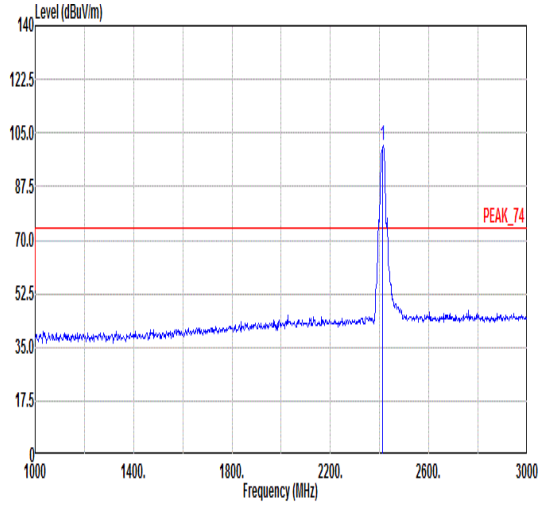 <br><br>Freq Level Limit Line Margin Read Level Ant Factor Cable Loss Preamp Factor APos TPos Remark<br>MHz dBuV/m dBuV/m dB dBuV dB/m dB dB cm deg<br>1 2412.00 101.08 ------ ------ 97.37 32.46 5.38 34.13 205 73 PEAK |
| Avg | 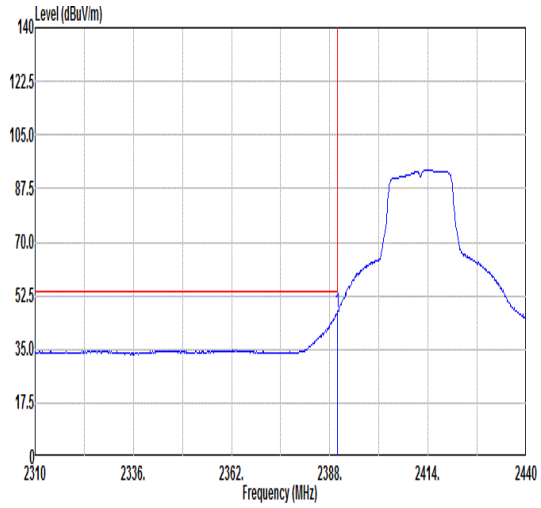 <br><br>Freq Level Limit Line Margin Read Level Ant Factor Cable Loss Preamp Factor APos TPos Remark<br>MHz dBuV/m dBuV/m dB dBuV dB/m dB dB cm deg<br>1 2389.95 46.92 54.00 -7.08 43.28 32.42 5.36 34.14 205 73 AVERAGE | 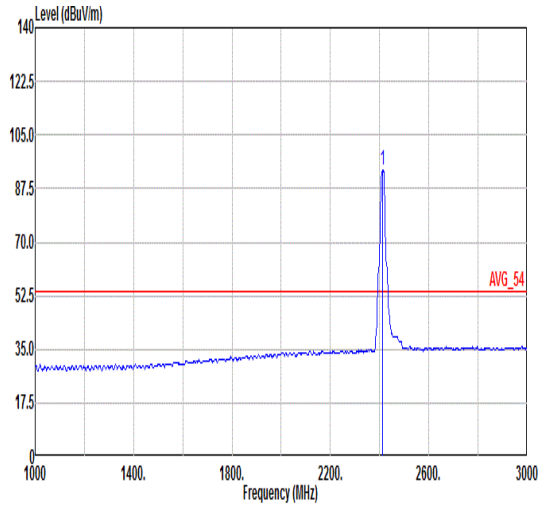 <br><br>Freq Level Limit Line Margin Read Level Ant Factor Cable Loss Preamp Factor APos TPos Remark<br>MHz dBuV/m dBuV/m dB dBuV dB/m dB dB cm deg<br>1 2412.00 93.34 ------ ------ 89.63 32.46 5.38 34.13 205 73 AVERAGE |

| Mode | 14 | |
|---|---|---|
| | Harmonic | |
| | 2400-2483.5_802.11g_CH01_2412MHz | |
| ANT | 5 | |
| Pol. | Horizontal | Vertical |
| Peak<br>Avg | 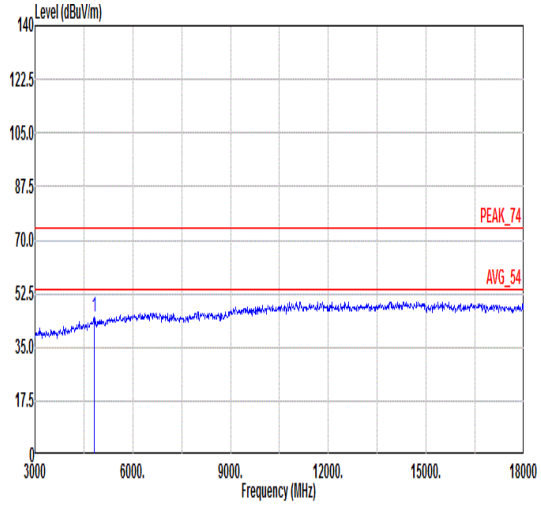 <br><br>Freq Level Limit Line Margin Read Level Ant Factor Cable Loss Preamp Factor APos TPos Remark<br>MHz dBuV/m dBuV/m dB dBuV dB/m dB dB cm deg<br>1 4824.00 44.68 74.00 -29.32 65.62 35.02 8.88 64.84 --- --- Peak | 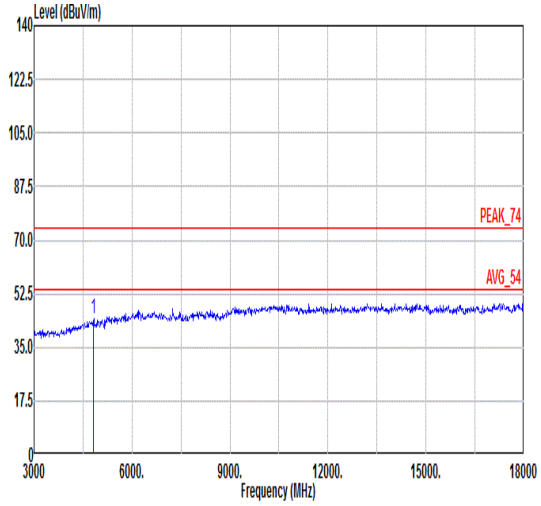 <br><br>Freq Level Limit Line Margin Read Level Ant Factor Cable Loss Preamp Factor APos TPos Remark<br>MHz dBuV/m dBuV/m dB dBuV dB/m dB dB cm deg<br>1 4824.00 44.25 74.00 -29.75 65.19 35.02 8.88 64.84 --- --- Peak |

| Mode | 15 | |
|---|---|---|
| | Band Edge - L | |
| | 2400-2483.5_802.11g_CH06_2437MHz | |
| ANT | 5 | |
| Pol. | Horizontal | Fundamental |
| Peak | 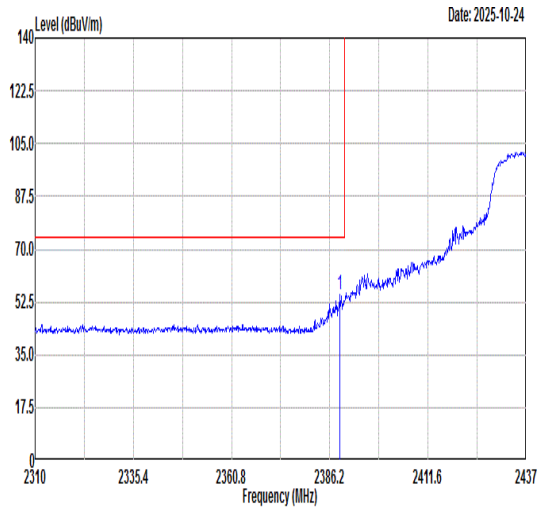 <br>Freq Level Limit Line Margin (dB) Read Level Ant Factor Cable Loss Preamp Factor APos TPos Remark<br>1 2388.87 54.90 74.00 -19.10 51.26 32.42 5.36 34.14 300 46 PEAK | 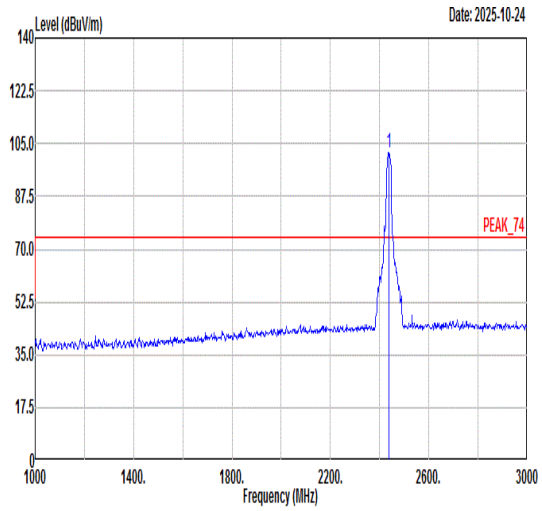 <br>Freq Level Limit Line Margin (dB) Read Level Ant Factor Cable Loss Preamp Factor APos TPos Remark<br>1 2437.00 101.89 ------ ------ 98.10 32.50 5.41 34.12 300 46 PEAK |
| Avg | 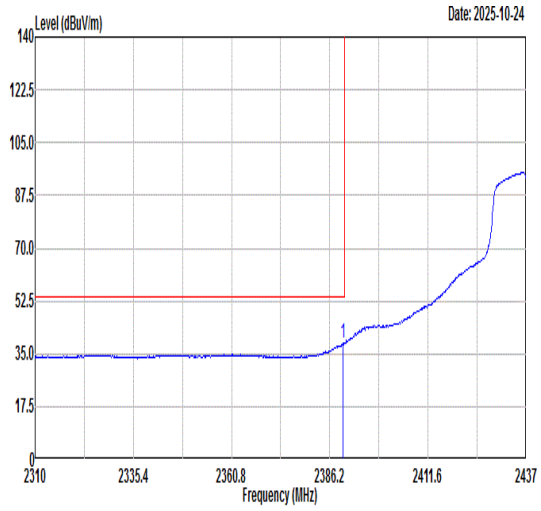 <br>Freq Level Limit Line Margin (dB) Read Level Ant Factor Cable Loss Preamp Factor APos TPos Remark<br>1 2389.63 38.70 54.00 -15.30 35.06 32.42 5.36 34.14 300 46 AVERAGE | 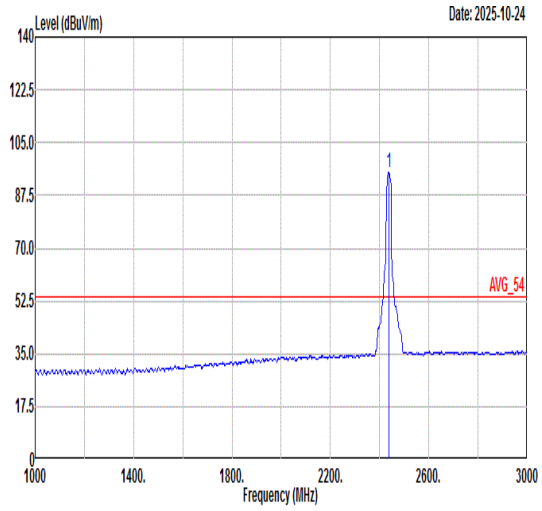 <br>Freq Level Limit Line Margin (dB) Read Level Ant Factor Cable Loss Preamp Factor APos TPos Remark<br>1 2437.00 95.00 ------ ------ 91.22 32.50 5.41 34.13 300 46 AVERAGE |

| Mode | 15 | |
|---|---|---|
| | Band Edge - R | |
| | 2400-2483.5_802.11g_CH06_2437MHz | |
| ANT | 5 | |
| Pol. | Horizontal | Fundamental |
| Peak | 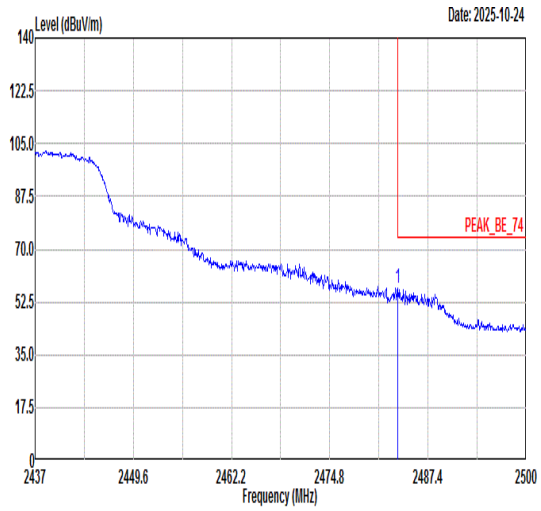 <br>Freq Level Limit Line Margin (dB) Read Level Ant Factor Cable Loss Preamp Factor APos TPos Remark<br>MHz dBuV/m dBuV/m dBuV dB/m dB dB cm deg<br>1 2483.56 56.84 74.00 -17.16 52.43 32.57 5.95 34.11 300 46 PEAK | Blank |
| Avg | 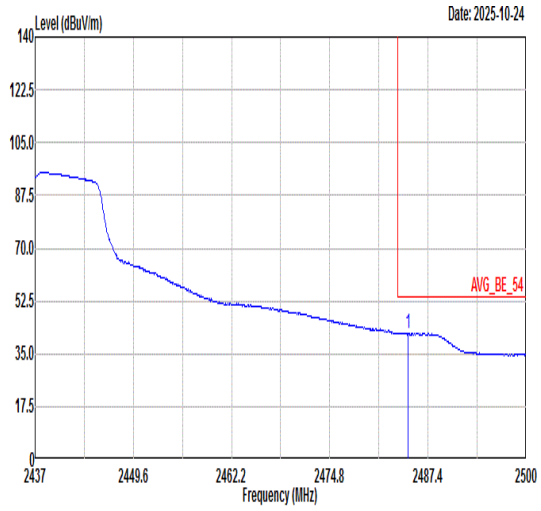 <br>Freq Level Limit Line Margin (dB) Read Level Ant Factor Cable Loss Preamp Factor APos TPos Remark<br>MHz dBuV/m dBuV/m dBuV dB/m dB dB cm deg<br>1 2484.82 41.98 54.00 -12.02 37.57 32.58 5.94 34.11 300 46 AVERAGE | Blank |

| Mode | 15 | |
|---|---|---|
| | Band Edge - L | |
| | 2400-2483.5_802.11g_CH06_2437MHz | |
| ANT | 5 | |
| Pol. | Vertical | Fundamental |
| Peak | 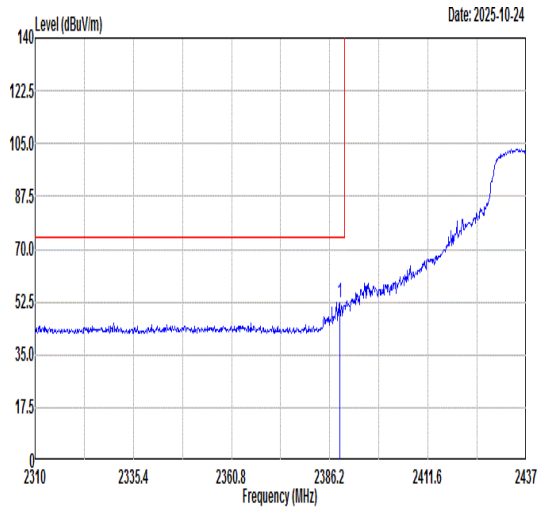 <br>Freq Level Limit Line Margin (dB) Read Level Ant Factor Cable Loss Preamp Factor APos TPos Remark<br>MHz dBuV/m dBuV/m dBuV dB/m dB dB cm deg<br>1 2388.87 52.51 74.00 -21.49 48.87 32.42 5.36 34.14 183 360 PEAK | 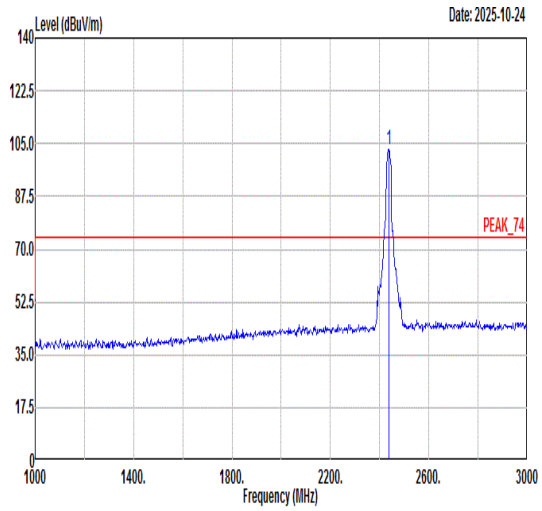 <br>Freq Level Limit Line Margin (dB) Read Level Ant Factor Cable Loss Preamp Factor APos TPos Remark<br>MHz dBuV/m dBuV/m dBuV dB/m dB dB cm deg<br>1 2437.00 103.16 ------ ------ 99.37 32.50 5.41 34.12 183 360 PEAK |
| Avg | 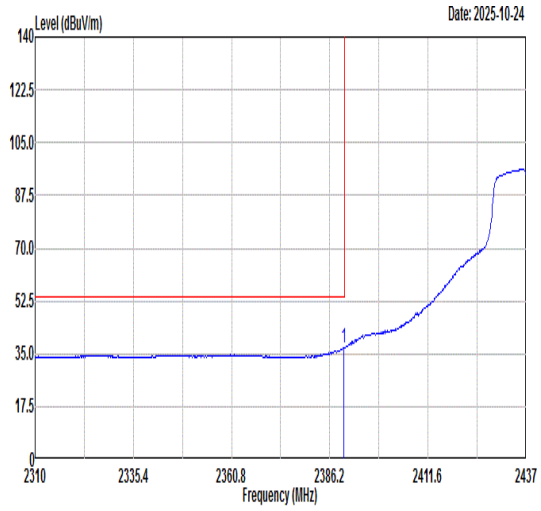 <br>Freq Level Limit Line Margin (dB) Read Level Ant Factor Cable Loss Preamp Factor APos TPos Remark<br>MHz dBuV/m dBuV/m dBuV dB/m dB dB cm deg<br>1 2389.76 36.91 54.00 -17.09 33.27 32.42 5.36 34.14 183 360 AVERAGE | 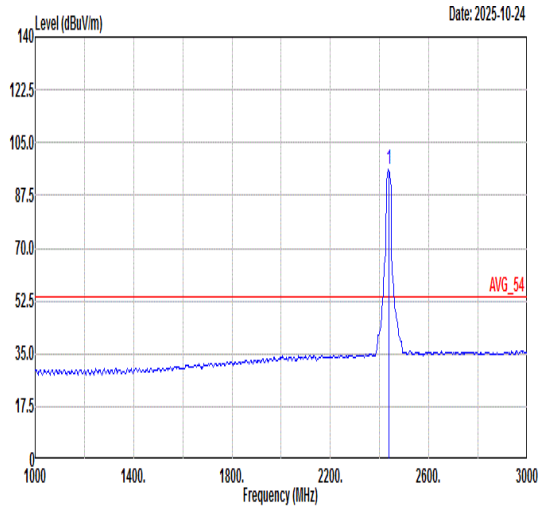 <br>Freq Level Limit Line Margin (dB) Read Level Ant Factor Cable Loss Preamp Factor APos TPos Remark<br>MHz dBuV/m dBuV/m dBuV dB/m dB dB cm deg<br>1 2437.00 95.99 ------ ------ 92.21 32.50 5.41 34.13 183 360 AVERAGE |

| Mode | 15 | |
|---|---|---|
| | Band Edge - R | |
| | 2400-2483.5_802.11g_CH06_2437MHz | |
| ANT | 5 | |
| Pol. | Vertical | Fundamental |
| Peak | 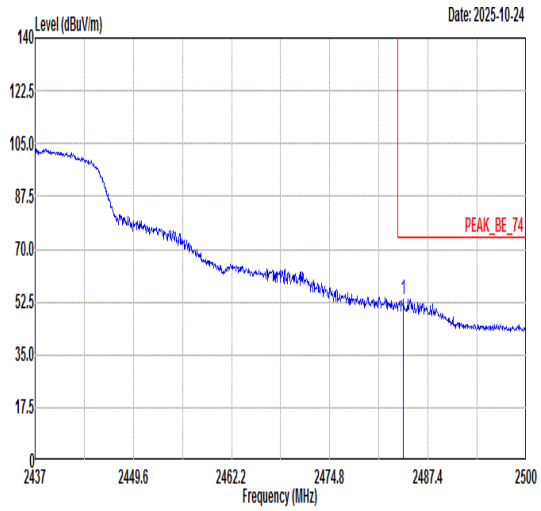 <br>Freq Level Limit Line Margin (dB) Read Level Ant Factor Cable Loss Preamp Factor APos TPos Remark<br>MHz dBuV/m dBuV/m dBuV dB/m dB dB cm deg<br>1 2484.25 53.51 74.00 -20.49 49.11 32.57 5.94 34.11 183 360 PEAK | Blank |
| Avg | 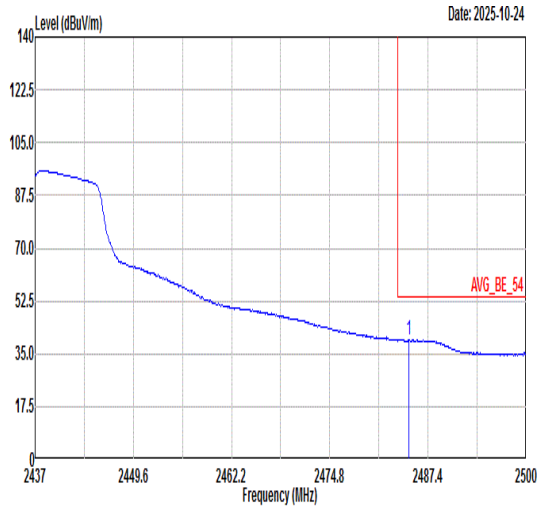 <br>Freq Level Limit Line Margin (dB) Read Level Ant Factor Cable Loss Preamp Factor APos TPos Remark<br>MHz dBuV/m dBuV/m dBuV dB/m dB dB cm deg<br>1 2484.94 39.75 54.00 -14.25 35.34 32.58 5.94 34.11 183 360 AVERAGE | Blank |

| Mode | 15 | |
|---|---|---|
| | Harmonic | |
| | 2400-2483.5_802.11g_CH06_2437MHz | |
| ANT | 5 | |
| Pol. | Horizontal | Vertical |
| Peak<br>Avg | 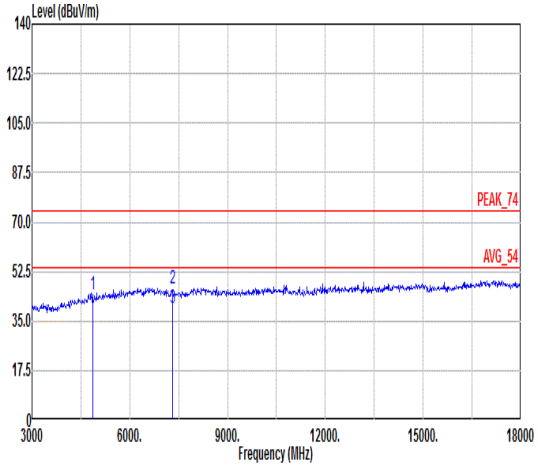 <br><br>Freq Level Limit Line Margin Read Level Ant Factor Cable Loss Preamp Factor APos TPos Remark<br>MHz dBuV/m dBuV/m dB dBuV dB/m dB dB cm deg<br>1 4874.00 44.18 74.00 -29.82 65.22 35.07 8.72 64.83 --- --- Peak<br>2 7311.00 46.72 74.00 -27.28 65.45 36.10 10.18 65.01 100 304 Peak<br>3 7311.00 39.45 54.00 -14.55 58.18 36.10 10.18 65.01 100 304 Average | 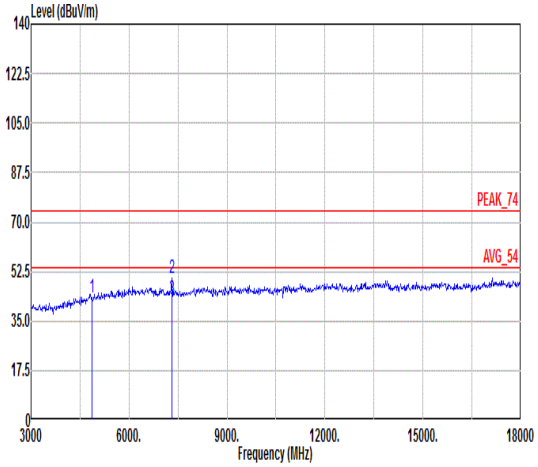 <br><br>Freq Level Limit Line Margin Read Level Ant Factor Cable Loss Preamp Factor APos TPos Remark<br>MHz dBuV/m dBuV/m dB dBuV dB/m dB dB cm deg<br>1 4874.00 43.55 74.00 -30.45 64.59 35.07 8.72 64.83 --- --- Peak<br>2 7311.00 50.37 74.00 -23.63 69.10 36.10 10.18 65.01 100 346 Peak<br>3 7311.00 42.96 54.00 -11.04 61.69 36.10 10.18 65.01 100 346 Average |

| Mode | 16 | |
|---|---|---|
| | Band Edge | |
| | 2400-2483.5_802.11g_CH11_2462MHz | |
| ANT | 5 | |
| Pol. | Horizontal | Fundamental |
| Peak | 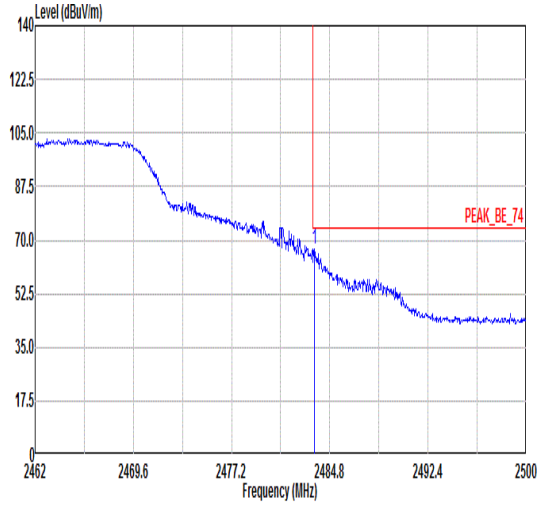 <br>Freq Level Limit Line Margin Read Level Ant Factor Cable Loss Preamp Factor APos TPos Remark<br>MHz dBuV/m dBuV/m dB dBuV dB/m dB dB cm deg<br>1 2483.58 67.01 74.00 -6.99 62.60 32.57 5.95 34.11 373 149 PEAK | 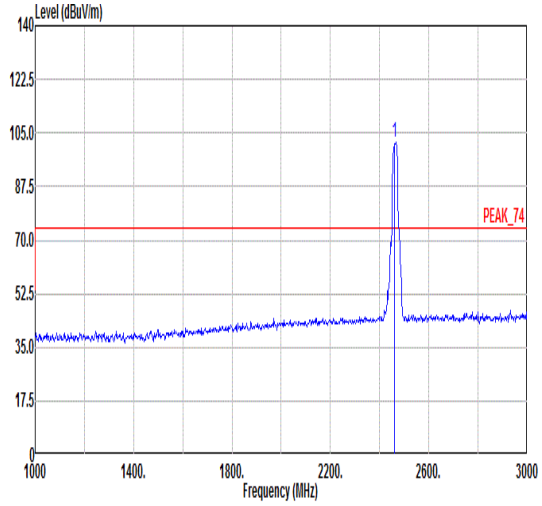 <br>Freq Level Limit Line Margin Read Level Ant Factor Cable Loss Preamp Factor APos TPos Remark<br>MHz dBuV/m dBuV/m dB dBuV dB/m dB dB cm deg<br>1 2462.00 102.07 ------ ------ 97.90 32.55 5.73 34.11 373 149 PEAK |
| Avg | 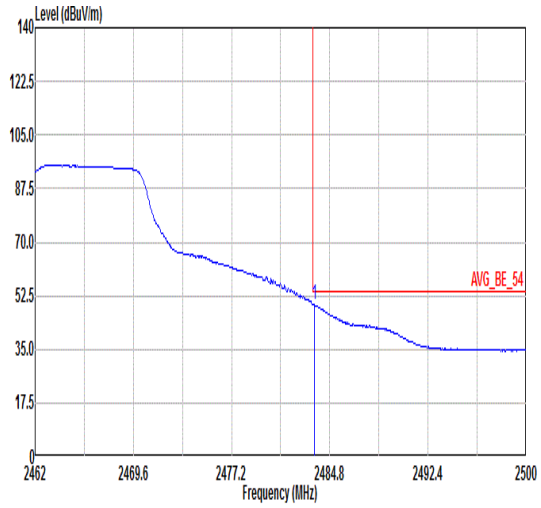 <br>Freq Level Limit Line Margin Read Level Ant Factor Cable Loss Preamp Factor APos TPos Remark<br>MHz dBuV/m dBuV/m dB dBuV dB/m dB dB cm deg<br>1 2483.58 49.71 54.00 -4.29 45.30 32.57 5.95 34.11 373 149 AVERAGE | 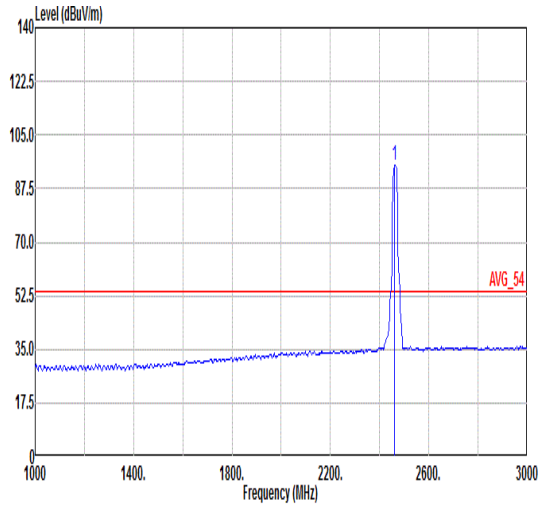 <br>Freq Level Limit Line Margin Read Level Ant Factor Cable Loss Preamp Factor APos TPos Remark<br>MHz dBuV/m dBuV/m dB dBuV dB/m dB dB cm deg<br>1 2462.00 94.91 ------ ------ 90.78 32.54 5.70 34.11 373 149 AVERAGE |

| Mode | 16 | |
|---|---|---|
| | Band Edge | |
| | 2400-2483.5_802.11g_CH11_2462MHz | |
| ANT | 5 | |
| Pol. | Vertical | Fundamental |
| Peak | 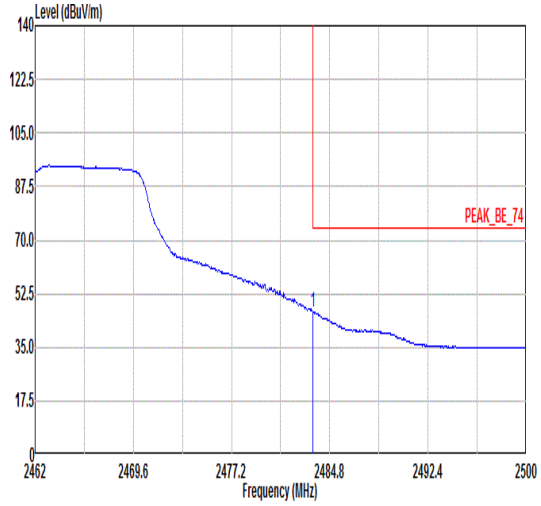 <br>Freq Level Limit Line Margin Read Level Ant Factor Cable Loss Preamp Factor APos TPos Remark<br>MHz dBuV/m dBuV/m dB dBuV dB/m dB dB cm deg<br>1 2483.51 46.53 74.00 -27.47 42.12 32.57 5.95 34.11 224 104 PEAK | 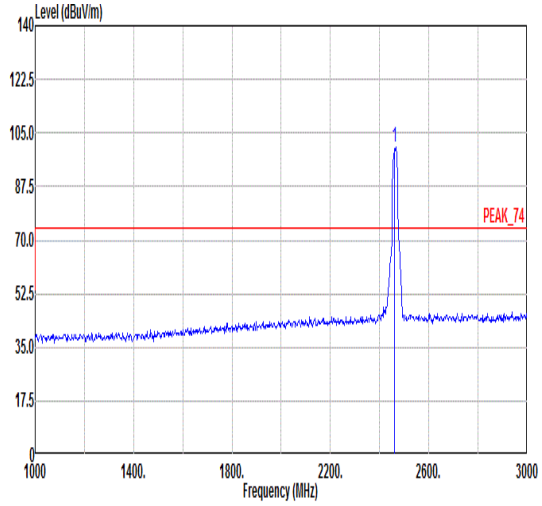 <br>Freq Level Limit Line Margin Read Level Ant Factor Cable Loss Preamp Factor APos TPos Remark<br>MHz dBuV/m dBuV/m dB dBuV dB/m dB dB cm deg<br>1 2462.00 100.40 ------ ------ 96.20 32.55 5.76 34.11 224 104 PEAK |
| Avg | 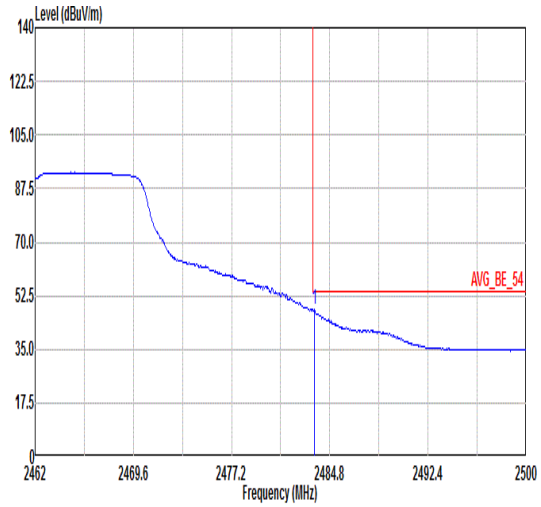 <br>Freq Level Limit Line Margin Read Level Ant Factor Cable Loss Preamp Factor APos TPos Remark<br>MHz dBuV/m dBuV/m dB dBuV dB/m dB dB cm deg<br>1 2483.58 47.93 54.00 -6.07 43.52 32.57 5.95 34.11 224 104 AVERAGE | 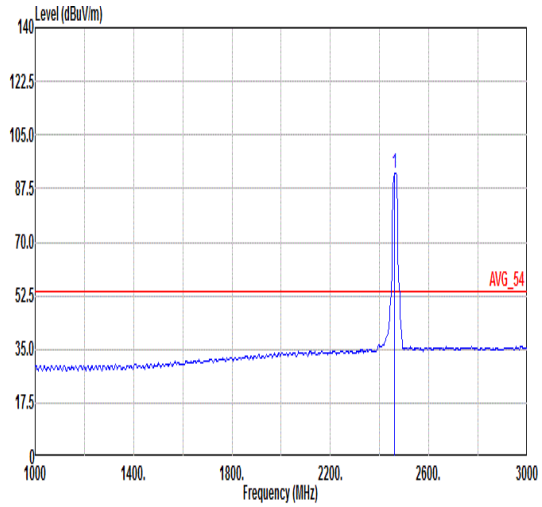 <br>Freq Level Limit Line Margin Read Level Ant Factor Cable Loss Preamp Factor APos TPos Remark<br>MHz dBuV/m dBuV/m dB dBuV dB/m dB dB cm deg<br>1 2462.00 92.47 ------ ------ 88.30 32.55 5.73 34.11 224 104 AVERAGE |

| Mode | 16 | |
|---|---|---|
| | Harmonic | |
| | 2400-2483.5_802.11g_CH11_2462MHz | |
| ANT | 5 | |
| Pol. | Horizontal | Vertical |
| Peak<br>Avg | 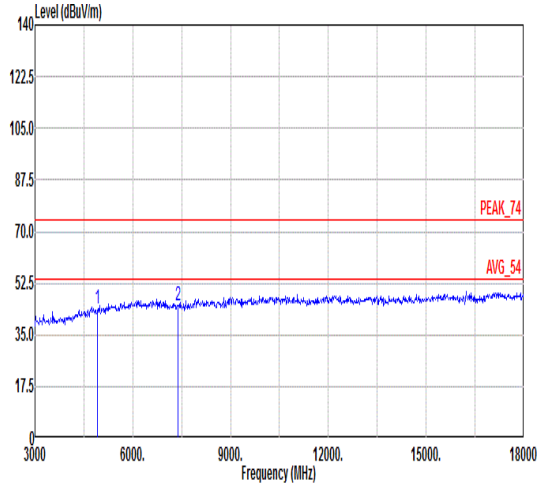 <br><br>Freq Level Limit Line Margin Read Level Ant Factor Cable Loss Preamp Factor APos TPos Remark<br>MHz dBuV/m dBuV/m dB dBuV dB/m dB dB cm deg<br>1 4924.00 44.06 74.00 -29.94 65.19 35.12 8.57 64.82 --- --- Peak<br>2 7386.00 45.08 74.00 -28.92 63.78 36.10 10.18 64.98 --- --- Peak | 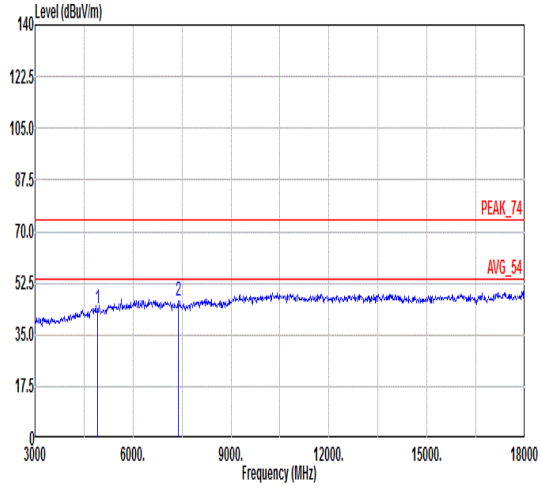 <br><br>Freq Level Limit Line Margin Read Level Ant Factor Cable Loss Preamp Factor APos TPos Remark<br>MHz dBuV/m dBuV/m dB dBuV dB/m dB dB cm deg<br>1 4924.00 43.71 74.00 -30.29 64.84 35.12 8.57 64.82 --- --- Peak<br>2 7386.00 46.26 74.00 -27.74 64.96 36.10 10.18 64.98 --- --- Peak |

| Mode | 17 | |
|---|---|---|
| | Band Edge | |
| | 2400-2483.5_802.11n HT20_CH01_2412MHz | |
| ANT | 5 | |
| Pol. | Horizontal | Fundamental |
| Peak | 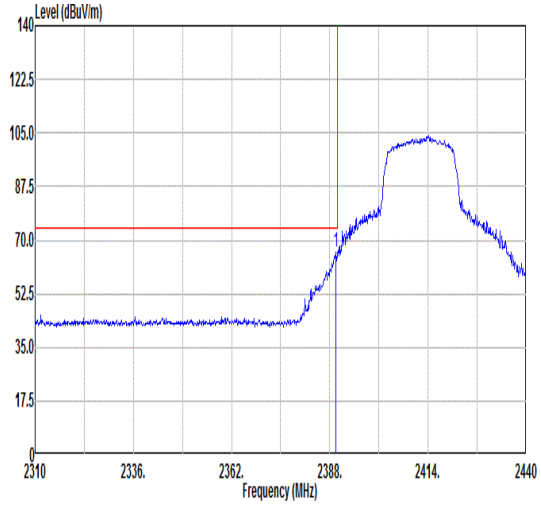 <br><br>Freq Level Limit Line Margin Read Level Ant Factor Cable Loss Preamp Factor APos TPos Remark<br>MHz dBuV/m dBuV/m dB dBuV dB/m dB dB cm deg<br>1 2389.69 66.03 74.00 -7.97 62.39 32.42 5.36 34.14 400 159 PEAK | 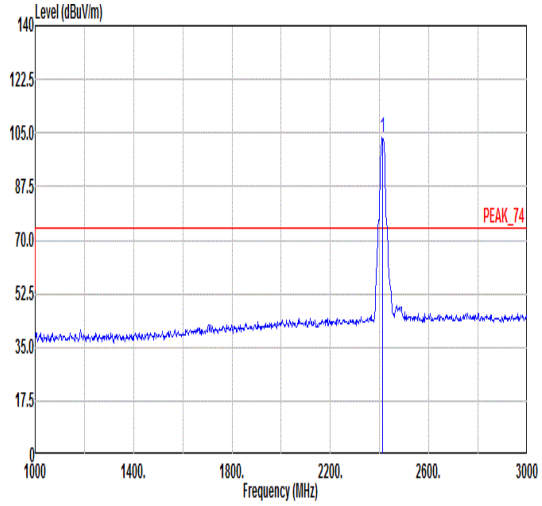 <br><br>Freq Level Limit Line Margin Read Level Ant Factor Cable Loss Preamp Factor APos TPos Remark<br>MHz dBuV/m dBuV/m dB dBuV dB/m dB dB cm deg<br>1 2412.00 103.32 ------ ------ 99.62 32.46 5.38 34.14 400 159 PEAK |
| Avg | 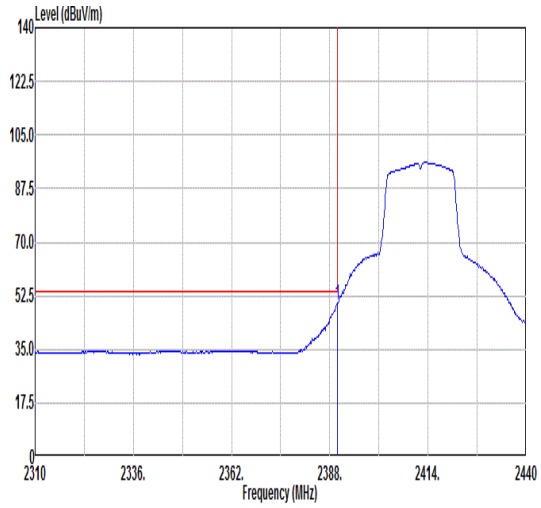 <br><br>Freq Level Limit Line Margin Read Level Ant Factor Cable Loss Preamp Factor APos TPos Remark<br>MHz dBuV/m dBuV/m dB dBuV dB/m dB dB cm deg<br>1 2389.95 49.72 54.00 -4.28 46.08 32.42 5.36 34.14 400 159 AVERAGE | 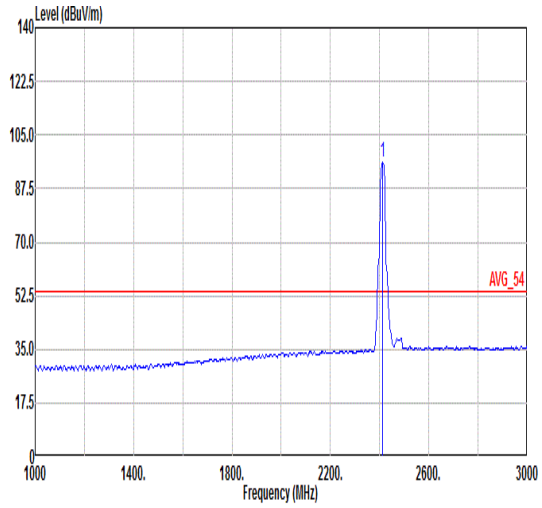 <br><br>Freq Level Limit Line Margin Read Level Ant Factor Cable Loss Preamp Factor APos TPos Remark<br>MHz dBuV/m dBuV/m dB dBuV dB/m dB dB cm deg<br>1 2412.00 95.93 ------ ------ 92.23 32.46 5.38 34.14 400 159 AVERAGE |

| Mode | 17 | |
|---|---|---|
| | Band Edge | |
| | 2400-2483.5_802.11n HT20_CH01_2412MHz | |
| ANT | 5 | |
| Pol. | Vertical | Fundamental |
| Peak | 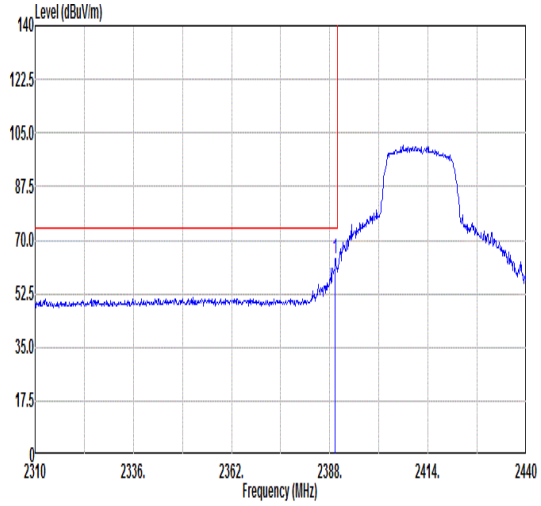 <br><br>Freq Level Limit Line Margin Read Level Ant Factor Cable Loss Preamp Factor APos TPos Remark<br>MHz dBuV/m dBuV/m dB dBuV dB/m dB dB cm deg<br>1 2389.43 64.04 74.00 -9.96 60.40 32.42 5.36 34.14 299 91 PEAK | 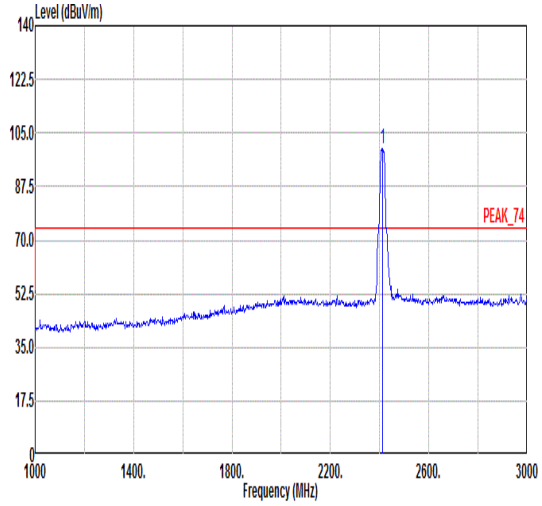 <br><br>Freq Level Limit Line Margin Read Level Ant Factor Cable Loss Preamp Factor APos TPos Remark<br>MHz dBuV/m dBuV/m dB dBuV dB/m dB dB cm deg<br>1 2412.00 99.82 ------ ------ 96.12 32.46 5.38 34.14 299 91 Peak |
| Avg | 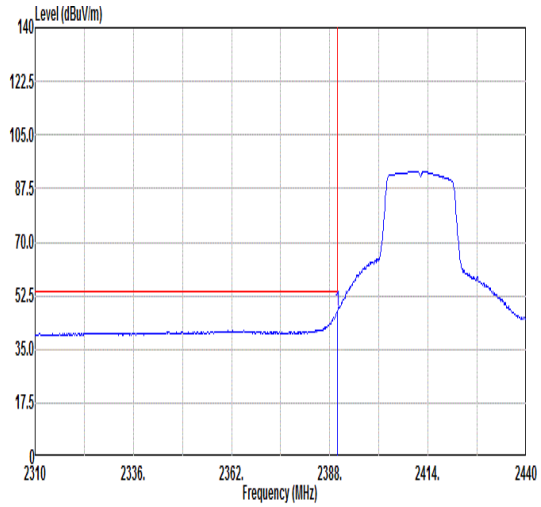 <br><br>Freq Level Limit Line Margin Read Level Ant Factor Cable Loss Preamp Factor APos TPos Remark<br>MHz dBuV/m dBuV/m dB dBuV dB/m dB dB cm deg<br>1 2389.95 47.43 54.00 -6.57 43.79 32.42 5.36 34.14 299 91 AVERAGE | 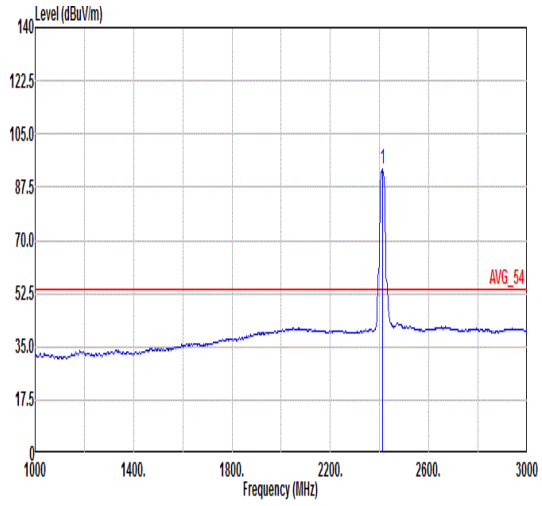 <br><br>Freq Level Limit Line Margin Read Level Ant Factor Cable Loss Preamp Factor APos TPos Remark<br>MHz dBuV/m dBuV/m dB dBuV dB/m dB dB cm deg<br>1 2412.00 93.29 ------ ------ 89.59 32.46 5.38 34.14 299 91 Average |

| Mode | 17 | |
|---|---|---|
| | Harmonic | |
| | 2400-2483.5_802.11n HT20_CH01_2412MHz | |
| ANT | 5 | |
| Pol. | Horizontal | Vertical |
| Peak<br>Avg | 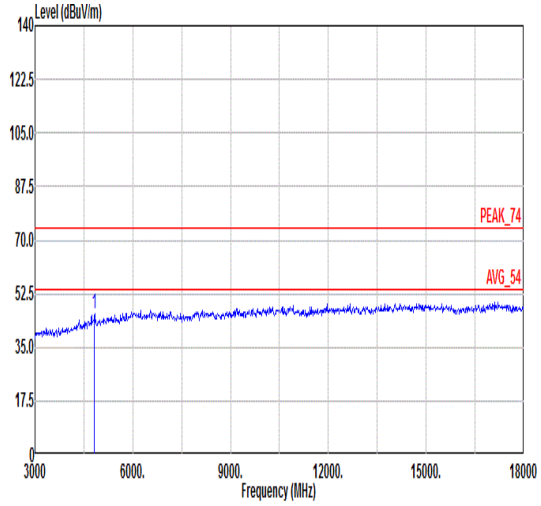 <br>Freq Level Limit Line Margin Read Level Ant Factor Cable Loss Preamp Factor APos TPos Remark<br>MHz dBuV/m dBuV/m dB dBuV dB/m dB dB cm deg<br>1 4824.00 45.83 74.00 -28.17 66.77 35.02 8.88 64.84 --- --- Peak | 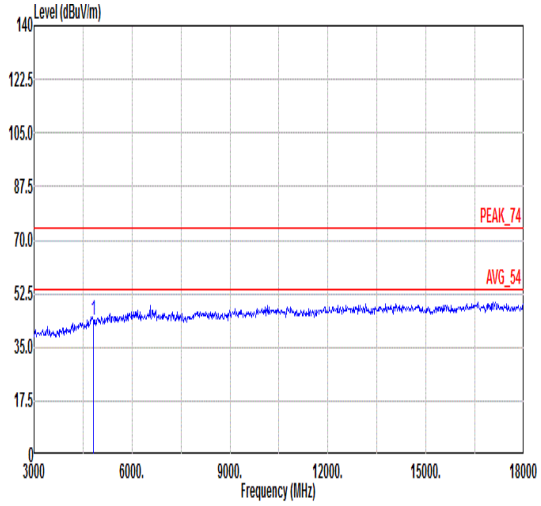 <br>Freq Level Limit Line Margin Read Level Ant Factor Cable Loss Preamp Factor APos TPos Remark<br>MHz dBuV/m dBuV/m dB dBuV dB/m dB dB cm deg<br>1 4824.00 43.78 74.00 -30.22 64.72 35.02 8.88 64.84 --- --- Peak |

| Mode | 18 | |
|---|---|---|
| | Band Edge - L | |
| | 2400-2483.5_802.11n HT20_CH06_2437MHz | |
| ANT | 5 | |
| Pol. | Horizontal | Fundamental |
| Peak | 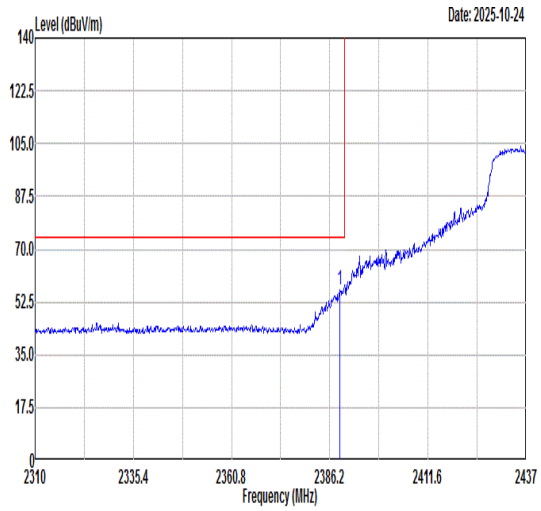 <br>Freq Level Limit Line Margin (dB) Read Level Ant Factor Cable Loss Preamp Factor APos TPos Remark<br>1 2388.74 56.54 74.00 -17.46 52.90 32.42 5.36 34.14 400 162 PEAK | 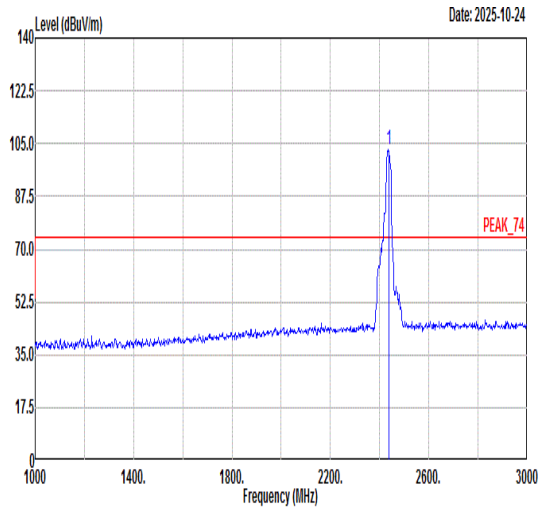 <br>Freq Level Limit Line Margin (dB) Read Level Ant Factor Cable Loss Preamp Factor APos TPos Remark<br>1 2437.00 103.04 ------ ------ 99.28 32.49 5.40 34.13 400 162 PEAK |
| Avg | 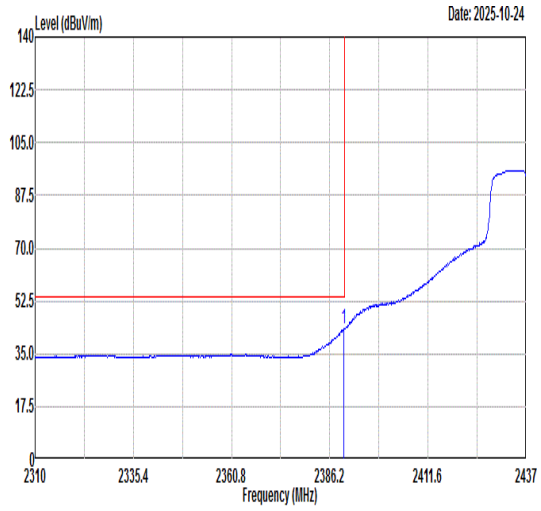 <br>Freq Level Limit Line Margin (dB) Read Level Ant Factor Cable Loss Preamp Factor APos TPos Remark<br>1 2389.76 43.17 54.00 -10.83 39.53 32.42 5.36 34.14 400 162 AVERAGE | 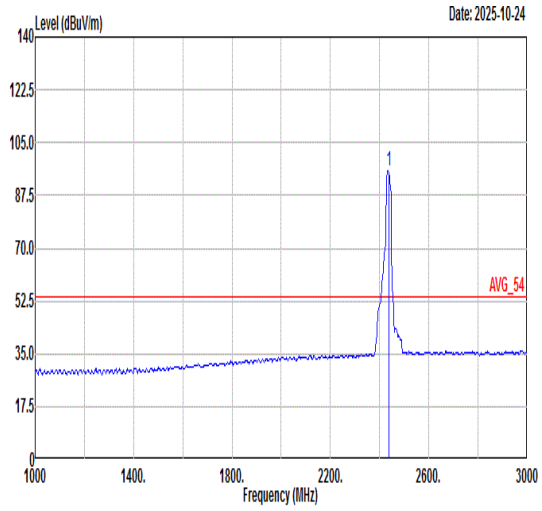 <br>Freq Level Limit Line Margin (dB) Read Level Ant Factor Cable Loss Preamp Factor APos TPos Remark<br>1 2437.00 95.81 ------ ------ 92.03 32.50 5.41 34.13 400 162 AVERAGE |

| Mode | 18 | |
|---|---|---|
| | Band Edge - R | |
| | 2400-2483.5_802.11n HT20_CH06_2437MHz | |
| ANT | 5 | |
| Pol. | Horizontal | Fundamental |
| Peak | 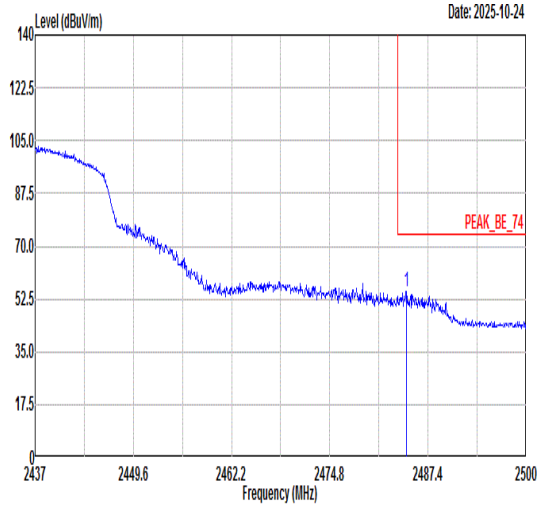 <br>Freq Level Limit Line Margin (dB) Read Level Ant Factor Cable Loss Preamp Factor APos TPos Remark<br>MHz dBuV/m dBuV/m dBuV dB/m dB dB cm deg<br>1 2484.63 54.92 74.00 -19.08 50.51 32.58 5.94 34.11 400 162 PEAK | Blank |
| Avg | 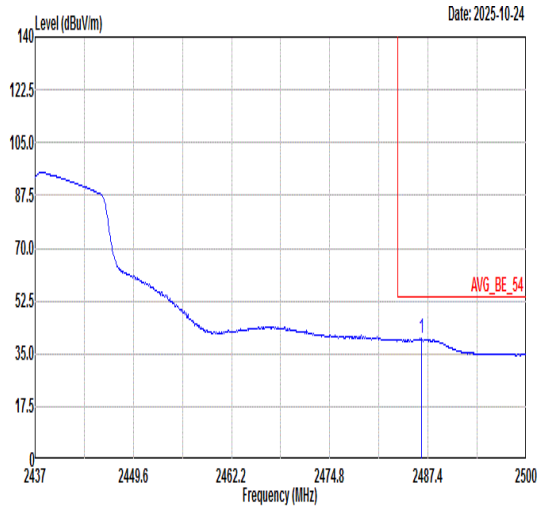 <br>Freq Level Limit Line Margin (dB) Read Level Ant Factor Cable Loss Preamp Factor APos TPos Remark<br>MHz dBuV/m dBuV/m dBuV dB/m dB dB cm deg<br>1 2486.58 40.10 54.00 -13.90 35.70 32.58 5.93 34.11 400 162 AVERAGE | Blank |

| Mode | 18 | |
|---|---|---|
| | Band Edge - L | |
| | 2400-2483.5_802.11n HT20_CH06_2437MHz | |
| ANT | 5 | |
| Pol. | Vertical | Fundamental |
| Peak | 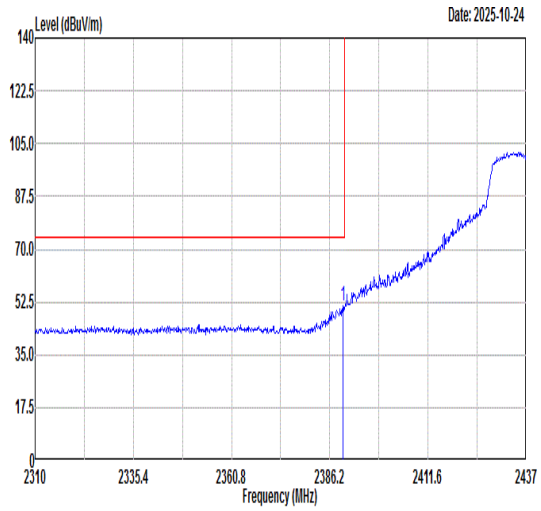 <br>Freq Level Limit Line Margin (dB) Read Level Ant Factor Cable Loss Preamp Factor APos TPos Remark<br>1 2389.63 51.12 74.00 -22.88 47.48 32.42 5.36 34.14 156 360 PEAK | 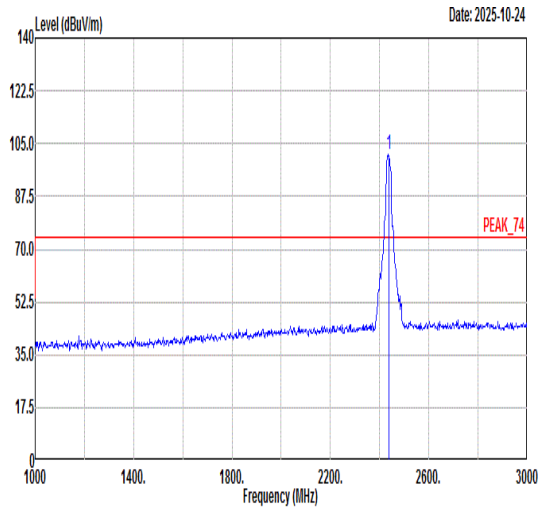 <br>Freq Level Limit Line Margin (dB) Read Level Ant Factor Cable Loss Preamp Factor APos TPos Remark<br>1 2437.00 101.31 ------ ------ 97.53 32.50 5.41 34.13 156 360 PEAK |
| Avg | 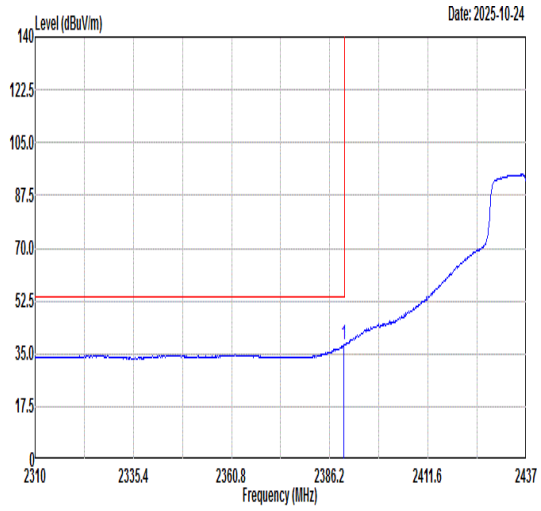 <br>Freq Level Limit Line Margin (dB) Read Level Ant Factor Cable Loss Preamp Factor APos TPos Remark<br>1 2389.76 37.81 54.00 -16.19 34.17 32.42 5.36 34.14 156 360 AVERAGE | 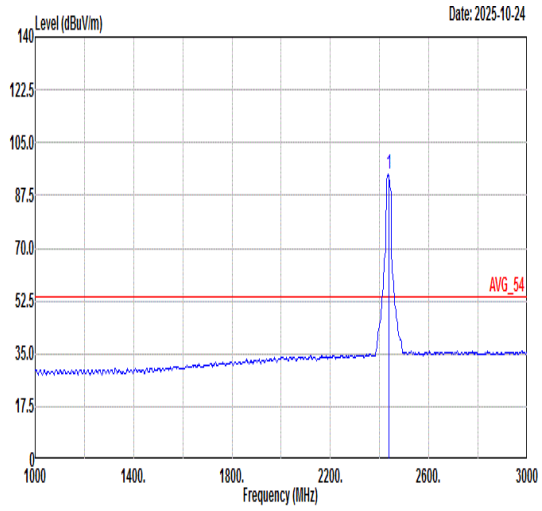 <br>Freq Level Limit Line Margin (dB) Read Level Ant Factor Cable Loss Preamp Factor APos TPos Remark<br>1 2437.00 94.38 ------ ------ 90.60 32.50 5.41 34.13 156 360 AVERAGE |

| Mode | 18 | |
|---|---|---|
| | Band Edge - R | |
| | 2400-2483.5_802.11n HT20_CH06_2437MHz | |
| ANT | 5 | |
| Pol. | Vertical | Fundamental |
| Peak | 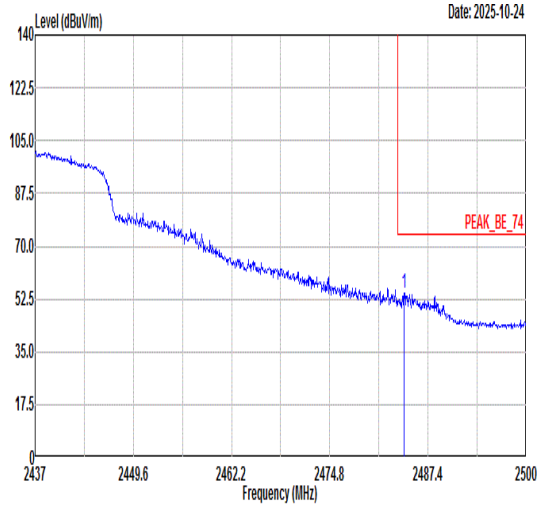 <br>Freq Level Limit Line Margin (dB) Read Level Ant Factor Cable Loss Preamp Factor APos TPos Remark<br>MHz dBuV/m dBuV/m dBuV dB/m dB dB cm deg<br>1 2484.38 54.62 74.00 -19.38 50.21 32.58 5.94 34.11 156 360 PEAK | Blank |
| Avg | 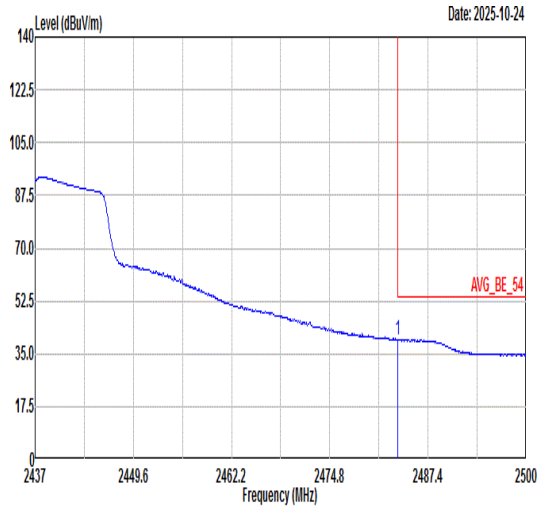 <br>Freq Level Limit Line Margin (dB) Read Level Ant Factor Cable Loss Preamp Factor APos TPos Remark<br>MHz dBuV/m dBuV/m dBuV dB/m dB dB cm deg<br>1 2483.56 39.69 54.00 -14.31 35.28 32.57 5.95 34.11 156 360 AVERAGE | Blank |

| Mode | 18 | |
|---|---|---|
| | Harmonic | |
| | 2400-2483.5_802.11n HT20_CH06_2437MHz | |
| ANT | 5 | |
| Pol. | Horizontal | Vertical |
| Peak<br>Avg | 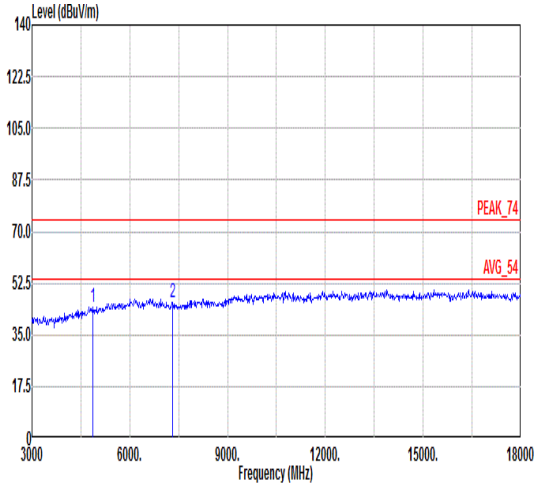 <br><br>Freq Level Limit Line Margin Read Level Ant Factor Cable Loss Preamp Factor APos TPos Remark<br>MHz dBuV/m dBuV/m dB dBuV dB/m dB dB cm deg<br>1 4874.00 44.44 74.00 -29.56 65.48 35.07 8.72 64.83 --- --- Peak<br>2 7311.00 45.91 74.00 -28.09 64.64 36.10 10.18 65.01 --- --- Peak | 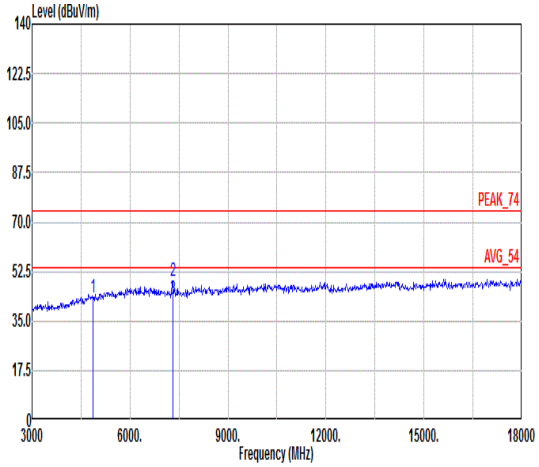 <br><br>Freq Level Limit Line Margin Read Level Ant Factor Cable Loss Preamp Factor APos TPos Remark<br>MHz dBuV/m dBuV/m dB dBuV dB/m dB dB cm deg<br>1 4874.00 43.55 74.00 -30.45 64.59 35.07 8.72 64.83 --- --- Peak<br>2 7311.00 49.30 74.00 -24.70 68.03 36.10 10.18 65.01 100 352 Peak<br>3 7311.00 42.65 54.00 -11.35 61.38 36.10 10.18 65.01 148 352 Average |

.

| Mode | 19 | |
|---|---|---|
| | Band Edge | |
| | 2400-2483.5_802.11n HT20_CH11_2462MHz | |
| ANT | 5 | |
| Pol. | Horizontal | Fundamental |
| Peak | 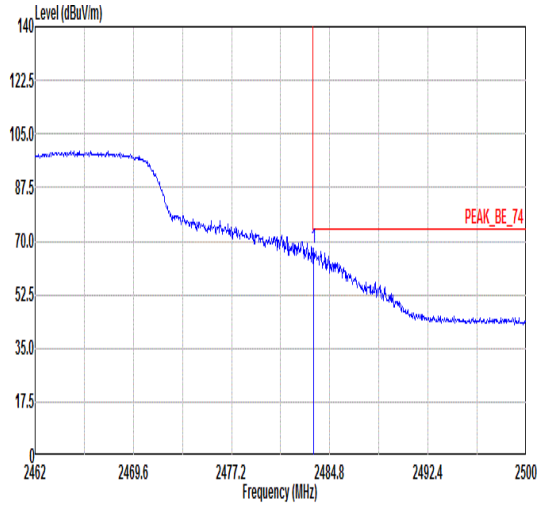 <br>Freq Level Limit Line Margin Read Level Ant Factor Cable Loss Preamp Factor APos TPos Remark<br>MHz dBuV/m dBuV/m dB dBuV dB/m dB dB cm deg<br>1 2483.55 67.78 74.00 -6.22 63.37 32.57 5.95 34.11 366 155 PEAK | 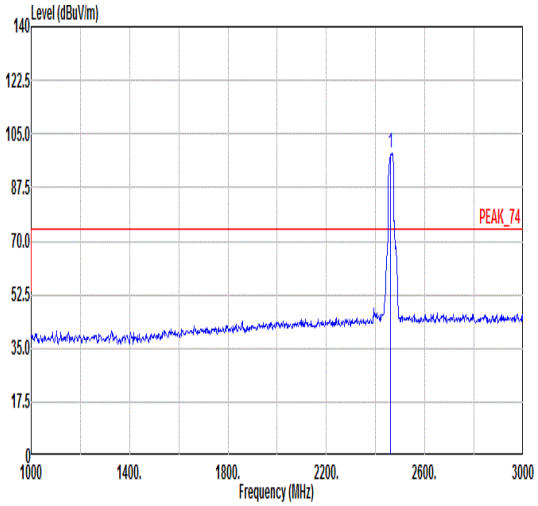 <br>Freq Level Limit Line Margin Read Level Ant Factor Cable Loss Preamp Factor APos TPos Remark<br>MHz dBuV/m dBuV/m dB dBuV dB/m dB dB cm deg<br>1 2462.00 98.82 ------ ------ 94.65 32.55 5.73 34.11 366 155 PEAK |
| Avg | 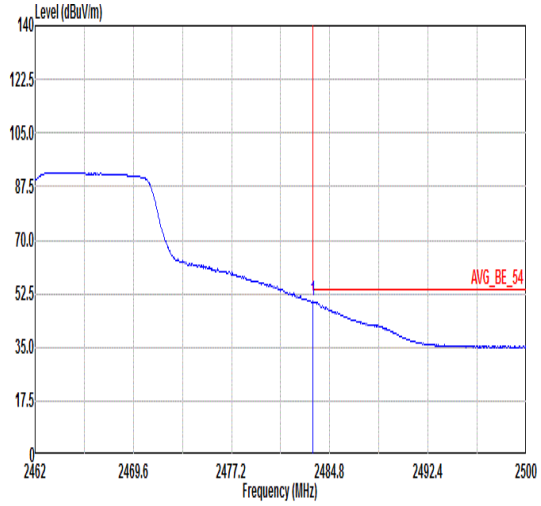 <br>Freq Level Limit Line Margin Read Level Ant Factor Cable Loss Preamp Factor APos TPos Remark<br>MHz dBuV/m dBuV/m dB dBuV dB/m dB dB cm deg<br>1 2483.51 50.26 54.00 -3.74 45.85 32.57 5.95 34.11 366 155 AVERAGE | 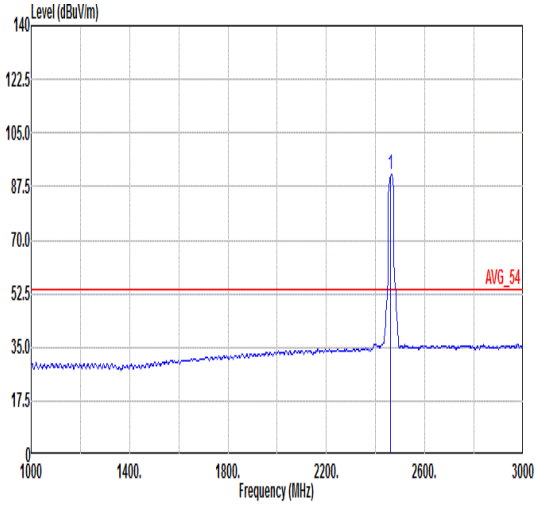 <br>Freq Level Limit Line Margin Read Level Ant Factor Cable Loss Preamp Factor APos TPos Remark<br>MHz dBuV/m dBuV/m dB dBuV dB/m dB dB cm deg<br>1 2462.00 91.27 ------ ------ 87.14 32.54 5.70 34.11 366 155 AVERAGE |

| Mode | 19 | |
|---|---|---|
| | Band Edge | |
| | 2400-2483.5_802.11n HT20_CH11_2462MHz | |
| ANT | 5 | |
| Pol. | Vertical | Fundamental |
| Peak | 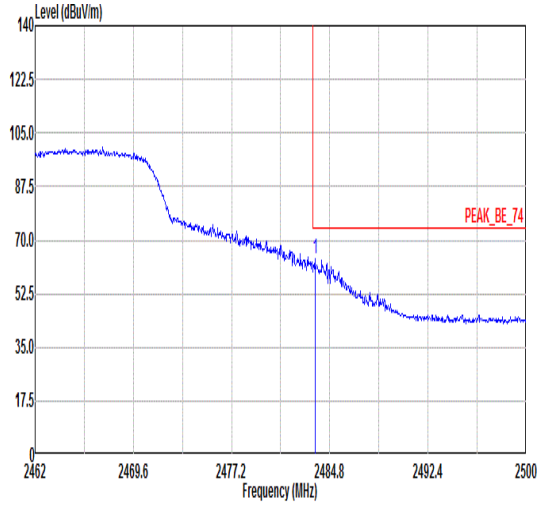 <br>Freq Level Limit Line Margin Read Level Ant Factor Cable Loss Preamp Factor APos TPos Remark<br>MHz dBuV/m dBuV/m dB dBuV dB/m dB dB cm deg<br>1 2483.66 64.11 74.00 -9.89 59.70 32.57 5.95 34.11 177 103 PEAK | 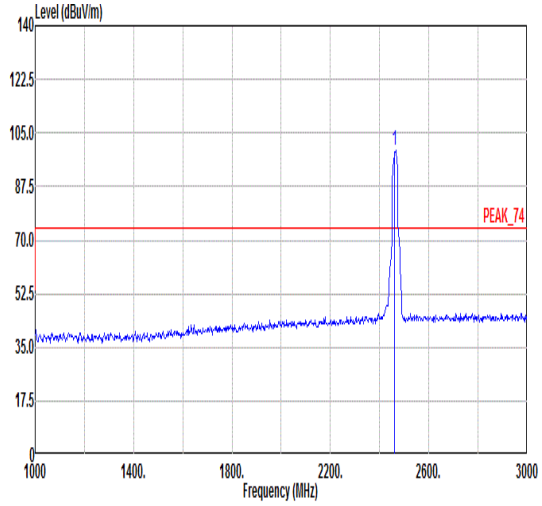 <br>Freq Level Limit Line Margin Read Level Ant Factor Cable Loss Preamp Factor APos TPos Remark<br>MHz dBuV/m dBuV/m dB dBuV dB/m dB dB cm deg<br>1 2462.00 99.16 ------ ------ 94.99 32.55 5.73 34.11 177 103 PEAK |
| Avg | 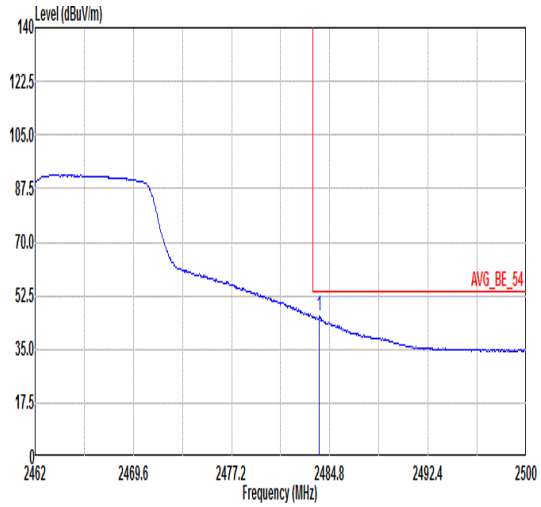 <br>Freq Level Limit Line Margin Read Level Ant Factor Cable Loss Preamp Factor APos TPos Remark<br>MHz dBuV/m dBuV/m dB dBuV dB/m dB dB cm deg<br>1 2484.00 45.80 54.00 -8.20 41.40 32.57 5.94 34.11 177 103 AVERAGE | 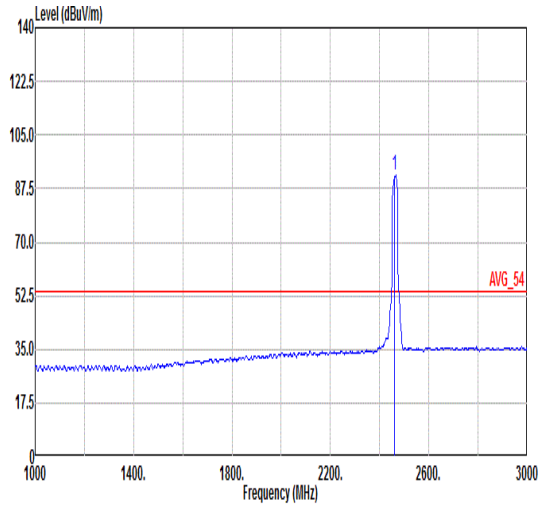 <br>Freq Level Limit Line Margin Read Level Ant Factor Cable Loss Preamp Factor APos TPos Remark<br>MHz dBuV/m dBuV/m dB dBuV dB/m dB dB cm deg<br>1 2462.00 91.70 ------ ------ 87.53 32.55 5.73 34.11 177 103 AVERAGE |

| Mode | 19 | |
|---|---|---|
| | Harmonic | |
| | 2400-2483.5_802.11n HT20_CH11_2462MHz | |
| ANT | 5 | |
| Pol. | Horizontal | Vertical |
| Peak<br>Avg | 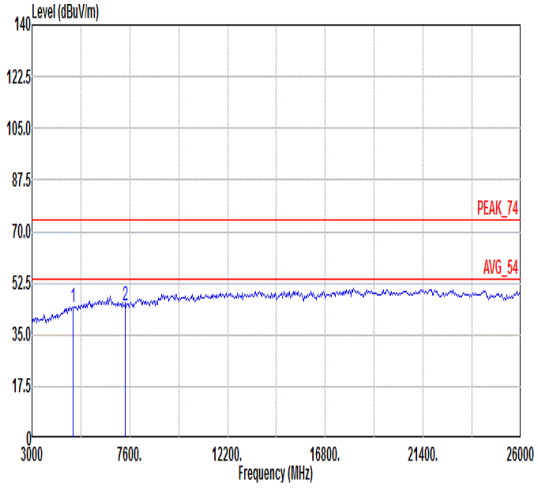 <br><br>Freq Level Limit Line Margin Read Level Ant Factor Cable Loss Preamp Factor APos TPos Remark<br>MHz dBuV/m dBuV/m dB dBuV dB/m dB dB cm deg<br>1 4924.00 44.36 74.00 -29.64 65.49 35.12 8.57 64.82 --- --- Peak<br>2 7386.00 45.03 74.00 -28.97 63.73 36.10 10.18 64.98 --- --- Peak | 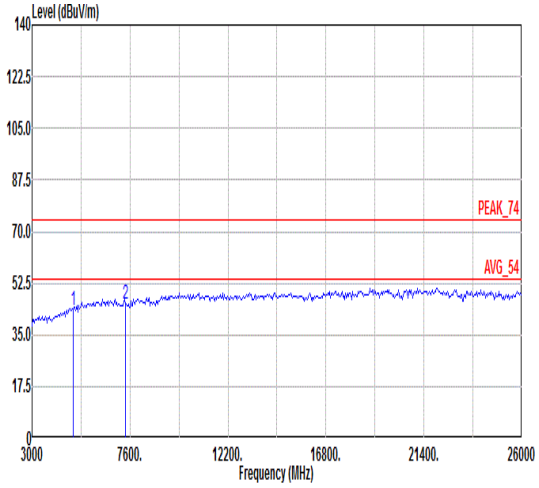 <br><br>Freq Level Limit Line Margin Read Level Ant Factor Cable Loss Preamp Factor APos TPos Remark<br>MHz dBuV/m dBuV/m dB dBuV dB/m dB dB cm deg<br>1 4924.00 43.49 74.00 -30.51 64.62 35.12 8.57 64.82 --- --- Peak<br>2 7386.00 45.51 74.00 -28.49 64.21 36.10 10.18 64.98 --- --- Peak |

| Mode | 20 | |
|---|---|---|
| | Band Edge - L | |
| | 2400-2483.5_802.11n HT40_CH03_2422MHz | |
| ANT | 5 | |
| Pol. | Horizontal | Fundamental |
| Peak | 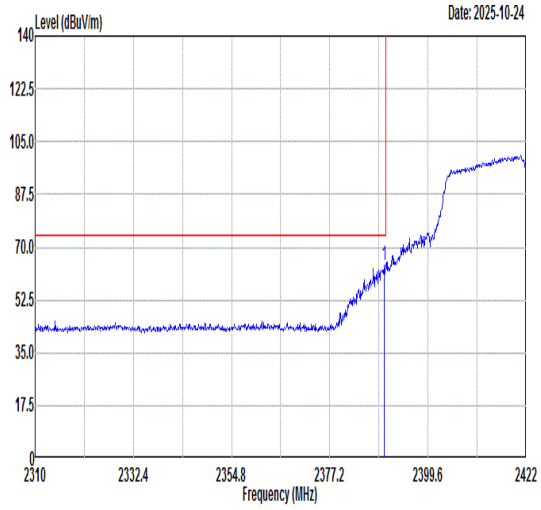 <br>Freq Level Limit Line Margin (dB) Read Level Ant Factor Cable Loss Preamp Factor APos TPos Remark<br>1 2389.63 63.79 74.00 -10.21 60.15 32.42 5.36 34.14 400 158 PEAK | 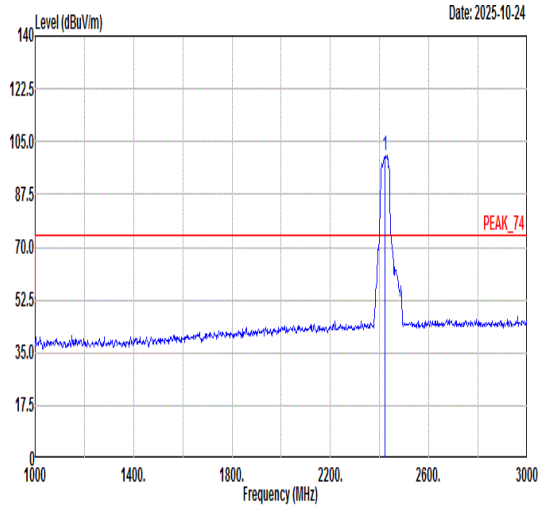 <br>Freq Level Limit Line Margin (dB) Read Level Ant Factor Cable Loss Preamp Factor APos TPos Remark<br>1 2422.00 100.19 ------ ------ 96.45 32.48 5.39 34.13 400 158 PEAK |
| Avg | 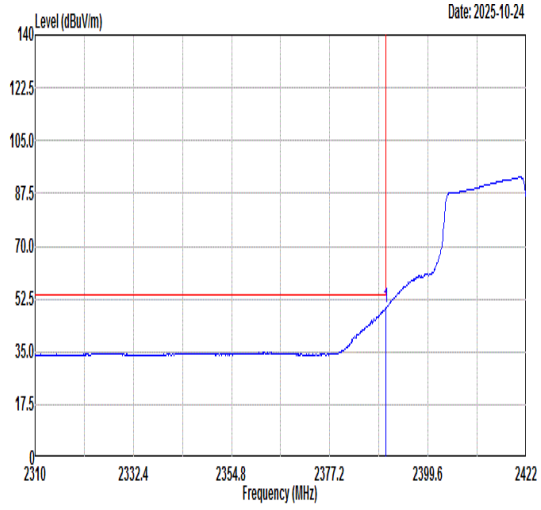 <br>Freq Level Limit Line Margin (dB) Read Level Ant Factor Cable Loss Preamp Factor APos TPos Remark<br>1 2389.97 49.52 54.00 -4.48 45.88 32.42 5.36 34.14 400 158 AVERAGE | 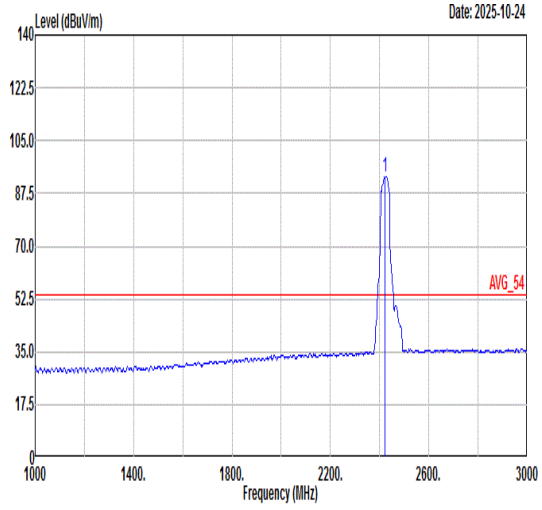 <br>Freq Level Limit Line Margin (dB) Read Level Ant Factor Cable Loss Preamp Factor APos TPos Remark<br>1 2422.00 93.18 ------ ------ 89.44 32.48 5.39 34.13 400 158 AVERAGE |

| Mode | 20 | |
|---|---|---|
| | Band Edge - R | |
| | 2400-2483.5_802.11n HT40_CH03_2422MHz | |
| ANT | 5 | |
| Pol. | Horizontal | Fundamental |
| Peak | 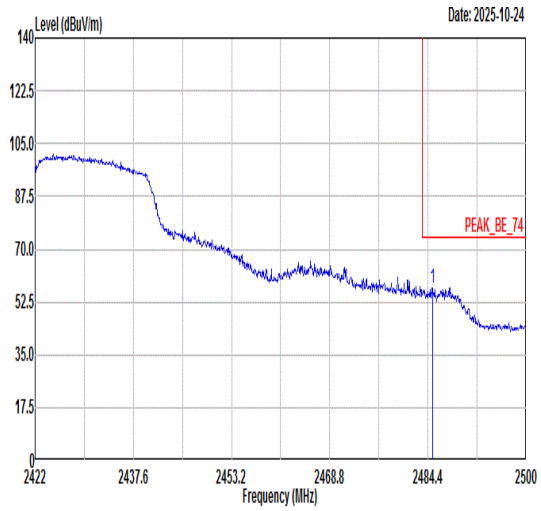 <br>Freq Level Limit Line Margin (dB) Read Level Ant Factor Cable Loss Preamp Factor APos TPos Remark<br>MHz dBuV/m dBuV/m dBuV dB/m dB dB cm deg<br>1 2485.10 57.27 74.00 -16.73 52.86 32.58 5.94 34.11 400 158 PEAK | Blank |
| Avg | 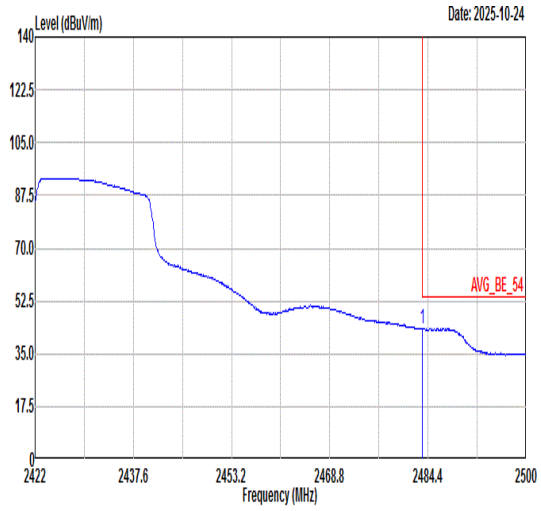 <br>Freq Level Limit Line Margin (dB) Read Level Ant Factor Cable Loss Preamp Factor APos TPos Remark<br>MHz dBuV/m dBuV/m dBuV dB/m dB dB cm deg<br>1 2483.54 43.42 54.00 -10.58 39.01 32.57 5.95 34.11 400 158 AVERAGE | Blank |

| Mode | 20 | |
|---|---|---|
| | Band Edge - L | |
| | 2400-2483.5_802.11n HT40_CH03_2422MHz | |
| ANT | 5 | |
| Pol. | Vertical | Fundamental |
| Peak | 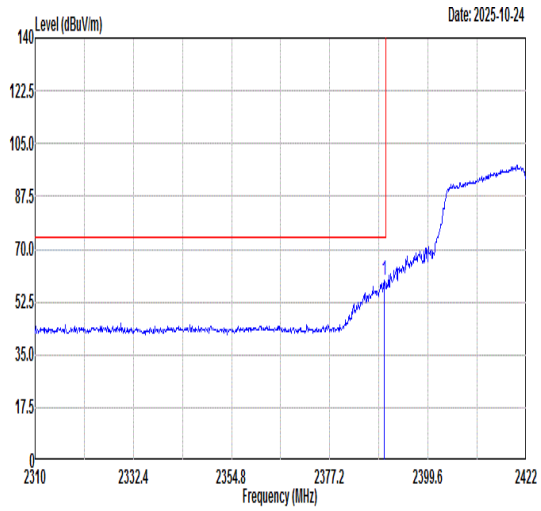 <br>Freq Level Limit Line Margin (dB) Read Level Ant Factor Cable Loss Preamp Factor APos TPos Remark<br>1 2389.63 59.76 74.00 -14.24 56.12 32.42 5.36 34.14 202 61 PEAK | 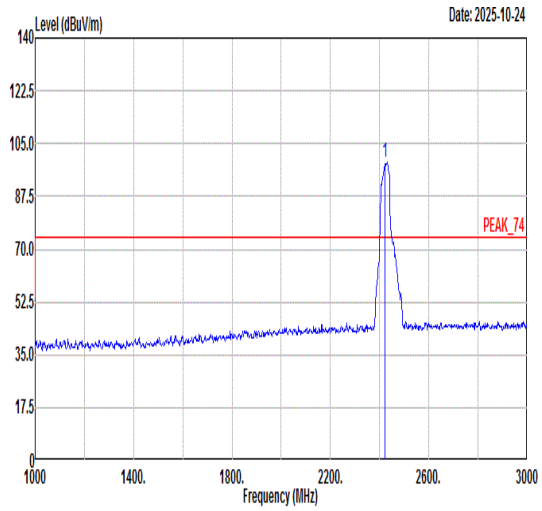 <br>Freq Level Limit Line Margin (dB) Read Level Ant Factor Cable Loss Preamp Factor APos TPos Remark<br>1 2422.00 98.82 ------ ------ 95.06 32.49 5.40 34.13 202 61 PEAK |
| Avg | 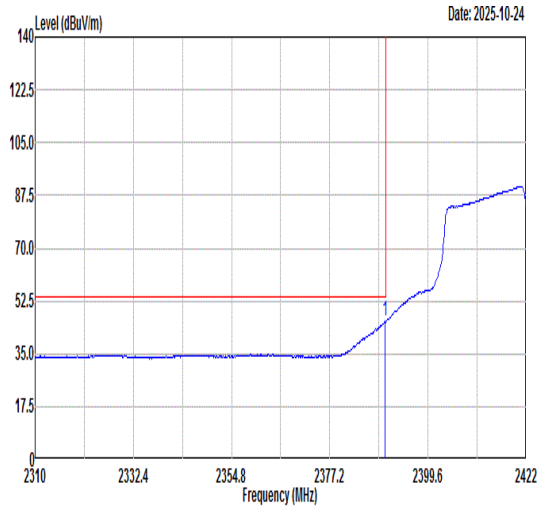 <br>Freq Level Limit Line Margin (dB) Read Level Ant Factor Cable Loss Preamp Factor APos TPos Remark<br>1 2389.86 45.71 54.00 -8.29 42.07 32.42 5.36 34.14 202 61 AVERAGE | 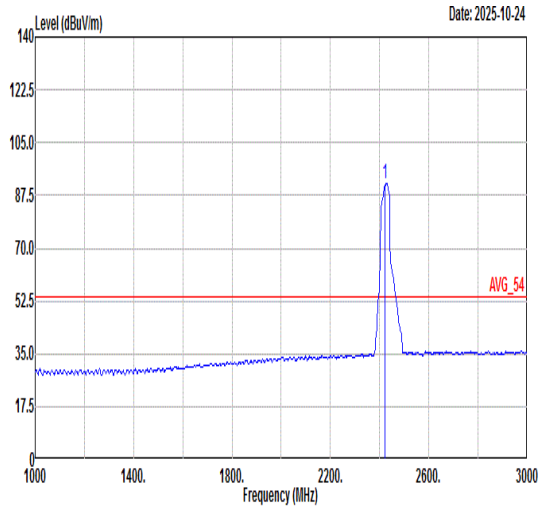 <br>Freq Level Limit Line Margin (dB) Read Level Ant Factor Cable Loss Preamp Factor APos TPos Remark<br>1 2422.00 91.52 ------ ------ 87.77 32.48 5.40 34.13 202 61 AVERAGE |

| Mode | 20 | |
|---|---|---|
| | Band Edge - R | |
| | 2400-2483.5_802.11n HT40_CH03_2422MHz | |
| ANT | 5 | |
| Pol. | Vertical | Fundamental |
| Peak | 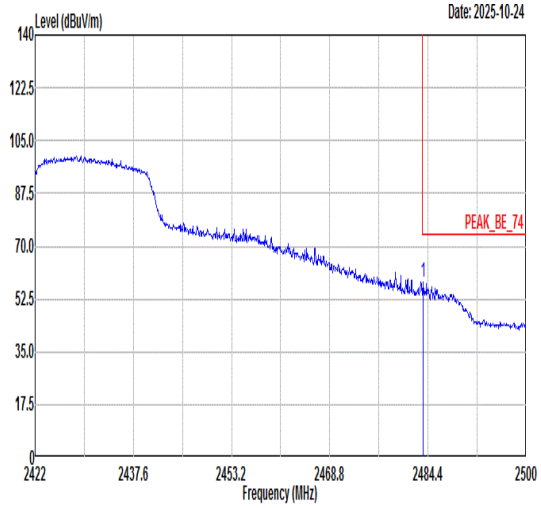 <br>Freq Level Limit Line Margin (dB) Read Level Ant Factor Cable Loss Preamp Factor APos TPos Remark<br>MHz dBuV/m dBuV/m dBuV dB/m dB dB cm deg<br>1 2483.62 58.10 74.00 -15.90 53.69 32.57 5.95 34.11 202 61 PEAK | Blank |
| Avg | 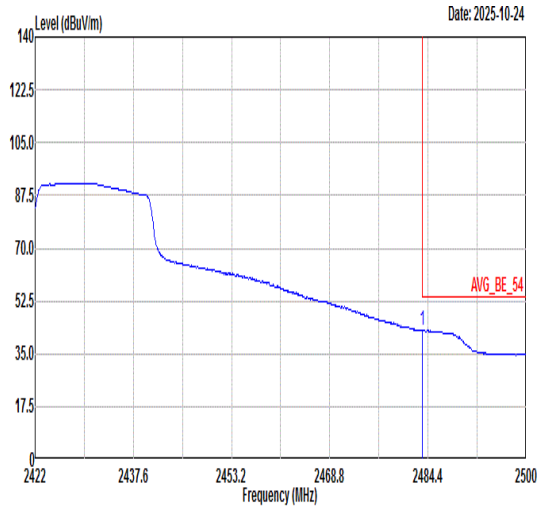 <br>Freq Level Limit Line Margin (dB) Read Level Ant Factor Cable Loss Preamp Factor APos TPos Remark<br>MHz dBuV/m dBuV/m dBuV dB/m dB dB cm deg<br>1 2483.54 42.81 54.00 -11.19 38.40 32.57 5.95 34.11 202 61 AVERAGE | Blank |

| Mode | 21 | |
|---|---|---|
| | Band Edge - L | |
| | 2400-2483.5_802.11n HT40_CH09_2452MHz | |
| ANT | 5 | |
| Pol. | Horizontal | Fundamental |
| Peak | 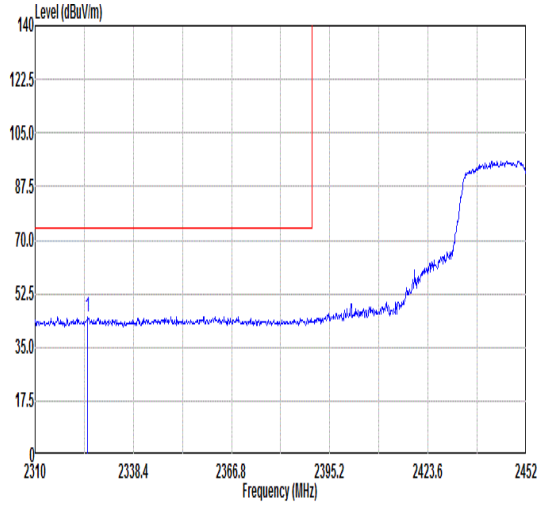 <br>Freq Level Limit Line Margin Read Level Ant Factor Cable Loss Preamp Factor APos TPos Remark<br>MHz dBuV/m dBuV/m dB dBuV dB/m dB dB cm deg<br>1 2325.19 45.15 74.00 -28.85 41.69 32.32 5.31 34.17 373 152 PEAK | 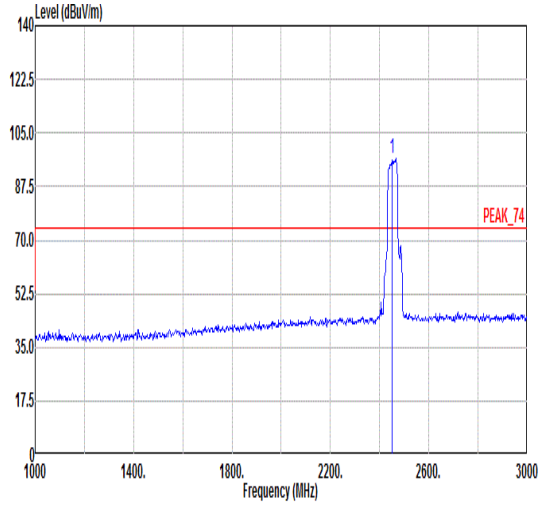 <br>Freq Level Limit Line Margin Read Level Ant Factor Cable Loss Preamp Factor APos TPos Remark<br>MHz dBuV/m dBuV/m dB dBuV dB/m dB dB cm deg<br>1 2452.00 96.64 ------ ------ 92.47 32.55 5.73 34.11 373 152 PEAK |
| Avg | 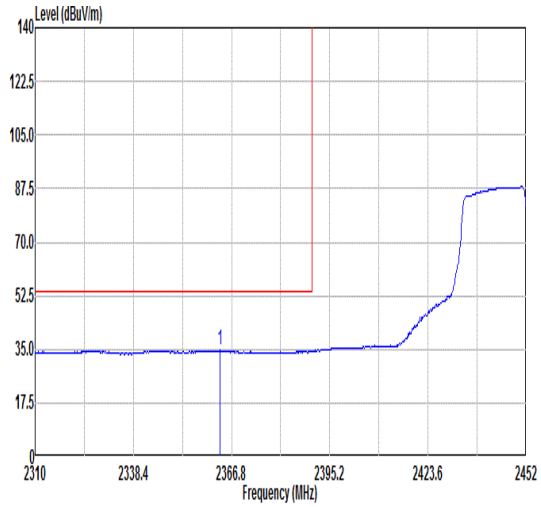 <br>Freq Level Limit Line Margin Read Level Ant Factor Cable Loss Preamp Factor APos TPos Remark<br>MHz dBuV/m dBuV/m dB dBuV dB/m dB dB cm deg<br>1 2363.53 34.68 54.00 -19.32 31.11 32.38 5.34 34.15 373 152 AVERAGE | 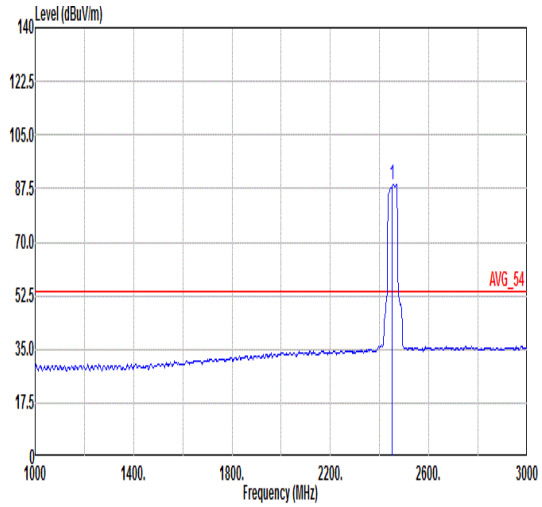 <br>Freq Level Limit Line Margin Read Level Ant Factor Cable Loss Preamp Factor APos TPos Remark<br>MHz dBuV/m dBuV/m dB dBuV dB/m dB dB cm deg<br>1 2452.00 88.79 ------ ------ 84.81 32.53 5.57 34.12 373 152 AVERAGE |

| Mode | 21 | |
|---|---|---|
| | Band Edge - R | |
| | 2400-2483.5_802.11n HT40_CH09_2452MHz | |
| ANT | 5 | |
| Pol. | Horizontal | Fundamental |
| Peak | 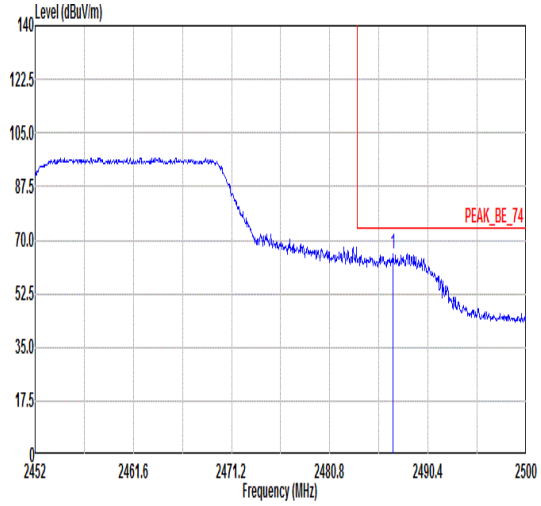 <br>Freq Level Limit Line Margin Read Level Ant Factor Cable Loss Preamp Factor APos TPos Remark<br>MHz dBuV/m dBuV/m dB dBuV dB/m dB dB cm deg<br>1 2486.94 65.63 74.00 -8.37 61.23 32.58 5.93 34.11 373 152 PEAK | Blank |
| Avg | 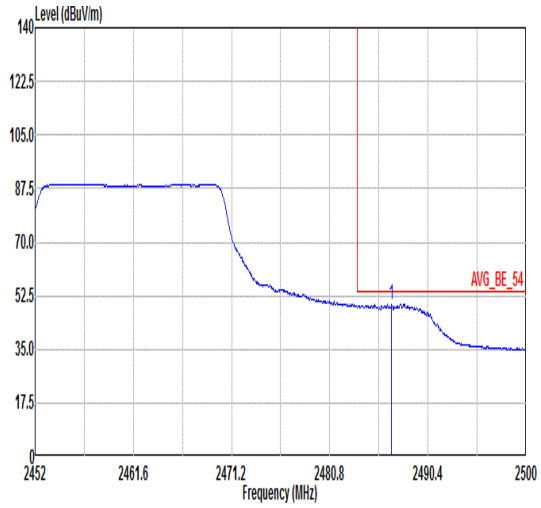 <br>Freq Level Limit Line Margin Read Level Ant Factor Cable Loss Preamp Factor APos TPos Remark<br>MHz dBuV/m dBuV/m dB dBuV dB/m dB dB cm deg<br>1 2486.85 49.73 54.00 -4.27 45.33 32.58 5.93 34.11 373 152 AVERAGE | Blank |

| Mode | 21 | |
|---|---|---|
| | Band Edge - L | |
| | 2400-2483.5_802.11n HT40_CH09_2452MHz | |
| ANT | 5 | |
| Pol. | Vertical | Fundamental |
| Peak | 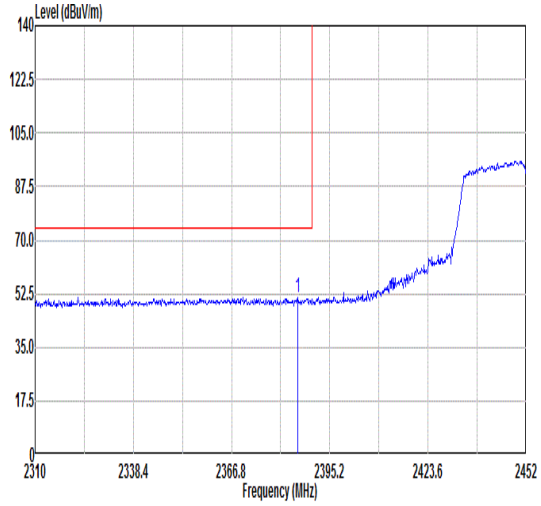 <br>Freq Level Limit Line Margin Read Level Ant Factor Cable Loss Preamp Factor APos TPos Remark<br>MHz dBuV/m dBuV/m dB dBuV dB/m dB dB cm deg<br>1 2385.83 51.43 74.00 -22.57 47.80 32.42 5.36 34.15 259 360 PEAK | 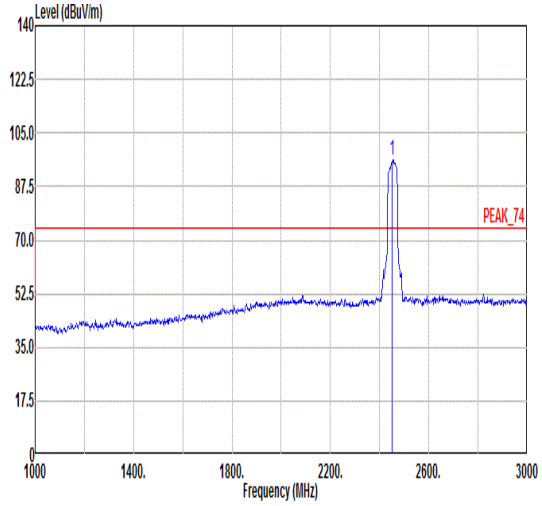 <br>Freq Level Limit Line Margin Read Level Ant Factor Cable Loss Preamp Factor APos TPos Remark<br>MHz dBuV/m dBuV/m dB dBuV dB/m dB dB cm deg<br>1 2452.00 96.05 ------ ------ 92.02 32.53 5.62 34.12 259 360 PEAK |
| Avg | 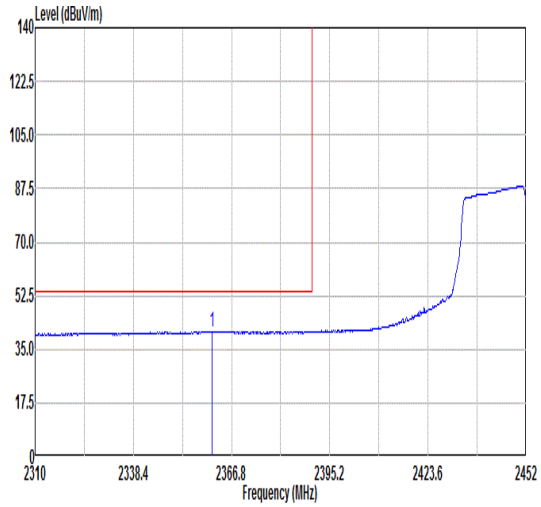 <br>Freq Level Limit Line Margin Read Level Ant Factor Cable Loss Preamp Factor APos TPos Remark<br>MHz dBuV/m dBuV/m dB dBuV dB/m dB dB cm deg<br>1 2361.12 40.80 54.00 -13.20 37.25 32.38 5.33 34.16 259 360 AVERAGE | 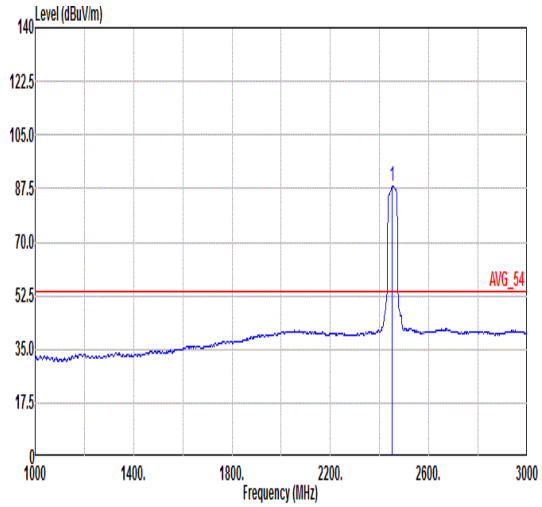 <br>Freq Level Limit Line Margin Read Level Ant Factor Cable Loss Preamp Factor APos TPos Remark<br>MHz dBuV/m dBuV/m dB dBuV dB/m dB dB cm deg<br>1 2452.00 88.48 ------ ------ 84.50 32.53 5.57 34.12 259 360 AVERAGE |

| Mode | 21 | |
|---|---|---|
| | Band Edge - R | |
| | 2400-2483.5_802.11n HT40_CH09_2452MHz | |
| ANT | 5 | |
| Pol. | Vertical | Fundamental |
| Peak | 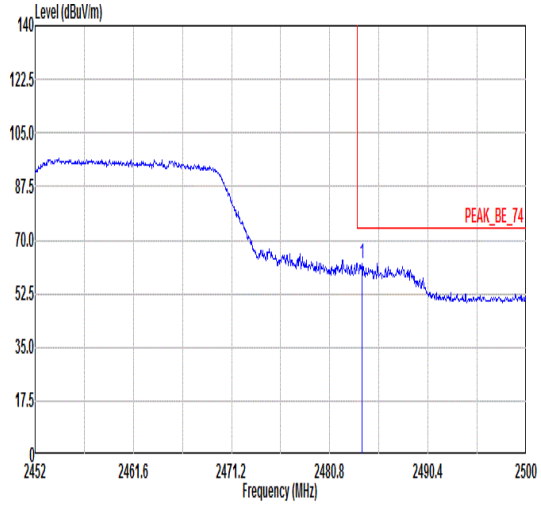 <br>Freq Level Limit Line Margin Read Level Ant Factor Cable Loss Preamp Factor APos TPos Remark<br>MHz dBuV/m dBuV/m dB dBuV dB/m dB dB cm deg<br>1 2483.92 62.49 74.00 -11.51 58.09 32.57 5.94 34.11 259 360 PEAK | Blank |
| Avg | 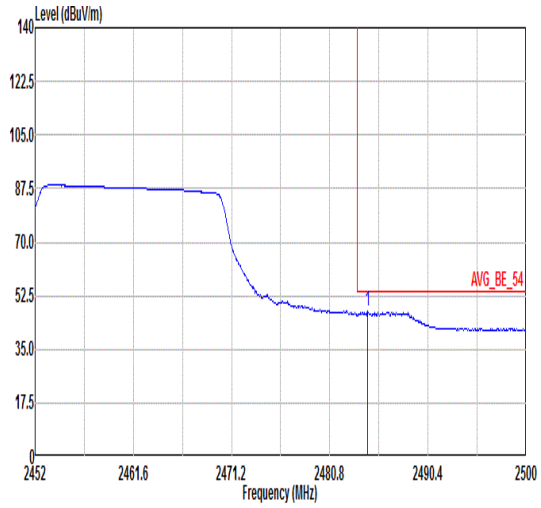 <br>Freq Level Limit Line Margin Read Level Ant Factor Cable Loss Preamp Factor APos TPos Remark<br>MHz dBuV/m dBuV/m dB dBuV dB/m dB dB cm deg<br>1 2484.50 47.29 54.00 -6.71 42.88 32.58 5.94 34.11 259 360 AVERAGE | Blank |

| Mode | 22 | |
|---|---|---|
| | Band Edge - L | |
| | 2400-2483.5_802.11n HT40_CH06_2437MHz | |
| ANT | 5 | |
| Pol. | Horizontal | Fundamental |
| Peak | 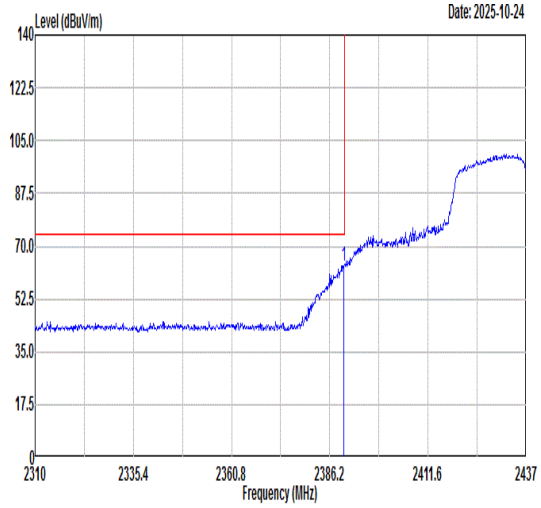 <br>Freq Level Limit Line Margin (dB) Read Level Ant Factor Cable Loss Preamp Factor APos TPos Remark<br>1 2389.76 63.48 74.00 -10.52 59.84 32.42 5.36 34.14 400 164 PEAK | 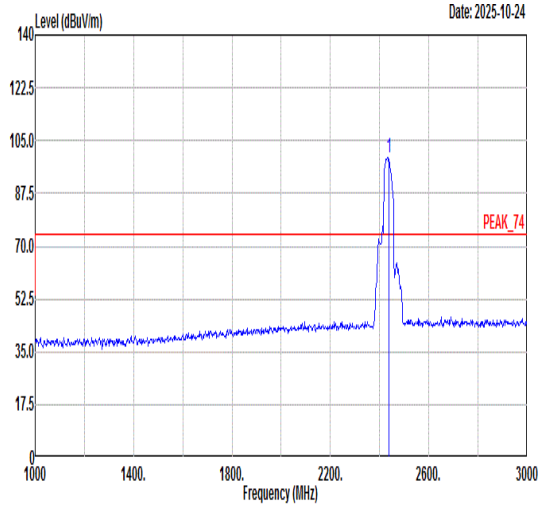 <br>Freq Level Limit Line Margin (dB) Read Level Ant Factor Cable Loss Preamp Factor APos TPos Remark<br>1 2437.00 99.53 ------ ------ 95.77 32.49 5.40 34.13 400 164 PEAK |
| Avg | 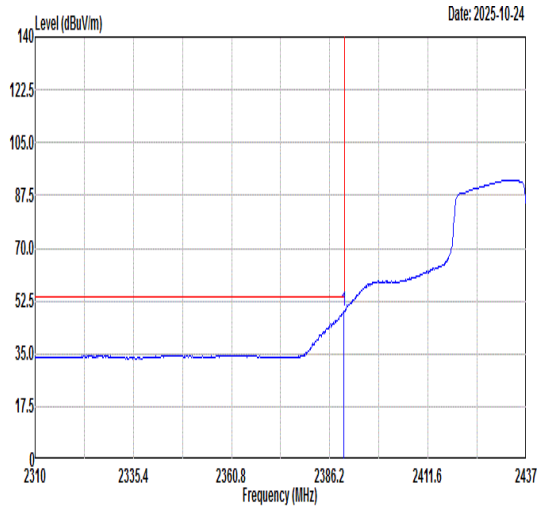 <br>Freq Level Limit Line Margin (dB) Read Level Ant Factor Cable Loss Preamp Factor APos TPos Remark<br>1 2389.88 49.03 54.00 -4.97 45.39 32.42 5.36 34.14 400 164 AVERAGE | 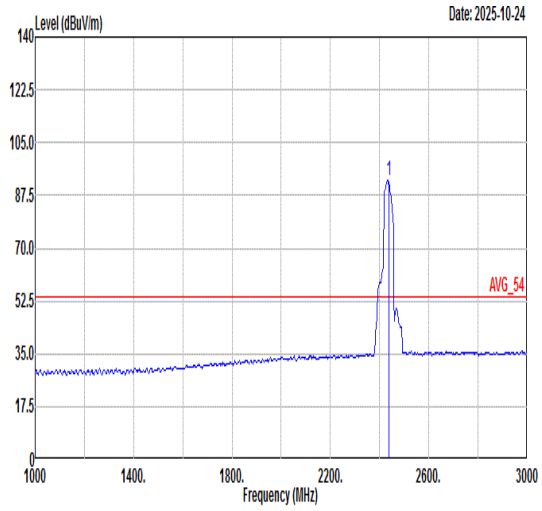 <br>Freq Level Limit Line Margin (dB) Read Level Ant Factor Cable Loss Preamp Factor APos TPos Remark<br>1 2437.00 92.41 ------ ------ 88.65 32.49 5.40 34.13 400 164 AVERAGE |

| Mode | 22 | |
|---|---|---|
| | Band Edge - R | |
| | 2400-2483.5_802.11n HT40_CH06_2437MHz | |
| ANT | 5 | |
| Pol. | Horizontal | Fundamental |
| Peak | 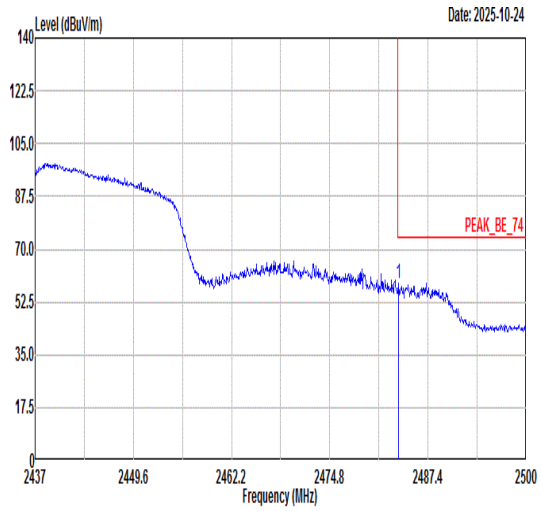 <br>Freq Level Limit Line Margin (dB) Read Level Ant Factor Cable Loss Preamp Factor APos TPos Remark<br>MHz dBuV/m dBuV/m dBuV dB/m dB dB cm deg<br>1 2483.62 58.56 74.00 -15.44 54.15 32.57 5.95 34.11 400 164 PEAK | Blank |
| Avg | 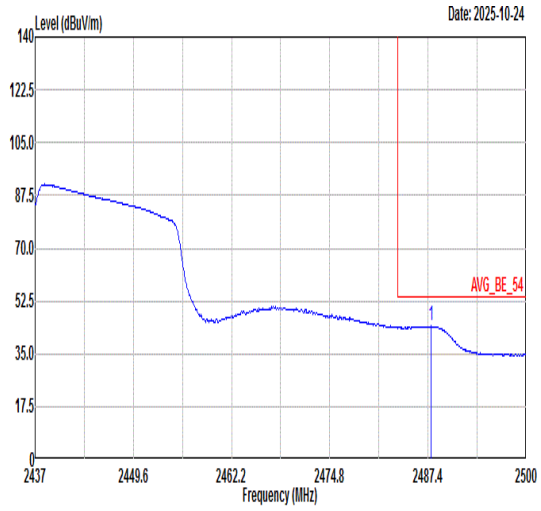 <br>Freq Level Limit Line Margin (dB) Read Level Ant Factor Cable Loss Preamp Factor APos TPos Remark<br>MHz dBuV/m dBuV/m dBuV dB/m dB dB cm deg<br>1 2487.78 44.19 54.00 -9.81 39.78 32.58 5.93 34.10 400 164 AVERAGE | Blank |

| Mode | 22 | |
|---|---|---|
| | Band Edge - L | |
| | 2400-2483.5_802.11n HT40_CH06_2437MHz | |
| ANT | 5 | |
| Pol. | Vertical | Fundamental |
| Peak | 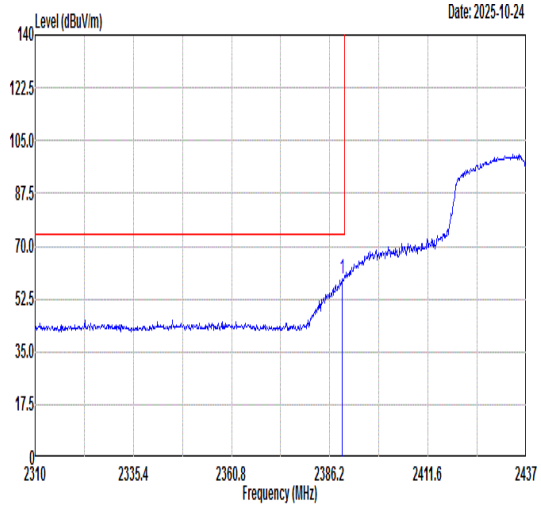 <br>Freq Level Limit Line Margin (dB) Read Level Ant Factor Cable Loss Preamp Factor APos TPos Remark<br>1 2389.38 59.25 74.00 -14.75 55.61 32.42 5.36 34.14 220 360 PEAK | 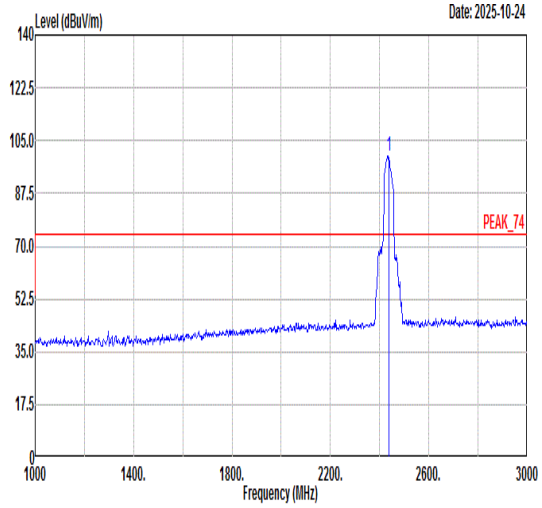 <br>Freq Level Limit Line Margin (dB) Read Level Ant Factor Cable Loss Preamp Factor APos TPos Remark<br>1 2437.00 100.05 ------ ------ 96.29 32.49 5.40 34.13 220 360 PEAK |
| Avg | 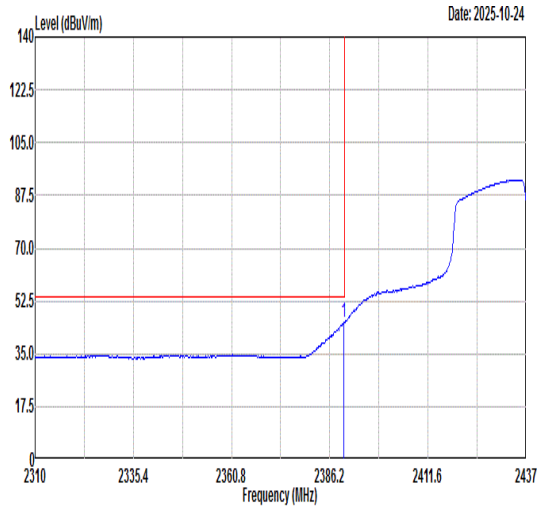 <br>Freq Level Limit Line Margin (dB) Read Level Ant Factor Cable Loss Preamp Factor APos TPos Remark<br>1 2389.88 45.39 54.00 -8.61 41.75 32.42 5.36 34.14 220 360 AVERAGE | 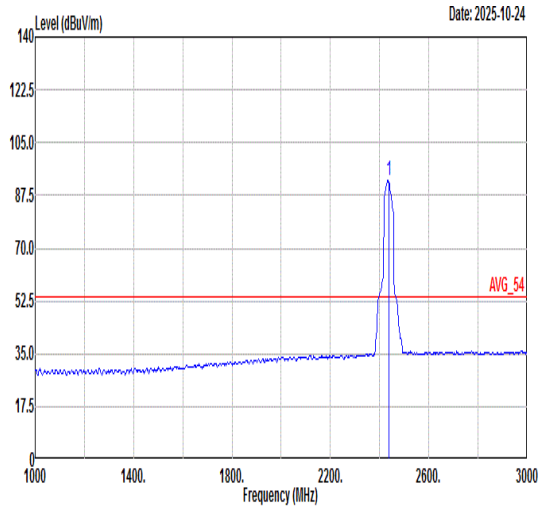 <br>Freq Level Limit Line Margin (dB) Read Level Ant Factor Cable Loss Preamp Factor APos TPos Remark<br>1 2437.00 92.59 ------ ------ 88.83 32.49 5.40 34.13 220 360 AVERAGE |

| Mode | 22 | |
|---|---|---|
| | Band Edge - R | |
| | 2400-2483.5_802.11n HT40_CH06_2437MHz | |
| ANT | 5 | |
| Pol. | Vertical | Fundamental |
| Peak | 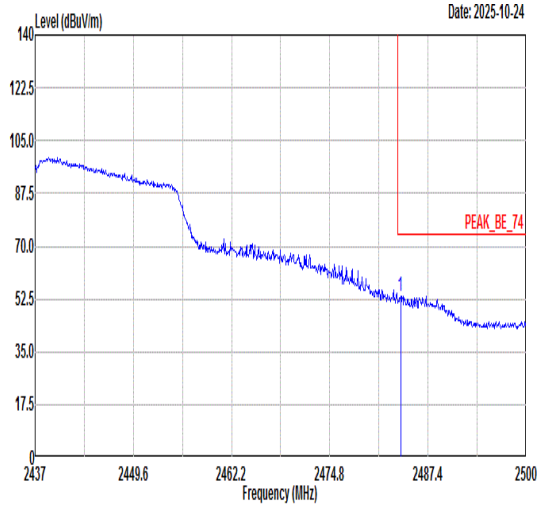 <br>Freq Level Limit Line Margin (dB) Read Level Ant Factor Cable Loss Preamp Factor APos TPos Remark<br>MHz dBuV/m dBuV/m dBuV dB/m dB dB cm deg<br>1 2483.87 53.48 74.00 -20.52 49.08 32.57 5.94 34.11 220 360 PEAK | Blank |
| Avg | 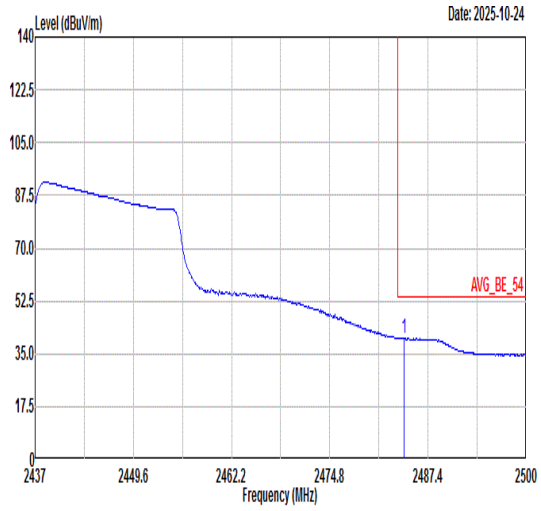 <br>Freq Level Limit Line Margin (dB) Read Level Ant Factor Cable Loss Preamp Factor APos TPos Remark<br>MHz dBuV/m dBuV/m dBuV dB/m dB dB cm deg<br>1 2484.31 40.22 54.00 -13.78 35.82 32.57 5.94 34.11 220 360 AVERAGE | Blank |

| Mode | 23 | |
|---|---|---|
| | Band Edge | |
| | 2400-2483.5_802.11n HT20_CH11_2462MHz | |
| ANT | 5 | |
| Pol. | Horizontal | Fundamental |
| Peak | 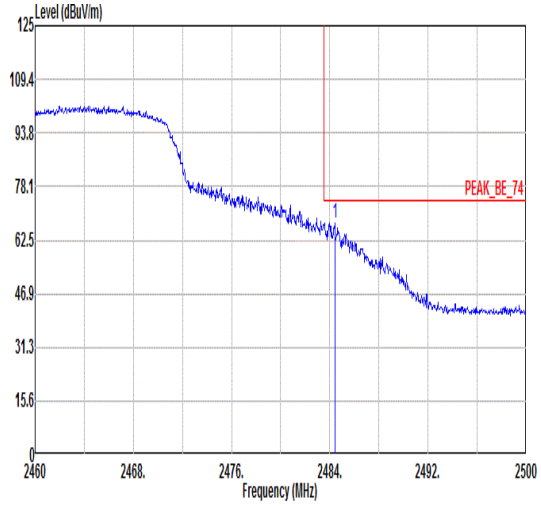 <br>Freq Level Limit Line Margin Read Level Ant Factor Cable Loss Preamp Factor APos TPos Remark<br>MHz dBuV/m dBuV/m dB dBuV dB/m dB dB cm deg<br>1 2484.40 67.66 74.00 -6.34 63.73 32.58 5.46 34.11 166 154 Peak | 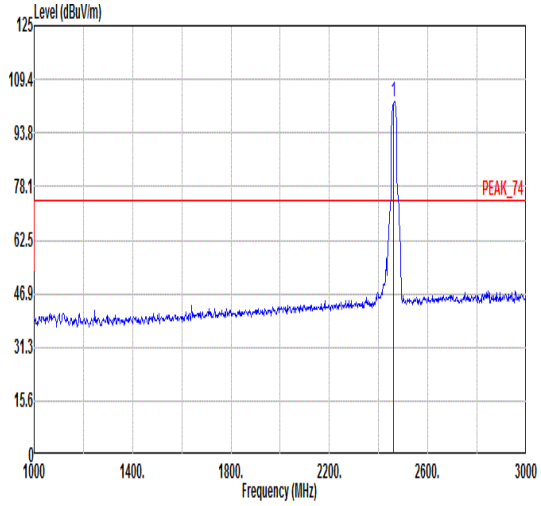 <br>Freq Level Limit Line Margin Read Level Ant Factor Cable Loss Preamp Factor APos TPos Remark<br>MHz dBuV/m dBuV/m dB dBuV dB/m dB dB cm deg<br>1 2462.00 103.03 74.00 29.03 99.17 32.54 5.44 34.12 166 154 Peak |
| Avg | 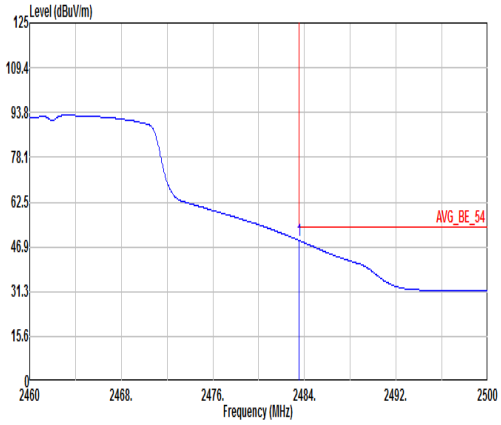 <br>Freq Level Limit Line Margin Read Level Ant Factor Cable Loss Preamp Factor APos TPos Remark<br>MHz dBuV/m dBuV/m dB dBuV dB/m dB dB cm deg<br>1 2483.52 49.12 54.00 -4.88 45.20 32.57 5.46 34.11 166 154 Average | 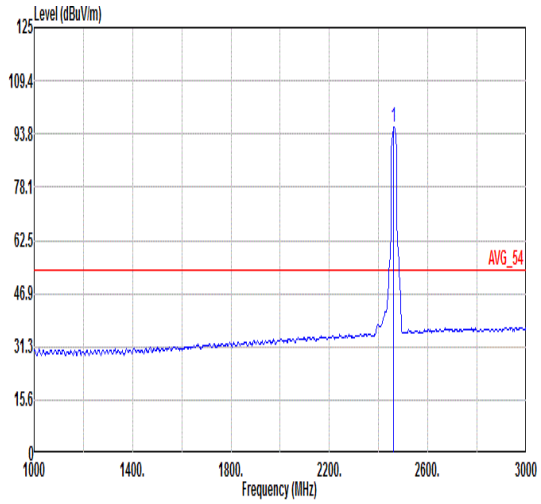 <br>Freq Level Limit Line Margin Read Level Ant Factor Cable Loss Preamp Factor APos TPos Remark<br>MHz dBuV/m dBuV/m dB dBuV dB/m dB dB cm deg<br>1 2462.00 95.63 54.00 41.63 91.77 32.54 5.44 34.12 166 154 Average |

| Mode | 23 | |
|---|---|---|
| | Band Edge | |
| | 2400-2483.5_802.11n HT20_CH11_2462MHz | |
| ANT | 5 | |
| Pol. | Vertical | Fundamental |
| Peak | 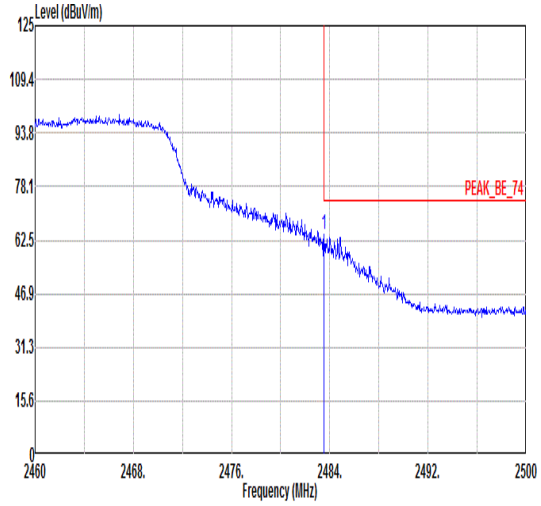 <br>Freq Level Limit Line Margin Read Level Ant Factor Cable Loss Preamp Factor APos TPos Remark<br>MHz dBuV/m dBuV/m dB dBuV dB/m dB dB cm deg<br>1 2483.52 64.32 74.00 -9.68 60.40 32.57 5.46 34.11 100 6 Peak | 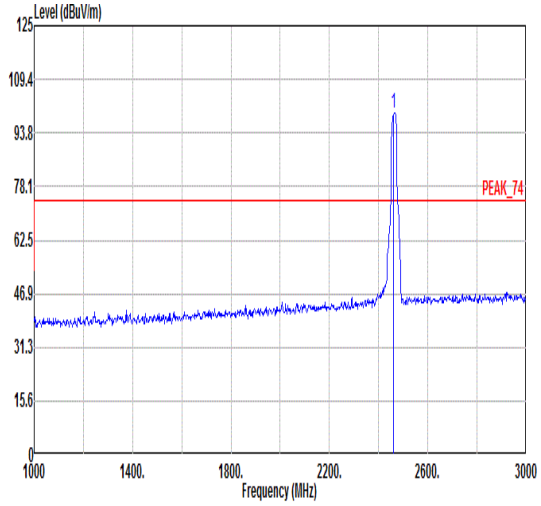 <br>Freq Level Limit Line Margin Read Level Ant Factor Cable Loss Preamp Factor APos TPos Remark<br>MHz dBuV/m dBuV/m dB dBuV dB/m dB dB cm deg<br>1 2462.00 99.71 74.00 25.71 95.85 32.54 5.44 34.12 100 6 Peak |
| Avg | 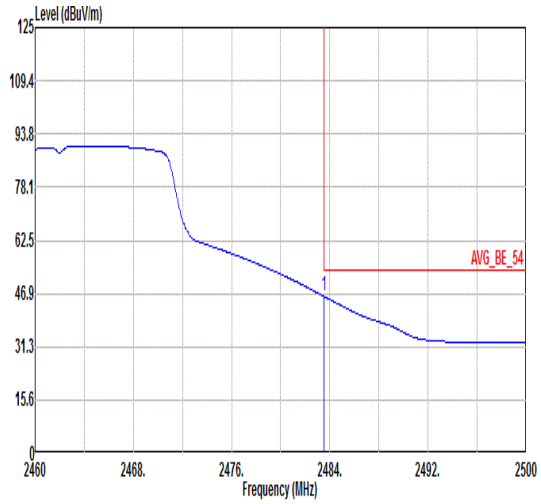 <br>Freq Level Limit Line Margin Read Level Ant Factor Cable Loss Preamp Factor APos TPos Remark<br>MHz dBuV/m dBuV/m dB dBuV dB/m dB dB cm deg<br>1 2483.52 46.04 54.00 -7.96 42.12 32.57 5.46 34.11 100 6 Average | 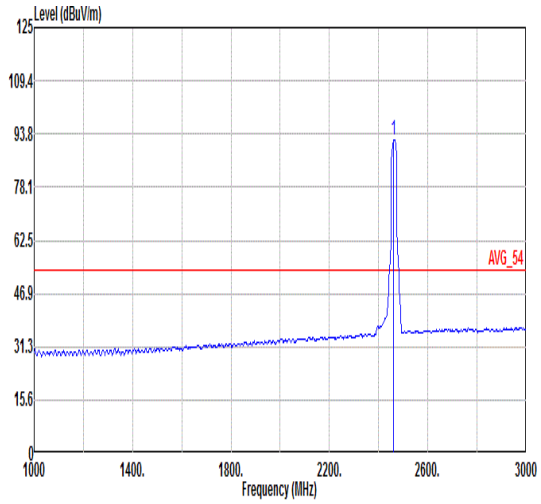 <br>Freq Level Limit Line Margin Read Level Ant Factor Cable Loss Preamp Factor APos TPos Remark<br>MHz dBuV/m dBuV/m dB dBuV dB/m dB dB cm deg<br>1 2462.00 92.05 54.00 38.05 88.19 32.54 5.44 34.12 100 6 Average |

| Mode | 23 | |
|---|---|---|
| | Harmonic | |
| | 2400-2483.5_802.11n HT20_CH11_2462MHz | |
| ANT | 5 | |
| Pol. | Horizontal | Vertical |
| Peak<br>Avg | 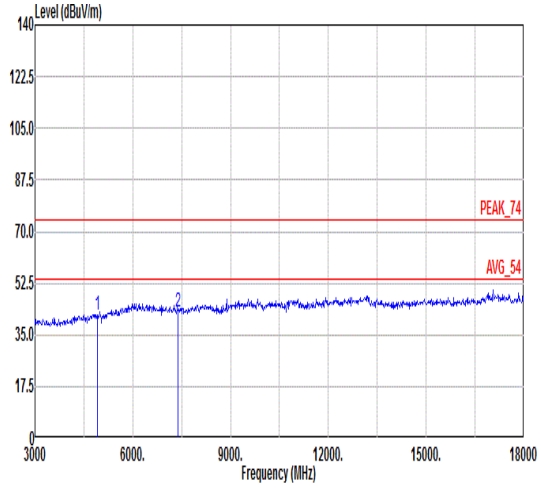 <br><br>Freq Level Limit Line Margin Read Level Ant Factor Cable Loss Preamp Factor APos TPos Remark<br>MHz dBuV/m dBuV/m dB dBuV dB/m dB dB cm deg<br>1 4924.00 41.99 74.00 -32.01 61.66 36.58 8.57 64.82 --- --- Peak<br>2 7386.00 42.97 74.00 -31.03 60.96 36.81 10.18 64.98 --- --- Peak | 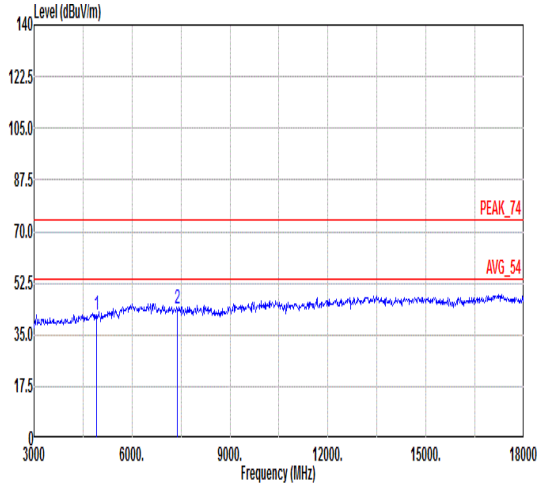 <br><br>Freq Level Limit Line Margin Read Level Ant Factor Cable Loss Preamp Factor APos TPos Remark<br>MHz dBuV/m dBuV/m dB dBuV dB/m dB dB cm deg<br>1 4924.00 41.61 74.00 -32.39 61.28 36.58 8.57 64.82 --- --- Peak<br>2 7386.00 43.60 74.00 -30.40 61.59 36.81 10.18 64.98 --- --- Peak |

| Mode | 24 | |
|---|---|---|
| | Band Edge | |
| | 2400-2483.5_802.11n HT20_CH11_2462MHz | |
| ANT | 5 | |
| Pol. | Horizontal | Fundamental |
| Peak | 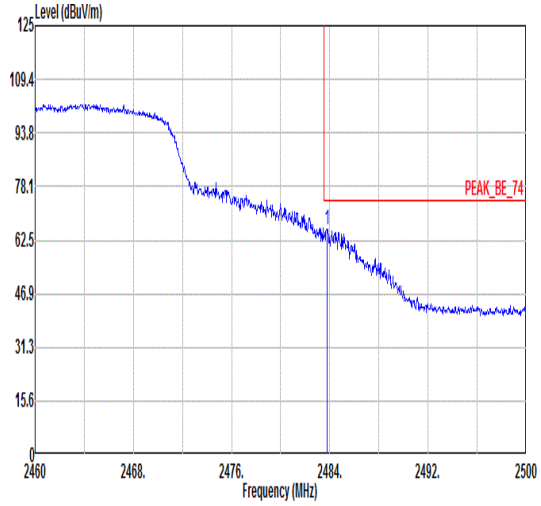 <br>Freq Level Limit Line Margin Read Level Ant Factor Cable Loss Preamp Factor APos TPos Remark<br>MHz dBuV/m dBuV/m dB dBuV dB/m dB dB cm deg<br>1 2483.76 65.73 74.00 -8.27 61.81 32.57 5.46 34.11 102 153 Peak | 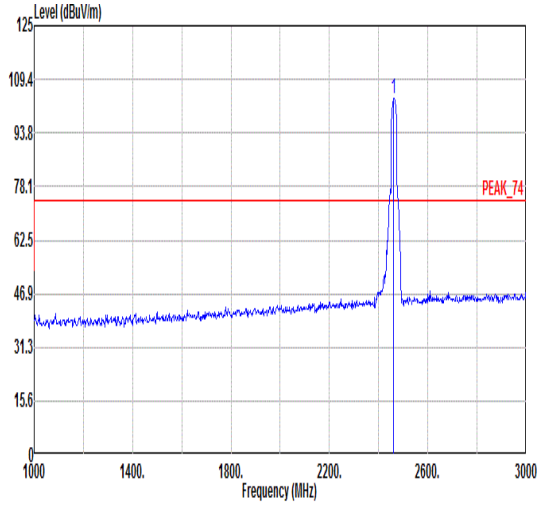 <br>Freq Level Limit Line Margin Read Level Ant Factor Cable Loss Preamp Factor APos TPos Remark<br>MHz dBuV/m dBuV/m dB dBuV dB/m dB dB cm deg<br>1 2462.00 103.81 74.00 29.81 99.95 32.54 5.44 34.12 102 153 Peak |
| Avg | 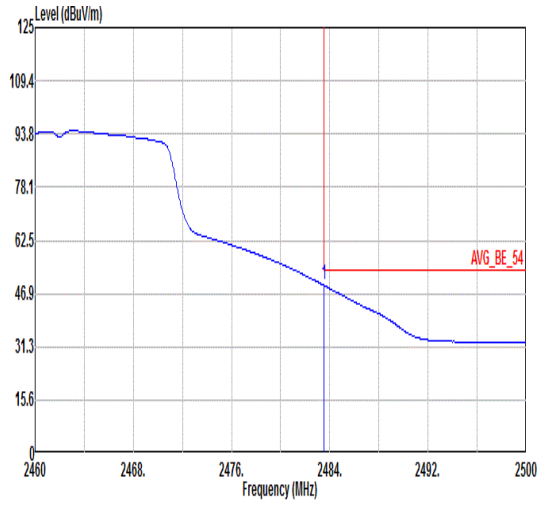 <br>Freq Level Limit Line Margin Read Level Ant Factor Cable Loss Preamp Factor APos TPos Remark<br>MHz dBuV/m dBuV/m dB dBuV dB/m dB dB cm deg<br>1 2483.52 49.33 54.00 -4.67 45.41 32.57 5.46 34.11 102 153 Average | 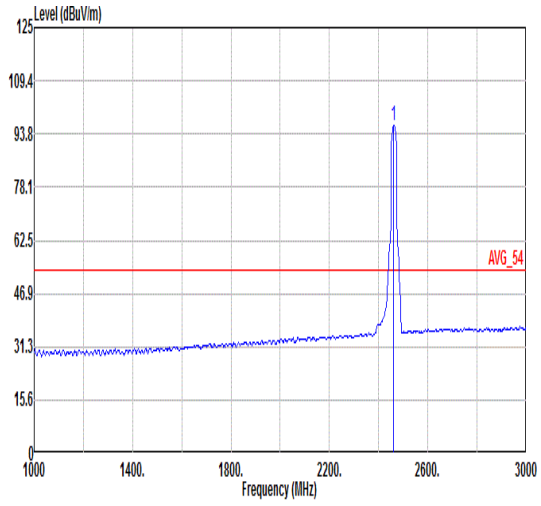 <br>Freq Level Limit Line Margin Read Level Ant Factor Cable Loss Preamp Factor APos TPos Remark<br>MHz dBuV/m dBuV/m dB dBuV dB/m dB dB cm deg<br>1 2462.00 96.41 54.00 42.41 92.55 32.54 5.44 34.12 102 153 Average |

| Mode | 24 | |
|---|---|---|
| | Band Edge | |
| | 2400-2483.5_802.11n HT20_CH11_2462MHz | |
| ANT | 5 | |
| Pol. | Vertical | Fundamental |
| Peak | 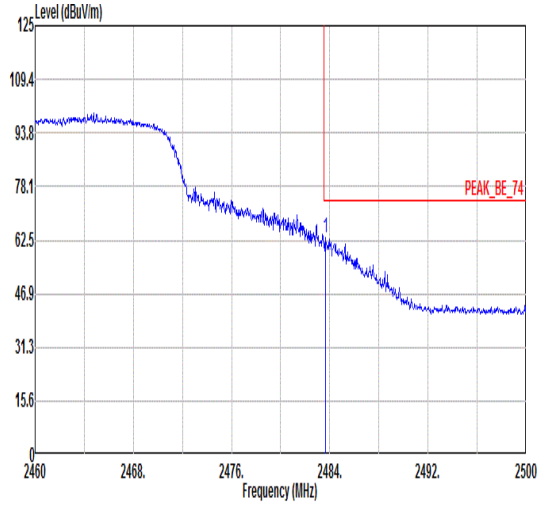 <br>Freq Level Limit Line Margin Read Level Ant Factor Cable Loss Preamp Factor APos TPos Remark<br>MHz dBuV/m dBuV/m dB dBuV dB/m dB dB cm deg<br>1 2483.68 63.02 74.00 -10.98 59.10 32.57 5.46 34.11 119 7 Peak | 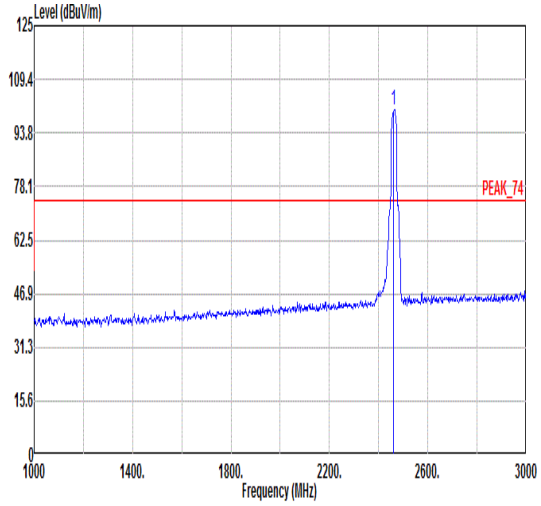 <br>Freq Level Limit Line Margin Read Level Ant Factor Cable Loss Preamp Factor APos TPos Remark<br>MHz dBuV/m dBuV/m dB dBuV dB/m dB dB cm deg<br>1 2462.00 100.27 74.00 26.27 96.41 32.54 5.44 34.12 119 7 Peak |
| Avg | 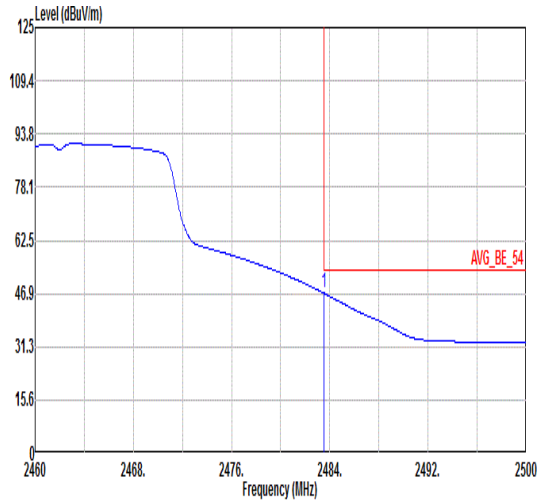 <br>Freq Level Limit Line Margin Read Level Ant Factor Cable Loss Preamp Factor APos TPos Remark<br>MHz dBuV/m dBuV/m dB dBuV dB/m dB dB cm deg<br>1 2483.52 47.01 54.00 -6.99 43.09 32.57 5.46 34.11 119 7 Average | 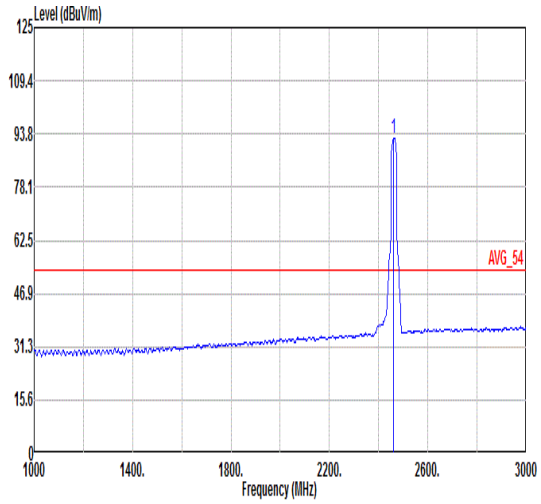 <br>Freq Level Limit Line Margin Read Level Ant Factor Cable Loss Preamp Factor APos TPos Remark<br>MHz dBuV/m dBuV/m dB dBuV dB/m dB dB cm deg<br>1 2462.00 92.68 54.00 38.68 88.82 32.54 5.44 34.12 119 7 Average |

| Mode | 24 | |
|---|---|---|
| | Harmonic | |
| | 2400-2483.5_802.11n HT20_CH11_2462MHz | |
| ANT | 5 | |
| Pol. | Horizontal | Vertical |
| Peak<br>Avg | 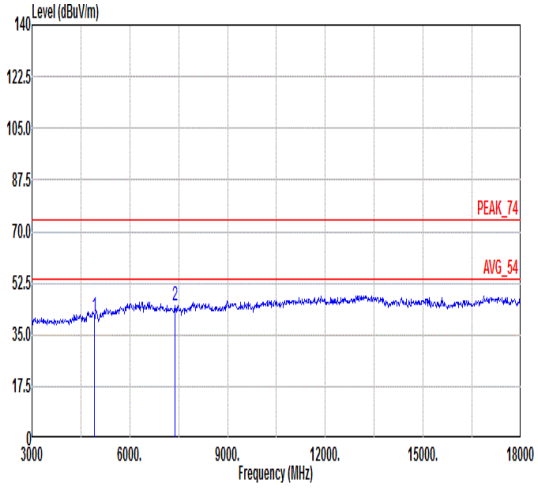 <br><br>Freq Level Limit Line Margin Read Level Ant Factor Cable Loss Preamp Factor APos TPos Remark<br>MHz dBuV/m dBuV/m dB dBuV dB/m dB dB cm deg<br>1 4924.00 41.20 74.00 -32.80 60.87 36.58 8.57 64.82 --- --- Peak<br>2 7386.00 44.85 74.00 -29.15 62.84 36.81 10.18 64.98 --- --- Peak | 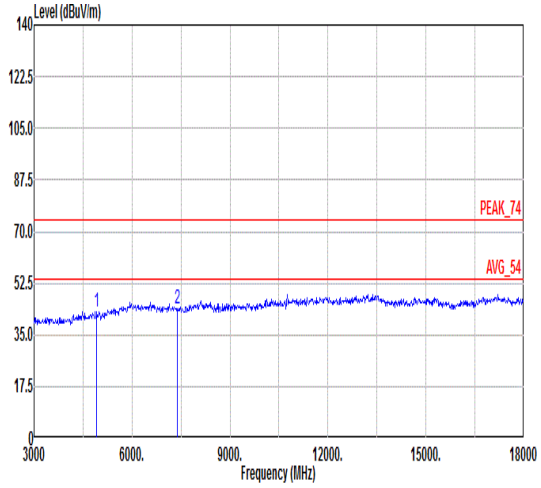 <br><br>Freq Level Limit Line Margin Read Level Ant Factor Cable Loss Preamp Factor APos TPos Remark<br>MHz dBuV/m dBuV/m dB dBuV dB/m dB dB cm deg<br>1 4924.00 42.73 74.00 -31.27 62.40 36.58 8.57 64.82 --- --- Peak<br>2 7386.00 43.94 74.00 -30.06 61.93 36.81 10.18 64.98 --- --- Peak |

| Mode | 25 | |
|---|---|---|
| | LF | |
| | 2400-2483.5_802.11n HT20-LF_CH11_2462MHz | |
| ANT | 5 | |
| Pol. | Horizontal | Vertical |
| Peak | 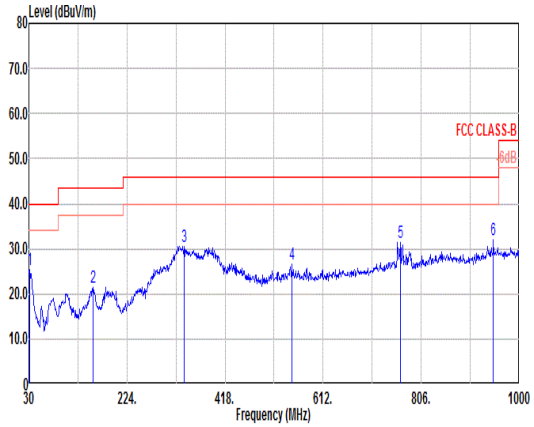 | 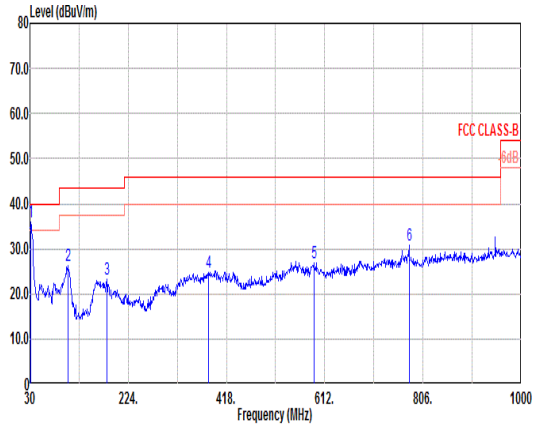 |



| | Freq | Level | Limit Line | Margin | Read Level | Ant Factor | Cable Loss | Preamp Factor | APos | TPos | Remark |
|---|---|---|---|---|---|---|---|---|---|---|---|
| | MHz | dBuV/m | dBuV/m | dB | dBuV | dB/m | dB | dB | cm | deg | |
| 1 | 30.97 | 25.32 | 40.00 | -14.68 | 31.60 | 24.72 | 0.54 | 31.54 | --- | --- | Peak |
| 2 | 157.07 | 21.29 | 43.50 | -22.21 | 34.93 | 16.67 | 1.28 | 31.59 | --- | --- | Peak |
| 3 | 336.52 | 30.57 | 46.00 | -15.43 | 39.92 | 20.25 | 1.93 | 31.53 | --- | --- | Peak |
| 4 | 549.92 | 26.69 | 46.00 | -19.31 | 29.15 | 26.38 | 2.46 | 31.30 | --- | --- | Peak |
| 5 | 764.29 | 31.51 | 46.00 | -14.49 | 30.77 | 28.89 | 2.88 | 31.03 | --- | --- | Peak |
| 6 | 948.59 | 31.86 | 46.00 | -14.14 | 28.15 | 31.33 | 3.23 | 30.85 | --- | --- | Peak |



| | Freq | Level | Limit Line | Margin | Read Level | Ant Factor | Cable Loss | Preamp Factor | APos | TPos | Remark |
|---|---|---|---|---|---|---|---|---|---|---|---|
| | MHz | dBuV/m | dBuV/m | dB | dBuV | dB/m | dB | dB | cm | deg | |
| 1 | 31.94 | 35.82 | 40.00 | -4.18 | 42.60 | 24.25 | 0.55 | 31.58 | --- | --- | Peak |
| 2 | 104.69 | 26.29 | 43.50 | -17.21 | 40.21 | 16.73 | 1.04 | 31.69 | --- | --- | Peak |
| 3 | 181.32 | 23.31 | 43.50 | -20.19 | 38.39 | 15.09 | 1.37 | 31.54 | --- | --- | Peak |
| 4 | 383.08 | 24.75 | 46.00 | -21.25 | 32.70 | 21.36 | 2.06 | 31.37 | --- | --- | Peak |
| 5 | 590.66 | 26.92 | 46.00 | -19.08 | 29.39 | 26.13 | 2.54 | 31.14 | --- | --- | Peak |
| 6 | 778.84 | 30.66 | 46.00 | -15.34 | 29.94 | 28.88 | 2.90 | 31.06 | --- | --- | Peak |

# Radiated Spurious Emission Test Modes

| Mode | Band (MHz) | Antenna | Modulation | Channel | Frequency | Data Rate | RU | Remark |
|---|---|---|---|---|---|---|---|---|
| Mode 23 | 2400-2483.5 | 5 | 802.11g | 10 | 2457 | 6Mbps | - | - |
| Mode 24 | 2400-2483.5 | 5 | 802.11n HT20 | 10 | 2457 | MCS0 | - | - |
| Mode 25 | 2400-2483.5 | 5 | 802.11n HT40 | 08 | 2447 | MCS0 | - | - |

# Summary of each worse mode

| Mode | Modulation | Ch. | Freq. (MHz) | Level (dBuV/m) | Limit (dBuV/m) | Margin (dB) | Pol. | Peak Avg. | Result | Remark |
|---|---|---|---|---|---|---|---|---|---|---|
| 23 | 802.11g | 10 | 2483.57 | 49.17 | 54.00 | -4.83 | H | AVERAGE | Pass | Band Edge |
| 23 | 802.11g | 10 | - | - | - | - | - | - | - | Harmonic |
| 24 | 802.11n HT20 | 10 | 2483.62 | 49.99 | 54.00 | -4.01 | H | AVERAGE | Pass | Band Edge |
| 24 | 802.11n HT20 | 10 | - | - | - | - | - | - | - | Harmonic |
| 25 | 802.11n HT40 | 08 | 2483.68 | 48.32 | 54.00 | -5.68 | V | AVERAGE | Pass | Band Edge |
| 25 | 802.11n HT40 | 08 | - | - | - | - | - | - | - | Harmonic |

| Mode | 23 | |
|---|---|---|
| Mode | Band Edge | |
| Mode | 2400-2483.5_802.11g_CH10_2457MHz | |
| ANT | 5 | |
| Pol. | Horizontal | Fundamental |
| Peak | 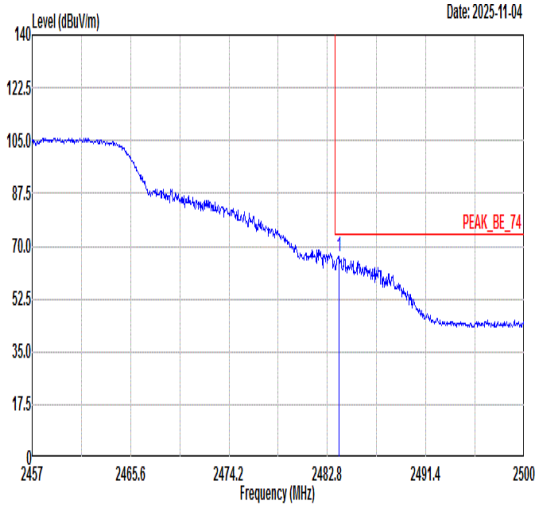 <br>Freq Level Limit Line Margin (dB) Read Level Ant Factor Cable Loss Preamp Factor APos TPos Remark<br>MHz dBuV/m dBuV/m dBuV dB/m dB dB cm deg<br>1 2483.83 66.69 74.00 -7.31 62.29 32.57 5.94 34.11 335 155 PEAK | 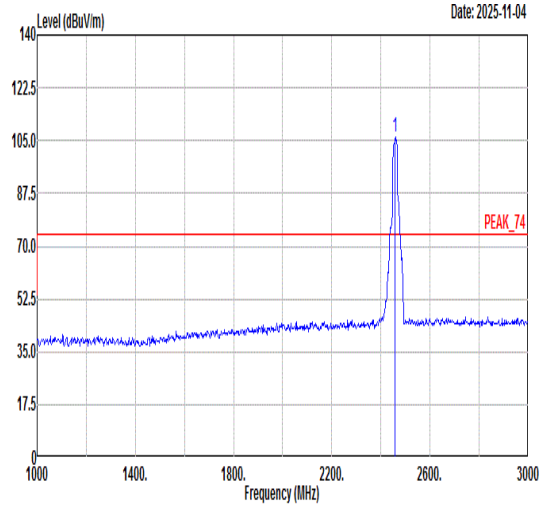 <br>Freq Level Limit Line Margin (dB) Read Level Ant Factor Cable Loss Preamp Factor APos TPos Remark<br>MHz dBuV/m dBuV/m dBuV dB/m dB dB cm deg<br>1 2457.00 106.00 ------ ------ 101.93 32.54 5.65 34.12 335 155 PEAK |
| Avg | 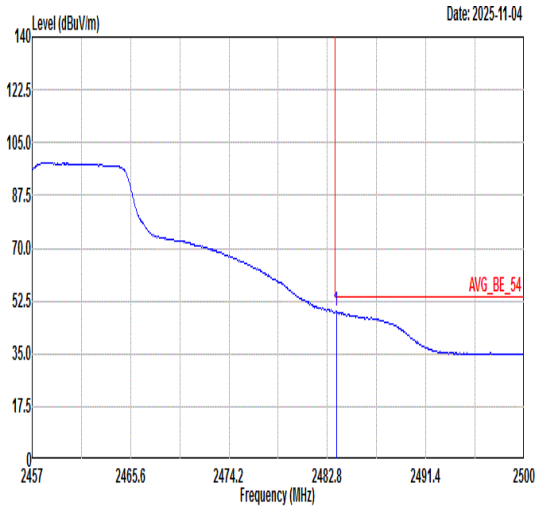 <br>Freq Level Limit Line Margin (dB) Read Level Ant Factor Cable Loss Preamp Factor APos TPos Remark<br>MHz dBuV/m dBuV/m dBuV dB/m dB dB cm deg<br>1 2483.57 49.17 54.00 -4.83 44.76 32.57 5.95 34.11 335 155 AVERAGE | 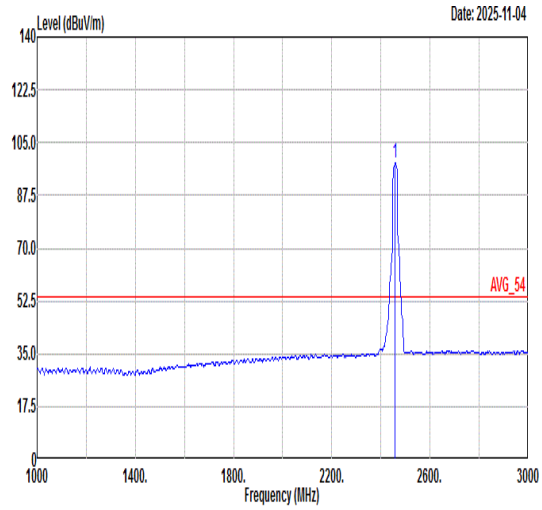 <br>Freq Level Limit Line Margin (dB) Read Level Ant Factor Cable Loss Preamp Factor APos TPos Remark<br>MHz dBuV/m dBuV/m dBuV dB/m dB dB cm deg<br>1 2457.00 98.23 ------ ------ 94.20 32.53 5.62 34.12 335 155 AVERAGE |

| Mode | 23 | |
|---|---|---|
| | Band Edge | |
| | 2400-2483.5_802.11g_CH10_2457MHz | |
| ANT | 5 | |
| Pol. | Vertical | Fundamental |
| Peak | 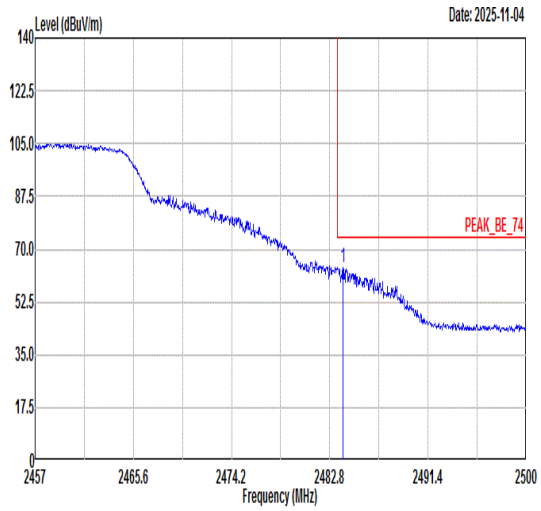 <br>Freq Level Limit Line Margin (dB) Read Level Ant Factor Cable Loss Preamp Factor APos TPos Remark<br>1 2483.96 63.78 74.00 -10.22 59.38 32.57 5.94 34.11 134 174 PEAK | 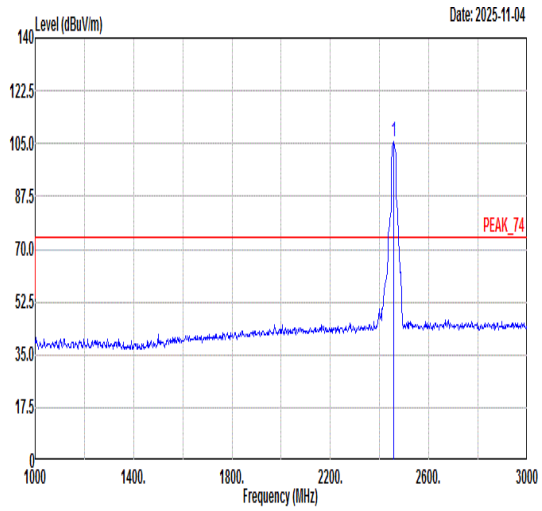 <br>Freq Level Limit Line Margin (dB) Read Level Ant Factor Cable Loss Preamp Factor APos TPos Remark<br>1 2457.00 105.46 ------ ------ 101.46 32.53 5.59 34.12 134 174 PEAK |
| Avg | 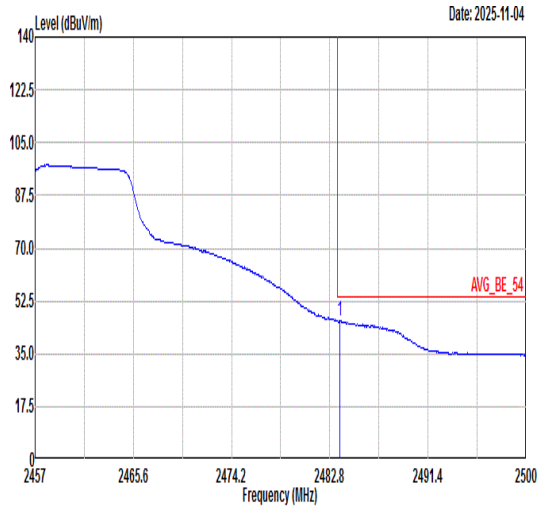 <br>Freq Level Limit Line Margin (dB) Read Level Ant Factor Cable Loss Preamp Factor APos TPos Remark<br>1 2483.66 45.98 54.00 -8.02 41.57 32.57 5.95 34.11 134 174 AVERAGE | 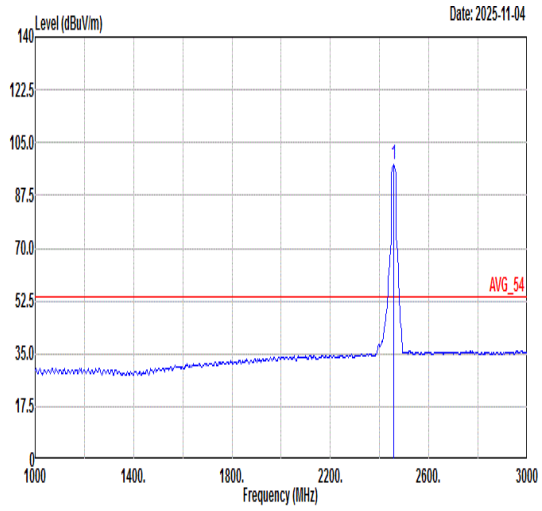 <br>Freq Level Limit Line Margin (dB) Read Level Ant Factor Cable Loss Preamp Factor APos TPos Remark<br>1 2457.00 97.55 ------ ------ 93.55 32.53 5.59 34.12 134 174 AVERAGE |

| Mode | 24 | |
|---|---|---|
| | Band Edge | |
| | 2400-2483.5_802.11n HT20_CH10_2457MHz | |
| ANT | 5 | |
| Pol. | Horizontal | Fundamental |
| Peak | 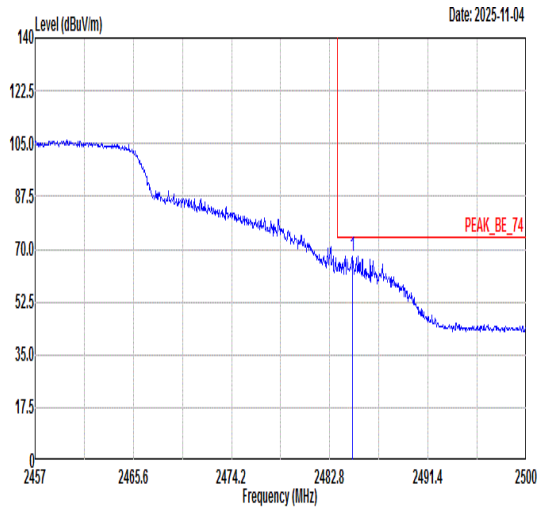 <br>Freq Level Limit Line Margin (dB) Read Level Ant Factor Cable Loss Preamp Factor APos TPos Remark<br>1 2484.78 67.71 74.00 -6.29 63.30 32.58 5.94 34.11 373 151 PEAK | 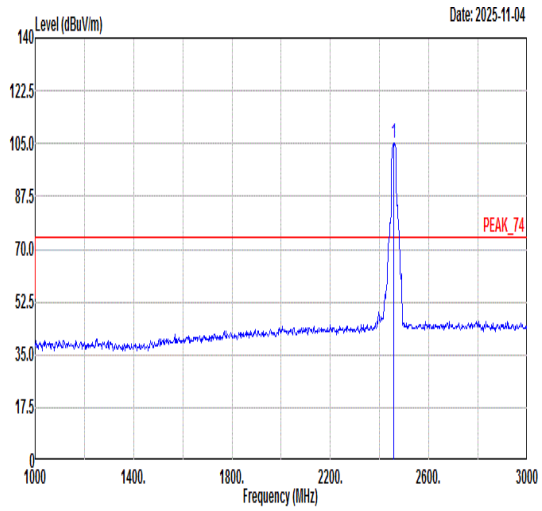 <br>Freq Level Limit Line Margin (dB) Read Level Ant Factor Cable Loss Preamp Factor APos TPos Remark<br>1 2457.00 105.27 ------ ------ 101.24 32.53 5.62 34.12 373 151 PEAK |
| Avg | 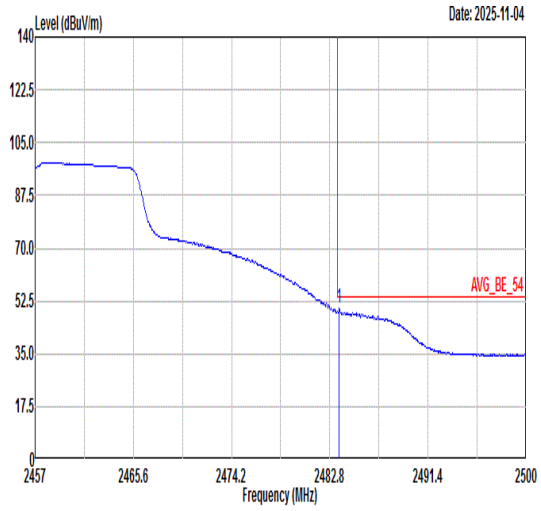 <br>Freq Level Limit Line Margin (dB) Read Level Ant Factor Cable Loss Preamp Factor APos TPos Remark<br>1 2483.62 49.99 54.00 -4.01 45.58 32.57 5.95 34.11 373 151 AVERAGE | 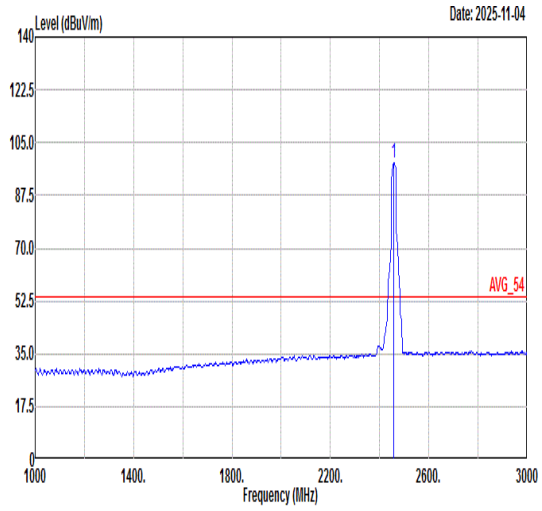 <br>Freq Level Limit Line Margin (dB) Read Level Ant Factor Cable Loss Preamp Factor APos TPos Remark<br>1 2457.00 98.30 ------ ------ 94.27 32.53 5.62 34.12 373 151 AVERAGE |

| Mode | 24 | |
|---|---|---|
| | Band Edge | |
| | 2400-2483.5_802.11n HT20_CH10_2457MHz | |
| ANT | 5 | |
| Pol. | Vertical | Fundamental |
| Peak | 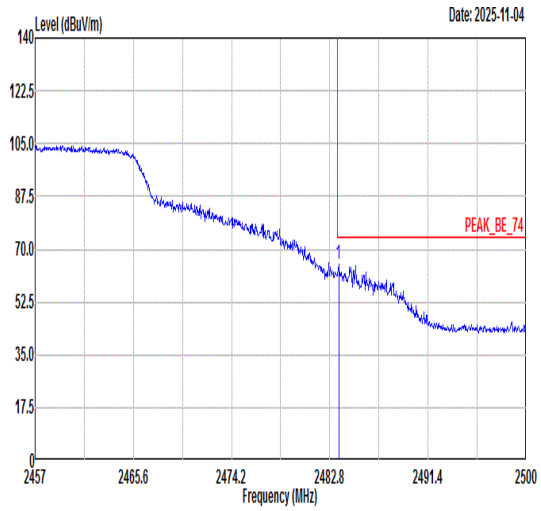 <br>Freq Level Limit Line Margin (dB) Read Level Ant Factor Cable Loss Preamp Factor APos TPos Remark<br>MHz dBuV/m dBuV/m dBuV dB/m dB dB cm deg<br>1 2483.57 64.79 74.00 -9.21 60.38 32.57 5.95 34.11 134 175 PEAK | 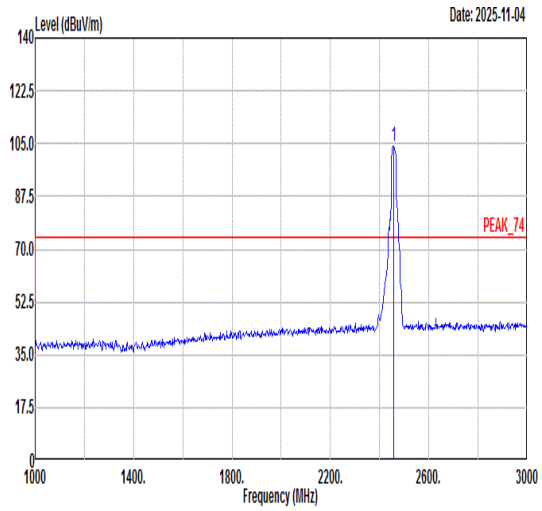 <br>Freq Level Limit Line Margin (dB) Read Level Ant Factor Cable Loss Preamp Factor APos TPos Remark<br>MHz dBuV/m dBuV/m dBuV dB/m dB dB cm deg<br>1 2457.00 104.28 ------ ------ 100.28 32.53 5.59 34.12 134 175 PEAK |
| Avg | 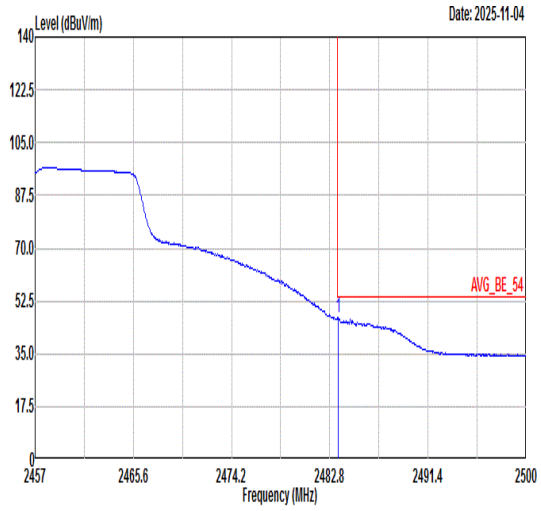 <br>Freq Level Limit Line Margin (dB) Read Level Ant Factor Cable Loss Preamp Factor APos TPos Remark<br>MHz dBuV/m dBuV/m dBuV dB/m dB dB cm deg<br>1 2483.53 47.05 54.00 -6.95 42.64 32.57 5.95 34.11 134 175 AVERAGE | 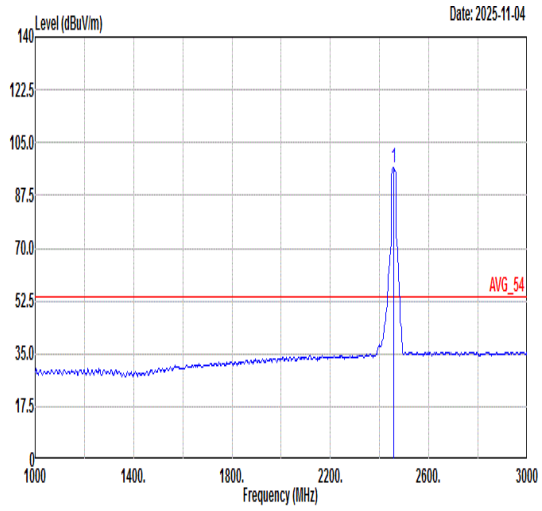 <br>Freq Level Limit Line Margin (dB) Read Level Ant Factor Cable Loss Preamp Factor APos TPos Remark<br>MHz dBuV/m dBuV/m dBuV dB/m dB dB cm deg<br>1 2457.00 96.68 ------ ------ 92.68 32.53 5.59 34.12 134 175 AVERAGE |

| Mode | 25 | |
|---|---|---|
| | Band Edge - L | |
| | 2400-2483.5_802.11n HT40_CH08_2447MHz | |
| ANT | 5 | |
| Pol. | Horizontal | Fundamental |
| Peak | 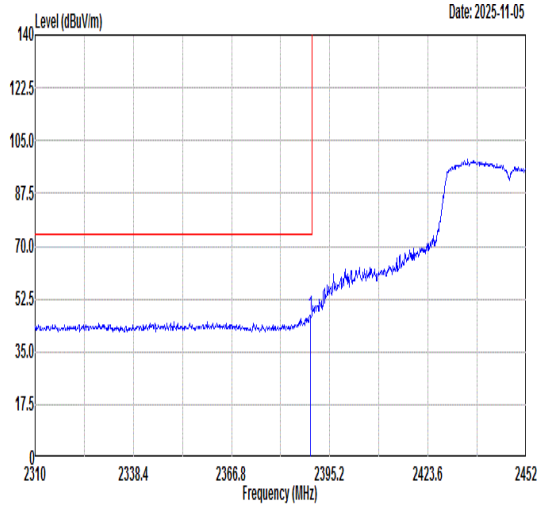 <br>Freq Level Limit Line Margin (dB) Read Level Ant Factor Cable Loss Preamp Factor APos TPos Remark<br>1 2389.52 46.80 74.00 -27.20 43.16 32.42 5.36 34.14 100 44 PEAK | 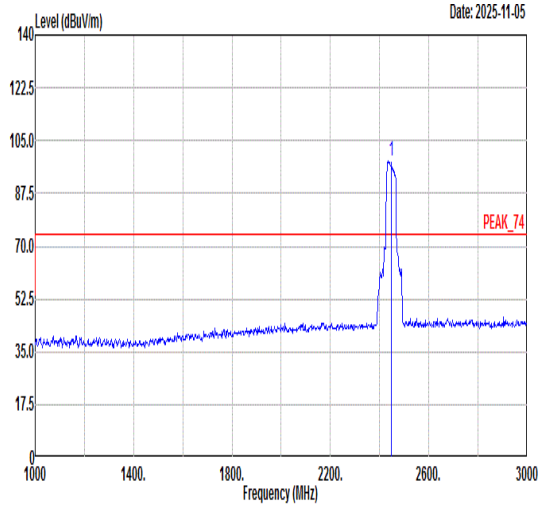 <br>Freq Level Limit Line Margin (dB) Read Level Ant Factor Cable Loss Preamp Factor APos TPos Remark<br>1 2447.00 98.18 ------ ------ 94.42 32.49 5.40 34.13 100 44 PEAK |
| Avg | 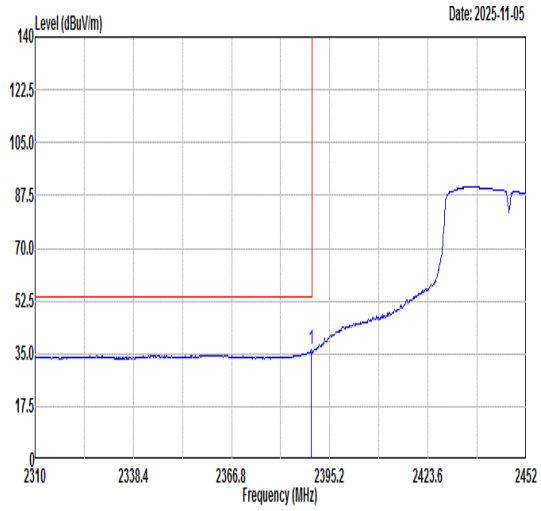 <br>Freq Level Limit Line Margin (dB) Read Level Ant Factor Cable Loss Preamp Factor APos TPos Remark<br>1 2389.80 36.33 54.00 -17.67 32.69 32.42 5.36 34.14 100 44 AVERAGE | 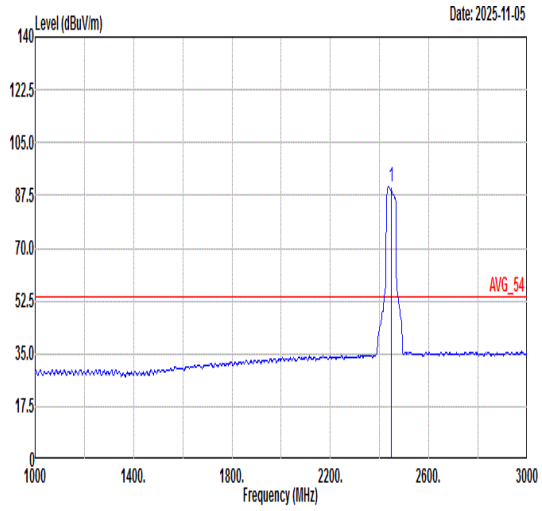 <br>Freq Level Limit Line Margin (dB) Read Level Ant Factor Cable Loss Preamp Factor APos TPos Remark<br>1 2447.00 90.21 ------ ------ 86.43 32.50 5.41 34.13 100 44 AVERAGE |

| Mode | 25 | |
|---|---|---|
| | Band Edge - R | |
| | 2400-2483.5_802.11n HT40_CH08_2447MHz | |
| ANT | 5 | |
| Pol. | Horizontal | Fundamental |
| Peak | 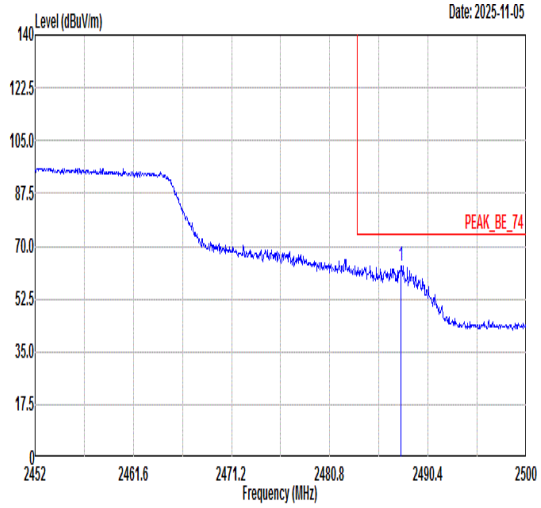 <br>Freq Level Limit Line Margin (dB) Read Level Ant Factor Cable Loss Preamp Factor APos TPos Remark<br>MHz dBuV/m dBuV/m dBuV dB/m dB dB cm deg<br>1 2487.76 63.66 74.00 -10.34 59.25 32.58 5.93 34.10 100 44 PEAK | Blank |
| Avg | 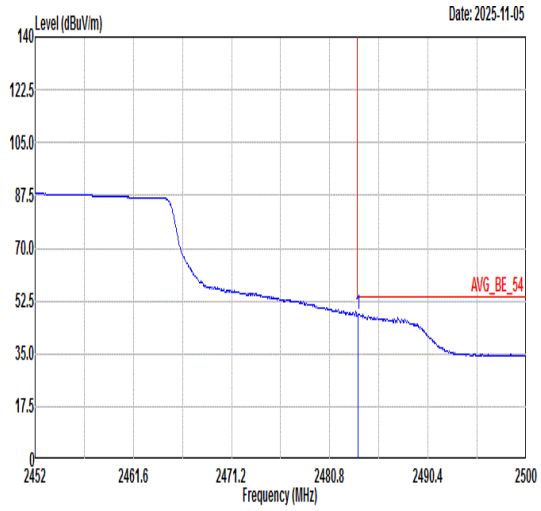 <br>Freq Level Limit Line Margin (dB) Read Level Ant Factor Cable Loss Preamp Factor APos TPos Remark<br>MHz dBuV/m dBuV/m dBuV dB/m dB dB cm deg<br>1 2483.54 48.10 54.00 -5.90 43.69 32.57 5.95 34.11 100 44 AVERAGE | Blank |

| Mode | 25 | |
|---|---|---|
| | Band Edge - L | |
| | 2400-2483.5_802.11n HT40_CH08_2447MHz | |
| ANT | 5 | |
| Pol. | Vertical | Fundamental |
| Peak | 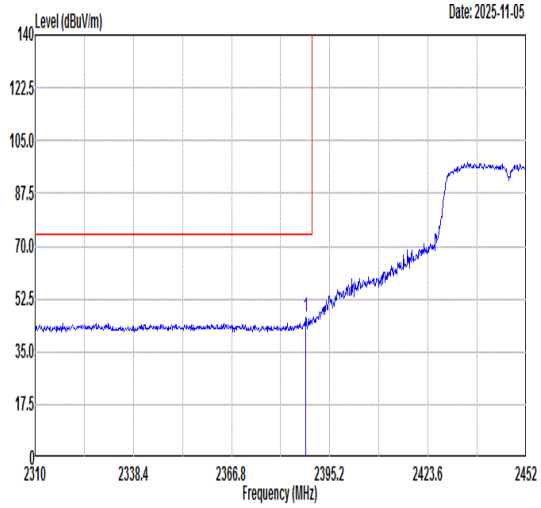 <br>Freq Level Limit Line Margin (dB) Read Level Ant Factor Cable Loss Preamp Factor APos TPos Remark<br>1 2388.24 46.29 74.00 -27.71 42.65 32.42 5.36 34.14 300 10 PEAK | 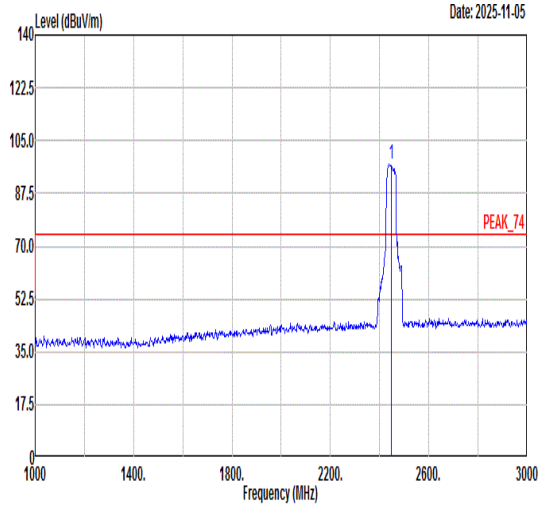 <br>Freq Level Limit Line Margin (dB) Read Level Ant Factor Cable Loss Preamp Factor APos TPos Remark<br>1 2447.00 96.97 ------ ------ 93.18 32.50 5.41 34.12 300 10 PEAK |
| Avg | 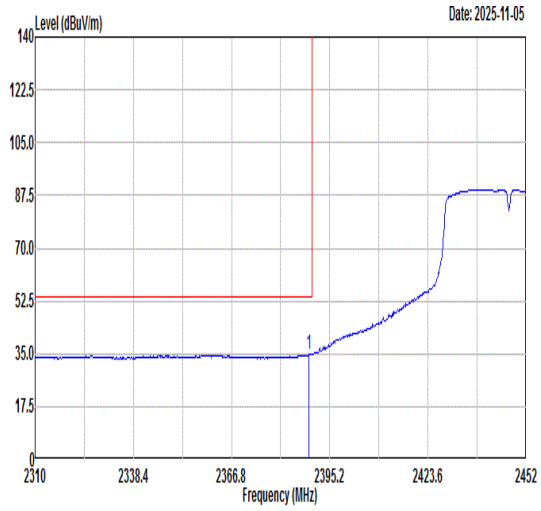 <br>Freq Level Limit Line Margin (dB) Read Level Ant Factor Cable Loss Preamp Factor APos TPos Remark<br>1 2389.24 34.88 54.00 -19.12 31.24 32.42 5.36 34.14 300 10 AVERAGE | 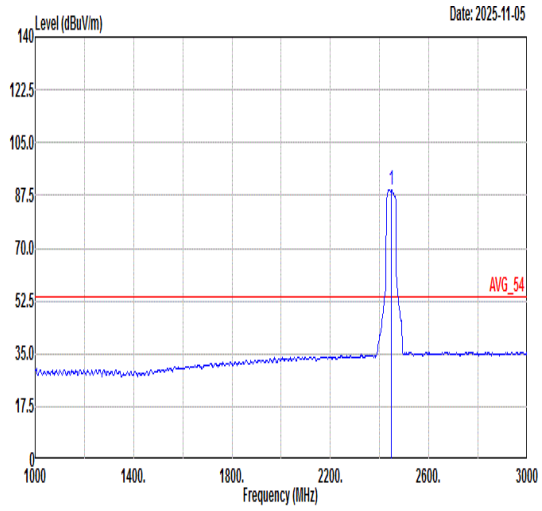 <br>Freq Level Limit Line Margin (dB) Read Level Ant Factor Cable Loss Preamp Factor APos TPos Remark<br>1 2447.00 89.30 ------ ------ 85.51 32.50 5.41 34.12 300 10 AVERAGE |

| Mode | 25 | |
|---|---|---|
| | Band Edge - R | |
| | 2400-2483.5_802.11n HT40_CH08_2447MHz | |
| ANT | 5 | |
| Pol. | Vertical | Fundamental |
| Peak | 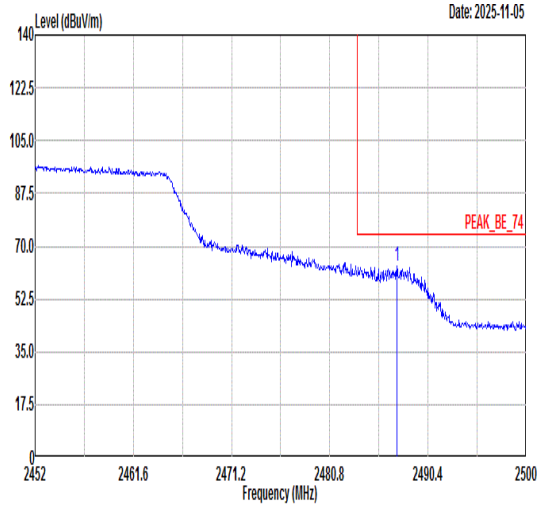 <br>Freq Level Limit Line Margin (dB) Read Level Ant Factor Cable Loss Preamp Factor APos TPos Remark<br>MHz dBuV/m dBuV/m dBuV dB/m dB dB cm deg<br>1 2487.38 63.55 74.00 -10.45 59.15 32.58 5.93 34.11 300 10 PEAK | Blank |
| Avg | 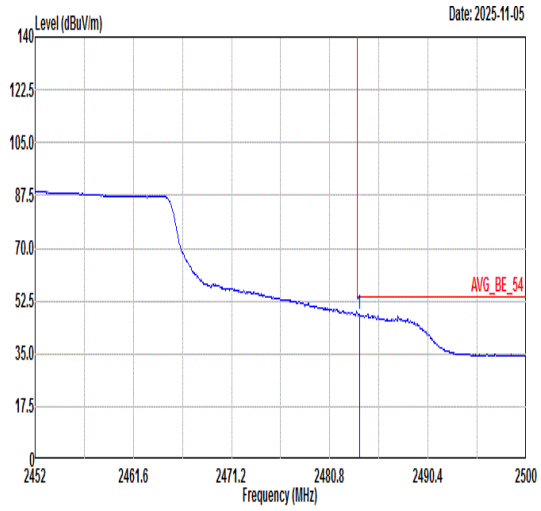 <br>Freq Level Limit Line Margin (dB) Read Level Ant Factor Cable Loss Preamp Factor APos TPos Remark<br>MHz dBuV/m dBuV/m dBuV dB/m dB dB cm deg<br>1 2483.68 48.32 54.00 -5.68 43.91 32.57 5.95 34.11 300 10 AVERAGE | Blank |

## <Co-location>

# Radiated Spurious Emission Test Modes

| Mode | Band (MHz) | Antenna | Modulation | Channel | Frequency | Data Rate | RU | Remark |
|---|---|---|---|---|---|---|---|---|
| Mode 4 | CO_TX | 5 | 802.11n HT20 | 11 | 2462 | MCS0 | - | - |
| | | 0 | WWAN | LTE B13 Link | | | | |

# Summary of each worse mode

| Mode | Modulation | Ch. | Freq. (MHz) | Level (dBuV/m) | Limit (dBuV/m) | Margin (dB) | Pol. | Peak Avg. | Result | Remark |
|---|---|---|---|---|---|---|---|---|---|---|
| 4 CO_TX | 802.11n HT20 | 11 | 2483.58 | 49.53 | 54.00 | -4.47 | H | AVERAGE | Pass | Band Edge |
| 4 | 802.11n HT20 | 11 | 7386.00 | 42.63 | 74.00 | -31.37 | H | Peak | Pass | Harmonic |

| Mode | 4 | |
|---|---|---|
| | Band Edge | |
| | 2400-2483.5_802.11n HT20_CH11_2462MHz+LTE B13 Link_CO_TX | |
| ANT | 5 | |
| Pol. | Horizontal | Fundamental |
| Peak | 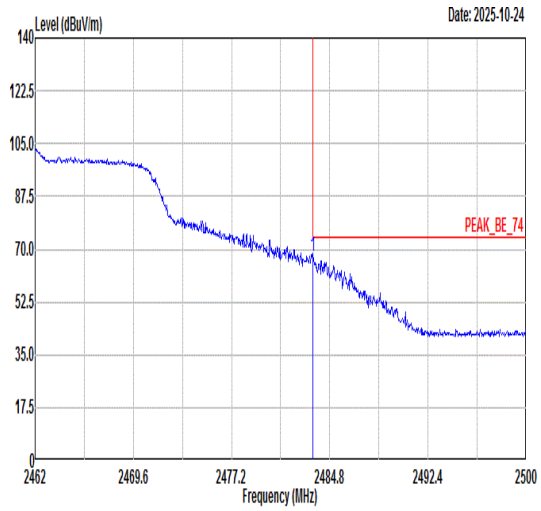 <br>Freq Level Limit Line Margin (dB) Read Level Ant Factor Cable Loss Preamp Factor APos TPos Remark<br>1 2483.51 67.59 74.00 -6.41 63.18 32.57 5.95 34.11 200 144 PEAK | 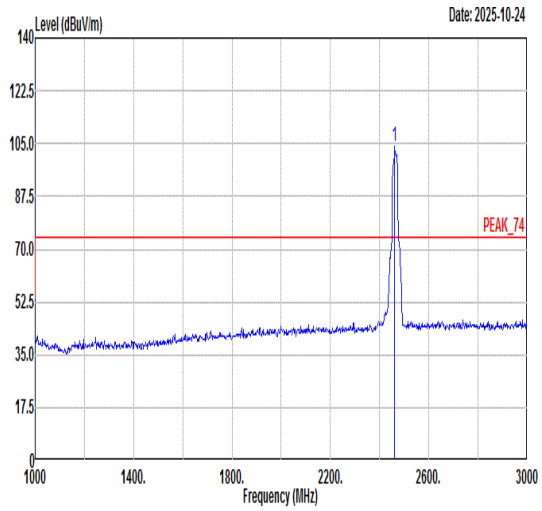 <br>Freq Level Limit Line Margin (dB) Read Level Ant Factor Cable Loss Preamp Factor APos TPos Remark<br>1 2462.00 104.21 ------ ------ 100.11 32.54 5.68 34.12 200 144 PEAK |
| Avg | 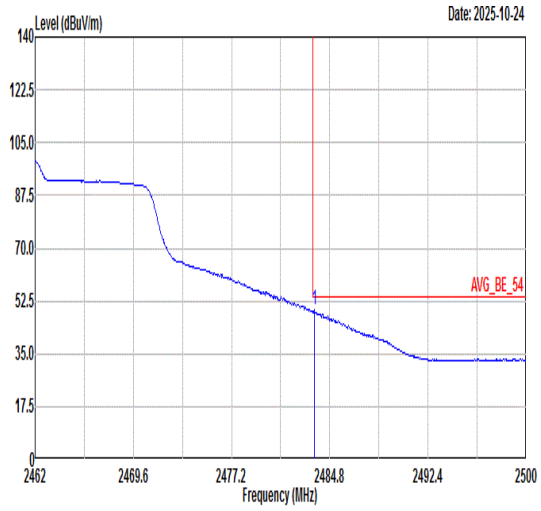 <br>Freq Level Limit Line Margin (dB) Read Level Ant Factor Cable Loss Preamp Factor APos TPos Remark<br>1 2483.58 49.53 54.00 -4.47 45.12 32.57 5.95 34.11 200 144 AVERAGE | 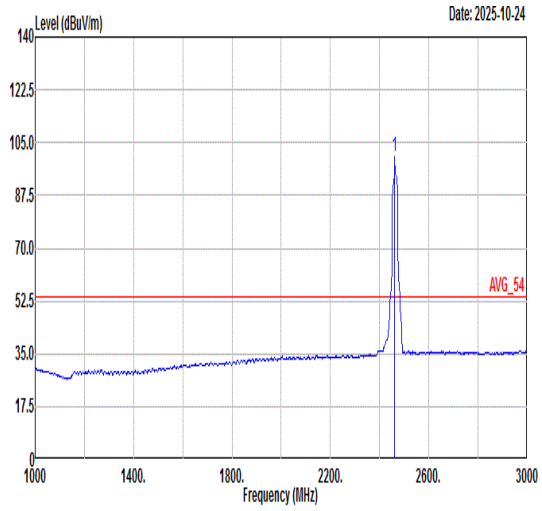 <br>Freq Level Limit Line Margin (dB) Read Level Ant Factor Cable Loss Preamp Factor APos TPos Remark<br>1 2462.00 100.50 ------ ------ 96.40 32.54 5.68 34.12 200 144 AVERAGE |

| Mode | 4 | |
|---|---|---|
| | Band Edge | |
| | 2400-2483.5_802.11n HT20_CH11_2462MHz+LTE B13 Link_CO_TX | |
| ANT | 5 | |
| Pol. | Vertical | Fundamental |
| Peak | 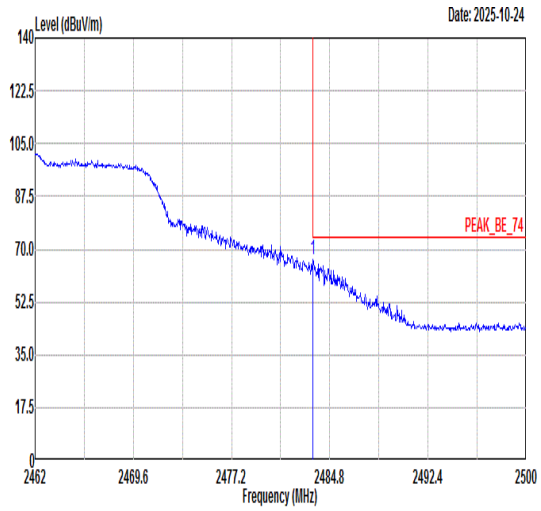 <br>Freq Level Limit Line Margin (dB) Read Level Ant Factor Cable Loss Preamp Factor APos TPos Remark<br>1 2483.51 66.49 74.00 -7.51 62.08 32.57 5.95 34.11 400 35 PEAK | 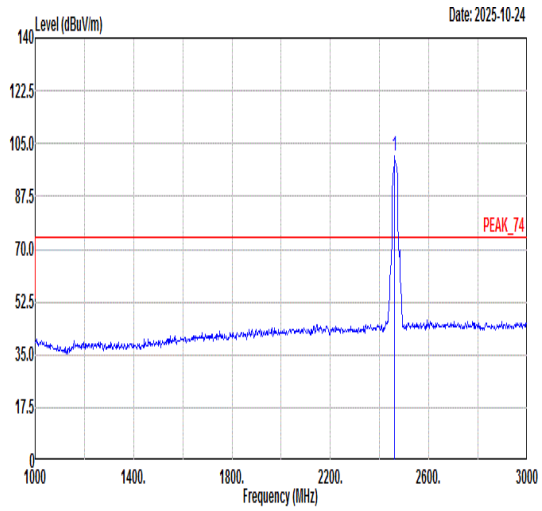 <br>Freq Level Limit Line Margin (dB) Read Level Ant Factor Cable Loss Preamp Factor APos TPos Remark<br>1 2462.00 101.16 ------ ------ 97.06 32.54 5.68 34.12 400 35 PEAK |
| Avg | 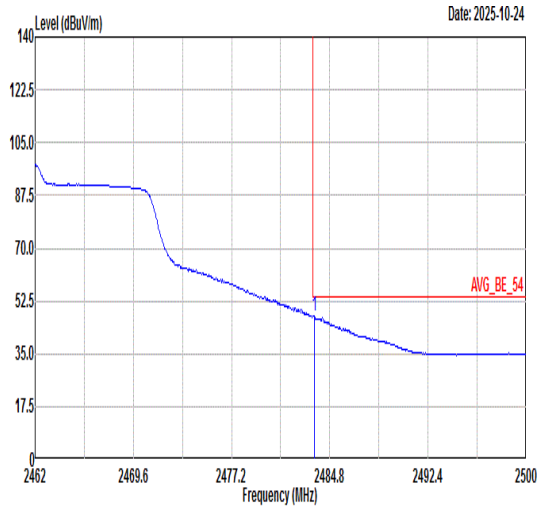 <br>Freq Level Limit Line Margin (dB) Read Level Ant Factor Cable Loss Preamp Factor APos TPos Remark<br>1 2483.58 47.72 54.00 -6.28 43.31 32.57 5.95 34.11 400 35 AVERAGE | 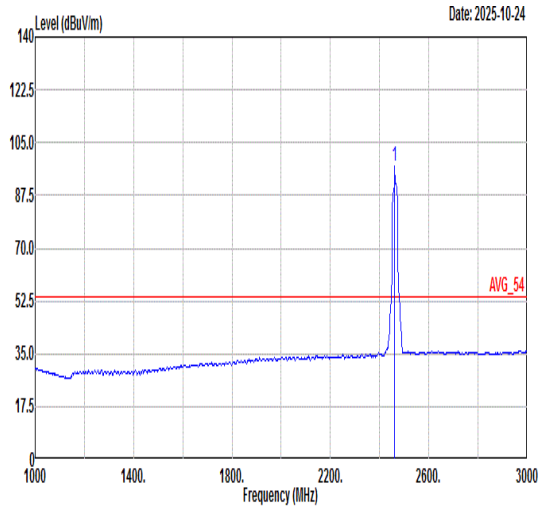 <br>Freq Level Limit Line Margin (dB) Read Level Ant Factor Cable Loss Preamp Factor APos TPos Remark<br>1 2462.00 97.45 ------ ------ 93.35 32.54 5.68 34.12 400 35 AVERAGE |

| Mode | 4 | |
|---|---|---|
| | Harmonic | |
| | 2400-2483.5_802.11n HT20_CH11_2462MHz+LTE B13 Link_CO_TX | |
| ANT | 5 | |
| Pol. | Horizontal | Vertical |
| Peak<br>Avg | 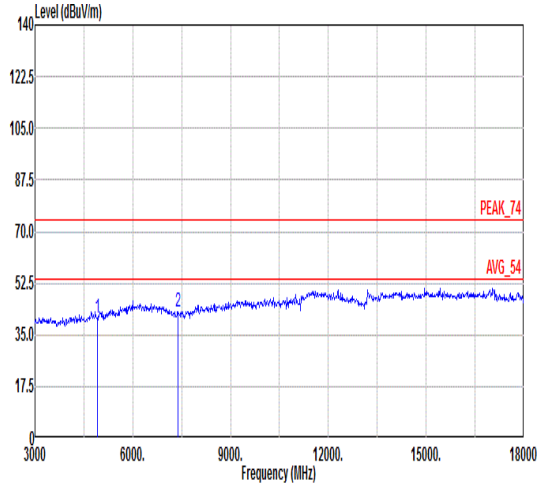 <br><br>Freq Level Limit Line Margin Read Level Ant Factor Cable Loss Preamp Factor APos TPos Remark<br>MHz dBuV/m dBuV/m dB dBuV dB/m dB dB cm deg<br>1 4924.00 40.69 74.00 -33.31 60.36 36.58 8.57 64.82 --- --- Peak<br>2 7386.00 42.63 74.00 -31.37 60.62 36.81 10.18 64.98 --- --- Peak | 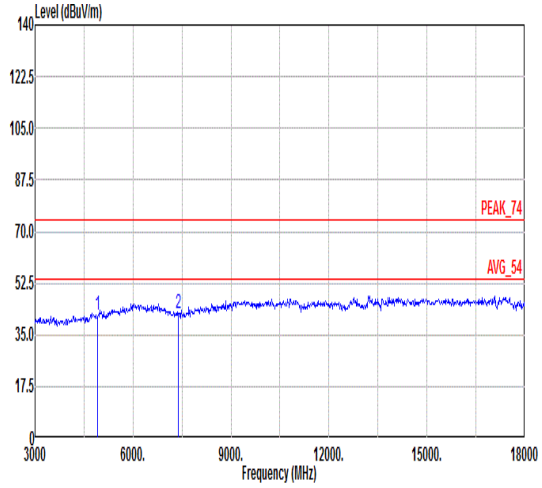 <br><br>Freq Level Limit Line Margin Read Level Ant Factor Cable Loss Preamp Factor APos TPos Remark<br>MHz dBuV/m dBuV/m dB dBuV dB/m dB dB cm deg<br>1 4924.00 41.72 74.00 -32.28 61.39 36.58 8.57 64.82 --- --- Peak<br>2 7386.00 42.36 74.00 -31.64 60.35 36.81 10.18 64.98 --- --- Peak |

Note: For all plots above, the over limit line signals are Fundamental signal which can be ignored.

# Appendix B. Duty Cycle Plots

| Band | Duty Cycle(%) | T(ms) | 1/T(kHz) | VBW Setting |
|---|---|---|---|---|
| 802.11b | 100 | - | - | 10Hz |
| 802.11g | 100 | - | - | 10Hz |
| 802.11n HT20 | 100 | - | - | 10Hz |
| 802.11n HT40 | 100 | - | - | 10Hz |

**802.11b**

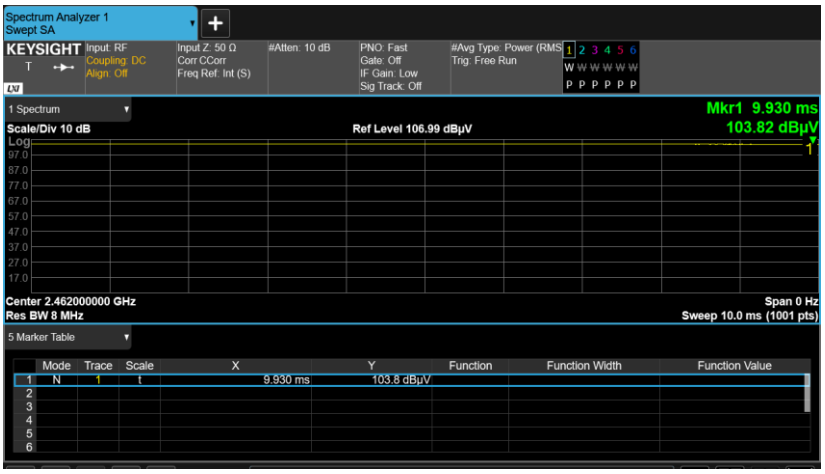


**802.11g**

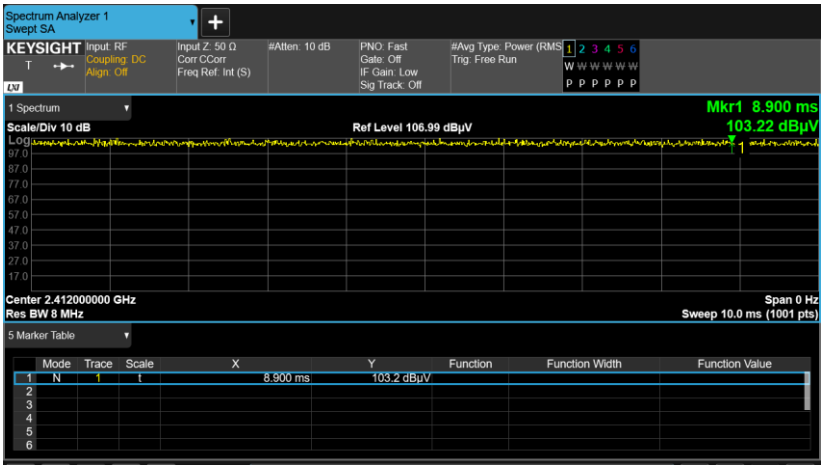

## 802.11n HT20

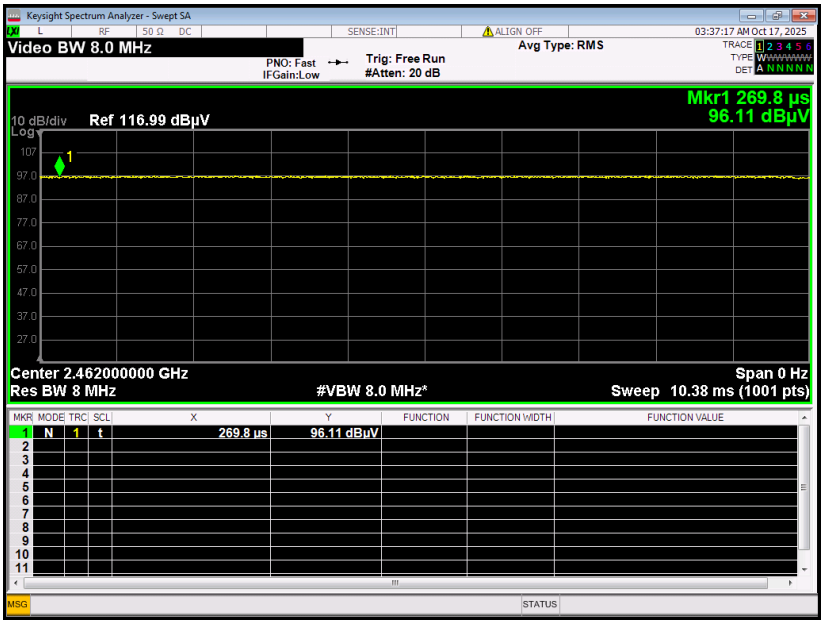

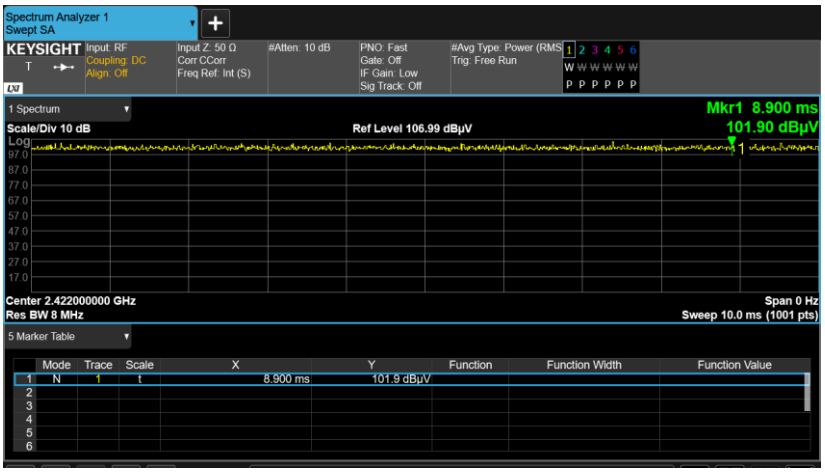
## 802.11n HT40