| Mode | 28 | |
|---|---|---|
| | Band Edge - L | |
| | U-NII-2C_5.47-5.725_802.11ac VHT80_CH106_5530MHz | |
| ANT | 5 | |
| Pol. | Vertical | Fundamental |
| Peak | 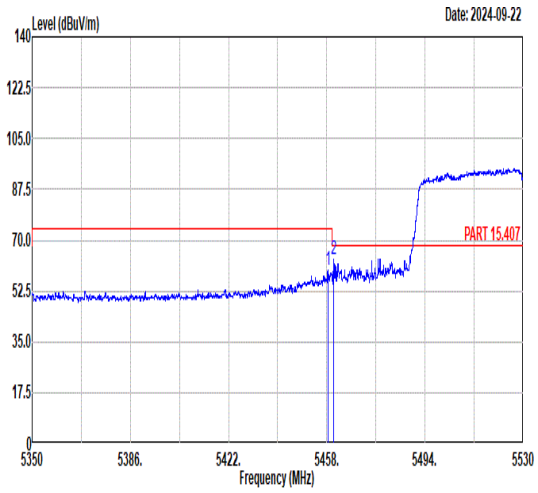 <br>Freq Level Limit Line Margin (dB) Read Level Ant Factor Cable Loss Preamp Factor APos TPos Remark<br>MHz dBuV/m dBuV/m dBuV dB/m dB dB cm deg<br>1 5458.47 59.59 74.00 -14.41 45.83 34.81 11.11 32.16 200 52 PEAK<br>2 5460.43 63.18 68.30 -5.12 49.42 34.81 11.12 32.17 200 52 PEAK | 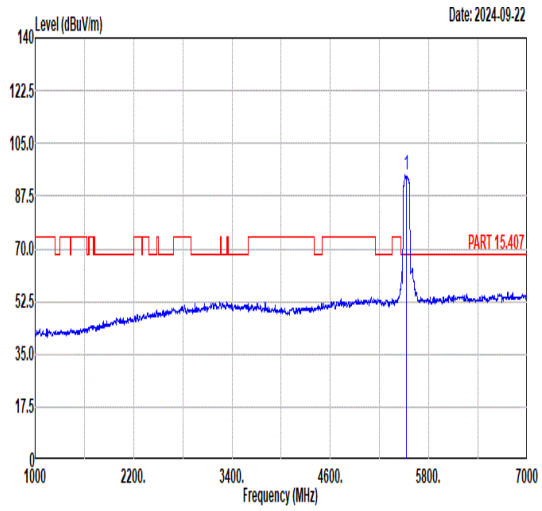 <br>Freq Level Limit Line Margin (dB) Read Level Ant Factor Cable Loss Preamp Factor APos TPos Remark<br>MHz dBuV/m dBuV/m dBuV dB/m dB dB cm deg<br>1 5530.00 94.37 ------ ------ 80.46 34.81 11.32 32.22 200 52 PEAK |
| Avg | 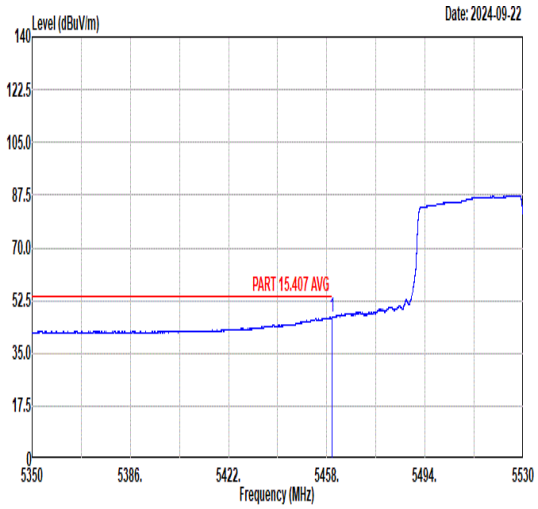 <br>Freq Level Limit Line Margin (dB) Read Level Ant Factor Cable Loss Preamp Factor APos TPos Remark<br>MHz dBuV/m dBuV/m dBuV dB/m dB dB cm deg<br>1 5460.00 46.86 54.00 -7.14 33.10 34.81 11.12 32.17 200 52 AVERAGE | 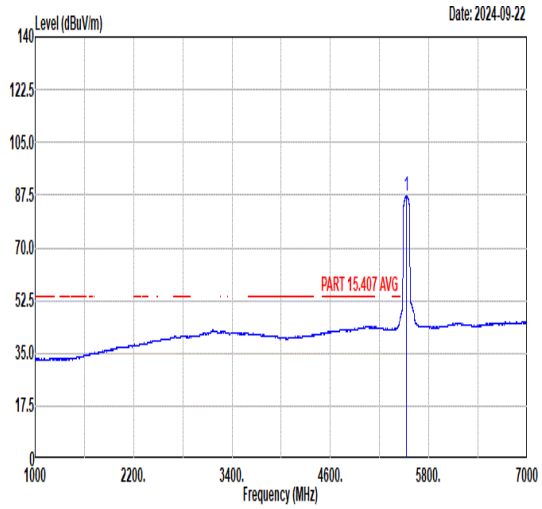 <br>Freq Level Limit Line Margin (dB) Read Level Ant Factor Cable Loss Preamp Factor APos TPos Remark<br>MHz dBuV/m dBuV/m dBuV dB/m dB dB cm deg<br>1 5530.00 87.16 ------ ------ 73.14 34.84 11.41 32.23 200 52 AVERAGE |

| Mode | 28 | |
|---|---|---|
| | Band Edge - R | |
| | U-NII-2C_5.47-5.725_802.11ac VHT80_CH106_5530MHz | |
| ANT | 5 | |
| Pol. | Vertical | Fundamental |
| Peak | 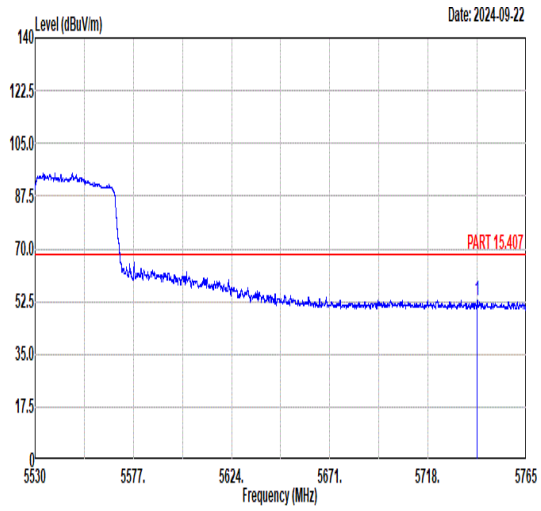 <br>Freq Level Limit Line Margin (dB) Read Level Ant Factor Cable Loss Preamp Factor APos TPos Remark<br>MHz dBuV/m dBuV/m dBuV dB/m dB dB cm deg<br>1 5741.62 53.02 68.30 -15.28 38.63 35.14 11.65 32.40 200 52 PEAK | Blank |

| Mode | 29 | |
|---|---|---|
| | Band Edge - L | |
| | U-NII-2C_5.47-5.725_802.11ac VHT80_CH122_5610MHz | |
| ANT | 5 | |
| Pol. | Horizontal | Fundamental |
| Peak | 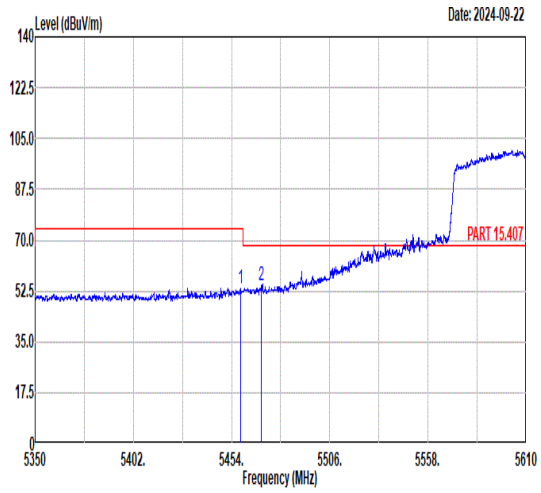 <br>Freq Level Limit Line Margin (dB) Read Level Ant Factor Cable Loss Preamp Factor APos TPos Remark<br>MHz dBuV/m dBuV/m dBuV dB/m dB dB cm deg<br>1 5458.81 53.48 74.00 -20.52 39.71 34.81 11.12 32.16 238 0 PEAK<br>2 5469.91 54.25 68.30 -14.05 40.46 34.81 11.16 32.18 238 0 PEAK | 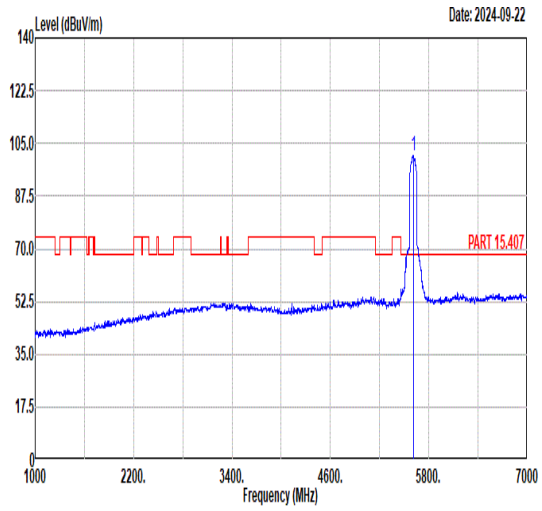 <br>Freq Level Limit Line Margin (dB) Read Level Ant Factor Cable Loss Preamp Factor APos TPos Remark<br>MHz dBuV/m dBuV/m dBuV dB/m dB dB cm deg<br>1 5610.00 100.70 ------ ------ 86.33 34.96 11.71 32.30 238 0 PEAK |
| Avg | 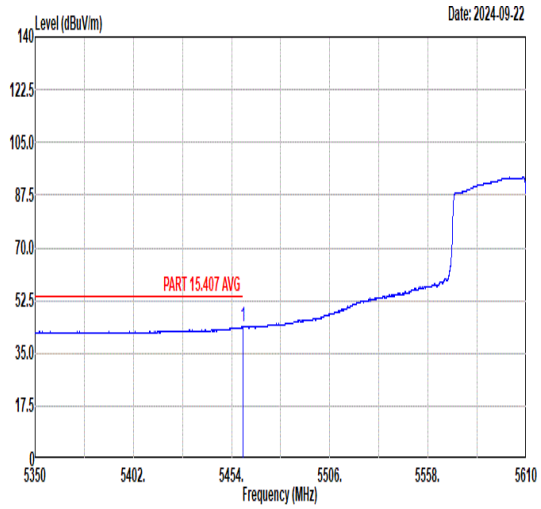 <br>Freq Level Limit Line Margin (dB) Read Level Ant Factor Cable Loss Preamp Factor APos TPos Remark<br>MHz dBuV/m dBuV/m dBuV dB/m dB dB cm deg<br>1 5459.98 43.66 54.00 -10.34 29.90 34.81 11.12 32.17 238 0 AVERAGE | 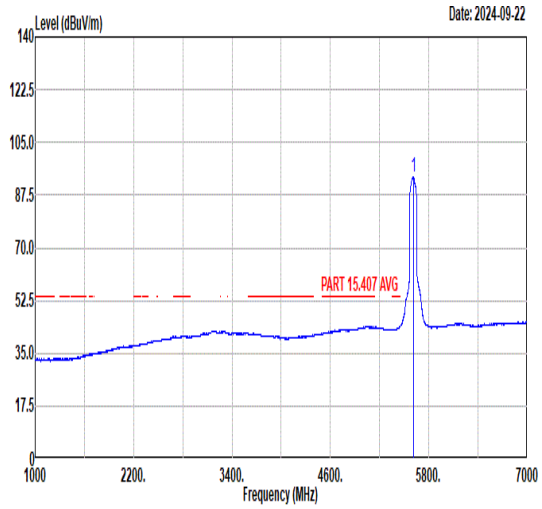 <br>Freq Level Limit Line Margin (dB) Read Level Ant Factor Cable Loss Preamp Factor APos TPos Remark<br>MHz dBuV/m dBuV/m dBuV dB/m dB dB cm deg<br>1 5610.00 93.65 ------ ------ 79.28 34.96 11.71 32.30 238 0 AVERAGE |

| | | |
|---|---|---|
| Mode | 29 | |
| | Band Edge - R | |
| | U-NII-2C_5.47-5.725_802.11ac VHT80_CH122_5610MHz | |
| ANT | 5 | |
| Pol. | Horizontal | Fundamental |
| Peak | 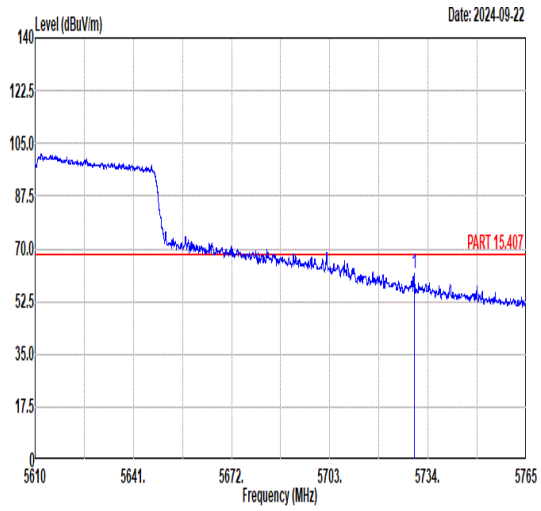 <br>Freq Level Limit Line Margin (dB) Read Level Ant Factor Cable Loss Preamp Factor APos TPos Remark<br>MHz dBuV/m dBuV/m dBuV dB/m dB dB cm deg<br>1 5729.74 61.60 68.30 -6.70 47.22 35.12 11.65 32.39 238 0 PEAK | Blank |

| Mode | 29 | |
|---|---|---|
| | Band Edge - L | |
| | U-NII-2C_5.47-5.725_802.11ac VHT80_CH122_5610MHz | |
| ANT | 5 | |
| Pol. | Vertical | Fundamental |
| Peak | 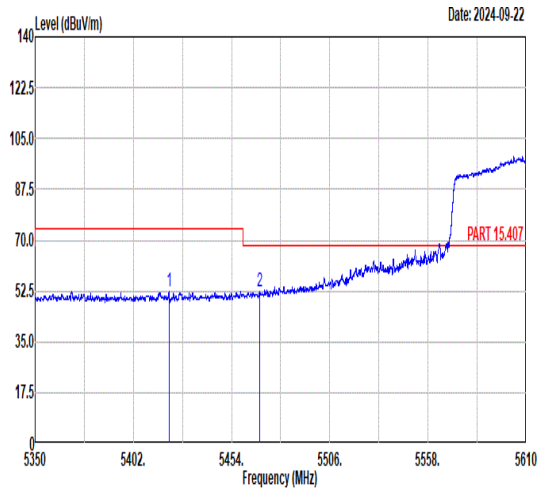 <br>Freq Level Limit Line Margin (dB) Read Level Ant Factor Cable Loss Preamp Factor APos TPos Remark<br>MHz dBuV/m dBuV/m dBuV dB/m dB dB cm deg<br>1 5420.85 52.30 74.00 -21.70 38.64 34.82 10.96 32.12 395 51 PEAK<br>2 5468.72 52.32 68.30 -15.98 38.53 34.81 11.16 32.18 395 51 PEAK | 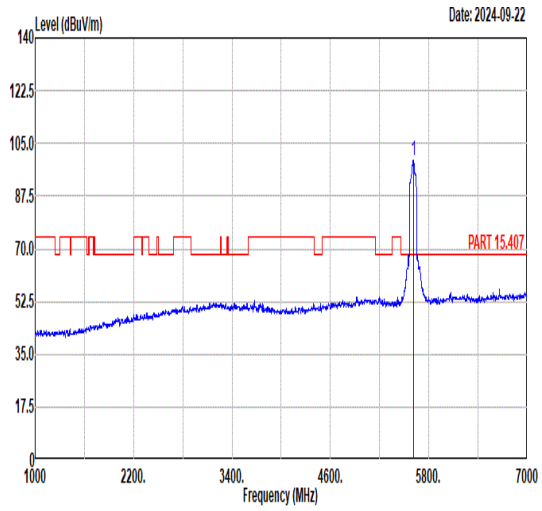 <br>Freq Level Limit Line Margin (dB) Read Level Ant Factor Cable Loss Preamp Factor APos TPos Remark<br>MHz dBuV/m dBuV/m dBuV dB/m dB dB cm deg<br>1 5610.00 99.34 ------ ------ 84.97 34.96 11.71 32.30 395 51 PEAK |
| Avg | 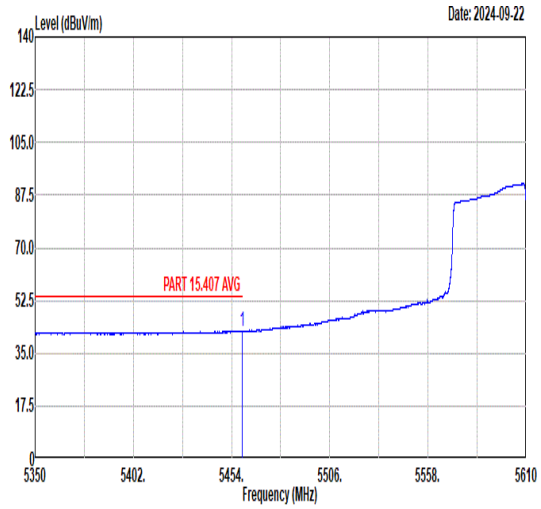 <br>Freq Level Limit Line Margin (dB) Read Level Ant Factor Cable Loss Preamp Factor APos TPos Remark<br>MHz dBuV/m dBuV/m dBuV dB/m dB dB cm deg<br>1 5459.59 42.50 54.00 -11.50 28.73 34.81 11.12 32.16 395 51 AVERAGE | 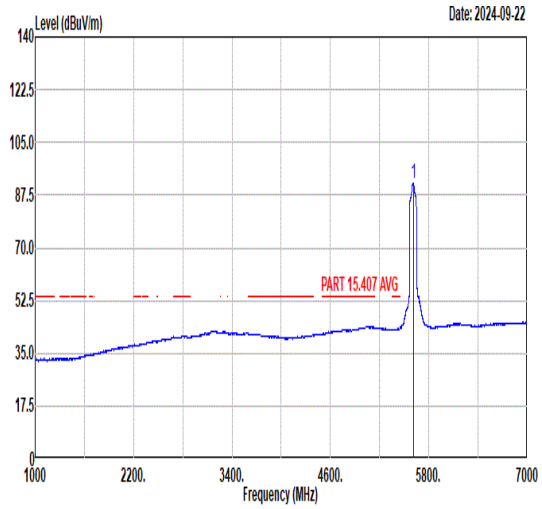 <br>Freq Level Limit Line Margin (dB) Read Level Ant Factor Cable Loss Preamp Factor APos TPos Remark<br>MHz dBuV/m dBuV/m dBuV dB/m dB dB cm deg<br>1 5610.00 91.16 ------ ------ 76.80 34.95 11.71 32.30 395 51 AVERAGE |

| Mode | 29 | |
|---|---|---|
| | Band Edge - R | |
| | U-NII-2C_5.47-5.725_802.11ac VHT80_CH122_5610MHz | |
| ANT | 5 | |
| Pol. | Vertical | Fundamental |
| Peak | 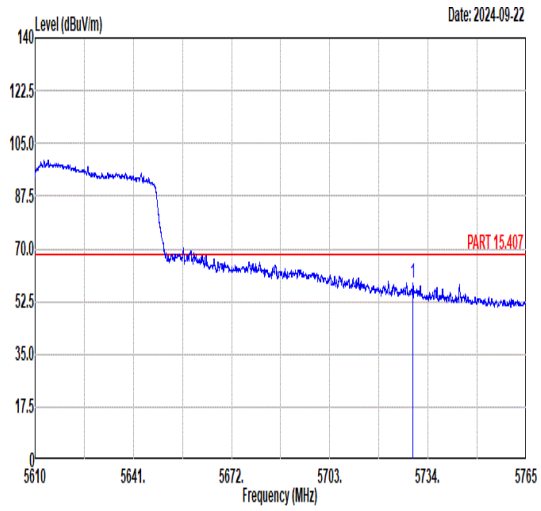 <br>Freq Level Limit Line Margin (dB) Read Level Ant Factor Cable Loss Preamp Factor APos TPos Remark<br>MHz dBuV/m dBuV/m dBuV dB/m dB dB cm deg<br>1 5729.27 58.85 68.30 -9.45 44.47 35.12 11.65 32.39 395 51 PEAK | Blank |

| Mode | 30 | |
|---|---|---|
| | Band Edge | |
| | Straddle channels_5.47-5.725_802.11n HT20_CH144_5720MHz | |
| ANT | 5 | |
| Pol. | Horizontal | Fundamental |
| Peak | Blank | 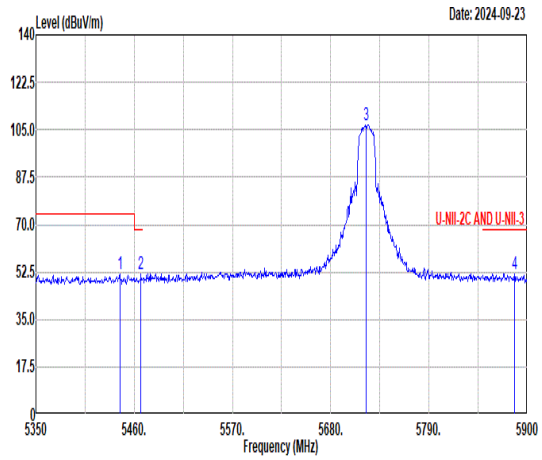 <br>Freq Level Limit Line Margin Read Level Ant Factor Cable Loss Preamp Factor APos TPos Remark<br>MHz dBuV/m dBuV/m dB dBuV dB/m dB dB cm deg<br>1 5444.05 51.78 74.00 -22.22 38.07 34.81 11.05 32.15 380 6 Peak<br>2 5467.70 51.87 68.30 -16.43 38.08 34.81 11.15 32.17 380 6 Peak<br>3 5720.00 106.86 ------ ------ 92.47 35.11 11.66 32.38 380 6 Peak<br>4 5885.70 51.99 68.30 -16.31 37.69 35.34 11.47 32.51 380 6 Peak |
| AVG | Blank | 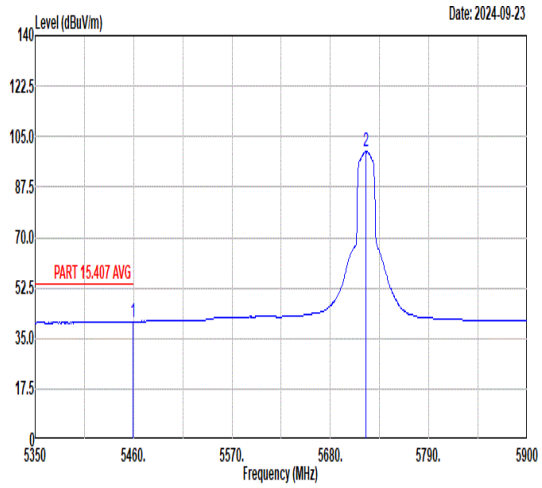 <br>Freq Level Limit Line Margin Read Level Ant Factor Cable Loss Preamp Factor APos TPos Remark<br>MHz dBuV/m dBuV/m dB dBuV dB/m dB dB cm deg<br>1 5459.45 40.90 54.00 -13.10 27.13 34.81 11.12 32.16 380 6 Average<br>2 5720.00 100.00 ------ ------ 85.61 35.11 11.66 32.38 380 6 Average |

| Mode | 30 | |
|---|---|---|
| | Band Edge | |
| | Straddle channels_5.47-5.725_802.11n HT20_CH144_5720MHz | |
| ANT | 5 | |
| Pol. | Vertical | Fundamental |
| Peak | Blank | 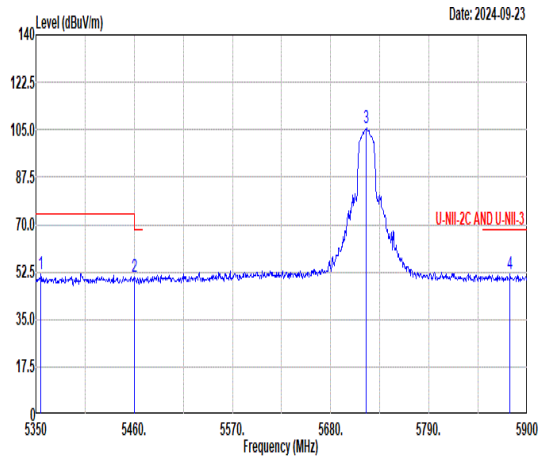 <br>Freq Level Limit Line Margin Read Level Ant Factor Cable Loss Preamp Factor APos TPos Remark<br>MHz dBuV/m dBuV/m dB dBuV dB/m dB dB cm deg<br>1 5355.50 51.65 74.00 -22.35 37.92 34.83 10.94 32.04 378 84 Peak<br>2 5460.55 50.52 68.30 -17.78 36.76 34.81 11.12 32.17 378 84 Peak<br>3 5720.00 105.45 ------ ------ 91.06 35.11 11.66 32.38 378 84 Peak<br>4 5880.75 51.68 68.30 -16.62 37.38 35.33 11.48 32.51 378 84 Peak |
| AVG | Blank | 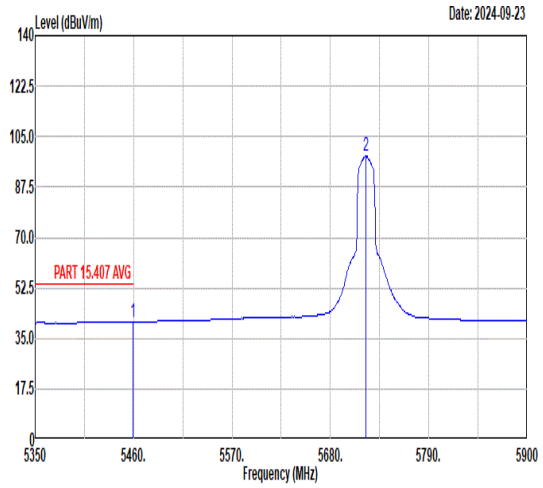 <br>Freq Level Limit Line Margin Read Level Ant Factor Cable Loss Preamp Factor APos TPos Remark<br>MHz dBuV/m dBuV/m dB dBuV dB/m dB dB cm deg<br>1 5459.45 40.78 54.00 -13.22 27.01 34.81 11.12 32.16 378 84 Average<br>2 5720.00 98.26 ------ ------ 83.87 35.11 11.66 32.38 378 84 Average |

| Mode | 30 | |
|---|---|---|
| | Harmonic | |
| | Straddle channels_5.47-5.725_802.11n HT20_CH144_5720MHz | |
| ANT | 5 | |
| Pol. | Horizontal | Vertical |
| Peak<br>Avg | 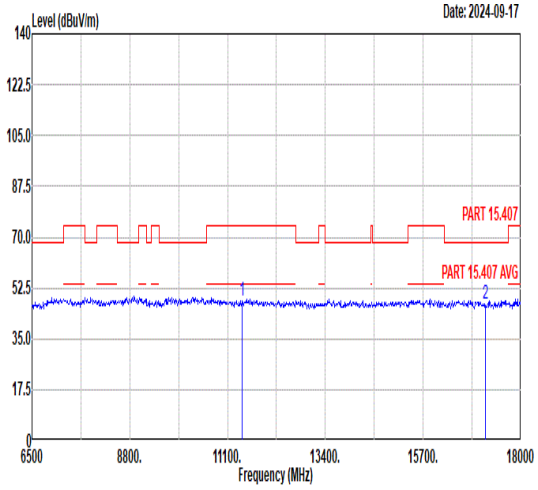 <br><br>Freq Level Limit Line Margin Read Level Ant Factor Cable Loss Preamp Factor APos TPos Remark<br>MHz dBuV/m dBuV/m dB dBuV dB/m dB dB cm deg<br>1 11440.00 47.89 74.00 -26.11 44.05 39.75 14.80 50.71 --- --- Peak<br>2 17160.00 46.88 68.30 -21.42 38.75 42.44 17.55 51.86 --- --- Peak | 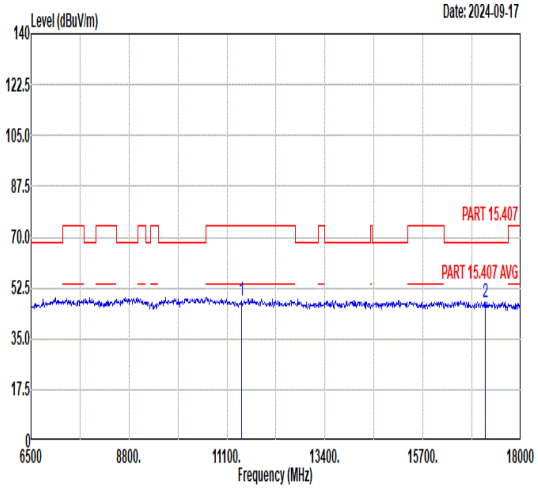 <br><br>Freq Level Limit Line Margin Read Level Ant Factor Cable Loss Preamp Factor APos TPos Remark<br>MHz dBuV/m dBuV/m dB dBuV dB/m dB dB cm deg<br>1 11440.00 48.21 74.00 -25.79 44.37 39.75 14.80 50.71 --- --- Peak<br>2 17160.00 47.57 68.30 -20.73 39.44 42.44 17.55 51.86 --- --- Peak |

| Mode | 31 | |
|---|---|---|
| | Band Edge | |
| | Straddle channels_5.47-5.725_802.11n HT40_CH142_5710MHz | |
| ANT | 5 | |
| Pol. | Horizontal | Fundamental |
| Peak | Blank | 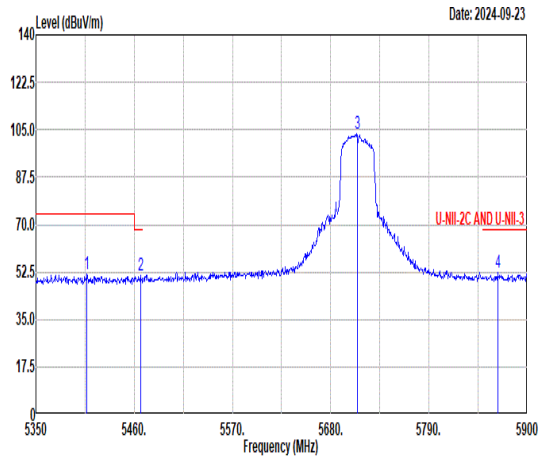 <br>Freq Level Limit Line Margin Read Level Ant Factor Cable Loss Preamp Factor APos TPos Remark<br>MHz dBuV/m dBuV/m dB dBuV dB/m dB dB cm deg<br>1 5407.20 51.66 74.00 -22.34 38.04 34.82 10.90 32.10 381 5 Peak<br>2 5467.15 51.25 68.30 -17.05 37.46 34.81 11.15 32.17 381 5 Peak<br>3 5710.00 103.33 ------ ------ 88.95 35.09 11.66 32.37 381 5 Peak<br>4 5867.00 52.10 68.30 -16.20 37.79 35.31 11.50 32.50 381 5 Peak |
| AVG | Blank | 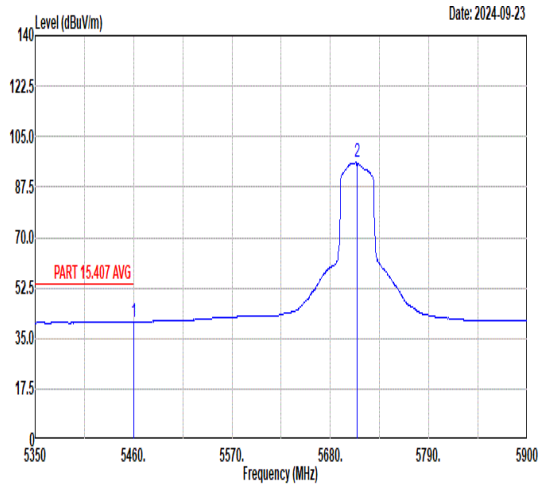 <br>Freq Level Limit Line Margin Read Level Ant Factor Cable Loss Preamp Factor APos TPos Remark<br>MHz dBuV/m dBuV/m dB dBuV dB/m dB dB cm deg<br>1 5460.00 40.89 54.00 -13.11 27.13 34.81 11.12 32.17 381 5 Average<br>2 5710.00 95.92 ------ ------ 81.54 35.09 11.66 32.37 381 5 Average |

| Mode | 31 | |
|---|---|---|
| | Band Edge | |
| | Straddle channels_5.47-5.725_802.11n HT40_CH142_5710MHz | |
| ANT | 5 | |
| Pol. | Vertical | Fundamental |
| Peak | Blank | 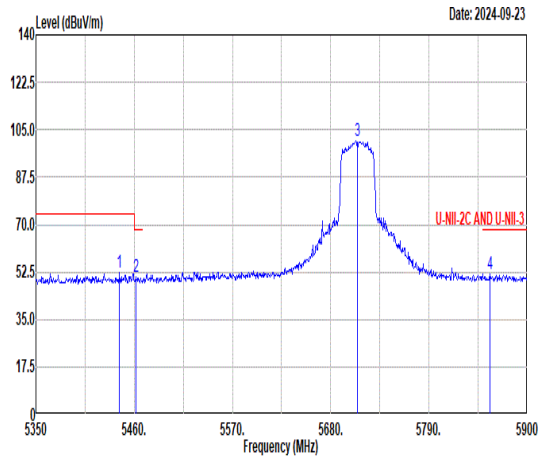 <br>Freq Level Limit Line Margin Read Level Ant Factor Cable Loss Preamp Factor APos TPos Remark<br>MHz dBuV/m dBuV/m dB dBuV dB/m dB dB cm deg<br>1 5443.50 52.28 74.00 -21.72 38.56 34.81 11.05 32.14 381 82 Peak<br>2 5461.65 50.48 68.30 -17.82 36.71 34.81 11.13 32.17 381 82 Peak<br>3 5710.00 100.68 ------ ------ 86.30 35.09 11.66 32.37 381 82 Peak<br>4 5858.20 51.72 68.30 -16.58 37.39 35.30 11.52 32.49 381 82 Peak |
| AVG | Blank | 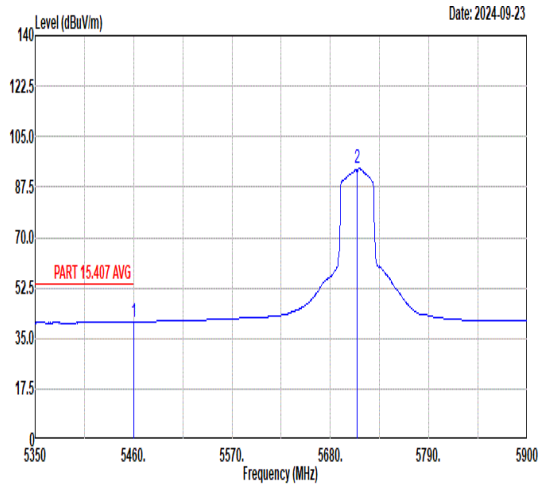 <br>Freq Level Limit Line Margin Read Level Ant Factor Cable Loss Preamp Factor APos TPos Remark<br>MHz dBuV/m dBuV/m dB dBuV dB/m dB dB cm deg<br>1 5460.00 40.83 54.00 -13.17 27.07 34.81 11.12 32.17 381 82 Average<br>2 5710.00 93.91 ------ ------ 79.53 35.09 11.66 32.37 381 82 Average |

| Mode | 32 | |
|---|---|---|
| | Band Edge | |
| | Straddle channels_5.47-5.725_802.11ac VHT80_CH138_5690MHz | |
| ANT | 5 | |
| Pol. | Horizontal | Fundamental |
| Peak | Blank | 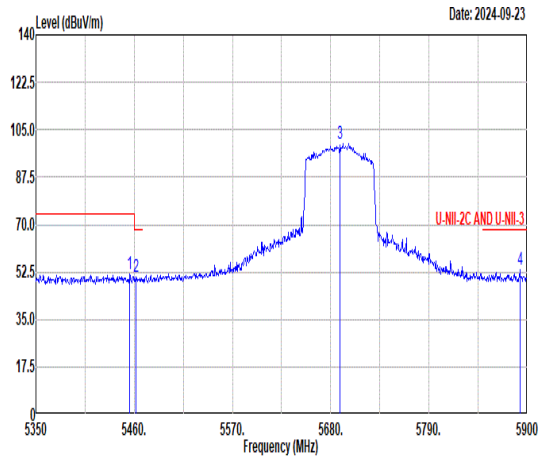 <br>Freq Level Limit Line Margin Read Level Ant Factor Cable Loss Preamp Factor APos TPos Remark<br>MHz dBuV/m dBuV/m dB dBuV dB/m dB dB cm deg<br>1 5455.05 51.71 74.00 -22.29 37.96 34.81 11.10 32.16 383 6 Peak<br>2 5462.20 50.60 68.30 -17.70 36.83 34.81 11.13 32.17 383 6 Peak<br>3 5690.00 99.91 ------ ------ 85.53 35.07 11.67 32.36 383 6 Peak<br>4 5891.75 53.24 68.30 -15.06 38.95 35.35 11.46 32.52 383 6 Peak |
| AVG | Blank | 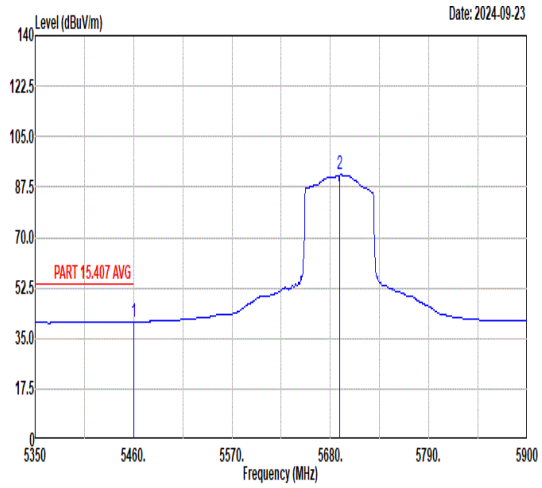 <br>Freq Level Limit Line Margin Read Level Ant Factor Cable Loss Preamp Factor APos TPos Remark<br>MHz dBuV/m dBuV/m dB dBuV dB/m dB dB cm deg<br>1 5460.00 40.88 54.00 -13.12 27.12 34.81 11.12 32.17 383 6 Average<br>2 5690.00 91.70 ------ ------ 77.32 35.07 11.67 32.36 383 6 Average |

| Mode | 32 | |
|---|---|---|
| | Band Edge | |
| | Straddle channels_5.47-5.725_802.11ac VHT80_CH138_5690MHz | |
| ANT | 5 | |
| Pol. | Vertical | Fundamental |
| Peak | Blank | 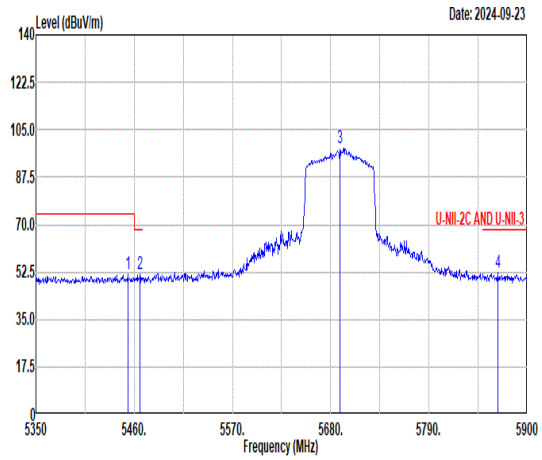 <br>Freq Level Limit Line Margin Read Level Ant Factor Cable Loss Preamp Factor APos TPos Remark<br>MHz dBuV/m dBuV/m dB dBuV dB/m dB dB cm deg<br>1 5452.85 51.64 74.00 -22.36 37.90 34.81 11.09 32.16 383 84 Peak<br>2 5466.60 51.51 68.30 -16.79 37.72 34.81 11.15 32.17 383 84 Peak<br>3 5690.00 98.12 ------ ------ 83.74 35.07 11.67 32.36 383 84 Peak<br>4 5867.00 52.23 68.30 -16.07 37.92 35.31 11.50 32.50 383 84 Peak |
| AVG | Blank | 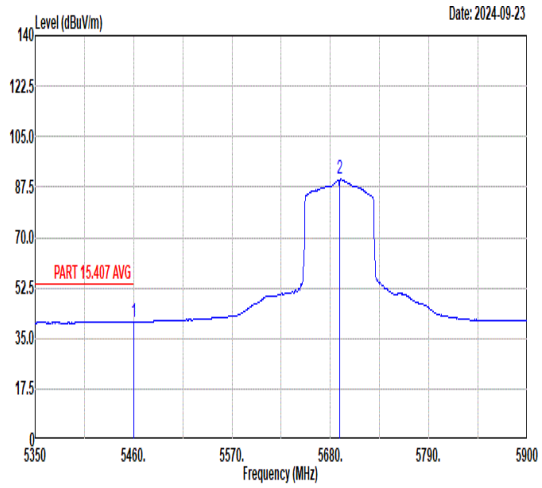 <br>Freq Level Limit Line Margin Read Level Ant Factor Cable Loss Preamp Factor APos TPos Remark<br>MHz dBuV/m dBuV/m dB dBuV dB/m dB dB cm deg<br>1 5460.00 40.81 54.00 -13.19 27.05 34.81 11.12 32.17 383 84 Average<br>2 5690.00 90.13 ------ ------ 75.75 35.07 11.67 32.36 383 84 Average |

| Mode | 33 | |
|---|---|---|
| | Harmonic | |
| | U-NII-3_5.725-5.85_802.11a_CH149_5745MHz | |
| ANT | 5 | |
| Pol. | Horizontal | Vertical |
| Peak<br>Avg | 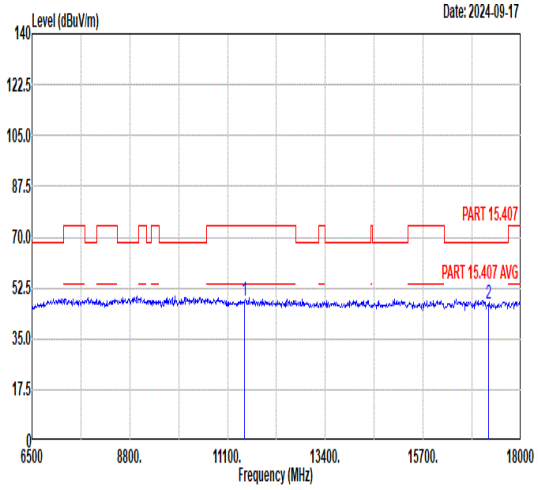 <br><br>Freq Level Limit Line Margin Read Level Ant Factor Cable Loss Preamp Factor APos TPos Remark<br>MHz dBuV/m dBuV/m dB dBuV dB/m dB dB cm deg<br>1 11490.00 48.29 74.00 -25.71 44.37 39.79 14.83 50.70 --- --- Peak<br>2 17235.00 46.80 68.30 -21.50 38.75 42.41 17.57 51.93 --- --- Peak | 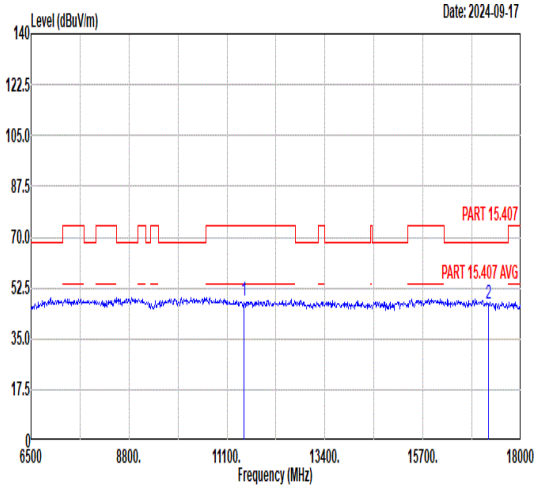 <br><br>Freq Level Limit Line Margin Read Level Ant Factor Cable Loss Preamp Factor APos TPos Remark<br>MHz dBuV/m dBuV/m dB dBuV dB/m dB dB cm deg<br>1 11490.00 47.93 74.00 -26.07 44.01 39.79 14.83 50.70 --- --- Peak<br>2 17235.00 46.93 68.30 -21.37 38.88 42.41 17.57 51.93 --- --- Peak |

| Mode | 34 | |
|---|---|---|
| | Harmonic | |
| | U-NII-3_5.725-5.85_802.11a_CH157_5785MHz | |
| ANT | 5 | |
| Pol. | Horizontal | Vertical |
| Peak<br>Avg | 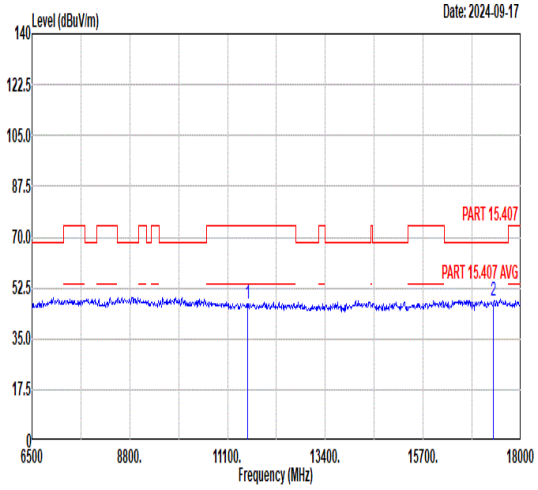 <br><br>Freq Level Limit Line Margin Read Level Ant Factor Cable Loss Preamp Factor APos TPos Remark<br>MHz dBuV/m dBuV/m dB dBuV dB/m dB dB cm deg<br>1 11570.00 46.91 74.00 -27.09 42.83 39.86 14.88 50.66 --- --- Peak<br>2 17355.00 48.25 68.30 -20.05 40.34 42.36 17.60 52.05 --- --- Peak | 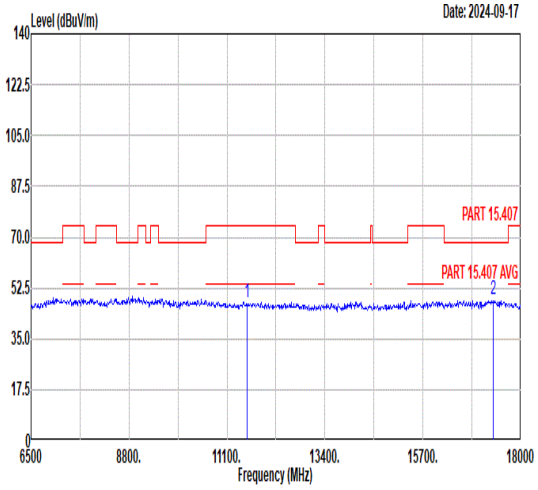 <br><br>Freq Level Limit Line Margin Read Level Ant Factor Cable Loss Preamp Factor APos TPos Remark<br>MHz dBuV/m dBuV/m dB dBuV dB/m dB dB cm deg<br>1 11570.00 47.54 74.00 -26.46 43.46 39.86 14.88 50.66 --- --- Peak<br>2 17355.00 48.79 68.30 -19.51 40.88 42.36 17.60 52.05 --- --- Peak |

| Mode | 35 | |
|---|---|---|
| | Harmonic | |
| | U-NII-3_5.725-5.85_802.11a_CH165_5825MHz | |
| ANT | 5 | |
| Pol. | Horizontal | Vertical |
| Peak<br>Avg | 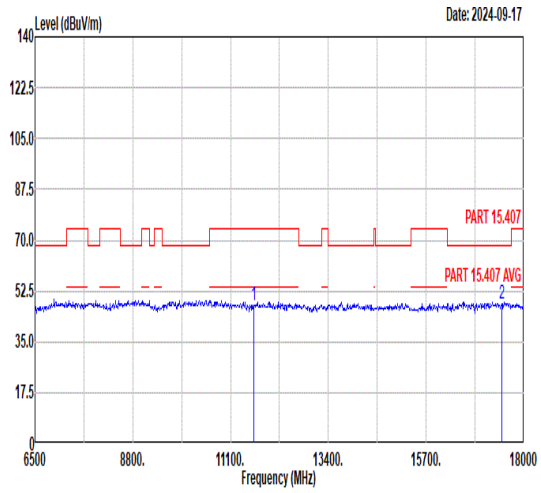 <br><br>Freq Level Limit Line Margin Read Level Ant Factor Cable Loss Preamp Factor APos TPos Remark<br>MHz dBuV/m dBuV/m dB dBuV dB/m dB dB cm deg<br>1 11650.00 47.72 74.00 -26.28 43.48 39.92 14.93 50.61 --- --- Peak<br>2 17475.00 48.20 68.30 -20.10 40.43 42.31 17.63 52.17 --- --- Peak | 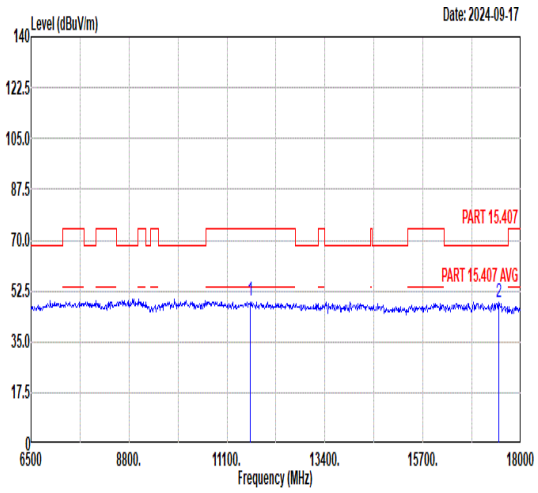 <br><br>Freq Level Limit Line Margin Read Level Ant Factor Cable Loss Preamp Factor APos TPos Remark<br>MHz dBuV/m dBuV/m dB dBuV dB/m dB dB cm deg<br>1 11650.00 48.92 74.00 -25.08 44.68 39.92 14.93 50.61 --- --- Peak<br>2 17475.00 48.51 68.30 -19.79 40.74 42.31 17.63 52.17 --- --- Peak |

| Mode | 36 | |
|---|---|---|
| | Band Edge | |
| | U-NII-3_5.725-5.85_802.11n HT20_CH149_5745MHz | |
| ANT | 5 | |
| Pol. | Horizontal | Fundamental |
| Peak | 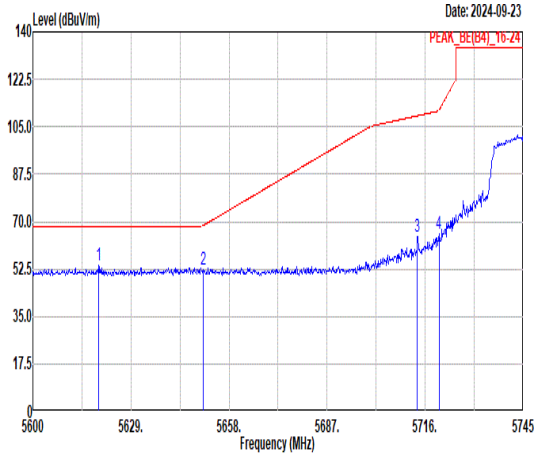 <br>Freq Level Limit Line Margin (dB) Read Level Ant Factor Cable Loss Preamp Factor APos TPos Remark<br>MHz dBuV/m dBuV/m dBuV dB/m dB dB cm deg<br>1 5619.43 53.79 68.30 -14.51 39.42 34.97 11.70 32.30 396 7 PEAK<br>2 5650.32 52.30 68.53 -16.23 37.93 35.01 11.69 32.33 396 7 PEAK<br>3 5713.68 64.26 109.03 -44.77 49.88 35.10 11.66 32.38 396 7 PEAK<br>4 5720.06 65.25 110.94 -45.69 50.86 35.11 11.66 32.38 396 7 PEAK | 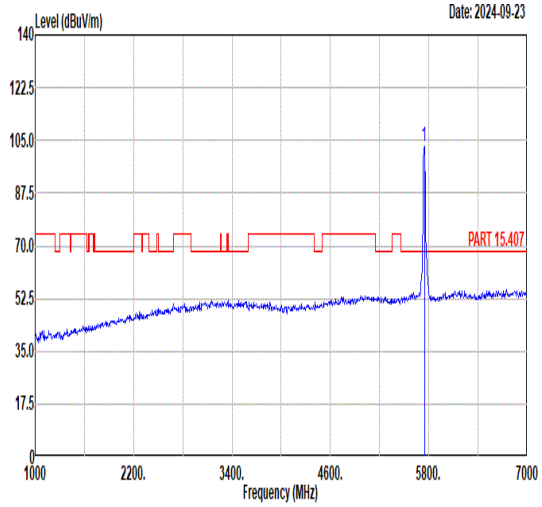 <br>Freq Level Limit Line Margin (dB) Read Level Ant Factor Cable Loss Preamp Factor APos TPos Remark<br>MHz dBuV/m dBuV/m dBuV dB/m dB dB cm deg<br>1 5745.00 102.81 ------ ------ 88.43 35.14 11.64 32.40 396 7 PEAK |
| Avg | Blank | 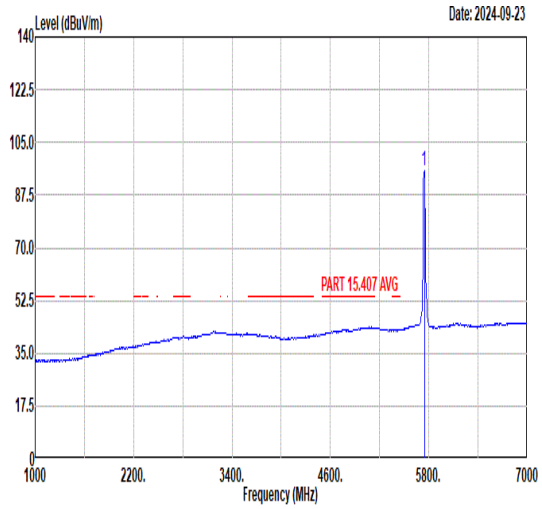 <br>Freq Level Limit Line Margin (dB) Read Level Ant Factor Cable Loss Preamp Factor APos TPos Remark<br>MHz dBuV/m dBuV/m dBuV dB/m dB dB cm deg<br>1 5745.00 95.66 ------ ------ 81.28 35.14 11.64 32.40 396 7 AVERAGE |

| Mode | 36 | |
|---|---|---|
| | Band Edge | |
| | U-NII-3_5.725-5.85_802.11n HT20_CH149_5745MHz | |
| ANT | 5 | |
| Pol. | Vertical | Fundamental |
| Peak | 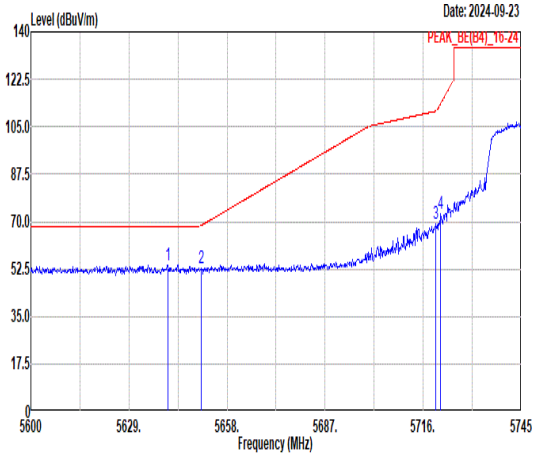 <br>Freq Level Limit Line Margin (dB) Read Level Ant Factor Cable Loss Preamp Factor APos TPos Remark<br>MHz dBuV/m dBuV/m dBuV dB/m dB dB cm deg<br>1 5640.60 53.97 68.30 -14.33 39.60 35.00 11.69 32.32 132 355 PEAK<br>2 5650.32 52.69 68.53 -15.84 38.32 35.01 11.69 32.33 132 355 PEAK<br>3 5719.77 69.44 110.74 -41.30 55.05 35.11 11.66 32.38 132 355 PEAK<br>4 5721.22 72.90 113.58 -40.68 58.52 35.11 11.65 32.38 132 355 PEAK | 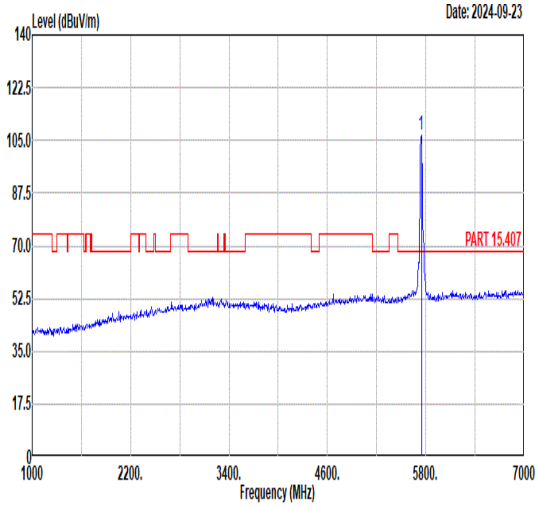 <br>Freq Level Limit Line Margin (dB) Read Level Ant Factor Cable Loss Preamp Factor APos TPos Remark<br>MHz dBuV/m dBuV/m dBuV dB/m dB dB cm deg<br>1 5745.00 106.64 ------ ------ 92.26 35.14 11.64 32.40 132 355 PEAK |
| Avg | Blank | 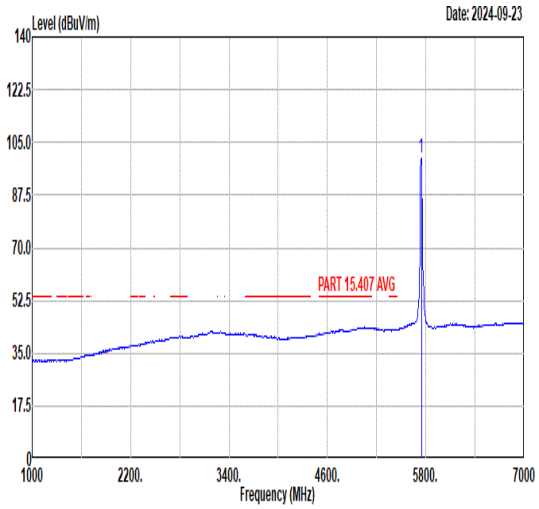 <br>Freq Level Limit Line Margin (dB) Read Level Ant Factor Cable Loss Preamp Factor APos TPos Remark<br>MHz dBuV/m dBuV/m dBuV dB/m dB dB cm deg<br>1 5745.00 99.74 ------ ------ 85.36 35.14 11.64 32.40 132 355 AVERAGE |

| Mode | 36 | |
|---|---|---|
| | Harmonic | |
| | U-NII-3_5.725-5.85_802.11n HT20_CH149_5745MHz | |
| ANT | 5 | |
| Pol. | Horizontal | Vertical |
| Peak<br>Avg | 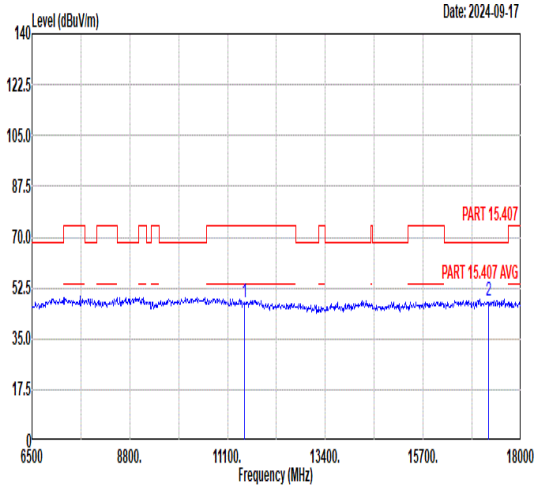 <br><br>Freq Level Limit Line Margin Read Level Ant Factor Cable Loss Preamp Factor APos TPos Remark<br>MHz dBuV/m dBuV/m dB dBuV dB/m dB dB cm deg<br>1 11490.00 47.32 74.00 -26.68 43.40 39.79 14.83 50.70 --- --- Peak<br>2 17235.00 48.20 68.30 -20.10 40.15 42.41 17.57 51.93 --- --- Peak | 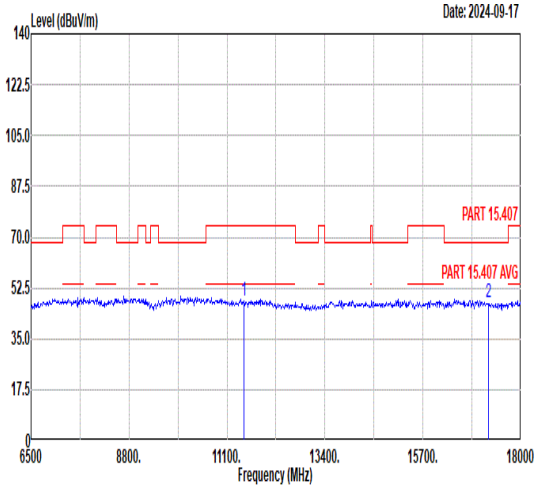 <br><br>Freq Level Limit Line Margin Read Level Ant Factor Cable Loss Preamp Factor APos TPos Remark<br>MHz dBuV/m dBuV/m dB dBuV dB/m dB dB cm deg<br>1 11490.00 48.18 74.00 -25.82 44.26 39.79 14.83 50.70 --- --- Peak<br>2 17235.00 47.66 68.30 -20.64 39.61 42.41 17.57 51.93 --- --- Peak |

| Mode | 37 | |
|---|---|---|
| | Harmonic | |
| | U-NII-3_5.725-5.85_802.11n HT20_CH157_5785MHz | |
| ANT | 5 | |
| Pol. | Horizontal | Vertical |
| Peak<br>Avg | 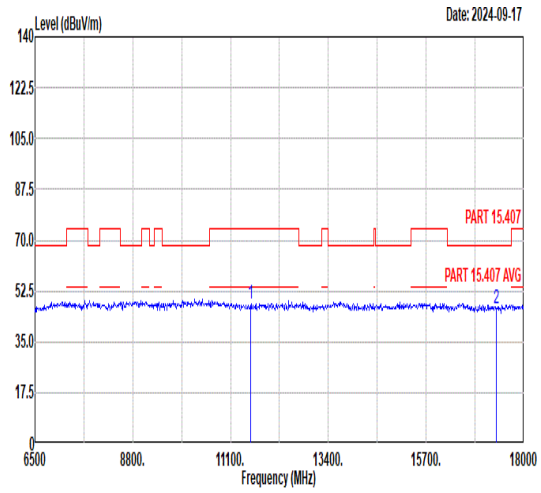 <br><br>Freq Level Limit Line Margin Read Level Ant Factor Cable Loss Preamp Factor APos TPos Remark<br>MHz dBuV/m dBuV/m dB dBuV dB/m dB dB cm deg<br>1 11570.00 48.23 74.00 -25.77 44.15 39.86 14.88 50.66 --- --- Peak<br>2 17355.00 46.69 68.30 -21.61 38.78 42.36 17.60 52.05 --- --- Peak | 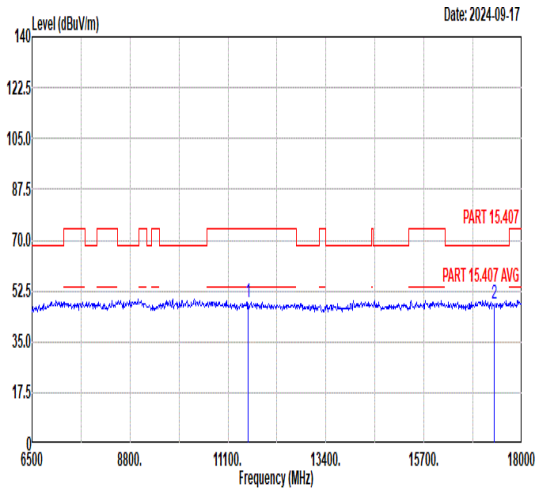 <br><br>Freq Level Limit Line Margin Read Level Ant Factor Cable Loss Preamp Factor APos TPos Remark<br>MHz dBuV/m dBuV/m dB dBuV dB/m dB dB cm deg<br>1 11570.00 48.45 74.00 -25.55 44.37 39.86 14.88 50.66 --- --- Peak<br>2 17355.00 48.28 68.30 -20.02 40.37 42.36 17.60 52.05 --- --- Peak |

| Mode | 38 | |
|---|---|---|
| | Band Edge | |
| | U-NII-3_5.725-5.85_802.11n HT20_CH165_5825MHz | |
| ANT | 5 | |
| Pol. | Horizontal | Fundamental |
| Peak | 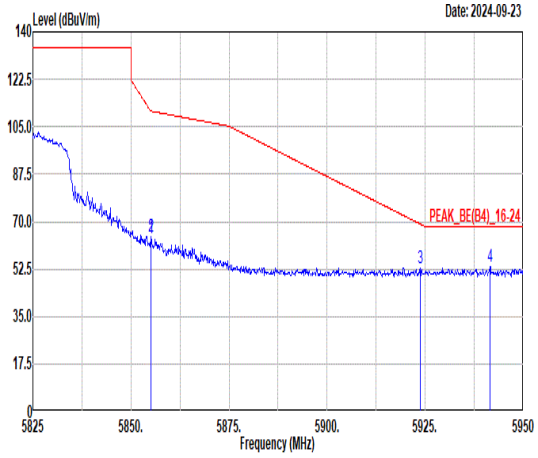 <br>Freq Level Limit Line Margin (dB) Read Level Ant Factor Cable Loss Preamp Factor APos TPos Remark<br>MHz dBuV/m dBuV/m dBuV dB/m dB dB cm deg<br>1 5855.00 63.77 110.80 -47.03 49.44 35.30 11.52 32.49 400 0 PEAK<br>2 5855.13 64.58 110.76 -46.18 50.25 35.30 11.52 32.49 400 0 PEAK<br>3 5923.75 52.59 69.12 -16.53 38.33 35.39 11.41 32.54 400 0 PEAK<br>4 5941.50 53.33 68.30 -14.97 39.09 35.42 11.38 32.56 400 0 PEAK | 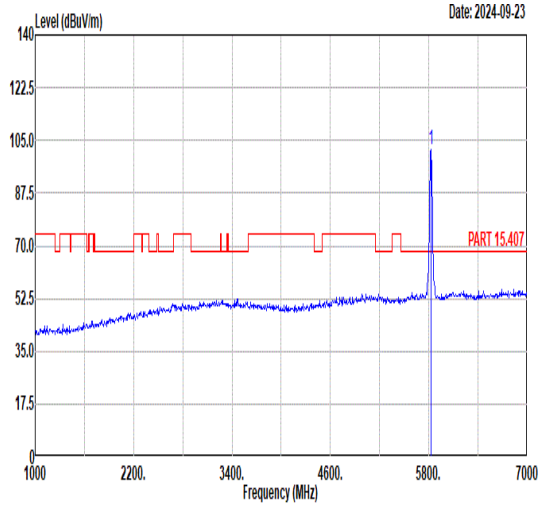 <br>Freq Level Limit Line Margin (dB) Read Level Ant Factor Cable Loss Preamp Factor APos TPos Remark<br>MHz dBuV/m dBuV/m dBuV dB/m dB dB cm deg<br>1 5825.00 102.06 ------ ------ 87.70 35.25 11.57 32.46 400 0 PEAK |
| Avg | Blank | 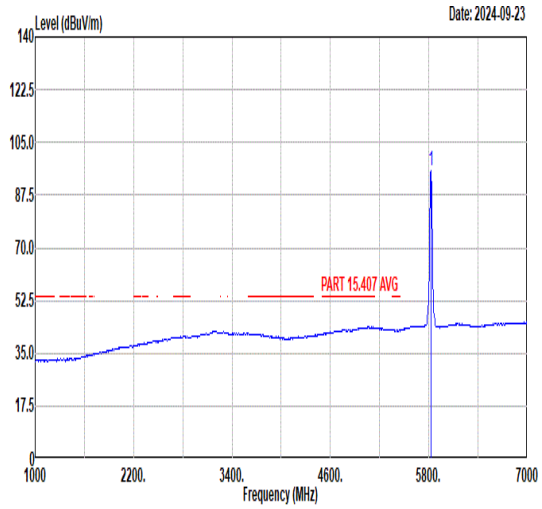 <br>Freq Level Limit Line Margin (dB) Read Level Ant Factor Cable Loss Preamp Factor APos TPos Remark<br>MHz dBuV/m dBuV/m dBuV dB/m dB dB cm deg<br>1 5825.00 95.83 ------ ------ 81.47 35.25 11.57 32.46 400 0 AVERAGE |

| Mode | 38 | |
|---|---|---|
| | Band Edge | |
| | U-NII-3_5.725-5.85_802.11n HT20_CH165_5825MHz | |
| ANT | 5 | |
| Pol. | Vertical | Fundamental |
| Peak | 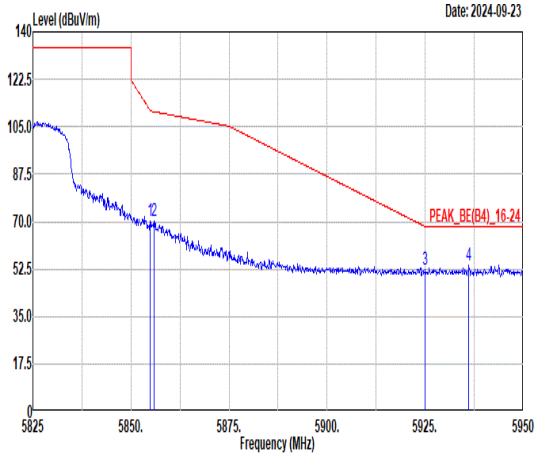 <br>Freq Level Limit Line Margin (dB) Read Level Ant Factor Cable Loss Preamp Factor APos TPos Remark<br>MHz dBuV/m dBuV/m dBuV dB/m dB dB cm deg<br>1 5854.88 70.01 111.08 -41.07 55.68 35.30 11.52 32.49 128 354 PEAK<br>2 5855.88 70.18 110.55 -40.37 55.85 35.30 11.52 32.49 128 354 PEAK<br>3 5925.00 52.34 68.20 -15.86 38.08 35.40 11.40 32.54 128 354 PEAK<br>4 5936.13 54.13 68.30 -14.17 39.89 35.41 11.38 32.55 128 354 PEAK | 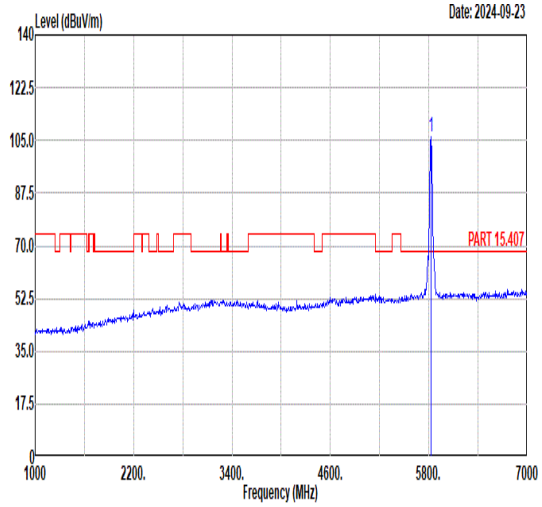 <br>Freq Level Limit Line Margin (dB) Read Level Ant Factor Cable Loss Preamp Factor APos TPos Remark<br>MHz dBuV/m dBuV/m dBuV dB/m dB dB cm deg<br>1 5825.00 105.96 ------ ------ 91.60 35.25 11.57 32.46 128 354 PEAK |
| Avg | Blank | 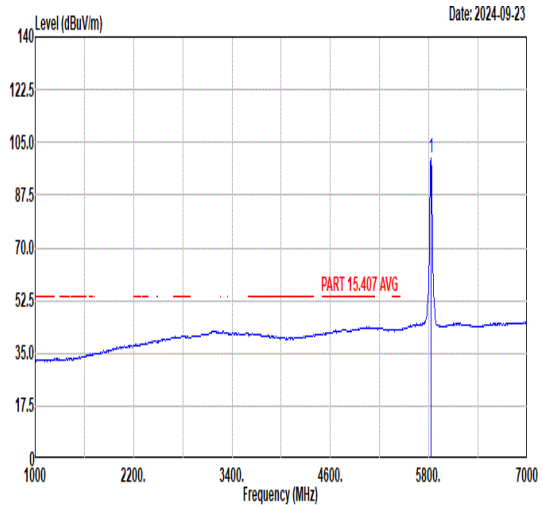 <br>Freq Level Limit Line Margin (dB) Read Level Ant Factor Cable Loss Preamp Factor APos TPos Remark<br>MHz dBuV/m dBuV/m dBuV dB/m dB dB cm deg<br>1 5825.00 99.66 ------ ------ 85.30 35.25 11.57 32.46 128 354 AVERAGE |

| Mode | 38 | |
|---|---|---|
| | Harmonic | |
| | U-NII-3_5.725-5.85_802.11n HT20_CH165_5825MHz | |
| ANT | 5 | |
| Pol. | Horizontal | Vertical |
| Peak<br>Avg | 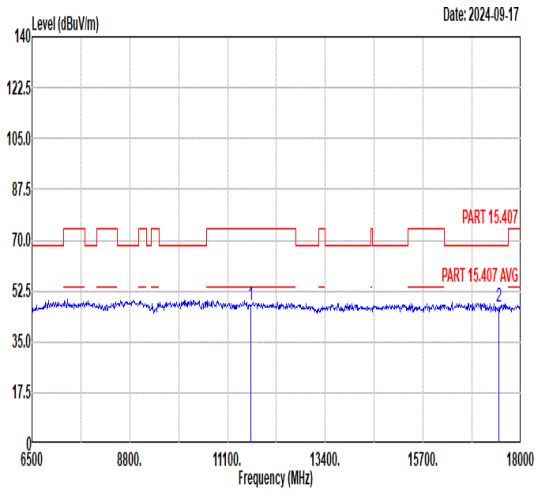 <br><br>Freq Level Limit Line Margin Read Level Ant Factor Cable Loss Preamp Factor APos TPos Remark<br>MHz dBuV/m dBuV/m dB dBuV dB/m dB dB cm deg<br>1 11650.00 47.60 74.00 -26.40 43.36 39.92 14.93 50.61 --- --- Peak<br>2 17475.00 46.80 68.30 -21.50 39.03 42.31 17.63 52.17 --- --- Peak | 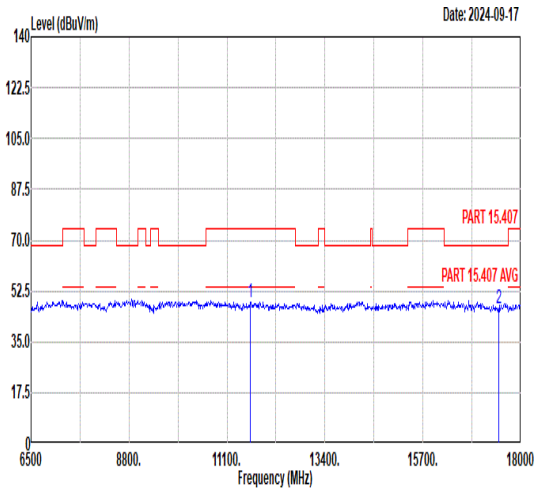 <br><br>Freq Level Limit Line Margin Read Level Ant Factor Cable Loss Preamp Factor APos TPos Remark<br>MHz dBuV/m dBuV/m dB dBuV dB/m dB dB cm deg<br>1 11650.00 48.42 74.00 -25.58 44.18 39.92 14.93 50.61 --- --- Peak<br>2 17475.00 46.64 68.30 -21.66 38.87 42.31 17.63 52.17 --- --- Peak |

| Mode | 39 | |
|---|---|---|
| | Band Edge - L | |
| | U-NII-3_5.725-5.85_802.11n HT40_CH151_5755MHz | |
| ANT | 5 | |
| Pol. | Horizontal | Fundamental |
| Peak | 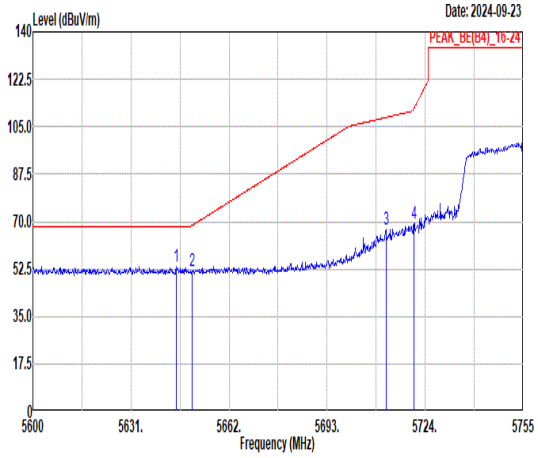 <br>Freq Level Limit Line Margin (dB) Read Level Ant Factor Cable Loss Preamp Factor APos TPos Remark<br>MHz dBuV/m dBuV/m dBuV dB/m dB dB cm deg<br>1 5645.26 53.49 68.30 -14.81 39.12 35.00 11.69 32.32 400 20 PEAK<br>2 5650.22 52.02 68.46 -16.44 37.65 35.01 11.69 32.33 400 20 PEAK<br>3 5711.60 66.89 108.45 -41.56 52.51 35.10 11.66 32.38 400 20 PEAK<br>4 5720.44 69.31 111.79 -42.48 54.92 35.11 11.66 32.38 400 20 PEAK | 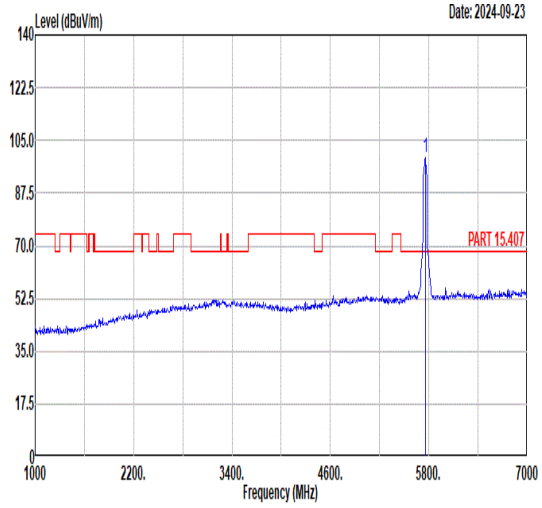 <br>Freq Level Limit Line Margin (dB) Read Level Ant Factor Cable Loss Preamp Factor APos TPos Remark<br>MHz dBuV/m dBuV/m dBuV dB/m dB dB cm deg<br>1 5755.00 99.22 ------ ------ 84.83 35.16 11.64 32.41 400 20 PEAK |
| Avg | Blank | 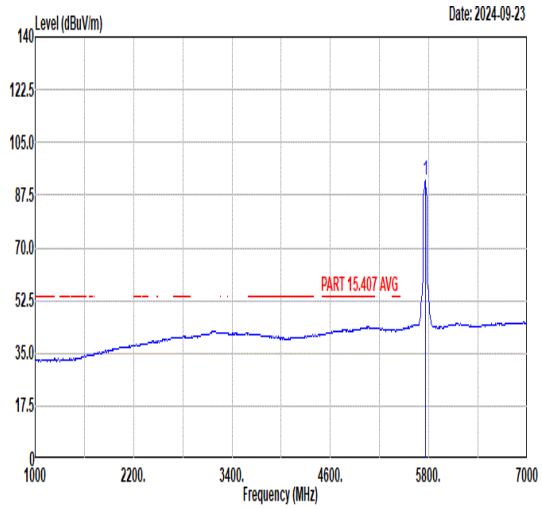 <br>Freq Level Limit Line Margin (dB) Read Level Ant Factor Cable Loss Preamp Factor APos TPos Remark<br>MHz dBuV/m dBuV/m dBuV dB/m dB dB cm deg<br>1 5755.00 92.54 ------ ------ 78.15 35.16 11.64 32.41 400 20 AVERAGE |

| Mode | 39 | |
|---|---|---|
| | Band Edge - R | |
| | U-NII-3_5.725-5.85_802.11n HT40_CH151_5755MHz | |
| ANT | 5 | |
| Pol. | Horizontal | Fundamental |
| Peak | 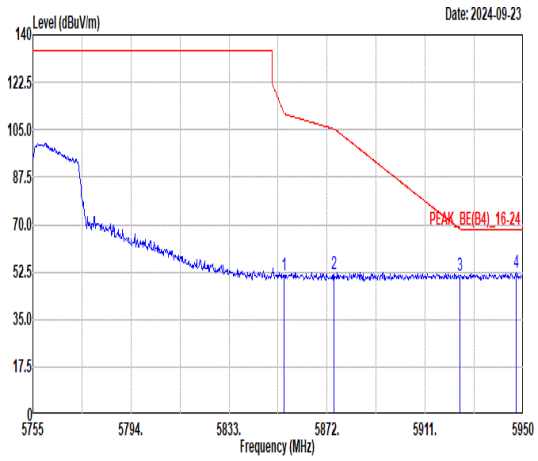 <br>Freq Level Limit Line Margin (dB) Read Level Ant Factor Cable Loss Preamp Factor APos TPos Remark<br>MHz dBuV/m dBuV/m dBuV dB/m dB dB cm deg<br>1 5854.84 51.51 111.17 -59.66 37.18 35.30 11.52 32.49 400 20 PEAK<br>2 5874.73 51.52 105.28 -53.76 37.21 35.32 11.49 32.50 400 20 PEAK<br>3 5924.85 51.19 68.31 -17.12 36.94 35.39 11.40 32.54 400 20 PEAK<br>4 5947.08 52.28 68.30 -16.02 38.04 35.43 11.37 32.56 400 20 PEAK | Blank |

| Mode | 39 | |
|---|---|---|
| | Band Edge - L | |
| | U-NII-3_5.725-5.85_802.11n HT40_CH151_5755MHz | |
| ANT | 5 | |
| Pol. | Vertical | Fundamental |
| Peak | 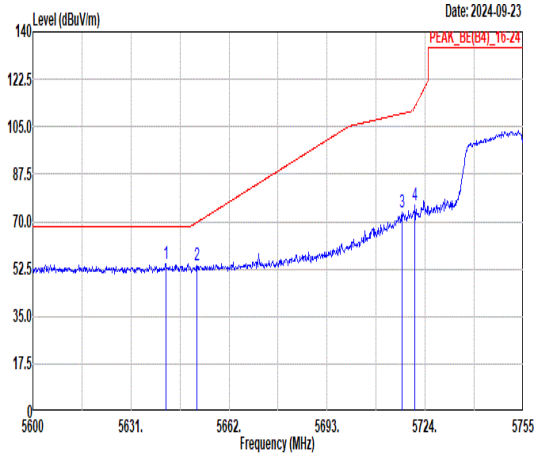 <br>Freq Level Limit Line Margin (dB) Read Level Ant Factor Cable Loss Preamp Factor APos TPos Remark<br>MHz dBuV/m dBuV/m dBuV dB/m dB dB cm deg<br>1 5642.01 54.65 68.30 -13.65 40.28 35.00 11.69 32.32 100 356 PEAK<br>2 5651.77 53.84 69.61 -15.77 39.47 35.01 11.69 32.33 100 356 PEAK<br>3 5716.72 73.63 109.88 -36.25 59.25 35.10 11.66 32.38 100 356 PEAK<br>4 5720.75 75.89 112.50 -36.61 61.50 35.11 11.66 32.38 100 356 PEAK | 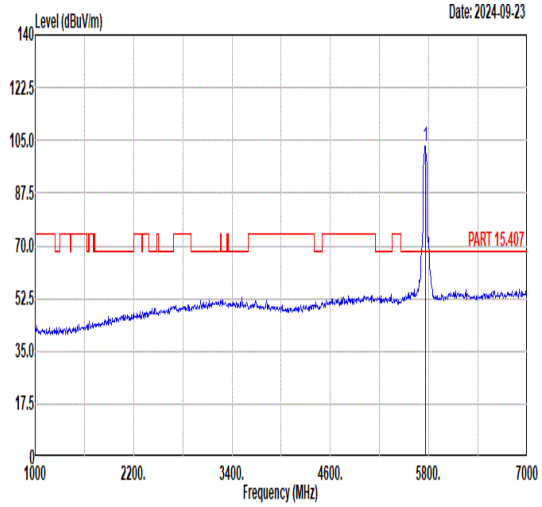 <br>Freq Level Limit Line Margin (dB) Read Level Ant Factor Cable Loss Preamp Factor APos TPos Remark<br>MHz dBuV/m dBuV/m dBuV dB/m dB dB cm deg<br>1 5755.00 103.26 ------ ------ 88.87 35.16 11.64 32.41 100 356 PEAK |
| Avg | Blank | 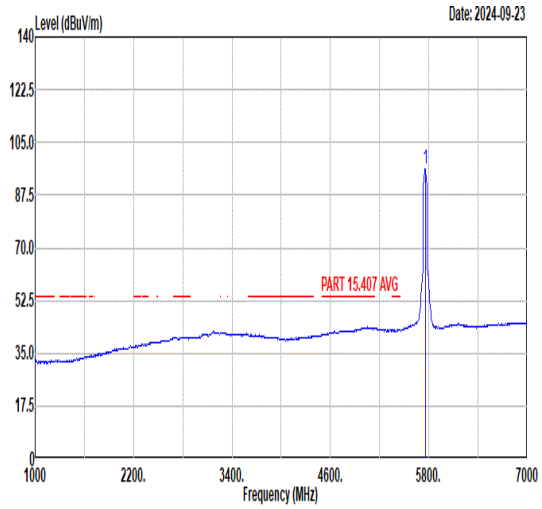 <br>Freq Level Limit Line Margin (dB) Read Level Ant Factor Cable Loss Preamp Factor APos TPos Remark<br>MHz dBuV/m dBuV/m dBuV dB/m dB dB cm deg<br>1 5755.00 96.24 ------ ------ 81.85 35.16 11.64 32.41 100 356 AVERAGE |

| Mode | 39 | |
|---|---|---|
| | Band Edge - R | |
| | U-NII-3_5.725-5.85_802.11n HT40_CH151_5755MHz | |
| ANT | 5 | |
| Pol. | Vertical | Fundamental |
| Peak | 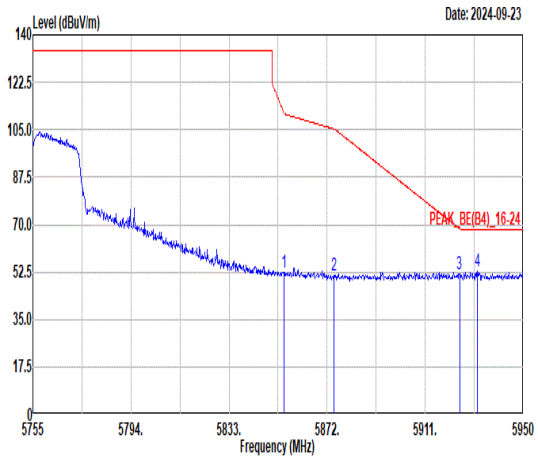 <br>Freq Level Limit Line Margin (dB) Read Level Ant Factor Cable Loss Preamp Factor APos TPos Remark<br>MHz dBuV/m dBuV/m dBuV dB/m dB dB cm deg<br>1 5854.84 52.22 111.17 -58.95 37.89 35.30 11.52 32.49 100 356 PEAK<br>2 5874.73 51.31 105.28 -53.97 37.00 35.32 11.49 32.50 100 356 PEAK<br>3 5924.65 51.73 68.46 -16.73 37.48 35.39 11.40 32.54 100 356 PEAK<br>4 5931.87 52.81 68.30 -15.49 38.57 35.40 11.39 32.55 100 356 PEAK | Blank |

| Mode | 40 | |
|---|---|---|
| | Band Edge - L | |
| | U-NII-3_5.725-5.85_802.11n HT40_CH159_5795MHz | |
| ANT | 5 | |
| Pol. | Horizontal | Fundamental |
| Peak | 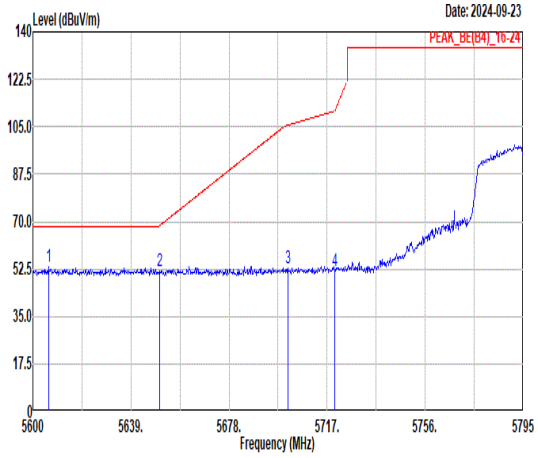 <br>Freq Level Limit Line Margin (dB) Read Level Ant Factor Cable Loss Preamp Factor APos TPos Remark<br>MHz dBuV/m dBuV/m dBuV dB/m dB dB cm deg<br>1 5606.24 53.50 68.30 -14.80 39.13 34.95 11.71 32.29 400 0 PEAK<br>2 5650.31 51.60 68.53 -16.93 37.23 35.01 11.69 32.33 400 0 PEAK<br>3 5701.60 53.04 105.65 -52.61 38.67 35.08 11.66 32.37 400 0 PEAK<br>4 5720.12 51.95 111.07 -59.12 37.56 35.11 11.66 32.38 400 0 PEAK | 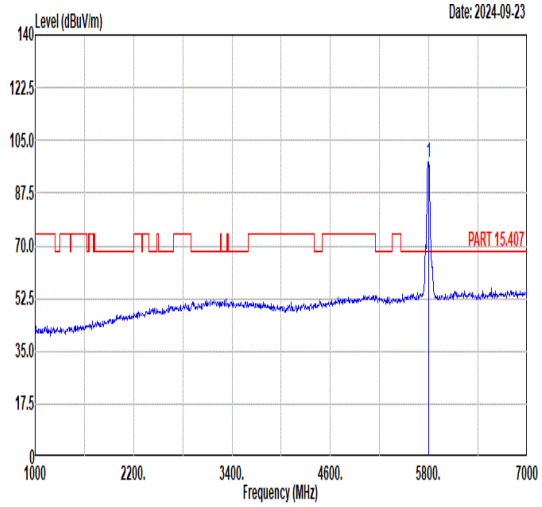 <br>Freq Level Limit Line Margin (dB) Read Level Ant Factor Cable Loss Preamp Factor APos TPos Remark<br>MHz dBuV/m dBuV/m dBuV dB/m dB dB cm deg<br>1 5795.00 97.65 ------ ------ 83.27 35.20 11.62 32.44 400 0 PEAK |
| Avg | Blank | 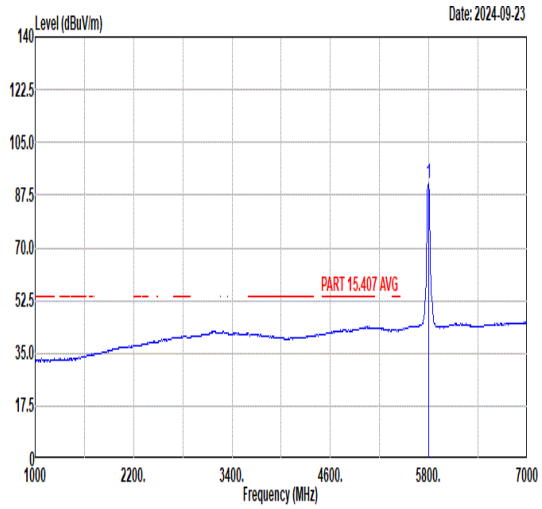 <br>Freq Level Limit Line Margin (dB) Read Level Ant Factor Cable Loss Preamp Factor APos TPos Remark<br>MHz dBuV/m dBuV/m dBuV dB/m dB dB cm deg<br>1 5795.00 91.23 ------ ------ 76.84 35.21 11.62 32.44 400 0 AVERAGE |

| Mode | 40 | |
|---|---|---|
| | Band Edge - R | |
| | U-NII-3_5.725-5.85_802.11n HT40_CH159_5795MHz | |
| ANT | 5 | |
| Pol. | Horizontal | Fundamental |
| Peak | 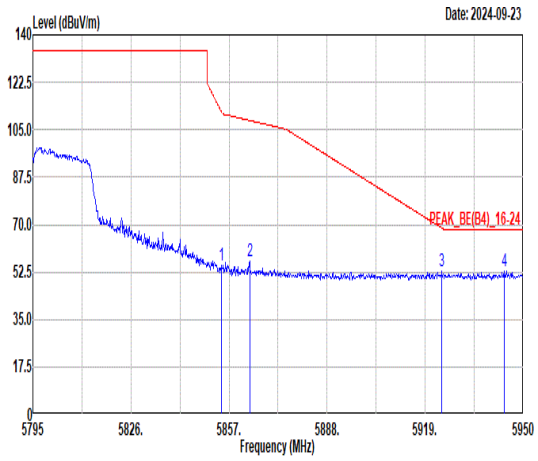 <br>Freq Level Limit Line Margin (dB) Read Level Ant Factor Cable Loss Preamp Factor APos TPos Remark<br>MHz dBuV/m dBuV/m dBuV dB/m dB dB cm deg<br>1 5854.52 54.95 111.89 -56.94 40.62 35.30 11.52 32.49 400 0 PEAK<br>2 5863.51 56.63 108.41 -51.78 42.30 35.31 11.51 32.49 400 0 PEAK<br>3 5924.27 52.99 68.74 -15.75 38.74 35.39 11.40 32.54 400 0 PEAK<br>4 5944.11 52.92 68.30 -15.38 38.69 35.42 11.37 32.56 400 0 PEAK | Blank |

| Mode | 40 | |
|---|---|---|
| | Band Edge - L | |
| | U-NII-3_5.725-5.85_802.11n HT40_CH159_5795MHz | |
| ANT | 5 | |
| Pol. | Vertical | Fundamental |
| Peak | 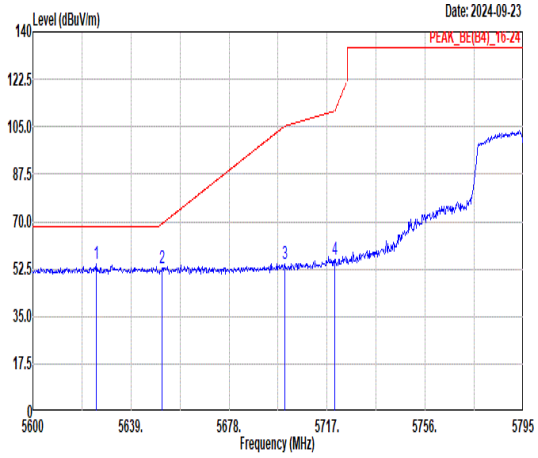 <br>Freq Level Limit Line Margin (dB) Read Level Ant Factor Cable Loss Preamp Factor APos TPos Remark<br>MHz dBuV/m dBuV/m dBuV dB/m dB dB cm deg<br>1 5625.35 54.37 68.30 -13.93 40.00 34.98 11.70 32.31 100 356 PEAK<br>2 5651.48 52.74 69.40 -16.66 38.37 35.01 11.69 32.33 100 356 PEAK<br>3 5700.04 54.29 105.21 -50.92 39.92 35.08 11.66 32.37 100 356 PEAK<br>4 5720.12 55.81 111.07 -55.26 41.42 35.11 11.66 32.38 100 356 PEAK | 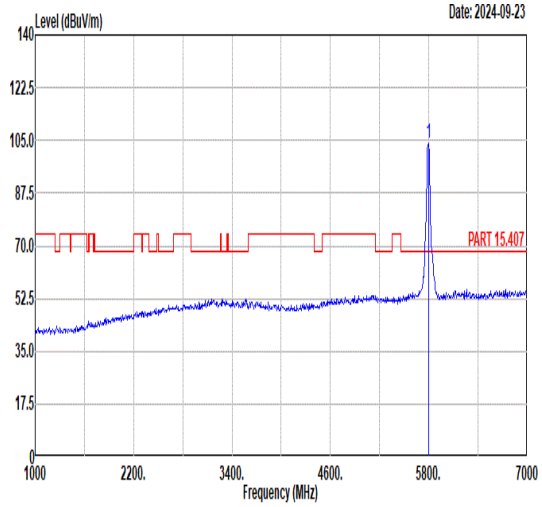 <br>Freq Level Limit Line Margin (dB) Read Level Ant Factor Cable Loss Preamp Factor APos TPos Remark<br>MHz dBuV/m dBuV/m dBuV dB/m dB dB cm deg<br>1 5795.00 104.16 ------ ------ 89.77 35.21 11.62 32.44 100 356 PEAK |
| Avg | Blank | 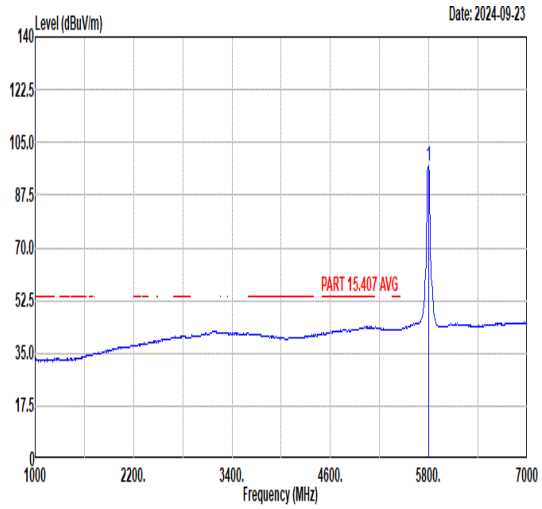 <br>Freq Level Limit Line Margin (dB) Read Level Ant Factor Cable Loss Preamp Factor APos TPos Remark<br>MHz dBuV/m dBuV/m dBuV dB/m dB dB cm deg<br>1 5795.00 97.09 ------ ------ 82.70 35.21 11.62 32.44 100 356 AVERAGE |

| Mode | 40 | |
|---|---|---|
| | Band Edge - R | |
| | U-NII-3_5.725-5.85_802.11n HT40_CH159_5795MHz | |
| ANT | 5 | |
| Pol. | Vertical | Fundamental |
| Peak | 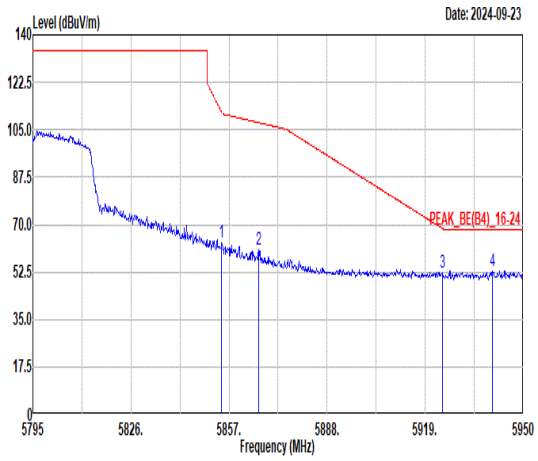 <br>Freq Level Limit Line Margin (dB) Read Level Ant Factor Cable Loss Preamp Factor APos TPos Remark<br>MHz dBuV/m dBuV/m dBuV dB/m dB dB cm deg<br>1 5854.68 63.41 111.54 -48.13 49.08 35.30 11.52 32.49 100 356 PEAK<br>2 5866.30 60.56 107.63 -47.07 46.25 35.31 11.50 32.50 100 356 PEAK<br>3 5924.58 52.11 68.51 -16.40 37.86 35.39 11.40 32.54 100 356 PEAK<br>4 5940.24 52.72 68.30 -15.58 38.47 35.42 11.38 32.55 100 356 PEAK | Blank |

| Mode | 41 | |
|---|---|---|
| | Band Edge - L | |
| | U-NII-3_5.725-5.85_802.11ac VHT80_CH155_5775MHz | |
| ANT | 5 | |
| Pol. | Horizontal | Fundamental |
| Peak | 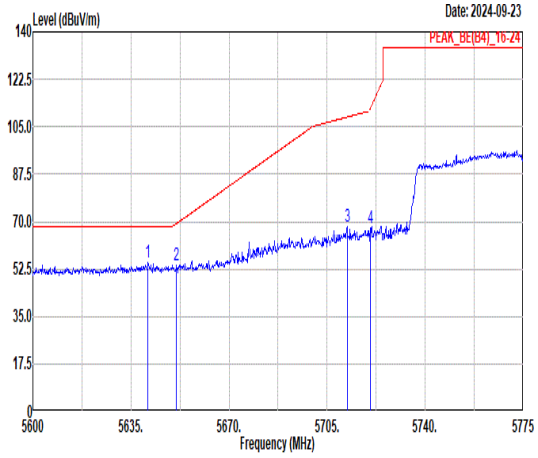 <br>Freq Level Limit Line Margin (dB) Read Level Ant Factor Cable Loss Preamp Factor APos TPos Remark<br>MHz dBuV/m dBuV/m dBuV dB/m dB dB cm deg<br>1 5641.13 54.92 68.30 -13.38 40.55 35.00 11.69 32.32 395 21 PEAK<br>2 5651.28 54.13 69.24 -15.11 39.76 35.01 11.69 32.33 395 21 PEAK<br>3 5712.18 68.28 108.61 -40.33 53.90 35.10 11.66 32.38 395 21 PEAK<br>4 5720.40 67.39 111.71 -44.32 53.00 35.11 11.66 32.38 395 21 PEAK | 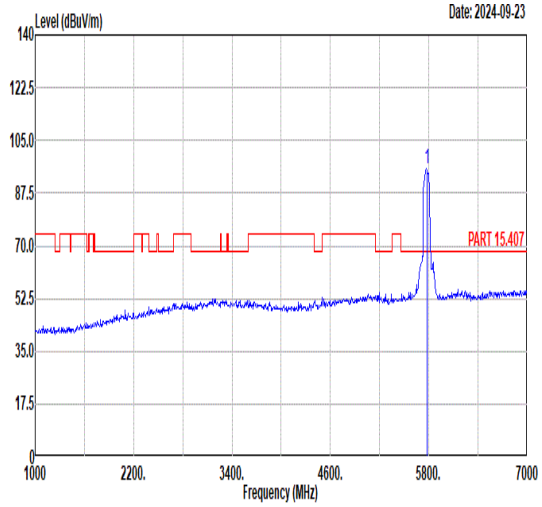 <br>Freq Level Limit Line Margin (dB) Read Level Ant Factor Cable Loss Preamp Factor APos TPos Remark<br>MHz dBuV/m dBuV/m dBuV dB/m dB dB cm deg<br>1 5775.00 95.52 ------ ------ 81.13 35.18 11.63 32.42 395 21 PEAK |
| Avg | Blank | 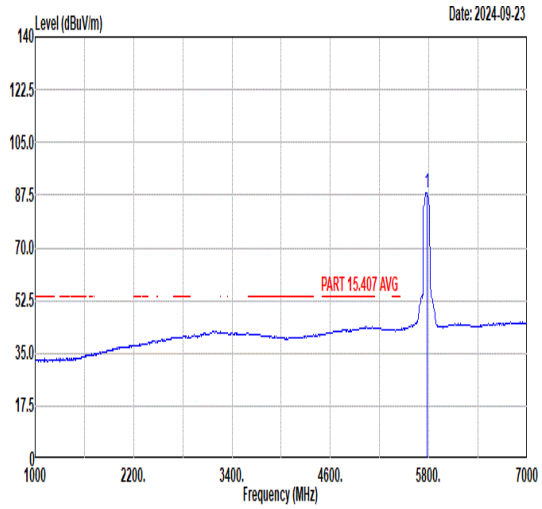 <br>Freq Level Limit Line Margin (dB) Read Level Ant Factor Cable Loss Preamp Factor APos TPos Remark<br>MHz dBuV/m dBuV/m dBuV dB/m dB dB cm deg<br>1 5775.00 88.30 ------ ------ 73.91 35.19 11.63 32.43 395 21 AVERAGE |

| Mode | 41 | |
|---|---|---|
| | Band Edge - R | |
| | U-NII-3_5.725-5.85_802.11ac VHT80_CH155_5775MHz | |
| ANT | 5 | |
| Pol. | Horizontal | Fundamental |
| Peak | 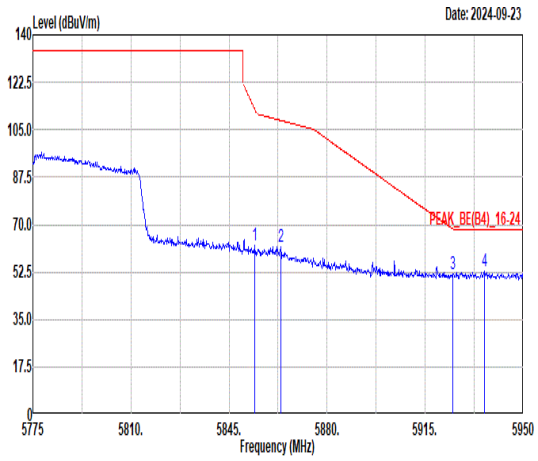 <br>Freq Level Limit Line Margin (dB) Read Level Ant Factor Cable Loss Preamp Factor APos TPos Remark<br>MHz dBuV/m dBuV/m dBuV dB/m dB dB cm deg<br>1 5854.28 62.13 112.45 -50.32 47.80 35.30 11.52 32.49 395 21 PEAK<br>2 5863.55 61.77 108.40 -46.63 47.44 35.31 11.51 32.49 395 21 PEAK<br>3 5924.80 51.53 68.35 -16.82 37.28 35.39 11.40 32.54 395 21 PEAK<br>4 5936.18 52.88 68.30 -15.42 38.64 35.41 11.38 32.55 395 21 PEAK | Blank |

| Mode | 41 | |
|---|---|---|
| | Band Edge - L | |
| | U-NII-3_5.725-5.85_802.11ac VHT80_CH155_5775MHz | |
| ANT | 5 | |
| Pol. | Vertical | Fundamental |
| Peak | 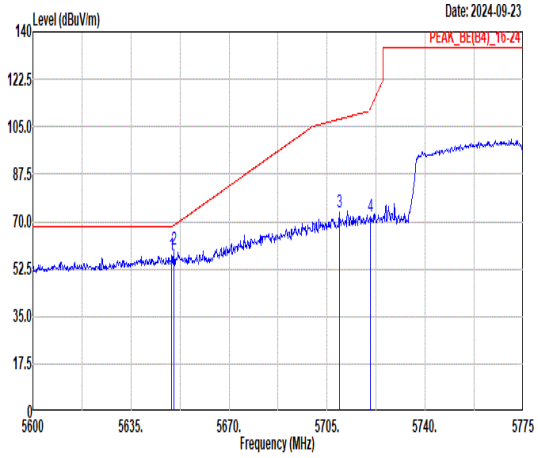 <br>Freq Level Limit Line Margin (dB) Read Level Ant Factor Cable Loss Preamp Factor APos TPos Remark<br>MHz dBuV/m dBuV/m dBuV dB/m dB dB cm deg<br>1 5649.53 57.71 68.30 -10.59 43.34 35.01 11.69 32.33 100 357 PEAK<br>2 5650.23 59.50 68.47 -8.97 45.13 35.01 11.69 32.33 100 357 PEAK<br>3 5709.38 73.21 107.83 -34.62 58.83 35.09 11.66 32.37 100 357 PEAK<br>4 5720.40 71.96 111.71 -39.75 57.57 35.11 11.66 32.38 100 357 PEAK | 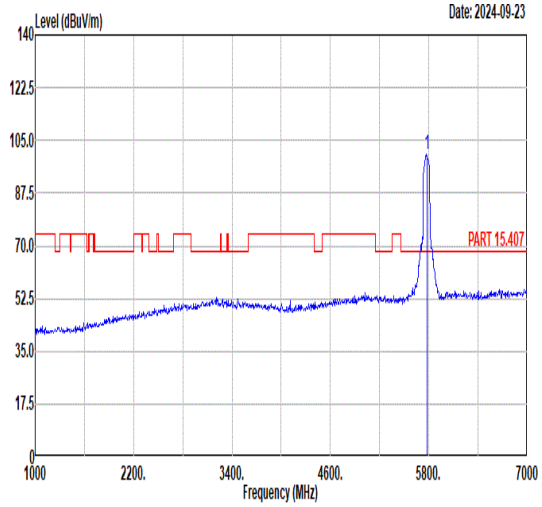 <br>Freq Level Limit Line Margin (dB) Read Level Ant Factor Cable Loss Preamp Factor APos TPos Remark<br>MHz dBuV/m dBuV/m dBuV dB/m dB dB cm deg<br>1 5775.00 100.21 ------ ------ 85.82 35.18 11.63 32.42 100 357 PEAK |
| Avg | Blank | 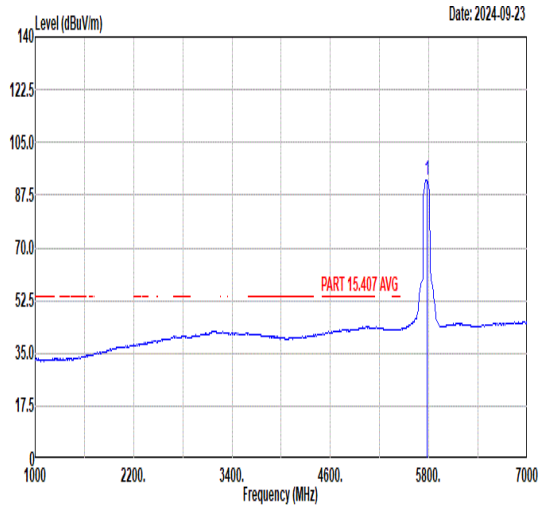 <br>Freq Level Limit Line Margin (dB) Read Level Ant Factor Cable Loss Preamp Factor APos TPos Remark<br>MHz dBuV/m dBuV/m dBuV dB/m dB dB cm deg<br>1 5775.00 92.62 ------ ------ 78.23 35.18 11.63 32.42 100 357 AVERAGE |

| Mode | 41 | |
|---|---|---|
| | Band Edge - R | |
| | U-NII-3_5.725-5.85_802.11ac VHT80_CH155_5775MHz | |
| ANT | 5 | |
| Pol. | Vertical | Fundamental |
| Peak | 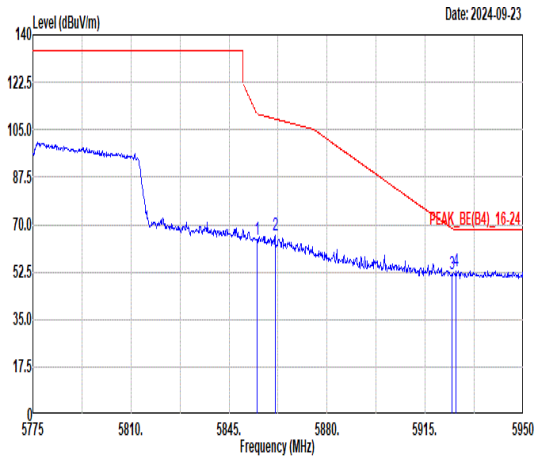 <br>Freq Level Limit Line Margin (dB) Read Level Ant Factor Cable Loss Preamp Factor APos TPos Remark<br>MHz dBuV/m dBuV/m dBuV dB/m dB dB cm deg<br>1 5854.98 64.44 110.86 -46.42 50.11 35.30 11.52 32.49 100 357 PEAK<br>2 5861.45 65.94 108.99 -43.05 51.61 35.31 11.51 32.49 100 357 PEAK<br>3 5924.63 51.71 68.48 -16.77 37.46 35.39 11.40 32.54 100 357 PEAK<br>4 5926.03 52.78 68.30 -15.52 38.52 35.40 11.40 32.54 100 357 PEAK | Blank |

| Mode | 41 | |
|---|---|---|
| | Harmonic | |
| | U-NII-3_5.725-5.85_802.11ac VHT80_CH155_5775MHz | |
| ANT | 5 | |
| Pol. | Horizontal | Vertical |
| Peak<br>Avg | 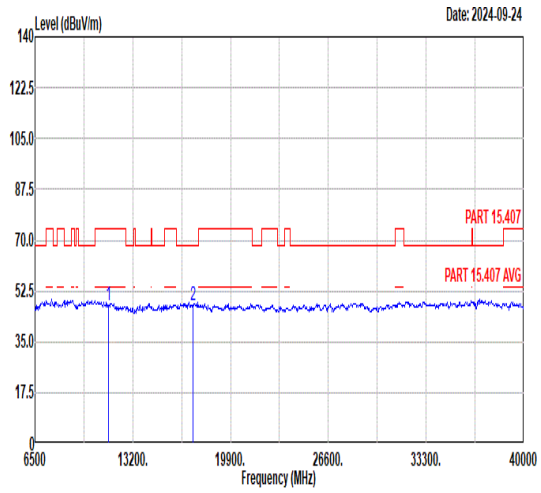 <br><br>Freq Level Limit Line Margin Read Level Ant Factor Cable Loss Preamp Factor APos TPos Remark<br>MHz dBuV/m dBuV/m dB dBuV dB/m dB dB cm deg<br>1 11550.00 47.38 74.00 -26.62 43.34 39.84 14.87 50.67 --- --- Peak<br>2 17325.00 47.76 68.30 -20.54 39.82 42.37 17.59 52.02 --- --- Peak | 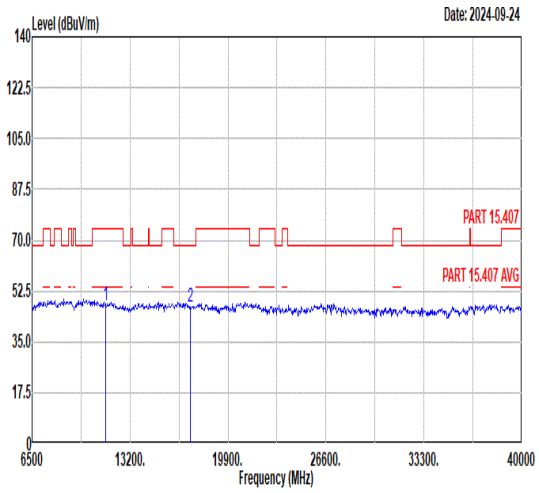 <br><br>Freq Level Limit Line Margin Read Level Ant Factor Cable Loss Preamp Factor APos TPos Remark<br>MHz dBuV/m dBuV/m dB dBuV dB/m dB dB cm deg<br>1 11550.00 47.55 74.00 -26.45 43.51 39.84 14.87 50.67 --- --- Peak<br>2 17325.00 47.08 68.30 -21.22 39.14 42.37 17.59 52.02 --- --- Peak |

| Mode | 42 | |
|---|---|---|
| | LF | |
| | U-NII-2A_5.25-5.35_WIFI 802.11ac VHT80_CH58_5290MHz | |
| ANT | 5 | |
| Pol. | Horizontal | Vertical |
| QP/ Peak | 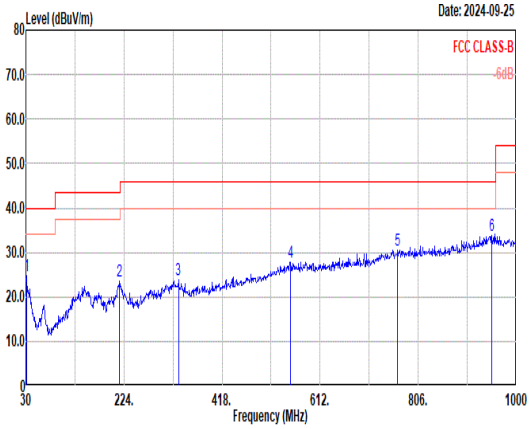 | 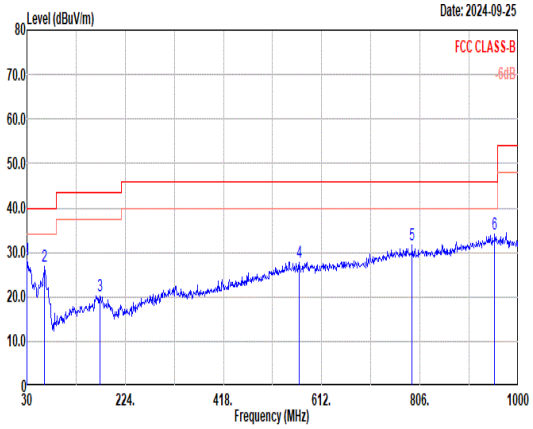 |

Horizontal:

| | Freq | Level | Limit Line | Margin | Read Level | Ant Factor | Cable Loss | Preamp Factor | APos | TPos | Remark |
|---|---|---|---|---|---|---|---|---|---|---|---|
| | MHz | dBuV/m | dBuV/m | dB | dBuV | dB/m | dB | dB | cm | deg | |
| 1 | 30.97 | 24.78 | 40.00 | -15.22 | 30.33 | 24.62 | 1.03 | 31.20 | --- | --- | Peak |
| 2 | 215.27 | 23.61 | 43.50 | -19.89 | 36.45 | 15.40 | 2.66 | 30.90 | --- | --- | Peak |
| 3 | 331.67 | 23.74 | 46.00 | -22.26 | 31.20 | 20.10 | 3.28 | 30.84 | --- | --- | Peak |
| 4 | 553.80 | 27.74 | 46.00 | -18.26 | 29.51 | 24.99 | 4.24 | 31.00 | --- | --- | Peak |
| 5 | 765.26 | 30.64 | 46.00 | -15.36 | 30.70 | 25.96 | 4.98 | 31.00 | --- | --- | Peak |
| 6 | 951.50 | 33.82 | 46.00 | -12.18 | 32.13 | 27.12 | 5.57 | 31.00 | --- | --- | Peak |

Vertical:

| | Freq | Level | Limit Line | Margin | Read Level | Ant Factor | Cable Loss | Preamp Factor | APos | TPos | Remark |
|---|---|---|---|---|---|---|---|---|---|---|---|
| | MHz | dBuV/m | dBuV/m | dB | dBuV | dB/m | dB | dB | cm | deg | |
| 1 | 30.00 | 28.28 | 40.00 | -11.72 | 33.27 | 25.20 | 1.01 | 31.20 | --- | --- | Peak |
| 2 | 64.92 | 26.89 | 40.00 | -13.11 | 44.21 | 12.50 | 1.48 | 31.30 | --- | --- | Peak |
| 3 | 173.56 | 20.32 | 43.50 | -23.18 | 33.32 | 15.62 | 2.39 | 31.01 | --- | --- | Peak |
| 4 | 567.38 | 27.85 | 46.00 | -18.15 | 29.59 | 24.97 | 4.29 | 31.00 | --- | --- | Peak |
| 5 | 790.48 | 31.71 | 46.00 | -14.29 | 31.67 | 26.06 | 5.05 | 31.07 | --- | --- | Peak |
| 6 | 953.44 | 34.15 | 46.00 | -11.85 | 32.43 | 27.14 | 5.58 | 31.00 | --- | --- | Peak |

| Mode | 43 | |
|---|---|---|
| | LF | |
| | U-NII-2A_5.25-5.35_WIFI 802.11ac VHT80_CH155_5775MHz | |
| ANT | 5 | |
| Pol. | Horizontal | Vertical |
| QP/ Peak | 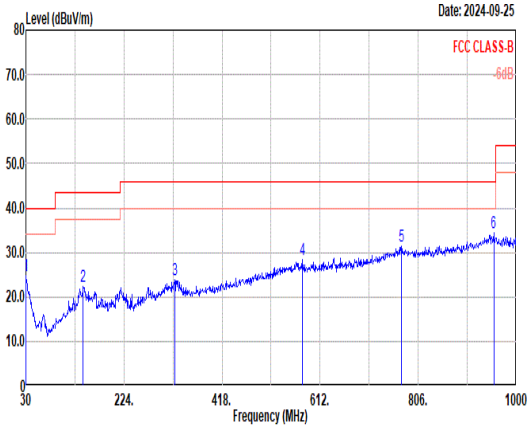 | 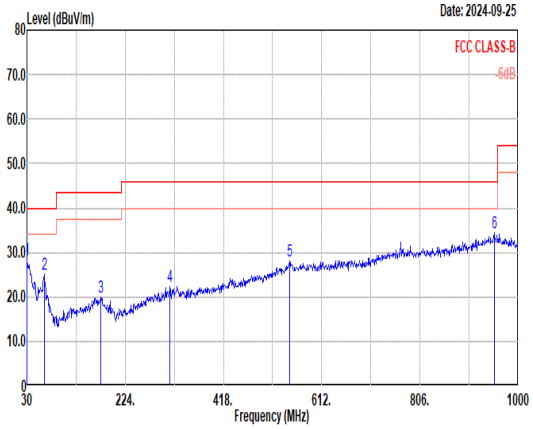 |

Horizontal:

| | Freq | Level | Limit Line | Margin | Read Level | Ant Factor | Cable Loss | Preamp Factor | APos | TPos | Remark |
|---|---|---|---|---|---|---|---|---|---|---|---|
| | MHz | dBuV/m | dBuV/m | dB | dBuV | dB/m | dB | dB | cm | deg | |
| 1 | 30.00 | 24.69 | 40.00 | -15.31 | 29.68 | 25.20 | 1.01 | 31.20 | --- | --- | Peak |
| 2 | 143.49 | 22.20 | 43.50 | -21.30 | 34.07 | 17.07 | 2.17 | 31.11 | --- | --- | Peak |
| 3 | 323.91 | 23.76 | 46.00 | -22.24 | 31.44 | 19.93 | 3.24 | 30.85 | --- | --- | Peak |
| 4 | 577.08 | 28.33 | 46.00 | -17.67 | 30.05 | 24.95 | 4.33 | 31.00 | --- | --- | Peak |
| 5 | 773.02 | 31.33 | 46.00 | -14.67 | 31.36 | 25.99 | 5.00 | 31.02 | --- | --- | Peak |
| 6 | 955.38 | 34.39 | 46.00 | -11.61 | 32.65 | 27.16 | 5.58 | 31.00 | --- | --- | Peak |

Vertical:

| | Freq | Level | Limit Line | Margin | Read Level | Ant Factor | Cable Loss | Preamp Factor | APos | TPos | Remark |
|---|---|---|---|---|---|---|---|---|---|---|---|
| | MHz | dBuV/m | dBuV/m | dB | dBuV | dB/m | dB | dB | cm | deg | |
| 1 | 30.00 | 28.42 | 40.00 | -11.58 | 33.41 | 25.20 | 1.01 | 31.20 | --- | --- | Peak |
| 2 | 63.95 | 25.13 | 40.00 | -14.87 | 42.45 | 12.50 | 1.47 | 31.29 | --- | --- | Peak |
| 3 | 175.50 | 19.89 | 43.50 | -23.61 | 32.95 | 15.53 | 2.41 | 31.00 | --- | --- | Peak |
| 4 | 312.27 | 22.44 | 46.00 | -23.56 | 30.47 | 19.67 | 3.18 | 30.88 | --- | --- | Peak |
| 5 | 547.98 | 28.01 | 46.00 | -17.99 | 29.84 | 24.95 | 4.21 | 30.99 | --- | --- | Peak |
| 6 | 952.47 | 34.34 | 46.00 | -11.66 | 32.63 | 27.13 | 5.58 | 31.00 | --- | --- | Peak |

| Mode | 44 | |
|---|---|---|
| | Band Edge - L | |
| | Co-TX U-NII-2A_5.25-5.35_802.11ac VHT80_CH58_5290MHz+LTE B13 Link | |
| ANT | 5 | |
| Pol. | Horizontal | Fundamental |
| Peak | 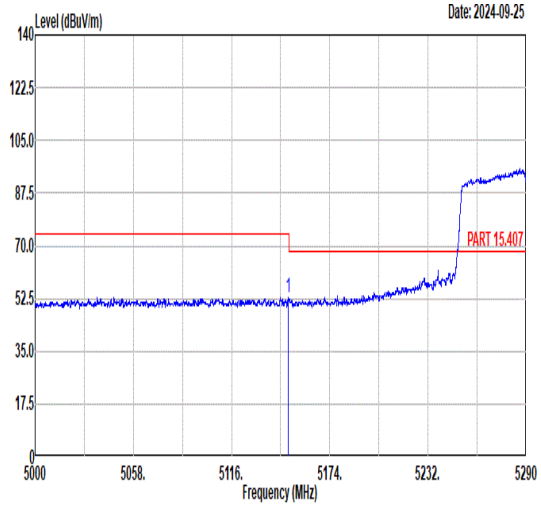 <br>Freq Level Limit Line Margin (dB) Read Level Ant Factor Cable Loss Preamp Factor APos TPos Remark<br>MHz dBuV/m dBuV/m dBuV dB/m dB dB cm deg<br>1 5149.52 52.97 74.00 -21.03 38.79 34.87 11.09 31.78 132 351 PEAK | 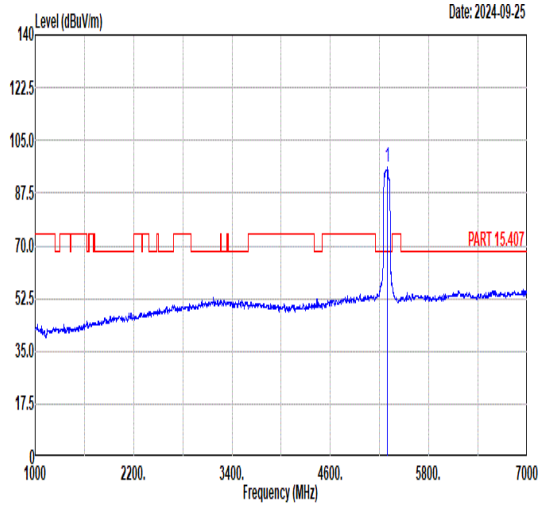 <br>Freq Level Limit Line Margin (dB) Read Level Ant Factor Cable Loss Preamp Factor APos TPos Remark<br>MHz dBuV/m dBuV/m dBuV dB/m dB dB cm deg<br>1 5290.00 95.93 ------ ------ 82.06 34.84 10.99 31.96 132 351 PEAK |
| Avg | 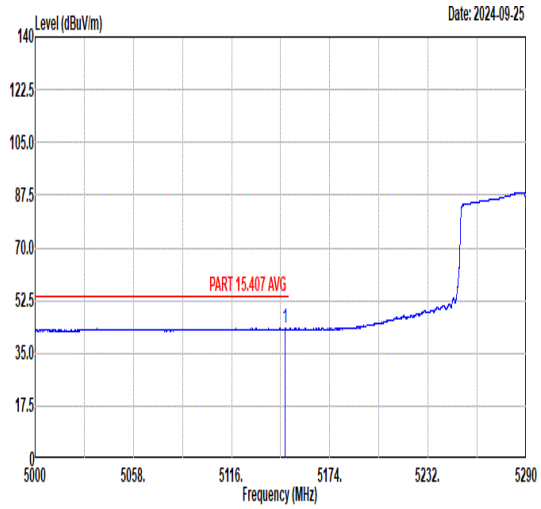 <br>Freq Level Limit Line Margin (dB) Read Level Ant Factor Cable Loss Preamp Factor APos TPos Remark<br>MHz dBuV/m dBuV/m dBuV dB/m dB dB cm deg<br>1 5147.76 43.24 54.00 -10.76 29.06 34.87 11.09 31.78 132 351 AVERAGE | 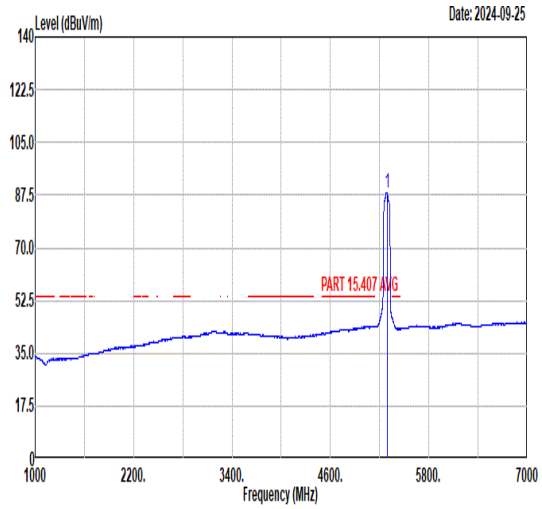 <br>Freq Level Limit Line Margin (dB) Read Level Ant Factor Cable Loss Preamp Factor APos TPos Remark<br>MHz dBuV/m dBuV/m dBuV dB/m dB dB cm deg<br>1 5290.00 88.35 ------ ------ 74.47 34.84 10.99 31.95 132 351 AVERAGE |

| Mode | 44 | |
|---|---|---|
| | Band Edge - R | |
| | Co-TX U-NII-2A_5.25-5.35_802.11ac VHT80_CH58_5290MHz+LTE B13 Link | |
| ANT | 5 | |
| Pol. | Horizontal | Fundamental |
| Peak | 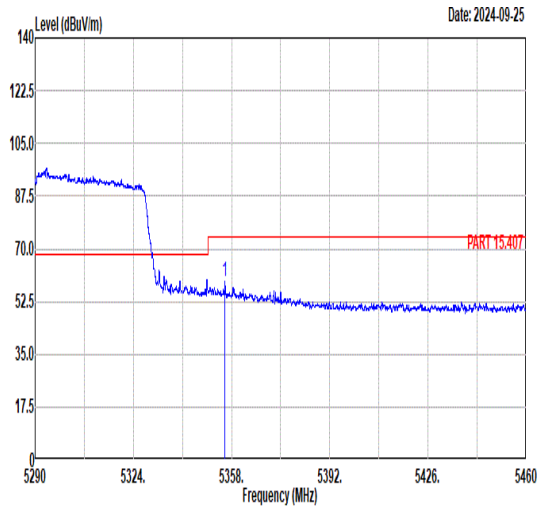 <br>Freq Level Limit Line Margin (dB) Read Level Ant Factor Cable Loss Preamp Factor APos TPos Remark<br>MHz dBuV/m dBuV/m dBuV dB/m dB dB cm deg<br>1 5355.72 59.28 74.00 -14.72 45.55 34.83 10.94 32.04 132 351 PEAK | Blank |
| Avg | 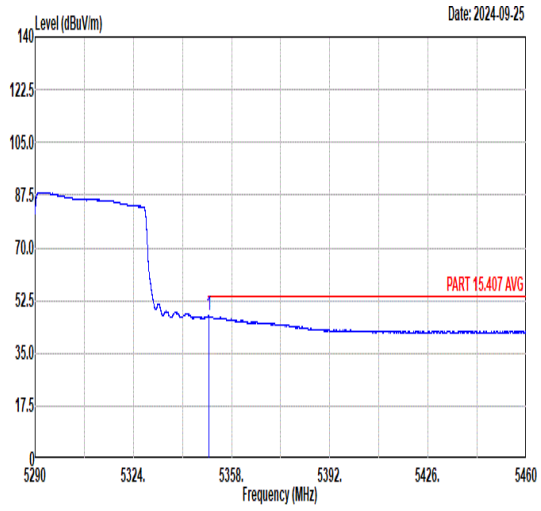 <br>Freq Level Limit Line Margin (dB) Read Level Ant Factor Cable Loss Preamp Factor APos TPos Remark<br>MHz dBuV/m dBuV/m dBuV dB/m dB dB cm deg<br>1 5350.10 47.43 54.00 -6.57 33.69 34.83 10.94 32.03 132 351 AVERAGE | Blank |

| Mode | 44 | |
|---|---|---|
| | Band Edge - L | |
| | Co-TX U-NII-2A_5.25-5.35_802.11ac VHT80_CH58_5290MHz+LTE B13 Link | |
| ANT | 5 | |
| Pol. | Vertical | Fundamental |
| Peak | 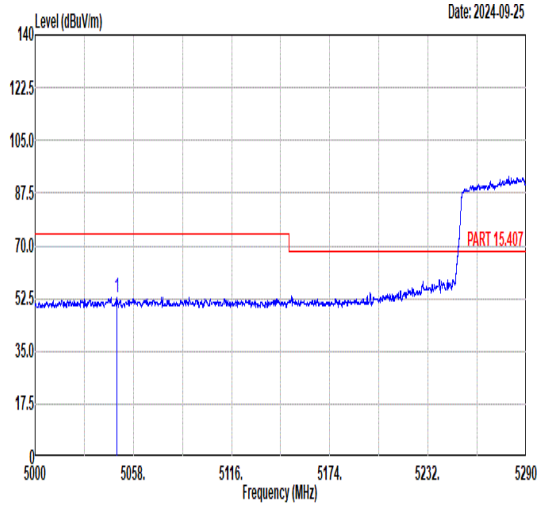 <br>Freq Level Limit Line Margin (dB) Read Level Ant Factor Cable Loss Preamp Factor APos TPos Remark<br>MHz dBuV/m dBuV/m dBuV dB/m dB dB cm deg<br>1 5048.31 52.92 74.00 -21.08 38.55 34.89 11.14 31.66 217 63 PEAK | 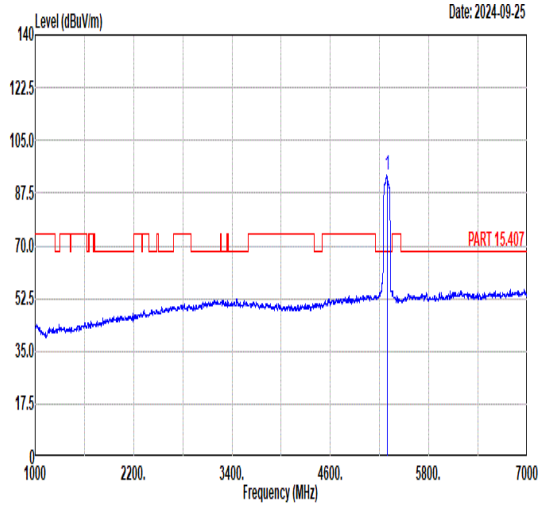 <br>Freq Level Limit Line Margin (dB) Read Level Ant Factor Cable Loss Preamp Factor APos TPos Remark<br>MHz dBuV/m dBuV/m dBuV dB/m dB dB cm deg<br>1 5290.00 93.47 ------ ------ 79.59 34.84 10.99 31.95 217 63 PEAK |
| Avg | 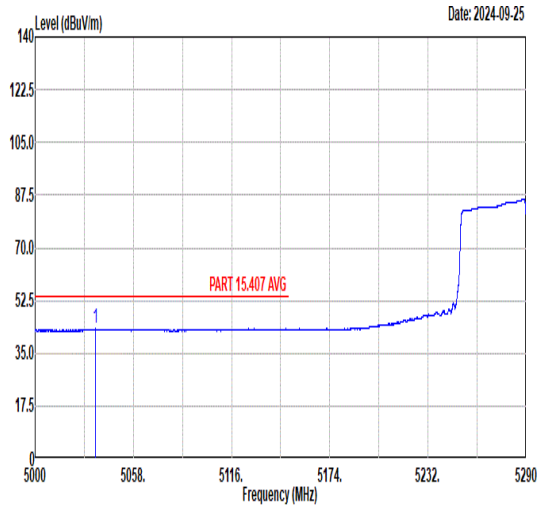 <br>Freq Level Limit Line Margin (dB) Read Level Ant Factor Cable Loss Preamp Factor APos TPos Remark<br>MHz dBuV/m dBuV/m dBuV dB/m dB dB cm deg<br>1 5035.55 43.12 54.00 -10.88 28.72 34.89 11.15 31.64 217 63 AVERAGE | 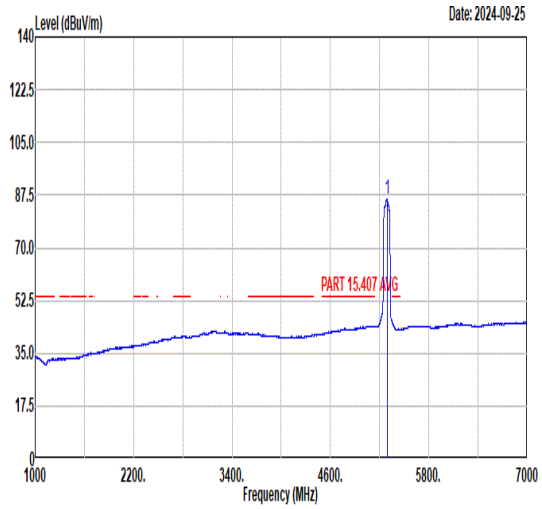 <br>Freq Level Limit Line Margin (dB) Read Level Ant Factor Cable Loss Preamp Factor APos TPos Remark<br>MHz dBuV/m dBuV/m dBuV dB/m dB dB cm deg<br>1 5290.00 86.17 ------ ------ 72.29 34.84 10.99 31.95 217 63 AVERAGE |

| Mode | 44 | |
|---|---|---|
| | Band Edge - R | |
| | Co-TX U-NII-2A_5.25-5.35_802.11ac VHT80_CH58_5290MHz+LTE B13 Link | |
| ANT | 5 | |
| Pol. | Vertical | Fundamental |
| Peak | 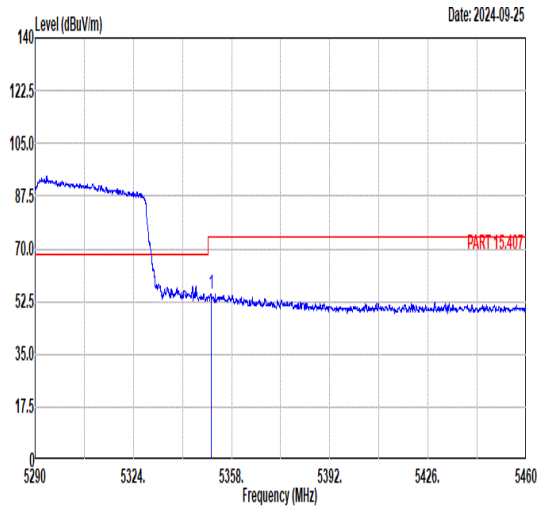 <br>Freq Level Limit Line Margin (dB) Read Level Ant Factor Cable Loss Preamp Factor APos TPos Remark<br>MHz dBuV/m dBuV/m dBuV dB/m dB dB cm deg<br>1 5350.96 55.19 74.00 -18.81 41.45 34.83 10.94 32.03 217 63 PEAK | Blank |
| Avg | 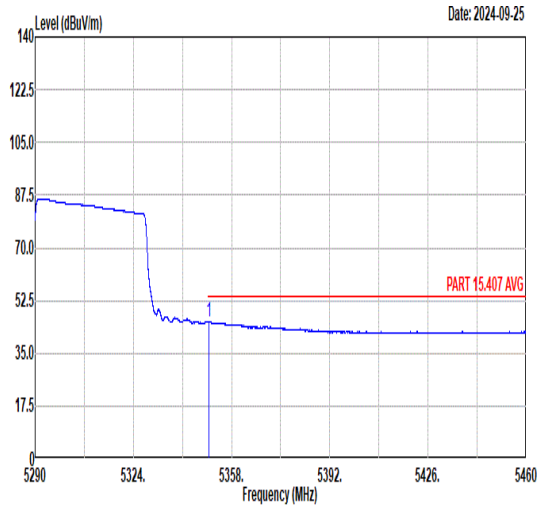 <br>Freq Level Limit Line Margin (dB) Read Level Ant Factor Cable Loss Preamp Factor APos TPos Remark<br>MHz dBuV/m dBuV/m dBuV dB/m dB dB cm deg<br>1 5350.27 45.68 54.00 -8.32 31.94 34.83 10.94 32.03 217 63 AVERAGE | Blank |

| Mode | 44 | |
|---|---|---|
| | Harmonic | |
| | Co-TX U-NII-2A_5.25-5.35_802.11ac VHT80_CH58_5290MHz+LTE B13 Link | |
| ANT | 5 | |
| Pol. | Horizontal | Vertical |
| Peak<br>Avg | 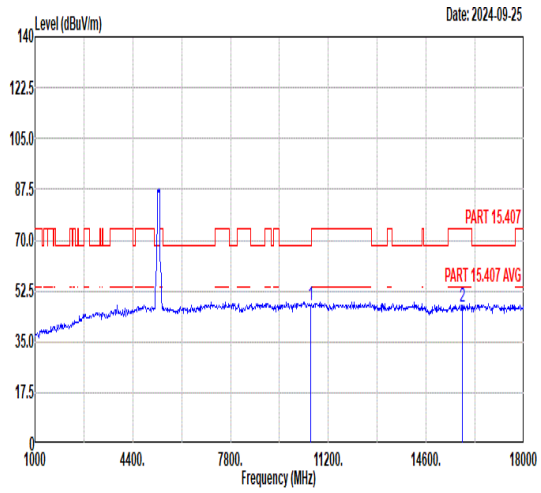 <br><br>Freq Level Limit Line Margin Read Level Ant Factor Cable Loss Preamp Factor APos TPos Remark<br>MHz dBuV/m dBuV/m dB dBuV dB/m dB dB cm deg<br>1 10580.00 47.72 68.30 -20.58 44.75 39.48 14.29 50.80 --- --- Peak<br>2 15870.00 46.96 74.00 -27.04 39.53 42.02 17.11 51.70 --- --- Peak | 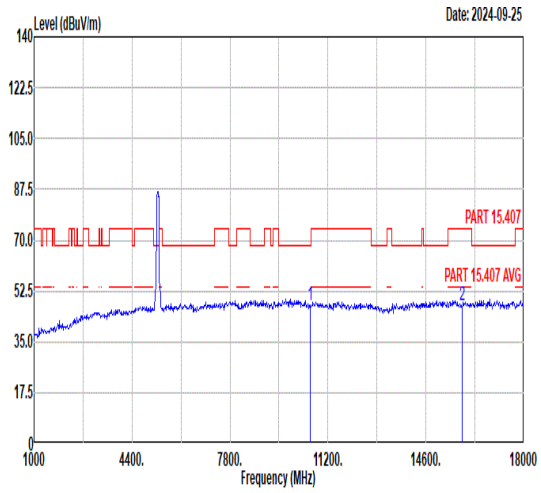 <br><br>Freq Level Limit Line Margin Read Level Ant Factor Cable Loss Preamp Factor APos TPos Remark<br>MHz dBuV/m dBuV/m dB dBuV dB/m dB dB cm deg<br>1 10580.00 47.52 68.30 -20.78 44.55 39.48 14.29 50.80 --- --- Peak<br>2 15870.00 47.64 74.00 -26.36 40.21 42.02 17.11 51.70 --- --- Peak |

**Remark:** In co-location mode, the signals exceeding the limit are all the fundamental frequency which can be ignored.

| Mode | 45 | |
|---|---|---|
| | Band Edge - L | |
| | CO-TX U-NII-2A_5.25-5.35_802.11ac VHT80_CH58_5290MHz+2400-2483.5_Bluetooth-LE_CH01_2404MHz | |
| ANT | 5 | |
| Pol. | Horizontal | Fundamental |
| Peak | 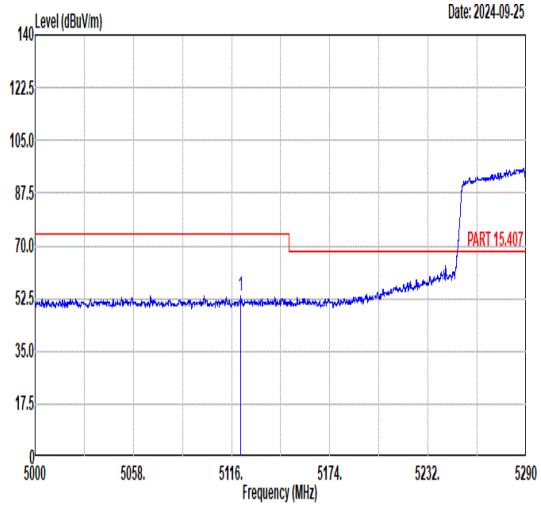 <br>Freq Level Limit Line Margin (dB) Read Level Ant Factor Cable Loss Preamp Factor APos TPos Remark<br>MHz dBuV/m dBuV/m dBuV dB/m dB dB cm deg<br>1 5121.39 53.44 74.00 -20.56 39.21 34.88 11.10 31.75 133 349 PEAK | 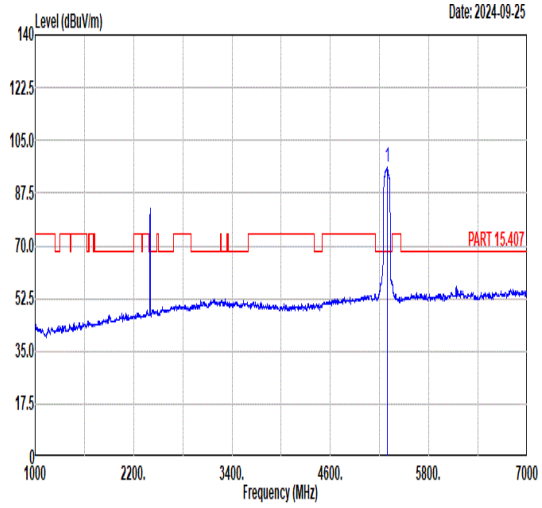 <br>Freq Level Limit Line Margin (dB) Read Level Ant Factor Cable Loss Preamp Factor APos TPos Remark<br>MHz dBuV/m dBuV/m dBuV dB/m dB dB cm deg<br>1 5290.00 96.04 ------ ------ 82.17 34.84 10.99 31.96 133 349 PEAK |
| Avg | 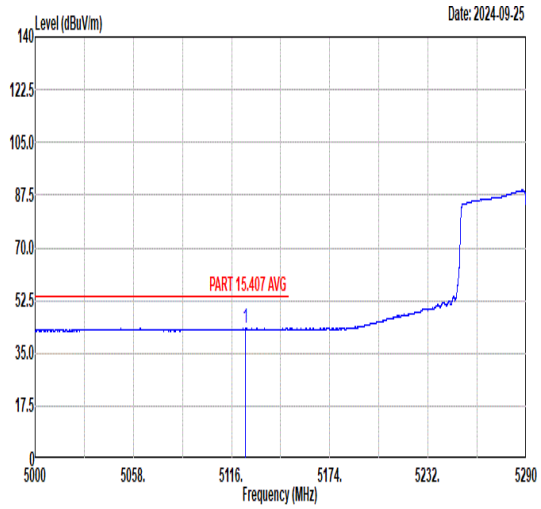 <br>Freq Level Limit Line Margin (dB) Read Level Ant Factor Cable Loss Preamp Factor APos TPos Remark<br>MHz dBuV/m dBuV/m dBuV dB/m dB dB cm deg<br>1 5124.27 43.22 54.00 -10.78 28.99 34.88 11.10 31.75 133 349 AVERAGE | 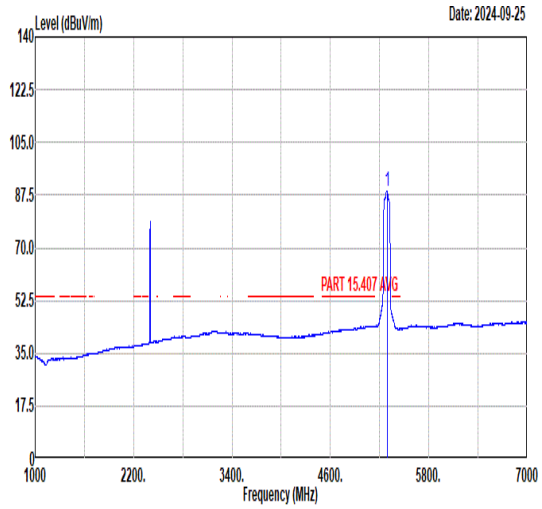 <br>Freq Level Limit Line Margin (dB) Read Level Ant Factor Cable Loss Preamp Factor APos TPos Remark<br>MHz dBuV/m dBuV/m dBuV dB/m dB dB cm deg<br>1 5290.00 88.90 ------ ------ 75.00 34.84 11.00 31.94 133 349 AVERAGE |

**Remark:** In co-location mode, the signals exceeding the limit are all the fundamental frequency which can be ignored.

| Mode | 45 | |
|---|---|---|
| | Band Edge - R | |
| | CO-TX U-NII-2A_5.25-5.35_802.11ac VHT80_CH58_5290MHz+2400-2483.5_Bluetooth-LE_CH01_2404MHz | |
| ANT | 5 | |
| Pol. | Horizontal | Fundamental |
| Peak | 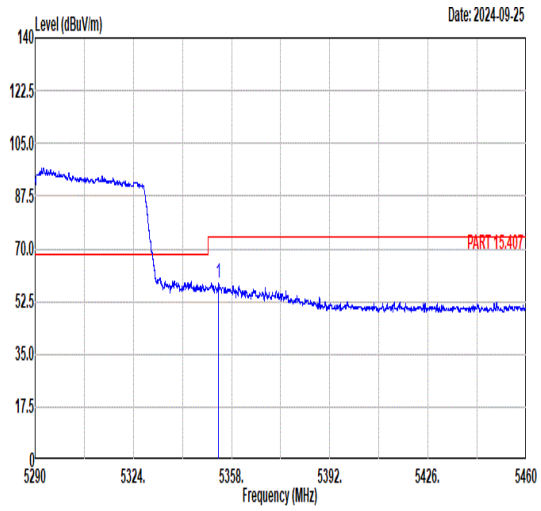 <br>Freq Level Limit Line Margin (dB) Read Level Ant Factor Cable Loss Preamp Factor APos TPos Remark<br>MHz dBuV/m dBuV/m dBuV dB/m dB dB cm deg<br>1 5353.51 58.75 74.00 -15.25 45.01 34.83 10.94 32.03 133 349 PEAK | Blank |
| Avg | 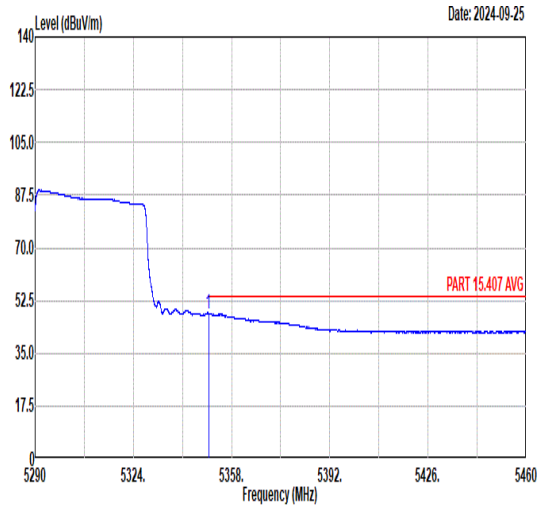 <br>Freq Level Limit Line Margin (dB) Read Level Ant Factor Cable Loss Preamp Factor APos TPos Remark<br>MHz dBuV/m dBuV/m dBuV dB/m dB dB cm deg<br>1 5350.01 48.30 54.00 -5.70 34.56 34.83 10.94 32.03 133 349 AVERAGE | Blank |

| Mode | 45 | |
|---|---|---|
| | Band Edge - L | |
| | CO-TX U-NII-2A_5.25-5.35_802.11ac VHT80_CH58_5290MHz+2400-2483.5_Bluetooth-LE_CH01_2404MHz | |
| ANT | 5 | |
| Pol. | Vertical | Fundamental |
| Peak | 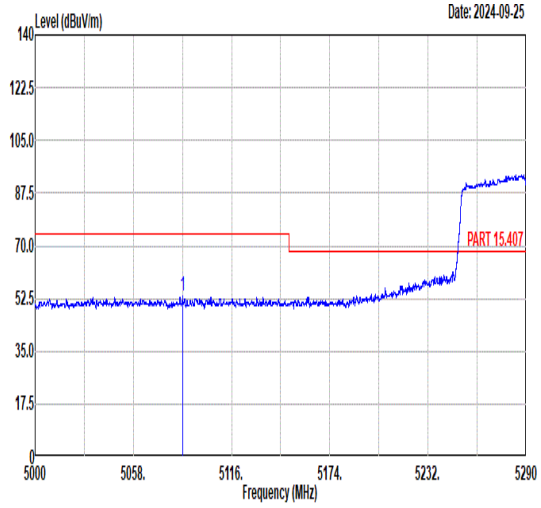 <br>Freq Level Limit Line Margin (dB) Read Level Ant Factor Cable Loss Preamp Factor APos TPos Remark<br>MHz dBuV/m dBuV/m dBuV dB/m dB dB cm deg<br>1 5087.15 53.13 74.00 -20.87 38.83 34.88 11.12 31.70 217 75 PEAK | 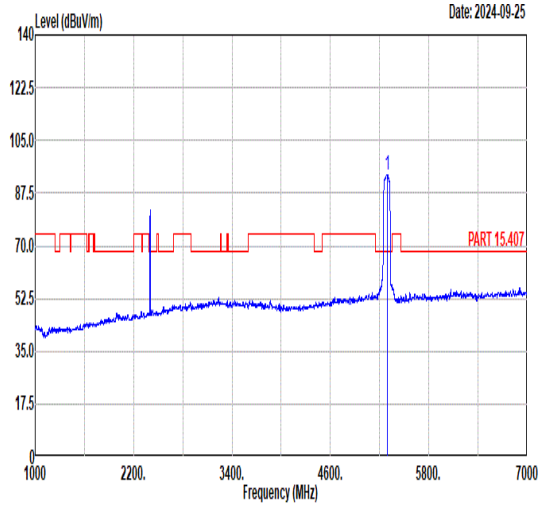 <br>Freq Level Limit Line Margin (dB) Read Level Ant Factor Cable Loss Preamp Factor APos TPos Remark<br>MHz dBuV/m dBuV/m dBuV dB/m dB dB cm deg<br>1 5290.00 93.73 ------ ------ 79.85 34.84 10.99 31.95 217 75 PEAK |
| Avg | 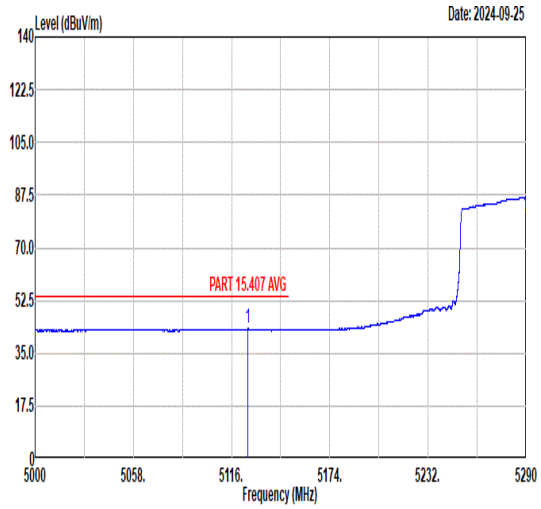 <br>Freq Level Limit Line Margin (dB) Read Level Ant Factor Cable Loss Preamp Factor APos TPos Remark<br>MHz dBuV/m dBuV/m dBuV dB/m dB dB cm deg<br>1 5125.72 43.12 54.00 -10.88 28.90 34.87 11.10 31.75 217 75 AVERAGE | 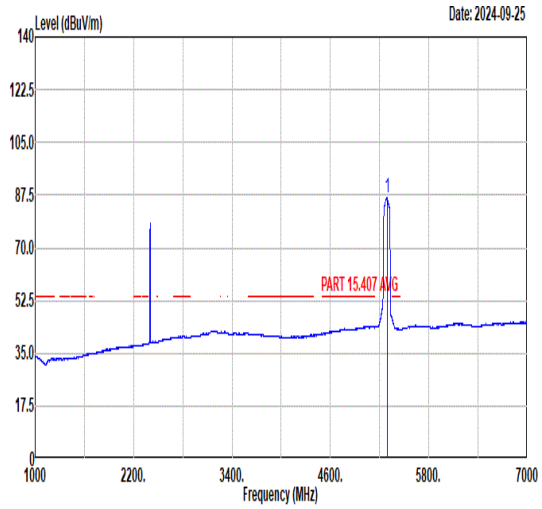 <br>Freq Level Limit Line Margin (dB) Read Level Ant Factor Cable Loss Preamp Factor APos TPos Remark<br>MHz dBuV/m dBuV/m dBuV dB/m dB dB cm deg<br>1 5290.00 86.80 ------ ------ 72.92 34.84 10.99 31.95 217 75 AVERAGE |

**Remark:** In co-location mode, the signals exceeding the limit are all the fundamental frequency which can be ignored.

| Mode | 45 | |
|---|---|---|
| | Band Edge - R | |
| | CO-TX U-NII-2A_5.25-5.35_802.11ac VHT80_CH58_5290MHz+2400-2483.5_Bluetooth-LE_CH01_2404MHz | |
| ANT | 5 | |
| Pol. | Vertical | Fundamental |
| Peak | 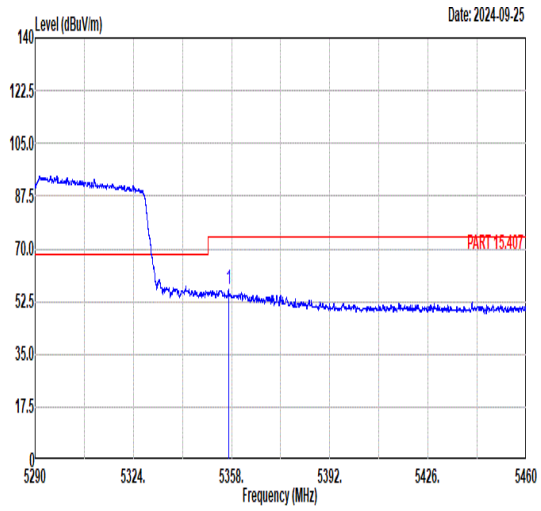 <br>Freq Level Limit Line Margin (dB) Read Level Ant Factor Cable Loss Preamp Factor APos TPos Remark<br>MHz dBuV/m dBuV/m dBuV dB/m dB dB cm deg<br>1 5356.90 56.67 74.00 -17.33 42.94 34.83 10.94 32.04 217 75 PEAK | Blank |
| Avg | 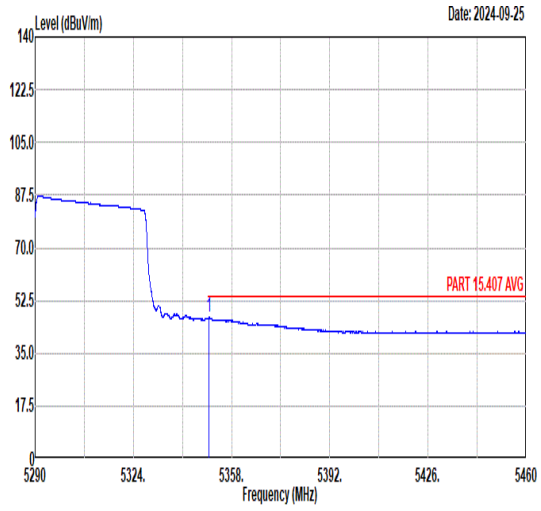 <br>Freq Level Limit Line Margin (dB) Read Level Ant Factor Cable Loss Preamp Factor APos TPos Remark<br>MHz dBuV/m dBuV/m dBuV dB/m dB dB cm deg<br>1 5350.27 47.00 54.00 -7.00 33.26 34.83 10.94 32.03 217 75 AVERAGE | Blank |

| Mode | 45 | |
|---|---|---|
| | Band Edge | |
| | CO-TX U-NII-2A_5.25-5.35_802.11ac VHT80_CH58_5290MHz+2400-2483.5_Bluetooth-LE_CH01_2404MHz | |
| ANT | 5 | |
| Pol. | Horizontal | Fundamental |
| Peak | 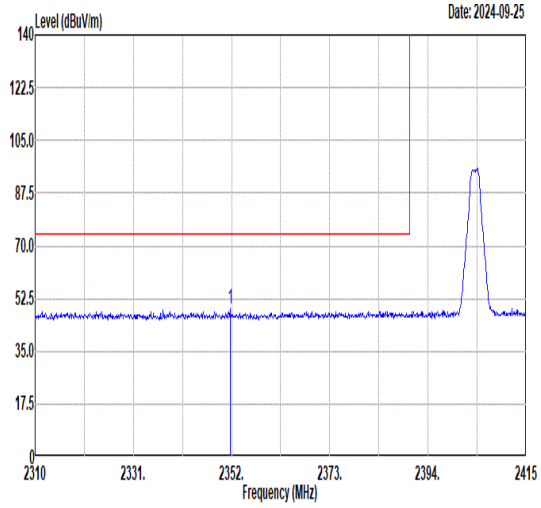 <br>Freq Level Limit Line Margin (dB) Read Level Ant Factor Cable Loss Preamp Factor APos TPos Remark<br>MHz dBuV/m dBuV/m dBuV dB/m dB dB cm deg<br>1 2351.69 48.90 74.00 -25.10 41.15 32.17 7.65 32.07 366 320 PEAK | 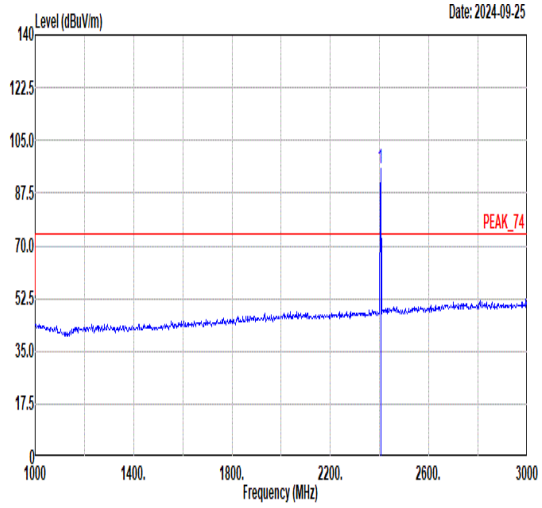 <br>Freq Level Limit Line Margin (dB) Read Level Ant Factor Cable Loss Preamp Factor APos TPos Remark<br>MHz dBuV/m dBuV/m dBuV dB/m dB dB cm deg<br>1 2404.00 95.65 ------ ------ 87.64 32.29 7.80 32.08 366 320 PEAK |
| Avg | 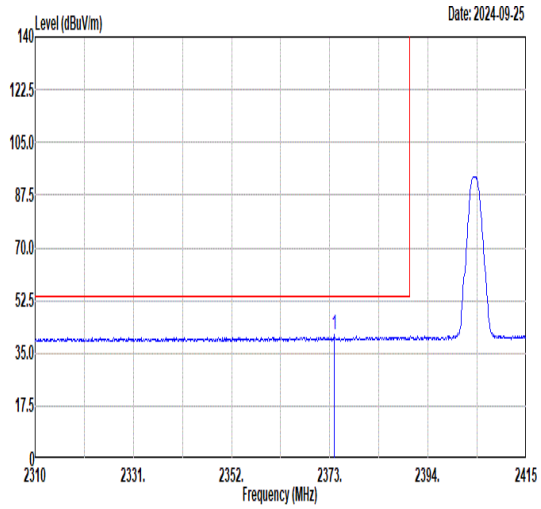 <br>Freq Level Limit Line Margin (dB) Read Level Ant Factor Cable Loss Preamp Factor APos TPos Remark<br>MHz dBuV/m dBuV/m dBuV dB/m dB dB cm deg<br>1 2373.95 41.11 54.00 -12.89 33.24 32.22 7.72 32.07 366 320 AVERAGE | 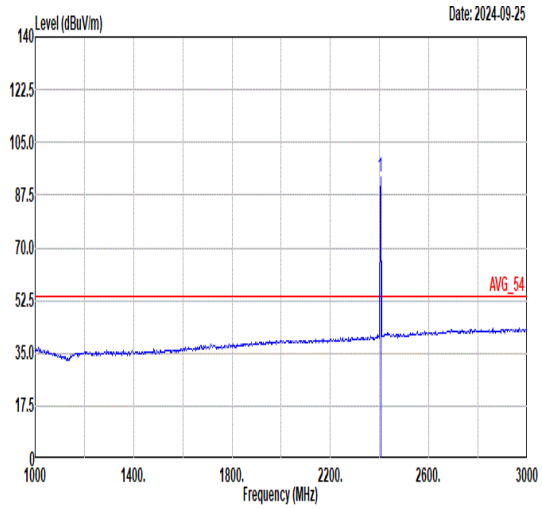 <br>Freq Level Limit Line Margin (dB) Read Level Ant Factor Cable Loss Preamp Factor APos TPos Remark<br>MHz dBuV/m dBuV/m dBuV dB/m dB dB cm deg<br>1 2404.00 93.63 ------ ------ 85.62 32.29 7.80 32.08 366 320 AVERAGE |

| Mode | 45 | |
|---|---|---|
| | Band Edge | |
| | CO-TX U-NII-2A_5.25-5.35_802.11ac VHT80_CH58_5290MHz+2400-2483.5_Bluetooth-LE_CH01_2404MHz | |
| ANT | 5 | |
| Pol. | Vertical | Fundamental |
| Peak | 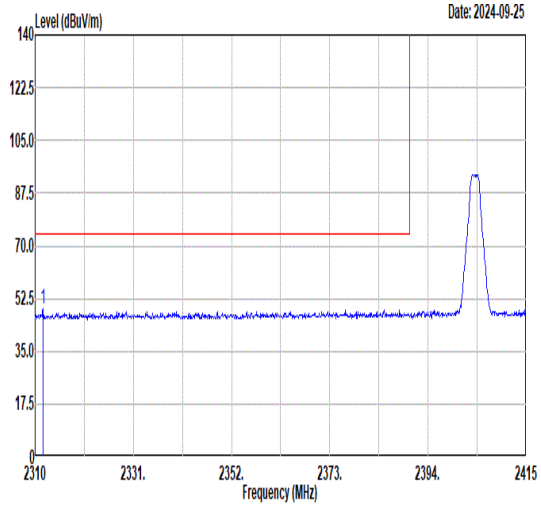 <br>Freq Level Limit Line Margin (dB) Read Level Ant Factor Cable Loss Preamp Factor APos TPos Remark<br>MHz dBuV/m dBuV/m dBuV dB/m dB dB cm deg<br>1 2311.68 49.06 74.00 -24.94 41.49 32.09 7.54 32.06 400 273 PEAK | 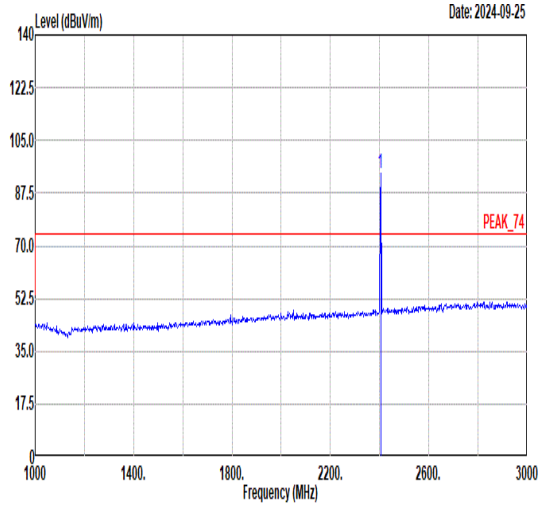 <br>Freq Level Limit Line Margin (dB) Read Level Ant Factor Cable Loss Preamp Factor APos TPos Remark<br>MHz dBuV/m dBuV/m dBuV dB/m dB dB cm deg<br>1 2404.00 94.01 ------ ------ 86.00 32.29 7.80 32.08 400 273 PEAK |
| Avg | 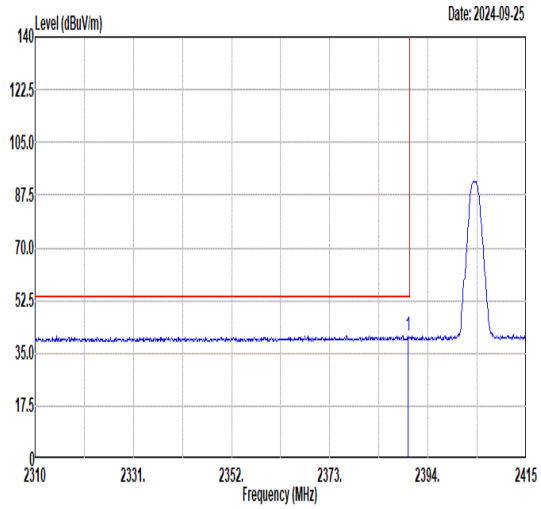 <br>Freq Level Limit Line Margin (dB) Read Level Ant Factor Cable Loss Preamp Factor APos TPos Remark<br>MHz dBuV/m dBuV/m dBuV dB/m dB dB cm deg<br>1 2389.70 40.65 54.00 -13.35 32.71 32.26 7.76 32.08 400 273 AVERAGE | 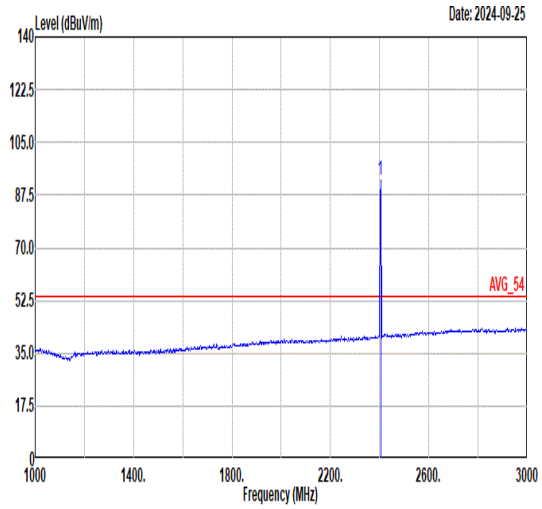 <br>Freq Level Limit Line Margin (dB) Read Level Ant Factor Cable Loss Preamp Factor APos TPos Remark<br>MHz dBuV/m dBuV/m dBuV dB/m dB dB cm deg<br>1 2404.00 92.21 ------ ------ 84.20 32.29 7.80 32.08 400 273 AVERAGE |

| Mode | 45 | |
|---|---|---|
| | Harmonic | |
| | CO-TX U-NII-2A_5.25-5.35_802.11ac VHT80_CH58_5290MHz+2400-2483.5_Bluetooth-LE_CH01_2404MHz | |
| ANT | 5 | |
| Pol. | Horizontal | Vertical |
| Peak<br>Avg | 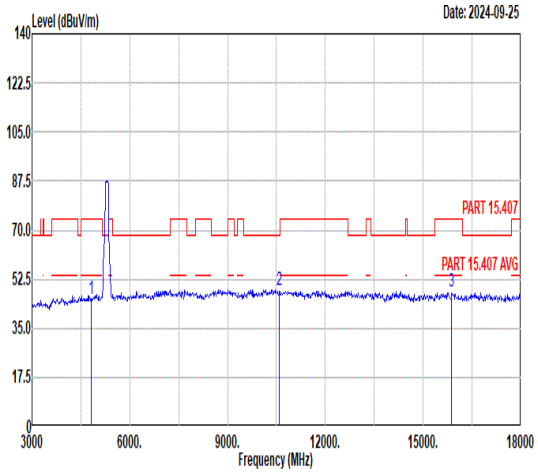 <br><br>Freq Level Limit Line Margin Read Level Ant Factor Cable Loss Preamp Factor APos TPos Remark<br>MHz dBuV/m dBuV/m dB dBuV dB/m dB dB cm deg<br>1 4808.00 45.18 74.00 -28.82 50.87 34.82 11.07 51.58 --- --- Peak<br>2 10580.00 48.70 68.30 -19.60 45.73 39.48 14.29 50.80 --- --- Peak<br>3 15870.00 47.86 74.00 -26.14 40.43 42.02 17.11 51.70 --- --- Peak | 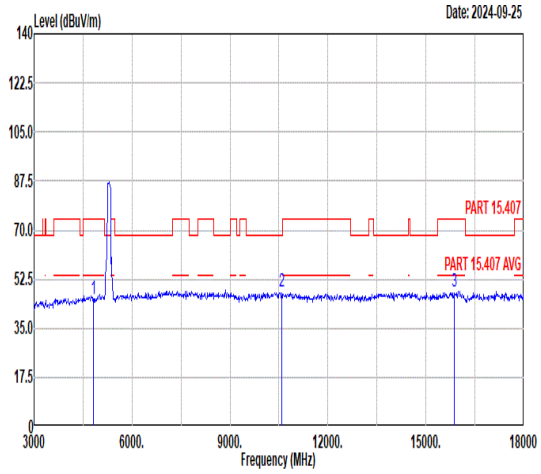 <br><br>Freq Level Limit Line Margin Read Level Ant Factor Cable Loss Preamp Factor APos TPos Remark<br>MHz dBuV/m dBuV/m dB dBuV dB/m dB dB cm deg<br>1 4808.00 45.30 74.00 -28.70 50.99 34.82 11.07 51.58 --- --- Peak<br>2 10580.00 47.89 68.30 -20.41 44.92 39.48 14.29 50.80 --- --- Peak<br>3 15870.00 47.91 74.00 -26.09 40.48 42.02 17.11 51.70 --- --- Peak |

**Remark:** In co-location mode, the signals exceeding the limit are all the fundamental frequency which can be ignored.

| Mode | 46 | |
|---|---|---|
| | Band Edge - L | |
| | U-NII-2A_5.25-5.35_802.11ac VHT80_CH58_5290MHz | |
| ANT | 5 | |
| Pol. | Horizontal | Fundamental |
| Peak | 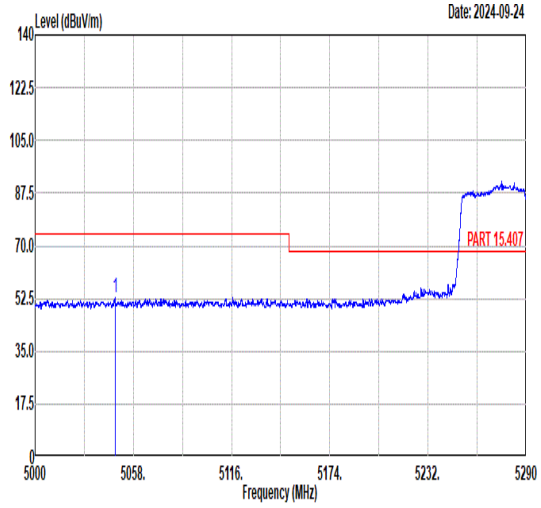 <br>Freq Level Limit Line Margin Read Level Ant Factor Cable Loss Preamp Factor APos TPos Remark<br>MHz dBuV/m dBuV/m dB dBuV dB/m dB dB cm deg<br>1 5047.15 52.79 74.00 -21.21 38.41 34.89 11.14 31.65 400 10 PEAK | 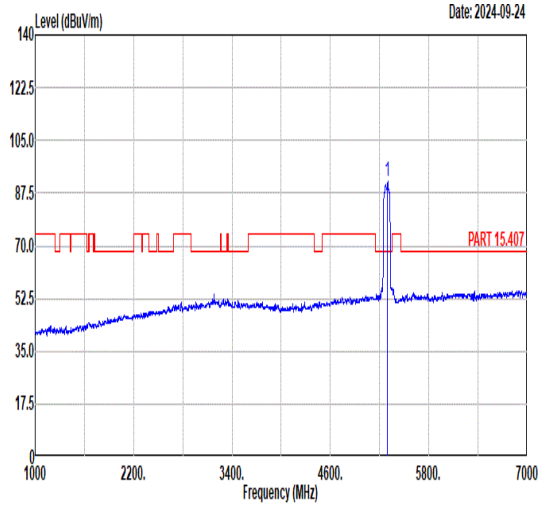 <br>Freq Level Limit Line Margin Read Level Ant Factor Cable Loss Preamp Factor APos TPos Remark<br>MHz dBuV/m dBuV/m dB dBuV dB/m dB dB cm deg<br>1 5290.00 91.31 ------ ------ 77.46 34.84 10.98 31.97 400 10 PEAK |
| Avg | 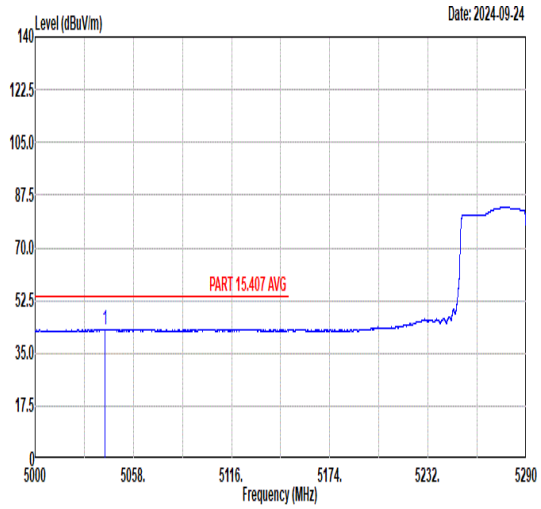 <br>Freq Level Limit Line Margin Read Level Ant Factor Cable Loss Preamp Factor APos TPos Remark<br>MHz dBuV/m dBuV/m dB dBuV dB/m dB dB cm deg<br>1 5041.06 43.02 54.00 -10.98 28.63 34.89 11.15 31.65 400 10 AVERAGE | 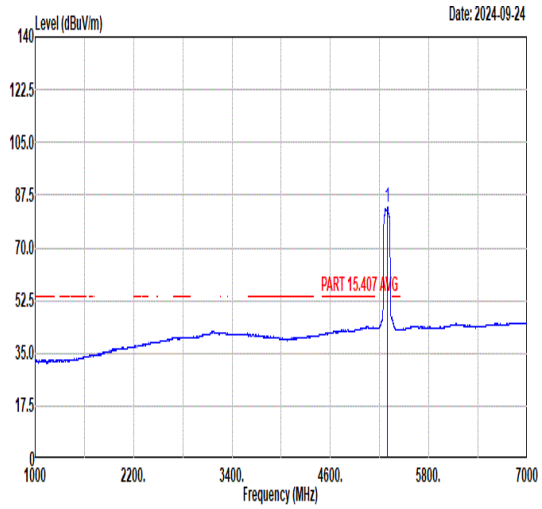 <br>Freq Level Limit Line Margin Read Level Ant Factor Cable Loss Preamp Factor APos TPos Remark<br>MHz dBuV/m dBuV/m dB dBuV dB/m dB dB cm deg<br>1 5290.00 83.58 ------ ------ 69.71 34.84 10.99 31.96 400 10 AVERAGE |

| Mode | 46 | |
|---|---|---|
| | Band Edge - R | |
| | U-NII-2A_5.25-5.35_802.11ac VHT80_CH58_5290MHz | |
| ANT | 5 | |
| Pol. | Horizontal | Fundamental |
| Peak | 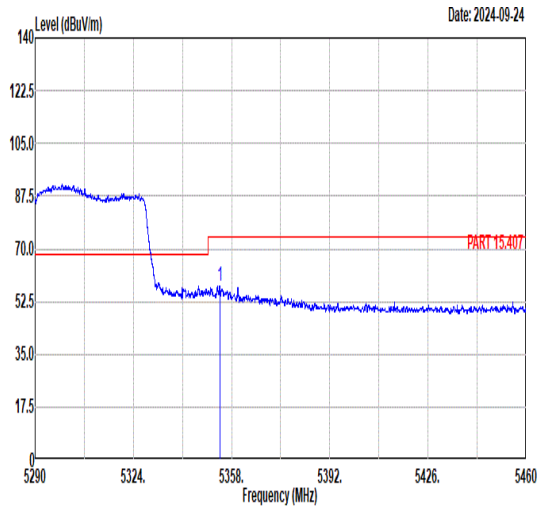 <br>Freq Level Limit Line Margin Read Level Ant Factor Cable Loss Preamp Factor APos TPos Remark<br>MHz dBuV/m dBuV/m dB dBuV dB/m dB dB cm deg<br>1 5354.01 57.81 74.00 -16.19 44.07 34.83 10.94 32.03 400 10 PEAK | Blank |
| Avg | 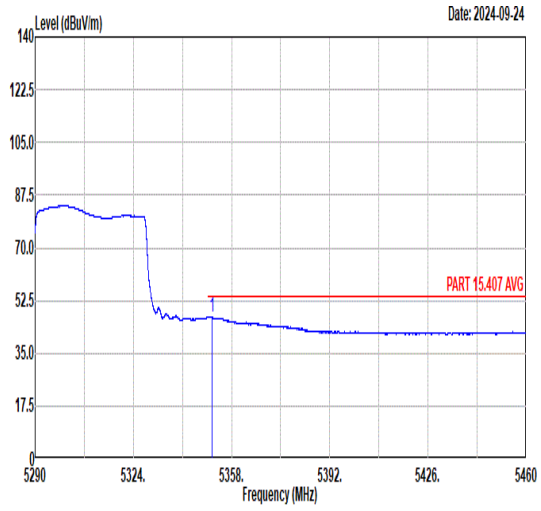 <br>Freq Level Limit Line Margin Read Level Ant Factor Cable Loss Preamp Factor APos TPos Remark<br>MHz dBuV/m dBuV/m dB dBuV dB/m dB dB cm deg<br>1 5351.30 47.00 54.00 -7.00 33.26 34.83 10.94 32.03 400 10 AVERAGE | Blank |

| Mode | 46 | |
|---|---|---|
| | Band Edge - L | |
| | U-NII-2A_5.25-5.35_802.11ac VHT80_CH58_5290MHz | |
| ANT | 5 | |
| Pol. | Vertical | Fundamental |
| Peak | 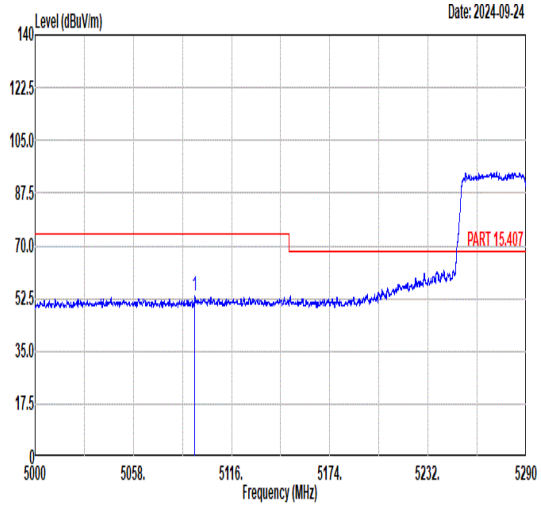 <br>Freq Level Limit Line Margin Read Level Ant Factor Cable Loss Preamp Factor APos TPos Remark<br>MHz dBuV/m dBuV/m dB dBuV dB/m dB dB cm deg<br>1 5094.13 53.12 74.00 -20.88 38.83 34.88 11.12 31.71 399 329 PEAK | 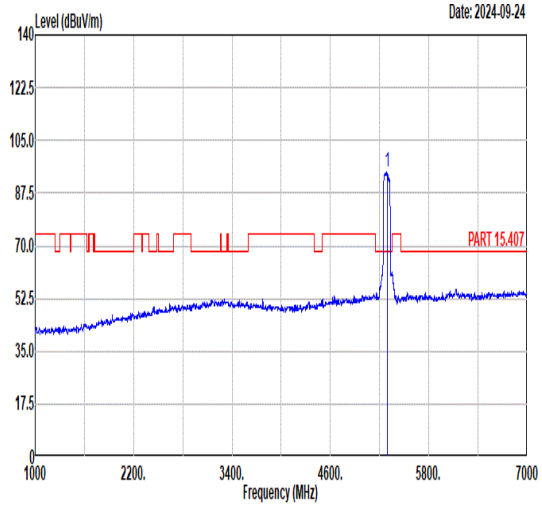 <br>Freq Level Limit Line Margin Read Level Ant Factor Cable Loss Preamp Factor APos TPos Remark<br>MHz dBuV/m dBuV/m dB dBuV dB/m dB dB cm deg<br>1 5290.00 94.34 ------ ------ 80.46 34.84 10.99 31.95 399 329 PEAK |
| Avg | 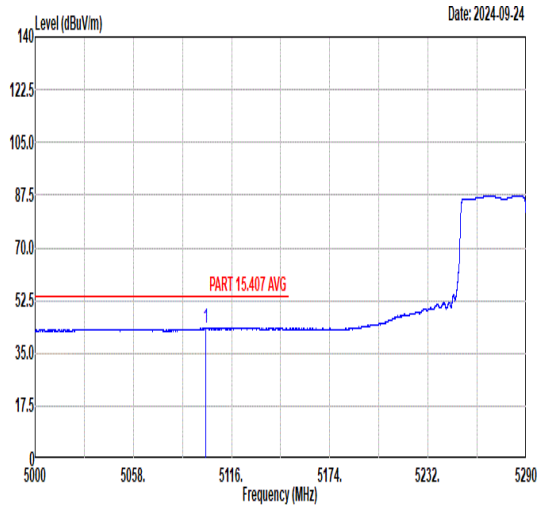 <br>Freq Level Limit Line Margin Read Level Ant Factor Cable Loss Preamp Factor APos TPos Remark<br>MHz dBuV/m dBuV/m dB dBuV dB/m dB dB cm deg<br>1 5100.80 43.54 54.00 -10.46 29.27 34.88 11.11 31.72 399 329 AVERAGE | 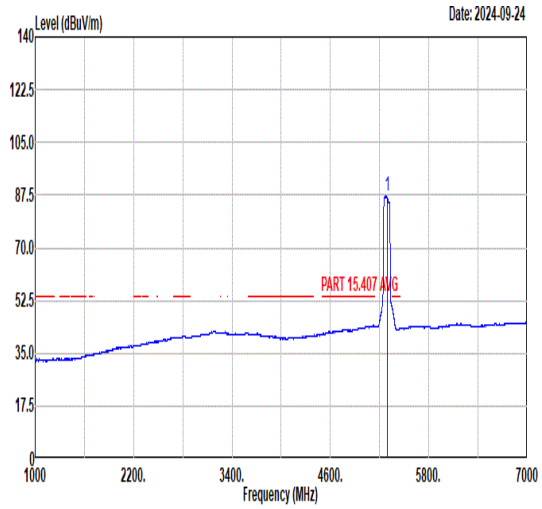 <br>Freq Level Limit Line Margin Read Level Ant Factor Cable Loss Preamp Factor APos TPos Remark<br>MHz dBuV/m dBuV/m dB dBuV dB/m dB dB cm deg<br>1 5290.00 87.10 ------ ------ 73.20 34.84 11.00 31.94 399 329 AVERAGE |

| Mode | 46 | |
|---|---|---|
| | Band Edge - R | |
| | U-NII-2A_5.25-5.35_802.11ac VHT80_CH58_5290MHz | |
| ANT | 5 | |
| Pol. | Vertical | Fundamental |
| Peak | 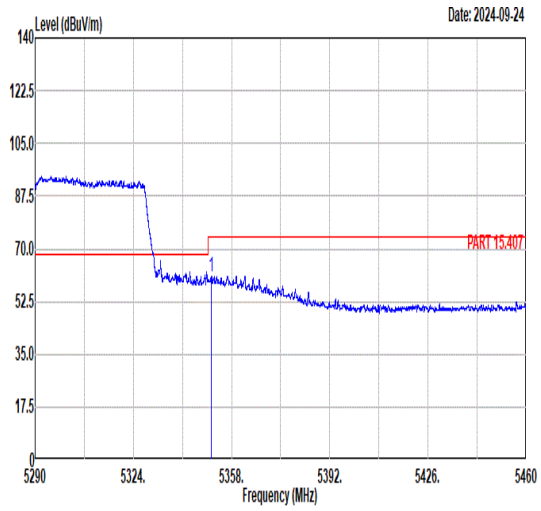 <br>Freq Level Limit Line Margin Read Level Ant Factor Cable Loss Preamp Factor APos TPos Remark<br>MHz dBuV/m dBuV/m dB dBuV dB/m dB dB cm deg<br>1 5350.96 61.00 74.00 -13.00 47.26 34.83 10.94 32.03 399 329 PEAK | Blank |
| Avg | 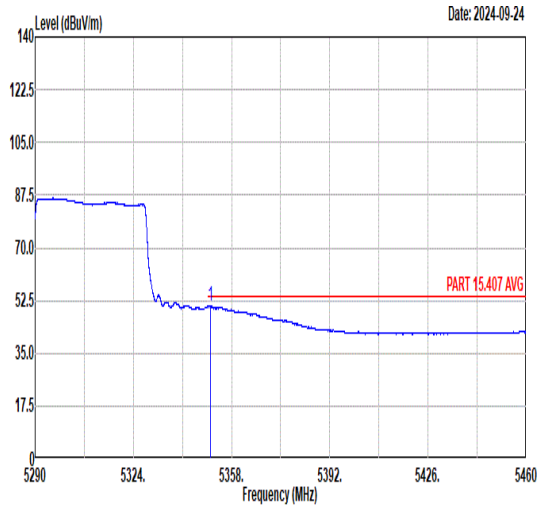 <br>Freq Level Limit Line Margin Read Level Ant Factor Cable Loss Preamp Factor APos TPos Remark<br>MHz dBuV/m dBuV/m dB dBuV dB/m dB dB cm deg<br>1 5350.62 50.77 54.00 -3.23 37.03 34.83 10.94 32.03 399 329 AVERAGE | Blank |

| Mode | 46 | |
|---|---|---|
| | Harmonic | |
| | U-NII-2A_5.25-5.35_802.11ac VHT80_CH58_5290MHz | |
| ANT | 5 | |
| Pol. | Horizontal | Vertical |
| Peak<br>Avg | 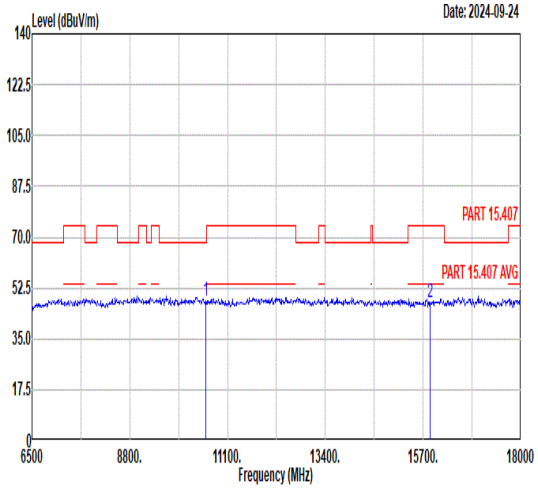 <br><br>Freq Level Limit Line Margin Read Level Ant Factor Cable Loss Preamp Factor APos TPos Remark<br>MHz dBuV/m dBuV/m dB dBuV dB/m dB dB cm deg<br>1 10580.00 48.14 68.30 -20.16 45.17 39.48 14.29 50.80 --- --- Peak<br>2 15870.00 47.40 74.00 -26.60 39.97 42.02 17.11 51.70 --- --- Peak | 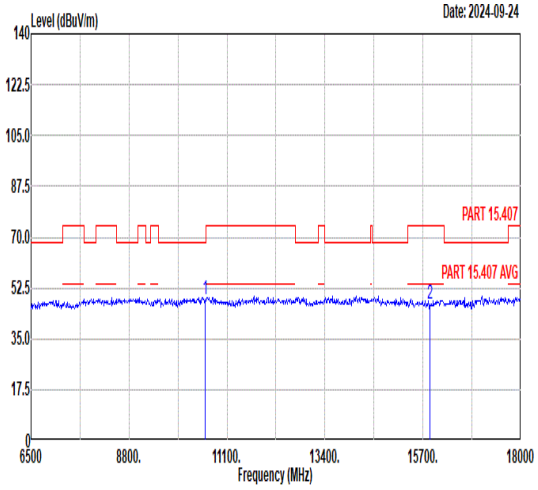 <br><br>Freq Level Limit Line Margin Read Level Ant Factor Cable Loss Preamp Factor APos TPos Remark<br>MHz dBuV/m dBuV/m dB dBuV dB/m dB dB cm deg<br>1 10580.00 48.70 68.30 -19.60 45.73 39.48 14.29 50.80 --- --- Peak<br>2 15870.00 47.11 74.00 -26.89 39.68 42.02 17.11 51.70 --- --- Peak |

| Mode | 47 | |
|---|---|---|
| | Band Edge - L | |
| | U-NII-2A_5.25-5.35_802.11ac VHT80_CH58_5290MHz | |
| ANT | 5 | |
| Pol. | Horizontal | Fundamental |
| Peak | 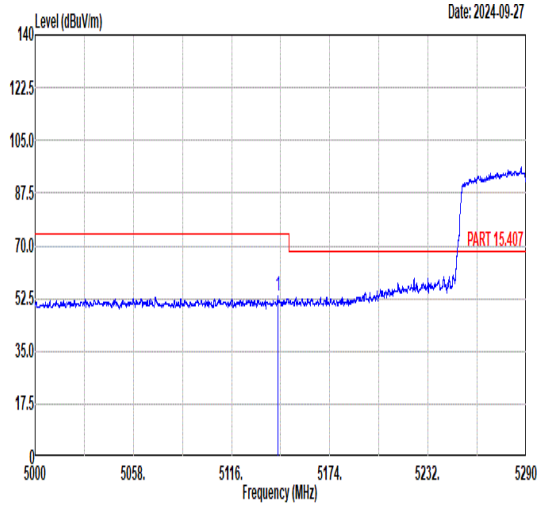 <br>Freq Level Limit Line Margin (dB) Read Level Ant Factor Cable Loss Preamp Factor APos TPos Remark<br>MHz dBuV/m dBuV/m dBuV dB/m dB dB cm deg<br>1 5143.43 53.16 74.00 -20.84 38.97 34.87 11.09 31.77 319 18 PEAK | 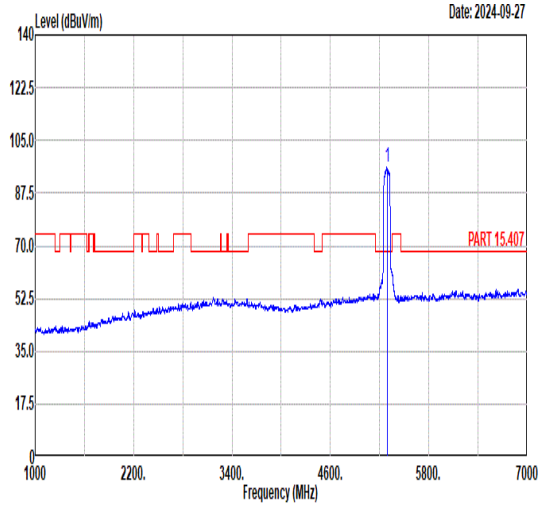 <br>Freq Level Limit Line Margin (dB) Read Level Ant Factor Cable Loss Preamp Factor APos TPos Remark<br>MHz dBuV/m dBuV/m dBuV dB/m dB dB cm deg<br>1 5290.00 96.00 ------ ------ 82.12 34.84 10.99 31.95 319 18 PEAK |
| Avg | 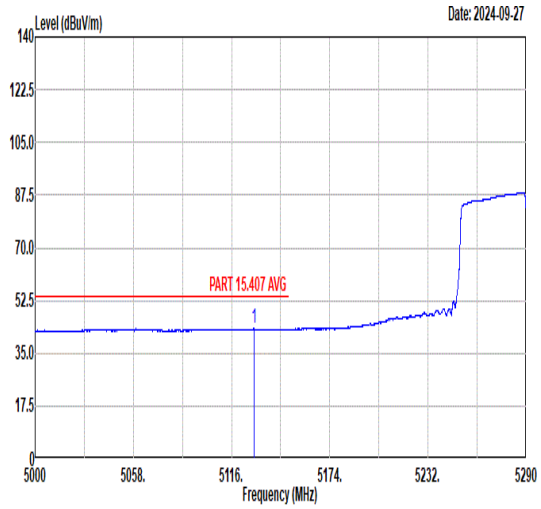 <br>Freq Level Limit Line Margin (dB) Read Level Ant Factor Cable Loss Preamp Factor APos TPos Remark<br>MHz dBuV/m dBuV/m dBuV dB/m dB dB cm deg<br>1 5129.22 43.20 54.00 -10.80 28.99 34.87 11.10 31.76 319 18 AVERAGE | 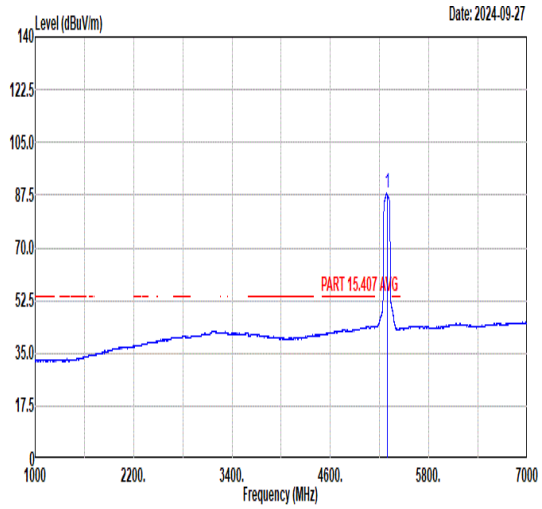 <br>Freq Level Limit Line Margin (dB) Read Level Ant Factor Cable Loss Preamp Factor APos TPos Remark<br>MHz dBuV/m dBuV/m dBuV dB/m dB dB cm deg<br>1 5290.00 87.97 ------ ------ 74.09 34.84 10.99 31.95 319 18 AVERAGE |

| Mode | 47 | |
|---|---|---|
| | Band Edge - R | |
| | U-NII-2A_5.25-5.35_802.11ac VHT80_CH58_5290MHz | |
| ANT | 5 | |
| Pol. | Horizontal | Fundamental |
| Peak | 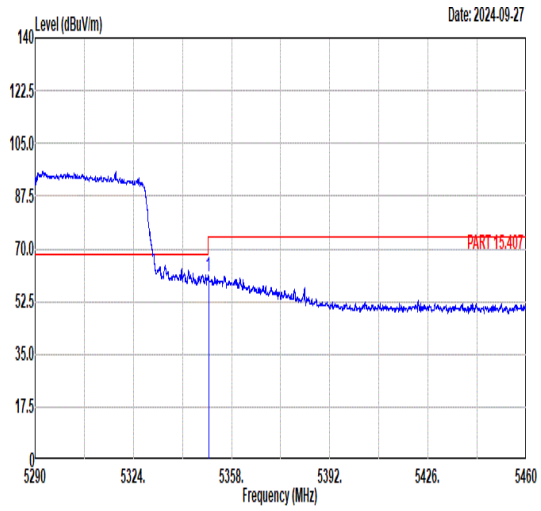 <br>Freq Level Limit Line Margin (dB) Read Level Ant Factor Cable Loss Preamp Factor APos TPos Remark<br>MHz dBuV/m dBuV/m dBuV dB/m dB dB cm deg<br>1 5350.01 60.86 74.00 -13.14 47.12 34.83 10.94 32.03 319 18 PEAK | Blank |
| Avg | 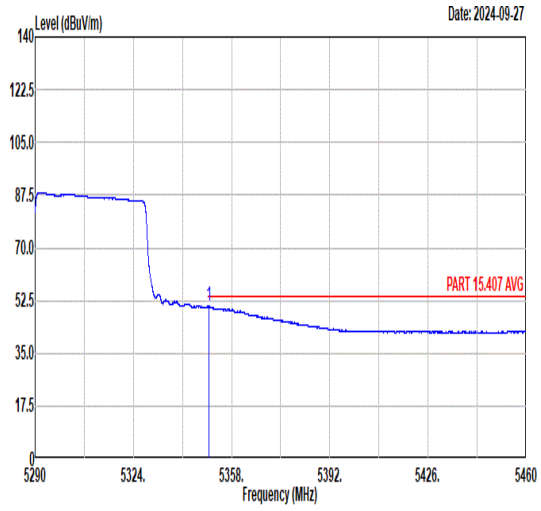 <br>Freq Level Limit Line Margin (dB) Read Level Ant Factor Cable Loss Preamp Factor APos TPos Remark<br>MHz dBuV/m dBuV/m dBuV dB/m dB dB cm deg<br>1 5350.10 50.61 54.00 -3.39 36.87 34.83 10.94 32.03 319 18 AVERAGE | Blank |

| Mode | 47 | |
|---|---|---|
| | Band Edge - L | |
| | U-NII-2A_5.25-5.35_802.11ac VHT80_CH58_5290MHz | |
| ANT | 5 | |
| Pol. | Vertical | Fundamental |
| Peak | 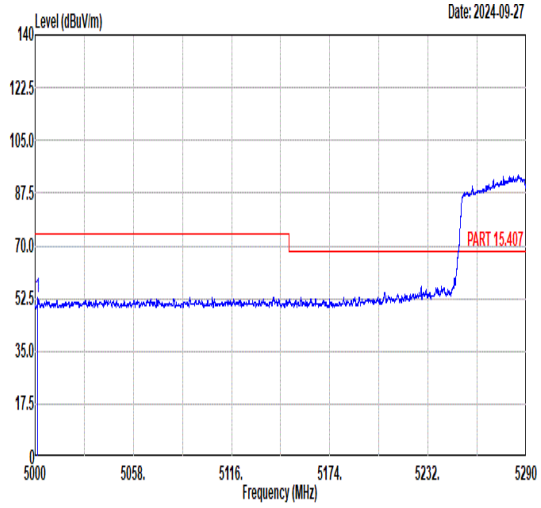 <br>Freq Level Limit Line Margin (dB) Read Level Ant Factor Cable Loss Preamp Factor APos TPos Remark<br>MHz dBuV/m dBuV/m dBuV dB/m dB dB cm deg<br>1 5001.60 52.95 74.00 -21.05 38.50 34.90 11.15 31.60 307 58 PEAK | 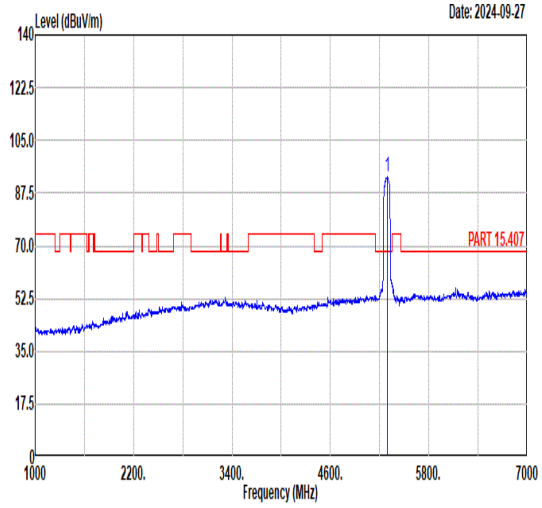 <br>Freq Level Limit Line Margin (dB) Read Level Ant Factor Cable Loss Preamp Factor APos TPos Remark<br>MHz dBuV/m dBuV/m dBuV dB/m dB dB cm deg<br>1 5290.00 92.98 ------ ------ 79.11 34.84 10.99 31.96 307 58 PEAK |
| Avg | 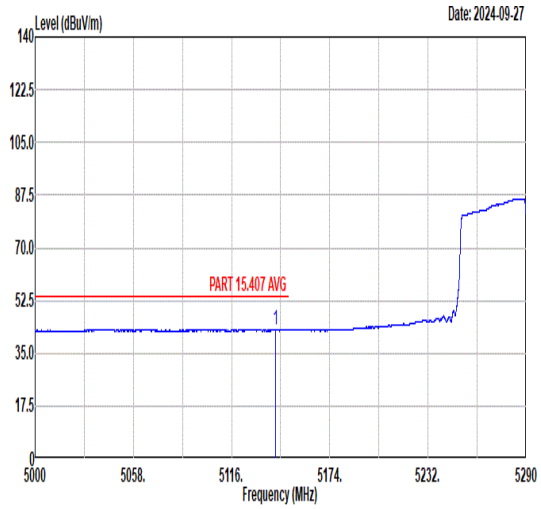 <br>Freq Level Limit Line Margin (dB) Read Level Ant Factor Cable Loss Preamp Factor APos TPos Remark<br>MHz dBuV/m dBuV/m dBuV dB/m dB dB cm deg<br>1 5141.98 42.97 54.00 -11.03 28.78 34.87 11.09 31.77 307 58 AVERAGE | 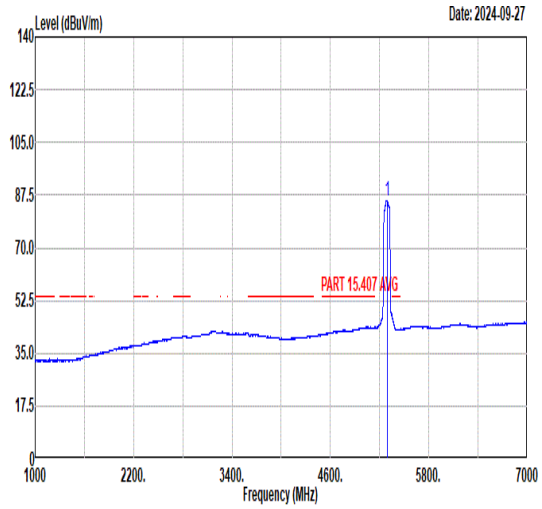 <br>Freq Level Limit Line Margin (dB) Read Level Ant Factor Cable Loss Preamp Factor APos TPos Remark<br>MHz dBuV/m dBuV/m dBuV dB/m dB dB cm deg<br>1 5290.00 85.84 ------ ------ 71.96 34.84 10.99 31.95 307 58 AVERAGE |

| Mode | 47 | |
|---|---|---|
| | Band Edge - R | |
| | U-NII-2A_5.25-5.35_802.11ac VHT80_CH58_5290MHz | |
| ANT | 5 | |
| Pol. | Vertical | Fundamental |
| Peak | 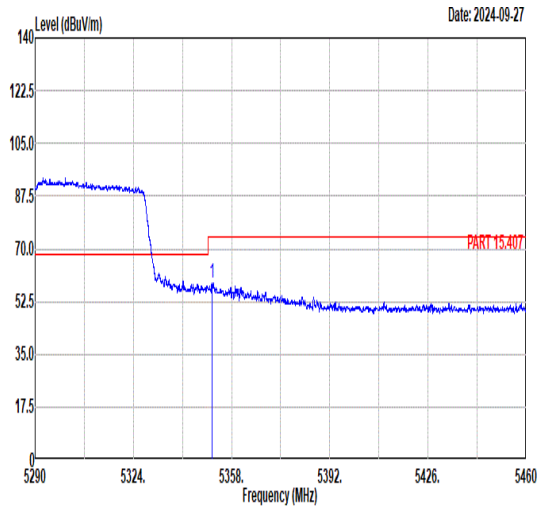 <br>Freq Level Limit Line Margin (dB) Read Level Ant Factor Cable Loss Preamp Factor APos TPos Remark<br>MHz dBuV/m dBuV/m dBuV dB/m dB dB cm deg<br>1 5351.13 58.87 74.00 -15.13 45.13 34.83 10.94 32.03 307 58 PEAK | Blank |
| Avg | 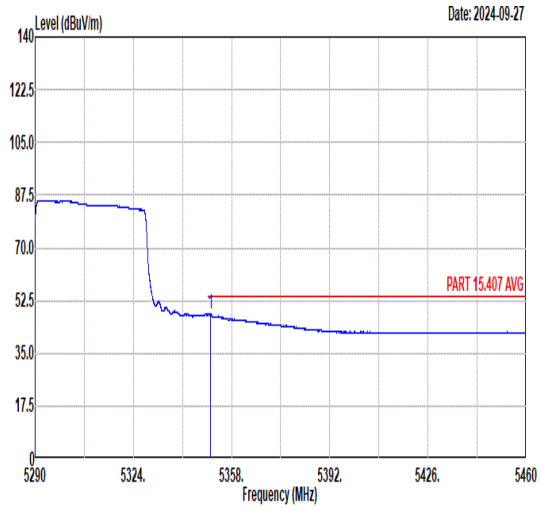 <br>Freq Level Limit Line Margin (dB) Read Level Ant Factor Cable Loss Preamp Factor APos TPos Remark<br>MHz dBuV/m dBuV/m dBuV dB/m dB dB cm deg<br>1 5350.79 48.02 54.00 -5.98 34.28 34.83 10.94 32.03 307 58 AVERAGE | Blank |

| Mode | 47 | |
|---|---|---|
| | Harmonic | |
| | U-NII-2A_5.25-5.35_802.11ac VHT80_CH58_5290MHz | |
| ANT | 5 | |
| Pol. | Horizontal | Vertical |
| Peak<br>Avg | 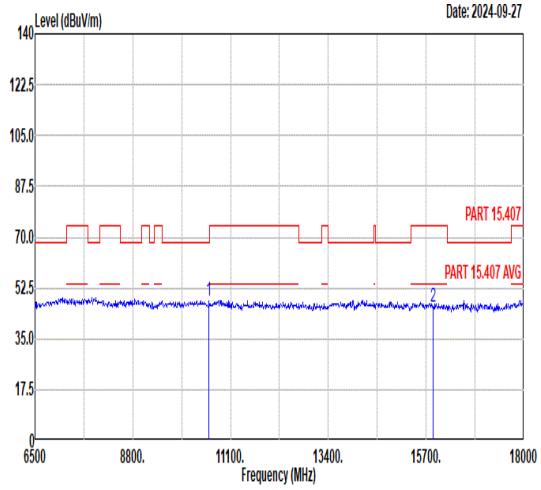 <br><br>Freq Level Limit Line Margin Read Level Ant Factor Cable Loss Preamp Factor APos TPos Remark<br>MHz dBuV/m dBuV/m dB dBuV dB/m dB dB cm deg<br>1 10580.00 47.90 68.30 -20.40 44.93 39.48 14.29 50.80 --- --- Peak<br>2 15870.00 46.13 74.00 -27.87 38.70 42.02 17.11 51.70 --- --- Peak | 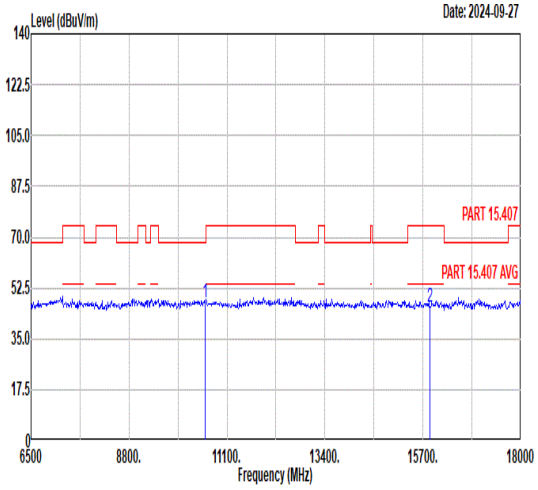 <br><br>Freq Level Limit Line Margin Read Level Ant Factor Cable Loss Preamp Factor APos TPos Remark<br>MHz dBuV/m dBuV/m dB dBuV dB/m dB dB cm deg<br>1 10580.00 47.60 68.30 -20.70 44.63 39.48 14.29 50.80 --- --- Peak<br>2 15870.00 46.23 74.00 -27.77 38.80 42.02 17.11 51.70 --- --- Peak |

| Mode | 48 | |
|---|---|---|
| | Band Edge - L | |
| | U-NII-2A_5.25-5.35_802.11a_CH60_5300MHz | |
| ANT | 5 | |
| Pol. | Horizontal | Fundamental |
| Peak | 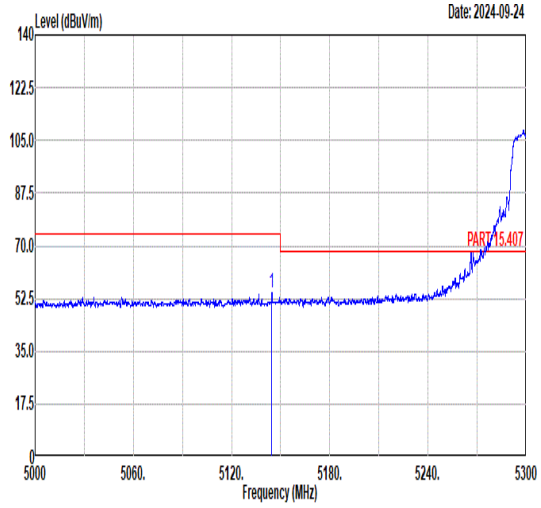 <br>Freq Level Limit Line Margin (dB) Read Level Ant Factor Cable Loss Preamp Factor APos TPos Remark<br>MHz dBuV/m dBuV/m dBuV dB/m dB dB cm deg<br>1 5144.48 54.42 74.00 -19.58 40.23 34.87 11.09 31.77 238 357 PEAK | 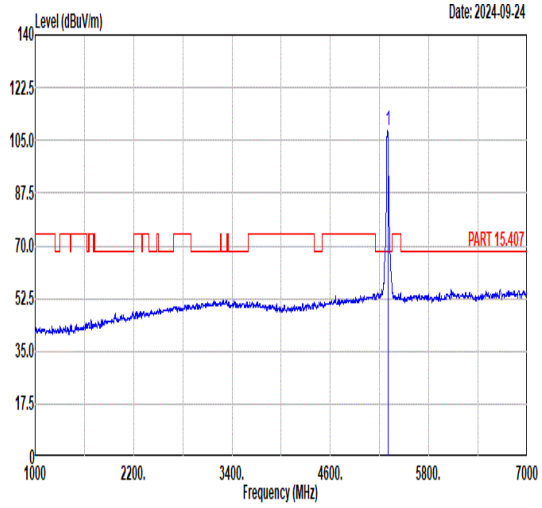 <br>Freq Level Limit Line Margin (dB) Read Level Ant Factor Cable Loss Preamp Factor APos TPos Remark<br>MHz dBuV/m dBuV/m dBuV dB/m dB dB cm deg<br>1 5300.00 108.17 ------ ------ 94.30 34.84 10.99 31.96 238 357 PEAK |
| Avg | 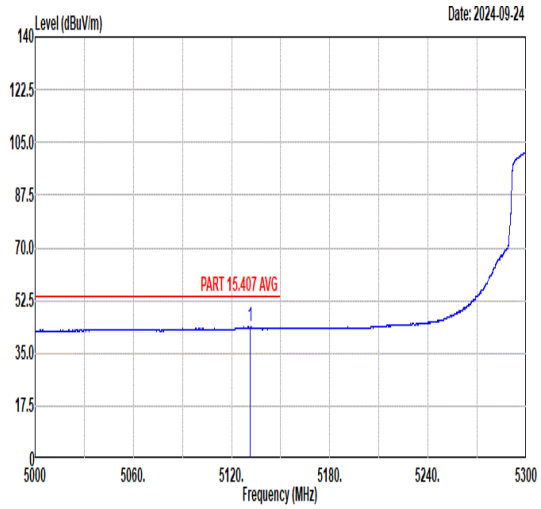 <br>Freq Level Limit Line Margin (dB) Read Level Ant Factor Cable Loss Preamp Factor APos TPos Remark<br>MHz dBuV/m dBuV/m dBuV dB/m dB dB cm deg<br>1 5131.25 43.73 54.00 -10.27 29.52 34.87 11.10 31.76 238 357 AVERAGE | 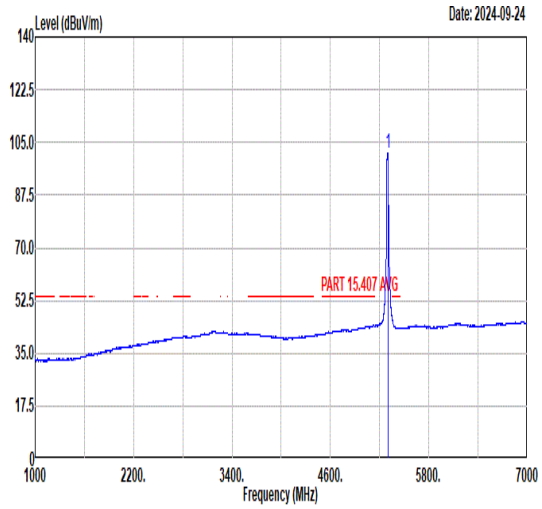 <br>Freq Level Limit Line Margin (dB) Read Level Ant Factor Cable Loss Preamp Factor APos TPos Remark<br>MHz dBuV/m dBuV/m dBuV dB/m dB dB cm deg<br>1 5300.00 101.32 ------ ------ 87.47 34.84 10.98 31.97 238 357 AVERAGE |

| Mode | 48 | |
|---|---|---|
| | Band Edge - R | |
| | U-NII-2A_5.25-5.35_802.11a_CH60_5300MHz | |
| ANT | 5 | |
| Pol. | Horizontal | Fundamental |
| Peak | 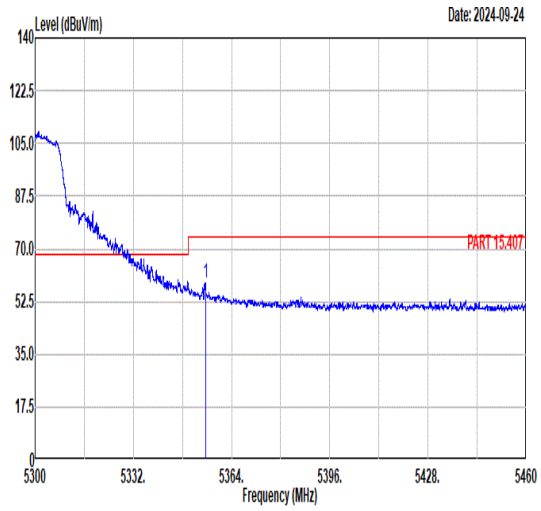 <br>Freq Level Limit Line Margin (dB) Read Level Ant Factor Cable Loss Preamp Factor APos TPos Remark<br>MHz dBuV/m dBuV/m dBuV dB/m dB dB cm deg<br>1 5355.46 58.66 74.00 -15.34 44.93 34.83 10.94 32.04 238 357 PEAK | Blank |
| Avg | 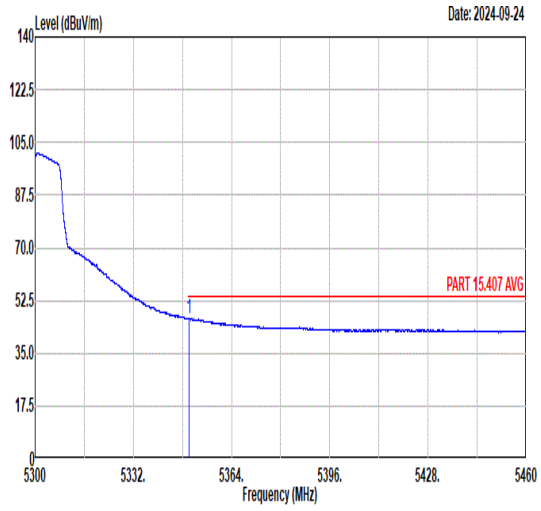 <br>Freq Level Limit Line Margin (dB) Read Level Ant Factor Cable Loss Preamp Factor APos TPos Remark<br>MHz dBuV/m dBuV/m dBuV dB/m dB dB cm deg<br>1 5350.16 46.74 54.00 -7.26 33.00 34.83 10.94 32.03 238 357 AVERAGE | Blank |

| Mode | 48 | |
|---|---|---|
| | Band Edge - L | |
| | U-NII-2A_5.25-5.35_802.11a_CH60_5300MHz | |
| ANT | 5 | |
| Pol. | Vertical | Fundamental |
| Peak | 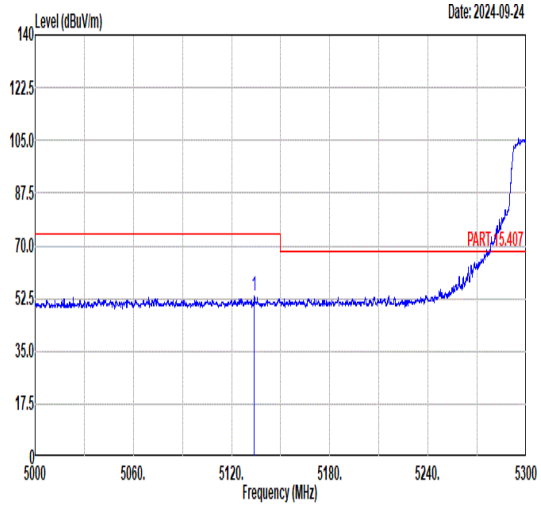 <br>Freq Level Limit Line Margin (dB) Read Level Ant Factor Cable Loss Preamp Factor APos TPos Remark<br>MHz dBuV/m dBuV/m dBuV dB/m dB dB cm deg<br>1 5133.98 53.18 74.00 -20.82 38.98 34.87 11.09 31.76 236 65 PEAK | 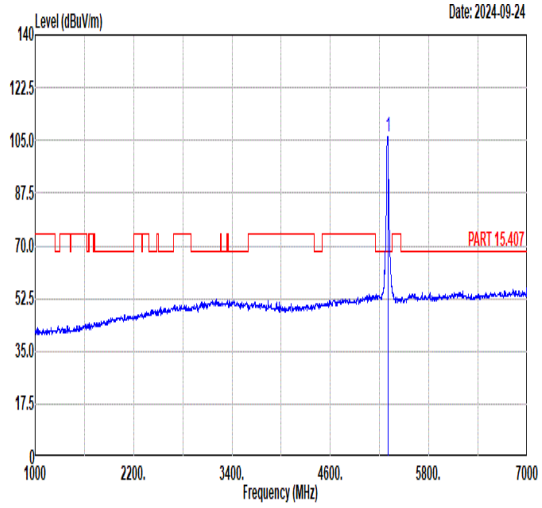 <br>Freq Level Limit Line Margin (dB) Read Level Ant Factor Cable Loss Preamp Factor APos TPos Remark<br>MHz dBuV/m dBuV/m dBuV dB/m dB dB cm deg<br>1 5300.00 106.42 ------ ------ 92.57 34.84 10.98 31.97 236 65 PEAK |
| Avg | 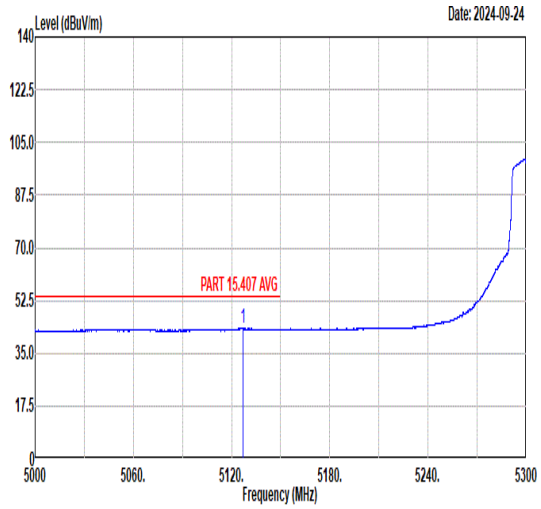 <br>Freq Level Limit Line Margin (dB) Read Level Ant Factor Cable Loss Preamp Factor APos TPos Remark<br>MHz dBuV/m dBuV/m dBuV dB/m dB dB cm deg<br>1 5126.78 43.18 54.00 -10.82 28.96 34.87 11.10 31.75 236 65 AVERAGE | 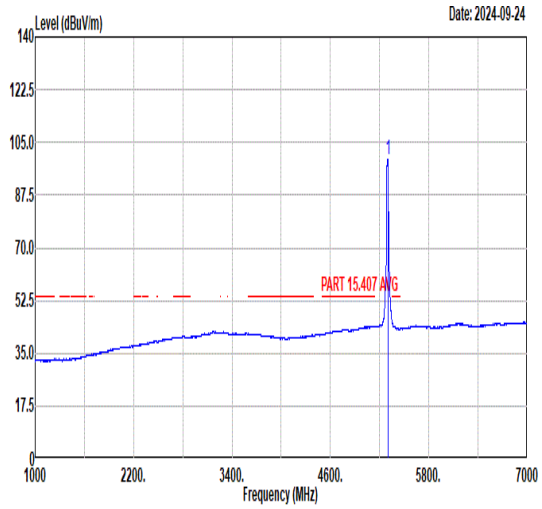 <br>Freq Level Limit Line Margin (dB) Read Level Ant Factor Cable Loss Preamp Factor APos TPos Remark<br>MHz dBuV/m dBuV/m dBuV dB/m dB dB cm deg<br>1 5300.00 99.14 ------ ------ 85.29 34.84 10.98 31.97 236 65 AVERAGE |

| Mode | 48 | |
|---|---|---|
| | Band Edge - R | |
| | U-NII-2A_5.25-5.35_802.11a_CH60_5300MHz | |
| ANT | 5 | |
| Pol. | Vertical | Fundamental |
| Peak | 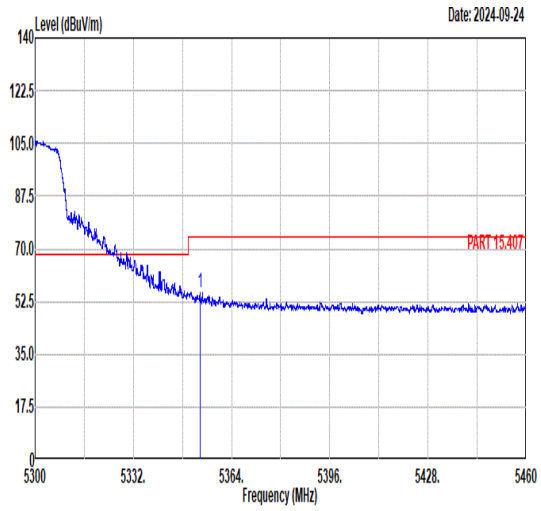 <br>Freq Level Limit Line Margin (dB) Read Level Ant Factor Cable Loss Preamp Factor APos TPos Remark<br>MHz dBuV/m dBuV/m dBuV dB/m dB dB cm deg<br>1 5353.68 55.39 74.00 -18.61 41.65 34.83 10.94 32.03 236 65 PEAK | Blank |
| Avg | 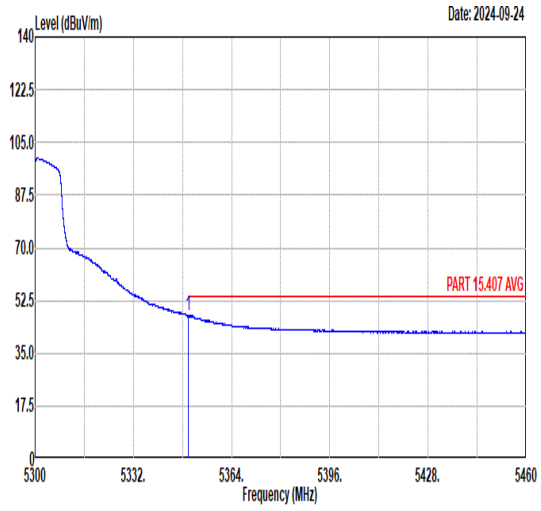 <br>Freq Level Limit Line Margin (dB) Read Level Ant Factor Cable Loss Preamp Factor APos TPos Remark<br>MHz dBuV/m dBuV/m dBuV dB/m dB dB cm deg<br>1 5350.00 47.43 54.00 -6.57 33.69 34.83 10.94 32.03 236 65 AVERAGE | Blank |

| Mode | 49 |
|---|---|
| | Band Edge - L |
| | U-NII-2C_5.47-5.725_802.11a_CH116_5580MHz |
| ANT | 5 |

| Pol. | Horizontal | Fundamental |
|---|---|---|
| Peak | 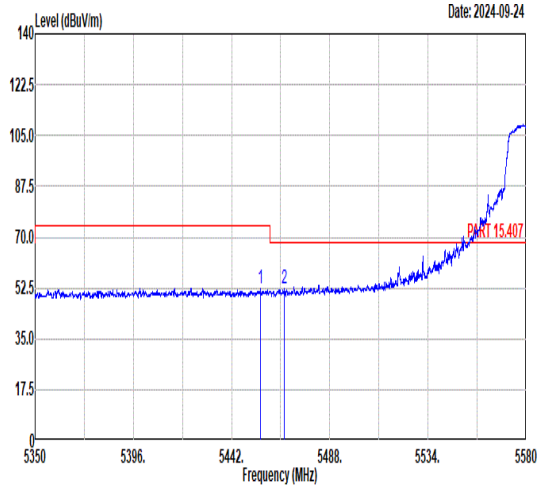 <br>Freq Level Limit Line Margin (dB) Read Level Ant Factor Cable Loss Preamp Factor APos TPos Remark<br>MHz dBuV/m dBuV/m dBuV dB/m dB dB cm deg<br>1 5455.48 52.23 74.00 -21.77 38.48 34.81 11.10 32.16 230 360 PEAK<br>2 5466.73 52.37 68.30 -15.93 38.58 34.81 11.15 32.17 230 360 PEAK | 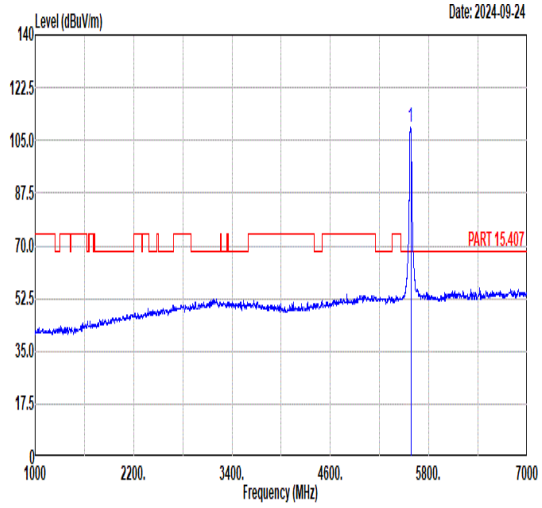 <br>Freq Level Limit Line Margin (dB) Read Level Ant Factor Cable Loss Preamp Factor APos TPos Remark<br>MHz dBuV/m dBuV/m dBuV dB/m dB dB cm deg<br>1 5580.00 109.24 ------ ------ 95.00 34.91 11.60 32.27 230 360 PEAK |
| Avg | 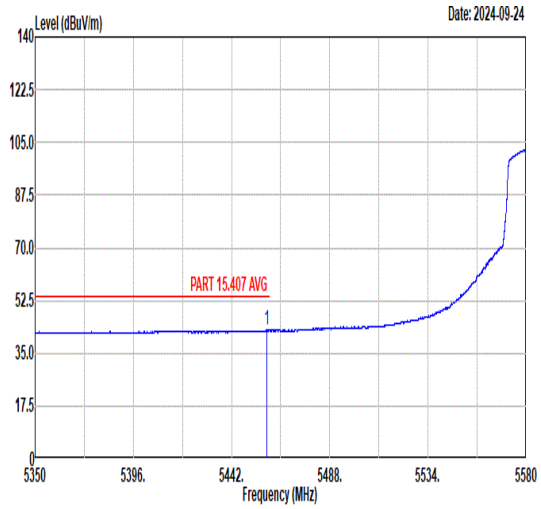 <br>Freq Level Limit Line Margin (dB) Read Level Ant Factor Cable Loss Preamp Factor APos TPos Remark<br>MHz dBuV/m dBuV/m dBuV dB/m dB dB cm deg<br>1 5458.47 42.64 54.00 -11.36 28.88 34.81 11.11 32.16 230 360 AVERAGE | 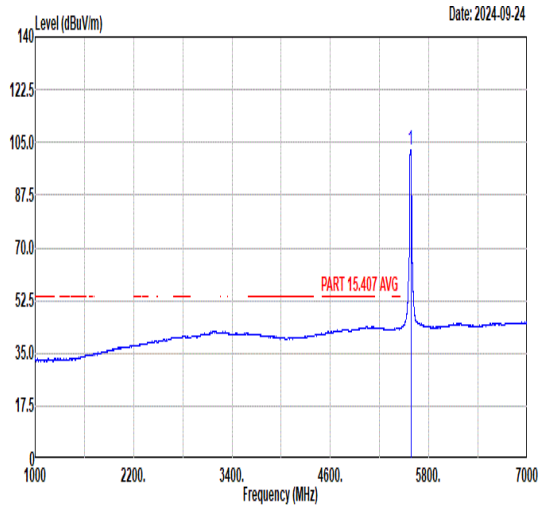 <br>Freq Level Limit Line Margin (dB) Read Level Ant Factor Cable Loss Preamp Factor APos TPos Remark<br>MHz dBuV/m dBuV/m dBuV dB/m dB dB cm deg<br>1 5580.00 102.33 ------ ------ 88.09 34.91 11.60 32.27 230 360 AVERAGE |

| | | |
|---|---|---|
| Mode | 49 | |
| | Band Edge - R | |
| | U-NII-2C_5.47-5.725_802.11a_CH116_5580MHz | |
| ANT | 5 | |
| Pol. | Horizontal | Fundamental |
| Peak | 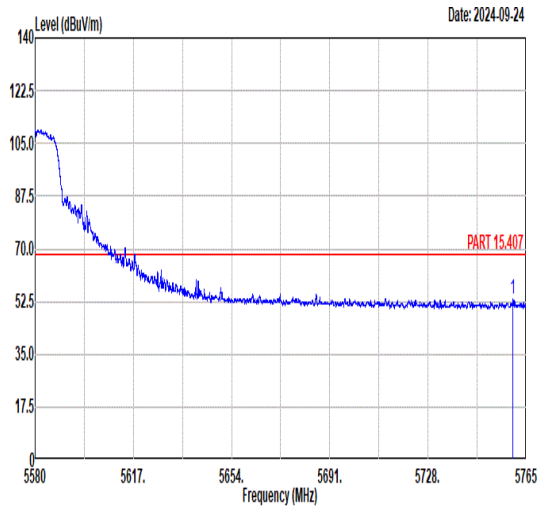 <br>Freq Level Limit Line Margin (dB) Read Level Ant Factor Cable Loss Preamp Factor APos TPos Remark<br>MHz dBuV/m dBuV/m dBuV dB/m dB dB cm deg<br>1 5759.91 53.57 68.30 -14.73 39.18 35.16 11.64 32.41 230 360 PEAK | Blank |

| Mode | 49 |
|---|---|
| | Band Edge - L |
| | U-NII-2C_5.47-5.725_802.11a_CH116_5580MHz |
| ANT | 5 |

| Pol. | Vertical | Fundamental |
|---|---|---|
| Peak | 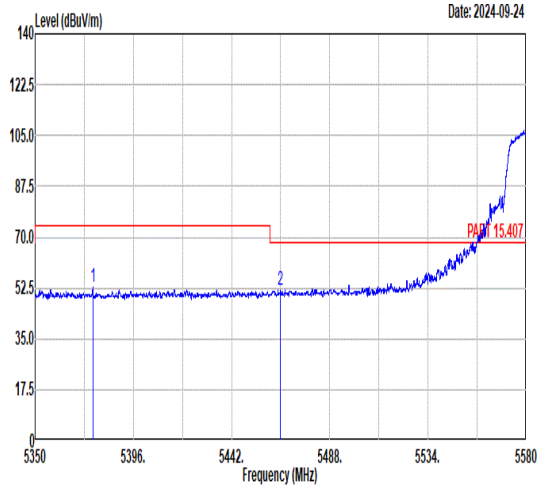 <br>Freq Level Limit Line Margin (dB) Read Level Ant Factor Cable Loss Preamp Factor APos TPos Remark<br>MHz dBuV/m dBuV/m dBuV dB/m dB dB cm deg<br>1 5377.05 52.66 74.00 -21.34 38.98 34.82 10.92 32.06 231 51 PEAK<br>2 5464.89 51.83 68.30 -16.47 38.05 34.81 11.14 32.17 231 51 PEAK | 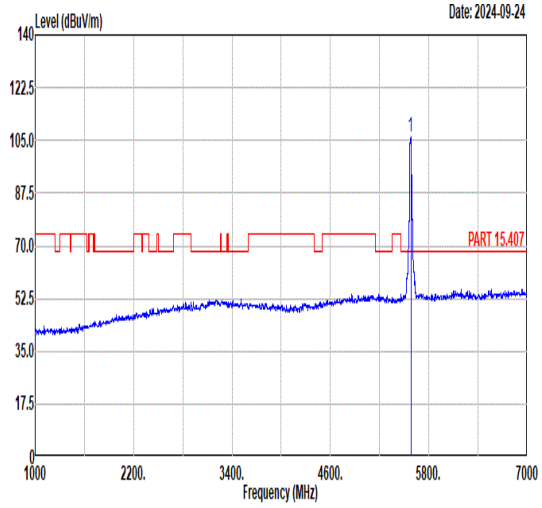 <br>Freq Level Limit Line Margin (dB) Read Level Ant Factor Cable Loss Preamp Factor APos TPos Remark<br>MHz dBuV/m dBuV/m dBuV dB/m dB dB cm deg<br>1 5580.00 105.99 ------ ------ 91.73 34.91 11.62 32.27 231 51 PEAK |
| Avg | 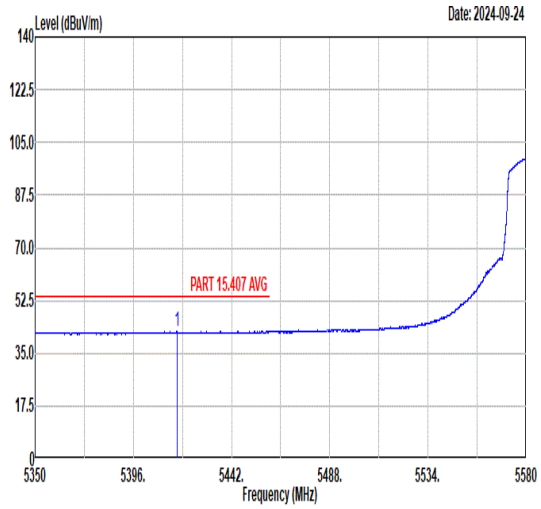 <br>Freq Level Limit Line Margin (dB) Read Level Ant Factor Cable Loss Preamp Factor APos TPos Remark<br>MHz dBuV/m dBuV/m dBuV dB/m dB dB cm deg<br>1 5416.38 42.16 54.00 -11.84 28.51 34.82 10.94 32.11 231 51 AVERAGE | 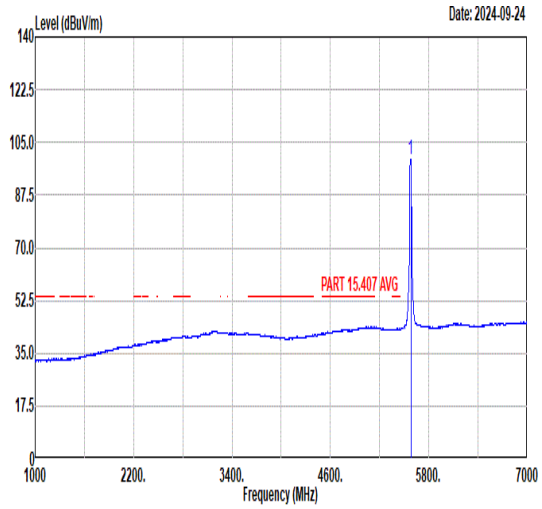 <br>Freq Level Limit Line Margin (dB) Read Level Ant Factor Cable Loss Preamp Factor APos TPos Remark<br>MHz dBuV/m dBuV/m dBuV dB/m dB dB cm deg<br>1 5580.00 99.40 ------ ------ 85.16 34.91 11.60 32.27 231 51 AVERAGE |

| | | |
|---|---|---|
| Mode | 49 | |
| | Band Edge - R | |
| | U-NII-2C_5.47-5.725_802.11a_CH116_5580MHz | |
| ANT | 5 | |
| Pol. | Vertical | Fundamental |
| Peak | 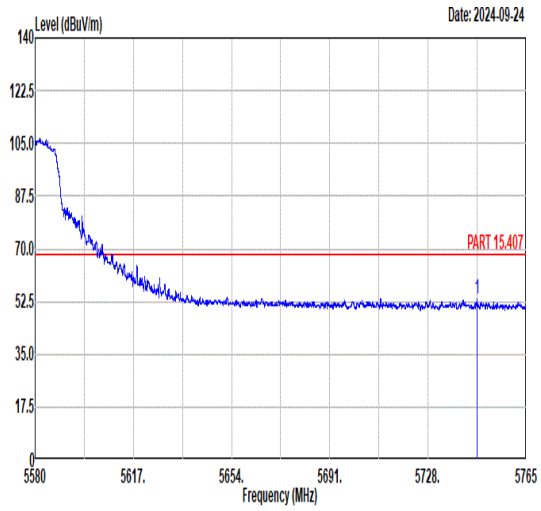 <br>Freq Level Limit Line Margin (dB) Read Level Ant Factor Cable Loss Preamp Factor APos TPos Remark<br>MHz dBuV/m dBuV/m dBuV dB/m dB dB cm deg<br>1 5746.41 53.15 68.30 -15.15 38.77 35.14 11.64 32.40 231 51 PEAK | Blank |

| Mode | 50 | |
|---|---|---|
| | Band Edge - L | |
| | U-NII-2A_5.25-5.35_802.11n HT20_CH60_5300MHz | |
| ANT | 5 | |
| Pol. | Horizontal | Fundamental |
| Peak | 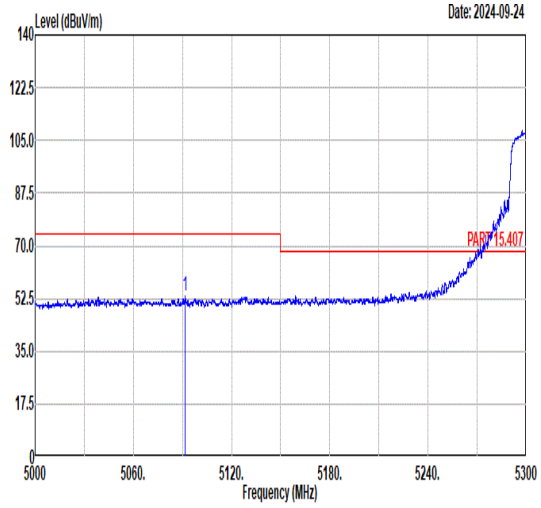 <br>Freq Level Limit Line Margin (dB) Read Level Ant Factor Cable Loss Preamp Factor APos TPos Remark<br>MHz dBuV/m dBuV/m dBuV dB/m dB dB cm deg<br>1 5091.68 53.46 74.00 -20.54 39.17 34.88 11.12 31.71 240 357 PEAK | 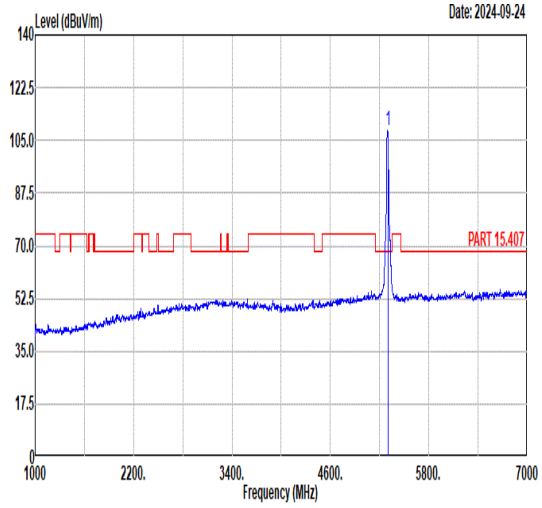 <br>Freq Level Limit Line Margin (dB) Read Level Ant Factor Cable Loss Preamp Factor APos TPos Remark<br>MHz dBuV/m dBuV/m dBuV dB/m dB dB cm deg<br>1 5300.00 108.45 ------ ------ 94.58 34.84 10.99 31.96 240 357 PEAK |
| Avg | 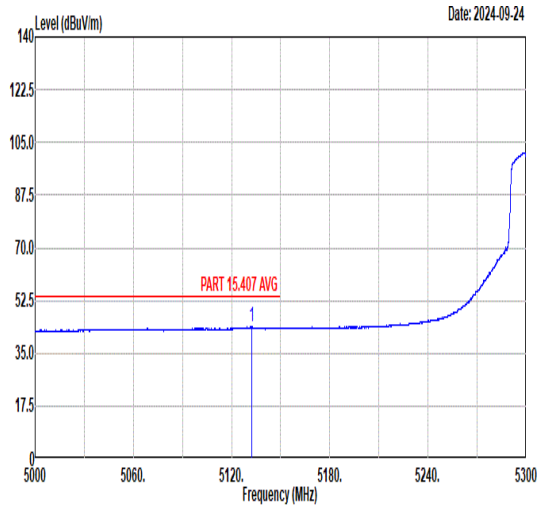 <br>Freq Level Limit Line Margin (dB) Read Level Ant Factor Cable Loss Preamp Factor APos TPos Remark<br>MHz dBuV/m dBuV/m dBuV dB/m dB dB cm deg<br>1 5132.48 43.74 54.00 -10.26 29.54 34.87 11.09 31.76 240 357 AVERAGE | 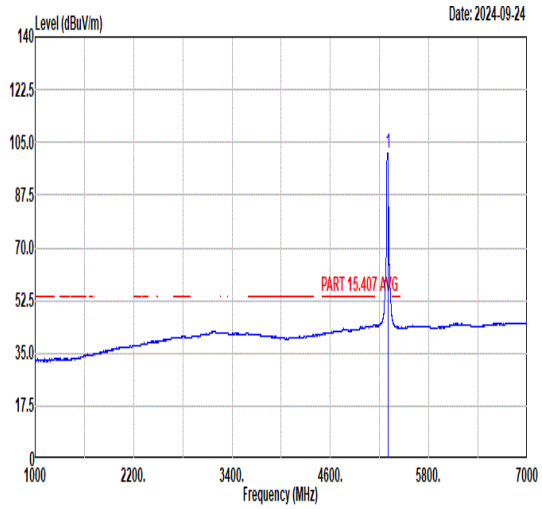 <br>Freq Level Limit Line Margin (dB) Read Level Ant Factor Cable Loss Preamp Factor APos TPos Remark<br>MHz dBuV/m dBuV/m dBuV dB/m dB dB cm deg<br>1 5300.00 101.34 ------ ------ 87.47 34.84 10.99 31.96 240 357 AVERAGE |

| Mode | 50 | |
|---|---|---|
| | Band Edge - R | |
| | U-NII-2A_5.25-5.35_802.11n HT20_CH60_5300MHz | |
| ANT | 5 | |
| Pol. | Horizontal | Fundamental |
| Peak | 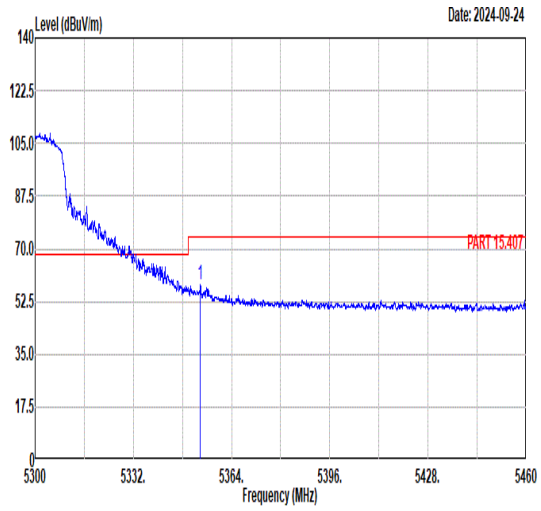 <br>Freq Level Limit Line Margin (dB) Read Level Ant Factor Cable Loss Preamp Factor APos TPos Remark<br>MHz dBuV/m dBuV/m dBuV dB/m dB dB cm deg<br>1 5353.84 57.98 74.00 -16.02 44.24 34.83 10.94 32.03 240 357 PEAK | Blank |
| Avg | 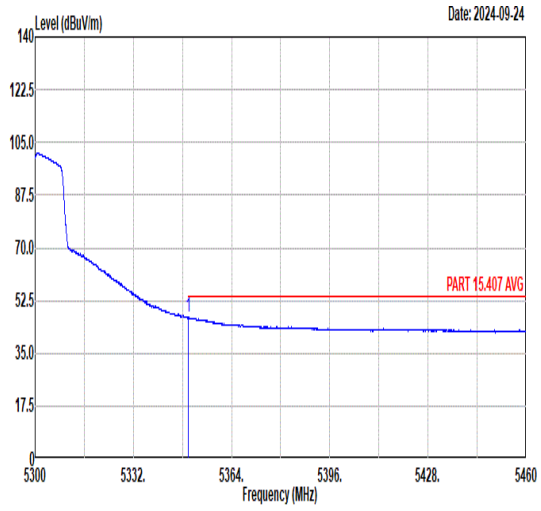 <br>Freq Level Limit Line Margin (dB) Read Level Ant Factor Cable Loss Preamp Factor APos TPos Remark<br>MHz dBuV/m dBuV/m dBuV dB/m dB dB cm deg<br>1 5350.02 46.95 54.00 -7.05 33.21 34.83 10.94 32.03 240 357 AVERAGE | Blank |

| Mode | 50 | |
|---|---|---|
| | Band Edge - L | |
| | U-NII-2A_5.25-5.35_802.11n HT20_CH60_5300MHz | |
| ANT | 5 | |
| Pol. | Vertical | Fundamental |
| Peak | 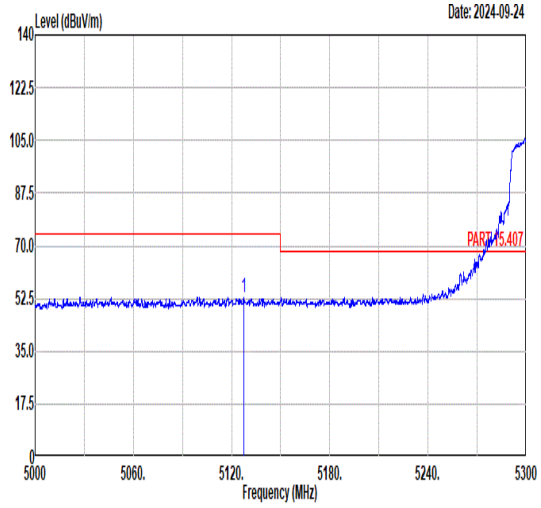 <br>Freq Level Limit Line Margin (dB) Read Level Ant Factor Cable Loss Preamp Factor APos TPos Remark<br>MHz dBuV/m dBuV/m dBuV dB/m dB dB cm deg<br>1 5127.35 52.85 74.00 -21.15 38.63 34.87 11.10 31.75 237 73 PEAK | 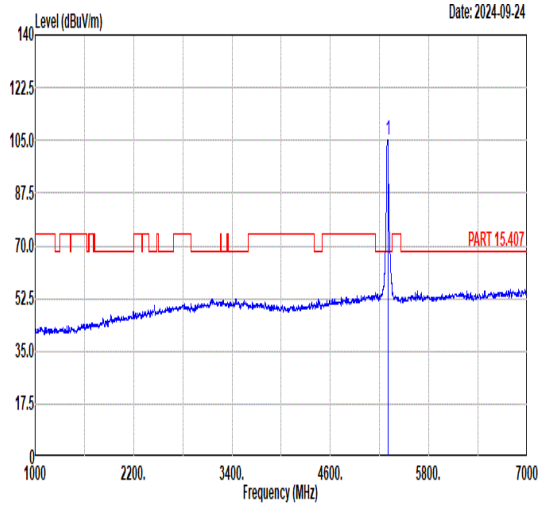 <br>Freq Level Limit Line Margin (dB) Read Level Ant Factor Cable Loss Preamp Factor APos TPos Remark<br>MHz dBuV/m dBuV/m dBuV dB/m dB dB cm deg<br>1 5300.00 105.13 ------ ------ 91.26 34.84 10.99 31.96 237 73 PEAK |
| Avg | 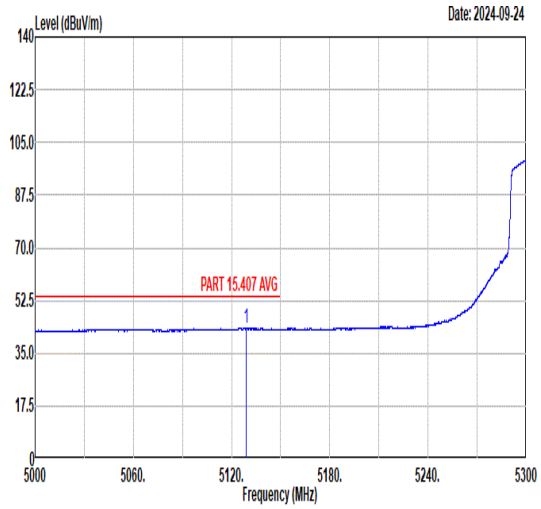 <br>Freq Level Limit Line Margin (dB) Read Level Ant Factor Cable Loss Preamp Factor APos TPos Remark<br>MHz dBuV/m dBuV/m dBuV dB/m dB dB cm deg<br>1 5128.85 43.30 54.00 -10.70 29.09 34.87 11.10 31.76 237 73 AVERAGE | 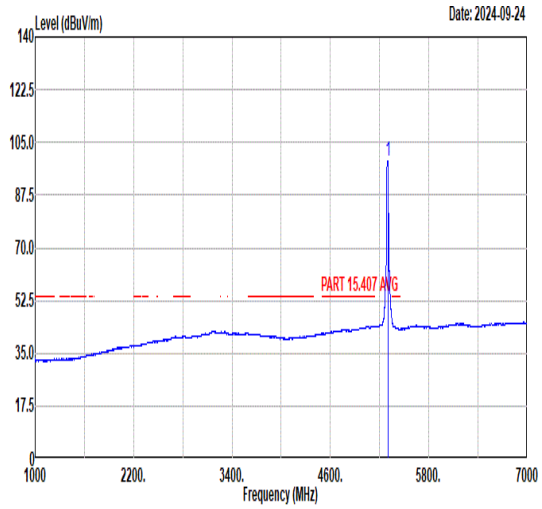 <br>Freq Level Limit Line Margin (dB) Read Level Ant Factor Cable Loss Preamp Factor APos TPos Remark<br>MHz dBuV/m dBuV/m dBuV dB/m dB dB cm deg<br>1 5300.00 98.82 ------ ------ 84.97 34.84 10.98 31.97 237 73 AVERAGE |

| Mode | 50 | |
|---|---|---|
| | Band Edge - R | |
| | U-NII-2A_5.25-5.35_802.11n HT20_CH60_5300MHz | |
| ANT | 5 | |
| Pol. | Vertical | Fundamental |
| Peak | 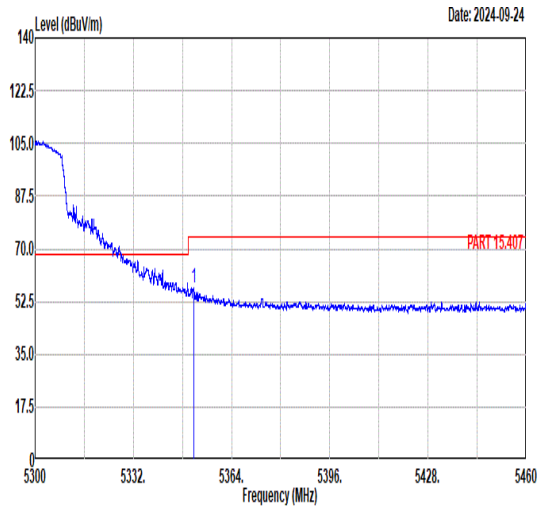 <br>Freq Level Limit Line Margin (dB) Read Level Ant Factor Cable Loss Preamp Factor APos TPos Remark<br>MHz dBuV/m dBuV/m dBuV dB/m dB dB cm deg<br>1 5351.60 57.13 74.00 -16.87 43.39 34.83 10.94 32.03 237 73 PEAK | Blank |
| Avg | 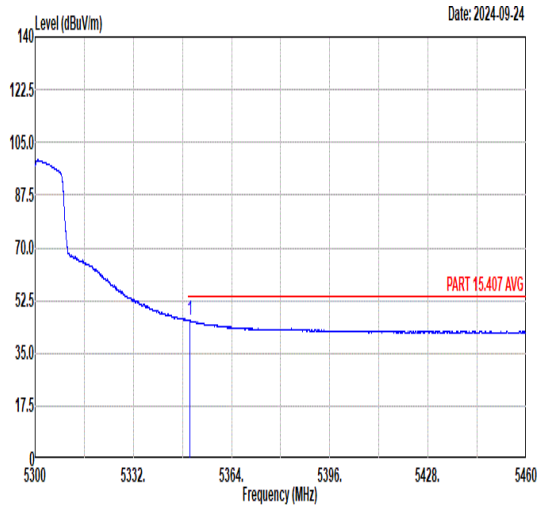 <br>Freq Level Limit Line Margin (dB) Read Level Ant Factor Cable Loss Preamp Factor APos TPos Remark<br>MHz dBuV/m dBuV/m dBuV dB/m dB dB cm deg<br>1 5350.34 46.02 54.00 -7.98 32.28 34.83 10.94 32.03 237 73 AVERAGE | Blank |

| Mode | 51 | |
|---|---|---|
| | Band Edge - L | |
| | U-NII-2C_5.47-5.725_802.11n HT20_CH116_5580MHz | |
| ANT | 5 | |
| Pol. | Horizontal | Fundamental |
| Peak | 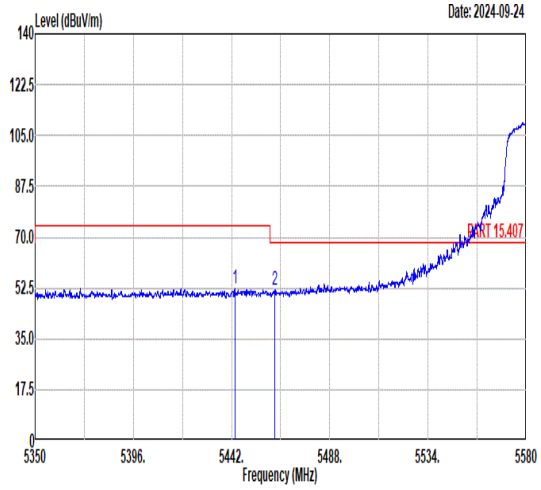 <br>Freq Level Limit Line Margin (dB) Read Level Ant Factor Cable Loss Preamp Factor APos TPos Remark<br>1 5443.52 52.20 74.00 -21.80 38.48 34.81 11.05 32.14 230 342 PEAK<br>2 5462.38 51.80 68.30 -16.50 38.03 34.81 11.13 32.17 230 342 PEAK | 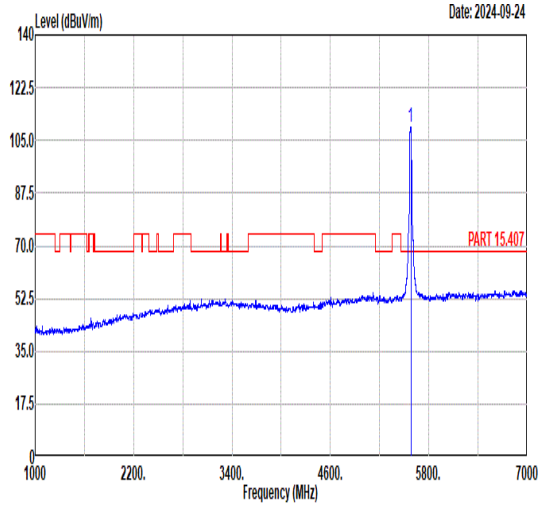 <br>Freq Level Limit Line Margin (dB) Read Level Ant Factor Cable Loss Preamp Factor APos TPos Remark<br>1 5580.00 109.61 ------ ------ 95.37 34.91 11.60 32.27 230 342 PEAK |
| Avg | 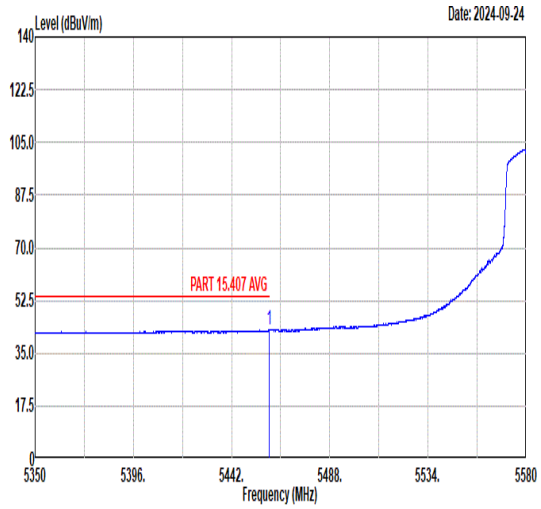 <br>Freq Level Limit Line Margin (dB) Read Level Ant Factor Cable Loss Preamp Factor APos TPos Remark<br>1 5459.57 42.60 54.00 -11.40 28.83 34.81 11.12 32.16 230 342 AVERAGE | 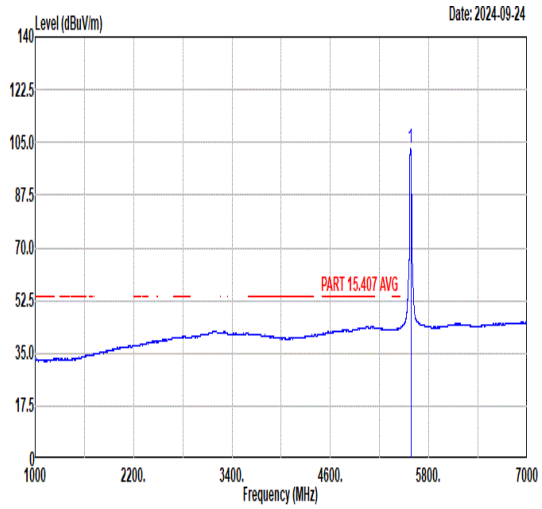 <br>Freq Level Limit Line Margin (dB) Read Level Ant Factor Cable Loss Preamp Factor APos TPos Remark<br>1 5580.00 102.78 ------ ------ 88.54 34.91 11.60 32.27 230 342 AVERAGE |

| | | |
|---|---|---|
| Mode | 51 | |
| | Band Edge - R | |
| | U-NII-2C_5.47-5.725_802.11n HT20_CH116_5580MHz | |
| ANT | 5 | |
| Pol. | Horizontal | Fundamental |
| Peak | 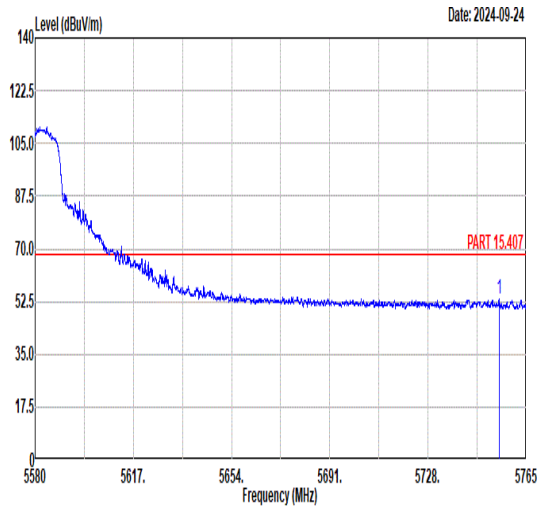 <br>Freq Level Limit Line Margin (dB) Read Level Ant Factor Cable Loss Preamp Factor APos TPos Remark<br>MHz dBuV/m dBuV/m dBuV dB/m dB dB cm deg<br>1 5754.73 53.31 68.30 -14.99 38.92 35.16 11.64 32.41 230 342 PEAK | Blank |

| Mode | 51 | |
|---|---|---|
| | Band Edge - L | |
| | U-NII-2C_5.47-5.725_802.11n HT20_CH116_5580MHz | |
| ANT | 5 | |
| Pol. | Vertical | Fundamental |
| Peak | 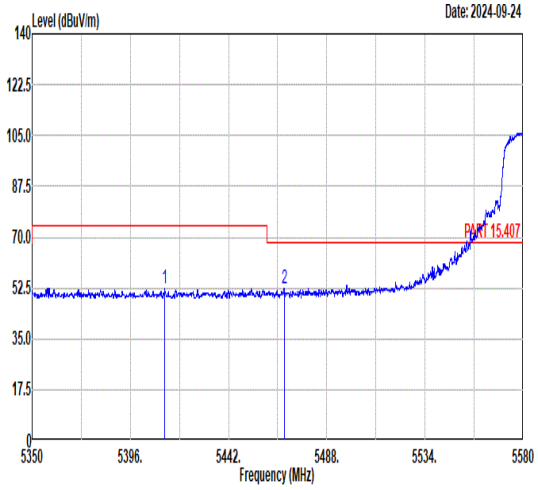 <br>Freq Level Limit Line Margin (dB) Read Level Ant Factor Cable Loss Preamp Factor APos TPos Remark<br>MHz dBuV/m dBuV/m dBuV dB/m dB dB cm deg<br>1 5412.01 52.40 74.00 -21.60 38.77 34.82 10.92 32.11 230 52 PEAK<br>2 5467.99 52.37 68.30 -15.93 38.59 34.81 11.15 32.18 230 52 PEAK | 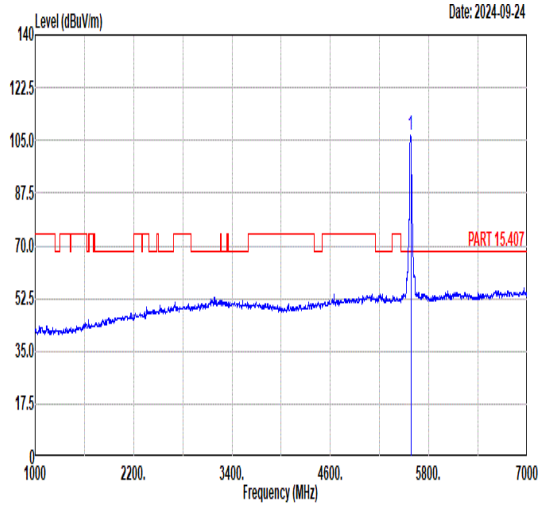 <br>Freq Level Limit Line Margin (dB) Read Level Ant Factor Cable Loss Preamp Factor APos TPos Remark<br>MHz dBuV/m dBuV/m dBuV dB/m dB dB cm deg<br>1 5580.00 106.57 ------ ------ 92.33 34.91 11.60 32.27 230 52 PEAK |
| Avg | 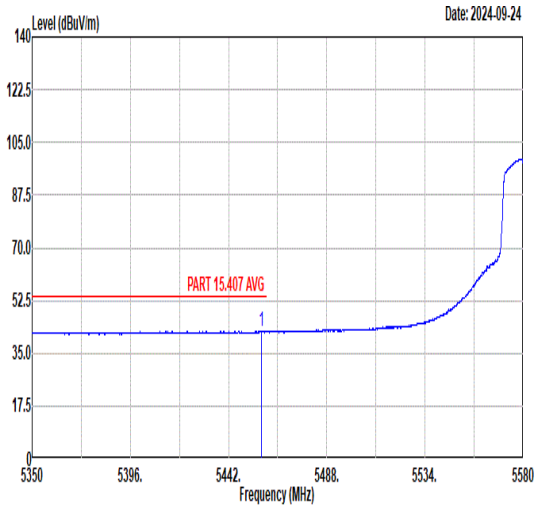 <br>Freq Level Limit Line Margin (dB) Read Level Ant Factor Cable Loss Preamp Factor APos TPos Remark<br>MHz dBuV/m dBuV/m dBuV dB/m dB dB cm deg<br>1 5457.30 42.29 54.00 -11.71 28.53 34.81 11.11 32.16 230 52 AVERAGE | 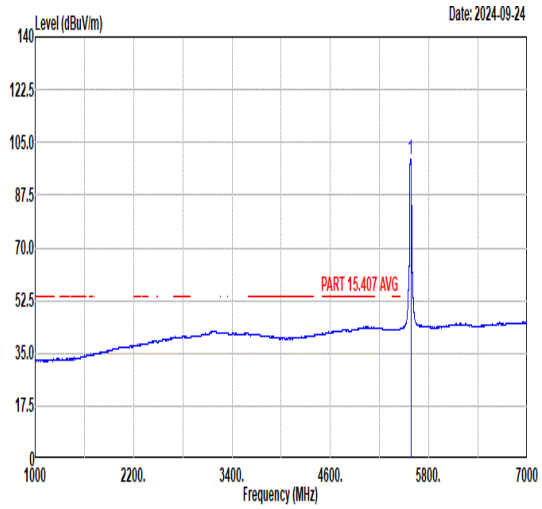 <br>Freq Level Limit Line Margin (dB) Read Level Ant Factor Cable Loss Preamp Factor APos TPos Remark<br>MHz dBuV/m dBuV/m dBuV dB/m dB dB cm deg<br>1 5580.00 99.24 ------ ------ 85.00 34.91 11.60 32.27 230 52 AVERAGE |

| | | |
|---|---|---|
| Mode | 51 | |
| | Band Edge - R | |
| | U-NII-2C_5.47-5.725_802.11n HT20_CH116_5580MHz | |
| ANT | 5 | |
| Pol. | Vertical | Fundamental |
| Peak | 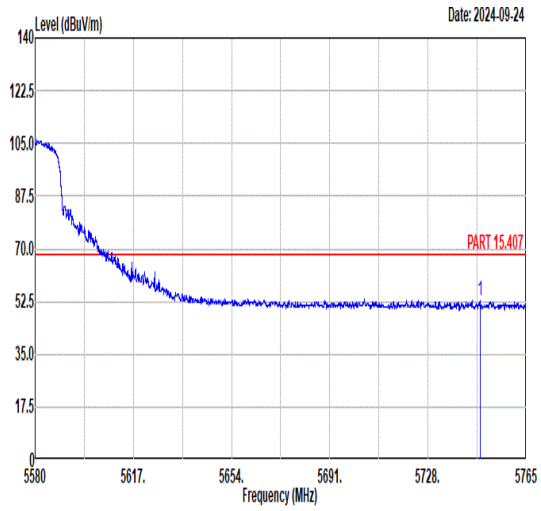 <br>Freq Level Limit Line Margin (dB) Read Level Ant Factor Cable Loss Preamp Factor APos TPos Remark<br>MHz dBuV/m dBuV/m dBuV dB/m dB dB cm deg<br>1 5747.54 52.78 68.30 -15.52 38.39 35.15 11.64 32.40 230 52 PEAK | Blank |

| Mode | 52 | |
|---|---|---|
| | Band Edge | |
| | U-NII-2C_5.47-5.725_802.11a_CH104_5520MHz | |
| ANT | 5 | |
| Pol. | Horizontal | Fundamental |
| Peak | 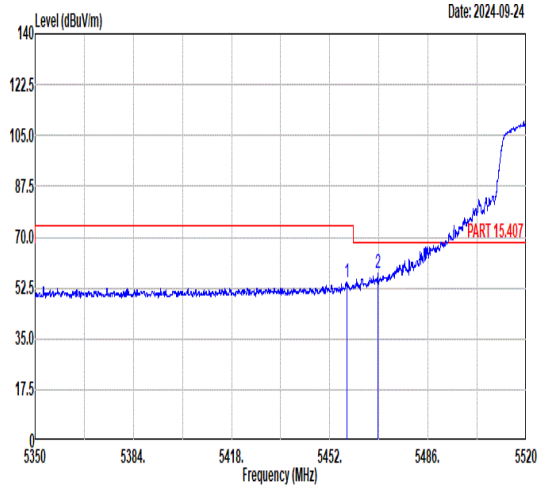 <br>Freq Level Limit Line Margin (dB) Read Level Ant Factor Cable Loss Preamp Factor APos TPos Remark<br>MHz dBuV/m dBuV/m dBuV dB/m dB dB cm deg<br>1 5458.05 54.32 74.00 -19.68 40.56 34.81 11.11 32.16 232 343 PEAK<br>2 5468.59 57.78 68.30 -10.52 43.99 34.81 11.16 32.18 232 343 PEAK | 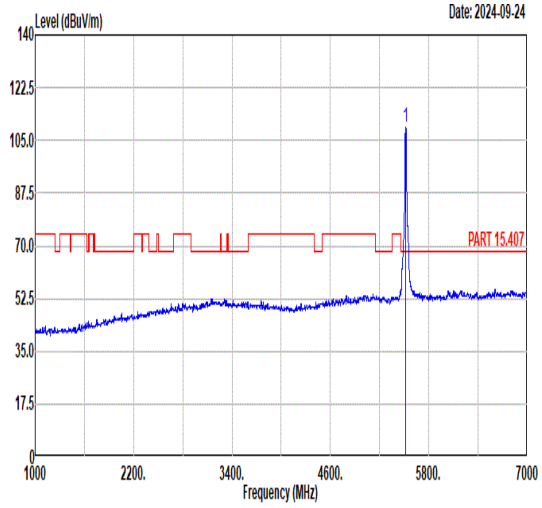 <br>Freq Level Limit Line Margin (dB) Read Level Ant Factor Cable Loss Preamp Factor APos TPos Remark<br>MHz dBuV/m dBuV/m dBuV dB/m dB dB cm deg<br>1 5520.00 109.49 ------ ------ 95.52 34.83 11.37 32.23 232 343 PEAK |
| Avg | 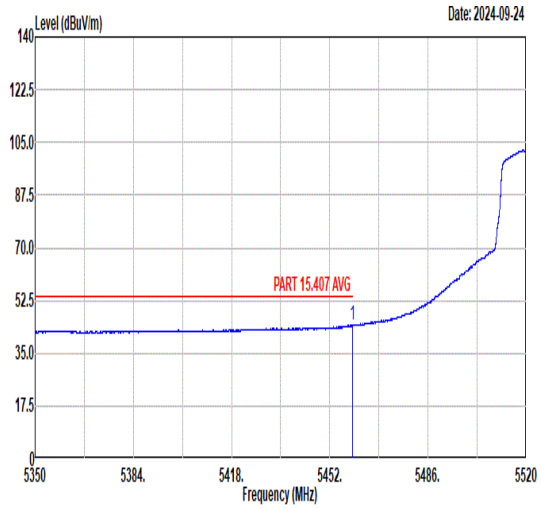 <br>Freq Level Limit Line Margin (dB) Read Level Ant Factor Cable Loss Preamp Factor APos TPos Remark<br>MHz dBuV/m dBuV/m dBuV dB/m dB dB cm deg<br>1 5459.99 44.26 54.00 -9.74 30.50 34.81 11.12 32.17 232 343 AVERAGE | 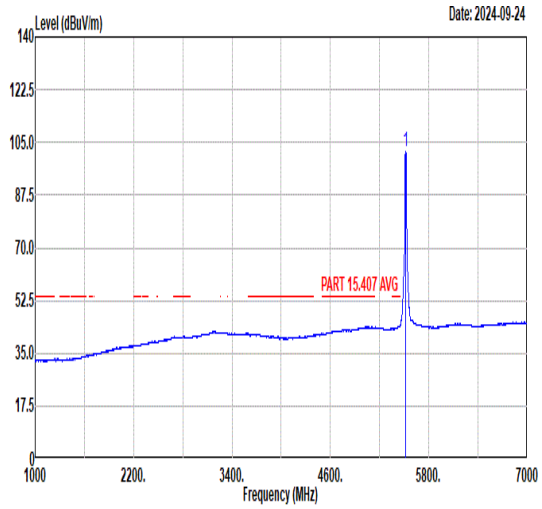 <br>Freq Level Limit Line Margin (dB) Read Level Ant Factor Cable Loss Preamp Factor APos TPos Remark<br>MHz dBuV/m dBuV/m dBuV dB/m dB dB cm deg<br>1 5520.00 102.15 ------ ------ 88.20 34.82 11.35 32.22 232 343 AVERAGE |

| Mode | 52 | |
|---|---|---|
| | Band Edge | |
| | U-NII-2C_5.47-5.725_802.11a_CH104_5520MHz | |
| ANT | 5 | |
| Pol. | Vertical | Fundamental |
| Peak | 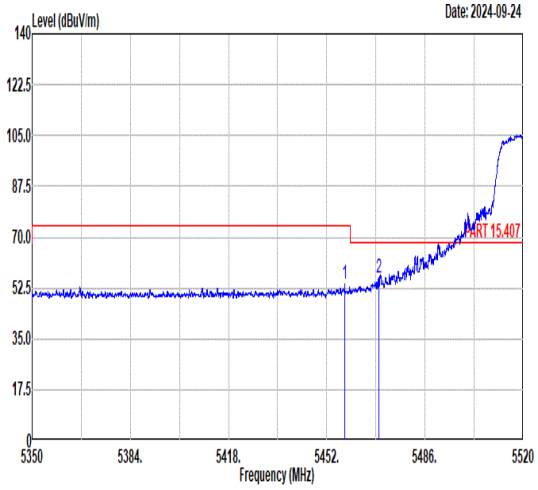 <br>Freq Level Limit Line Margin (dB) Read Level Ant Factor Cable Loss Preamp Factor APos TPos Remark<br>MHz dBuV/m dBuV/m dBuV dB/m dB dB cm deg<br>1 5458.22 53.79 74.00 -20.21 40.03 34.81 11.11 32.16 236 47 PEAK<br>2 5469.94 55.89 68.30 -12.41 42.10 34.81 11.16 32.18 236 47 PEAK | 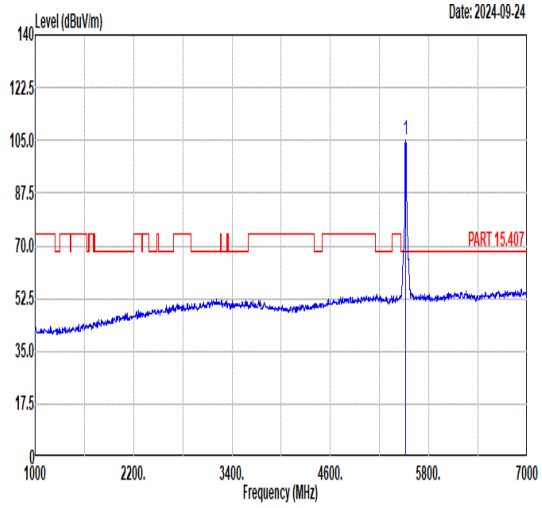 <br>Freq Level Limit Line Margin (dB) Read Level Ant Factor Cable Loss Preamp Factor APos TPos Remark<br>MHz dBuV/m dBuV/m dBuV dB/m dB dB cm deg<br>1 5520.00 105.07 ------ ------ 91.12 34.82 11.35 32.22 236 47 PEAK |
| Avg | 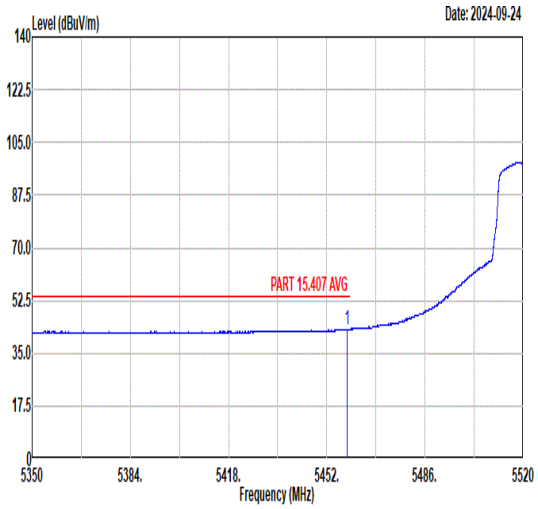 <br>Freq Level Limit Line Margin (dB) Read Level Ant Factor Cable Loss Preamp Factor APos TPos Remark<br>MHz dBuV/m dBuV/m dBuV dB/m dB dB cm deg<br>1 5459.06 43.05 54.00 -10.95 29.28 34.81 11.12 32.16 236 47 AVERAGE | 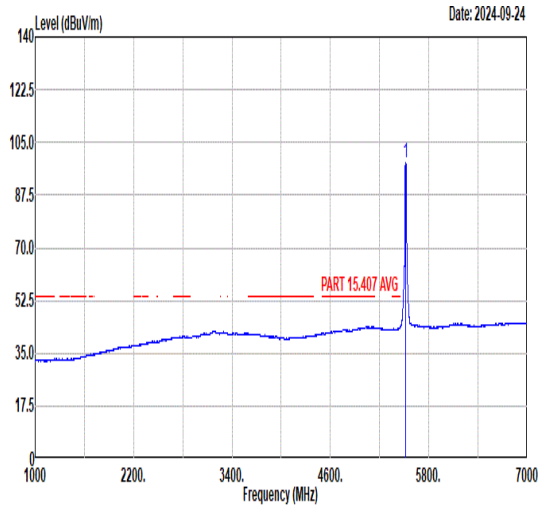 <br>Freq Level Limit Line Margin (dB) Read Level Ant Factor Cable Loss Preamp Factor APos TPos Remark<br>MHz dBuV/m dBuV/m dBuV dB/m dB dB cm deg<br>1 5520.00 98.41 ------ ------ 84.46 34.82 11.35 32.22 236 47 AVERAGE |

| Mode | 53 | |
|---|---|---|
| | Band Edge | |
| | U-NII-2C_5.47-5.725_802.11a_CH136_5680MHz | |
| ANT | 5 | |
| Pol. | Horizontal | Fundamental |
| Peak | 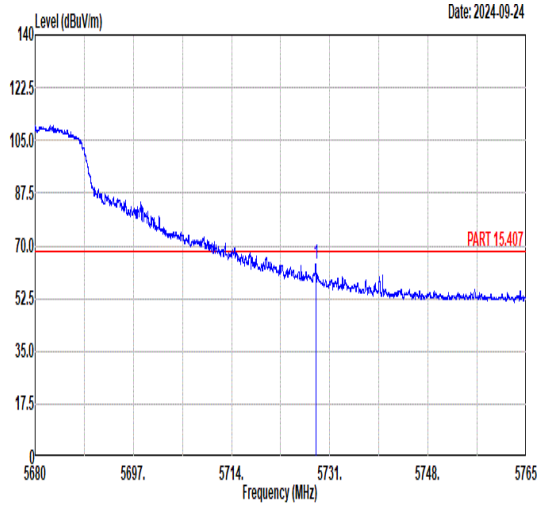 <br>Freq Level Limit Line Margin (dB) Read Level Ant Factor Cable Loss Preamp Factor APos TPos Remark<br>MHz dBuV/m dBuV/m dBuV dB/m dB dB cm deg<br>1 5728.57 63.73 68.30 -4.57 49.35 35.12 11.65 32.39 232 356 PEAK | 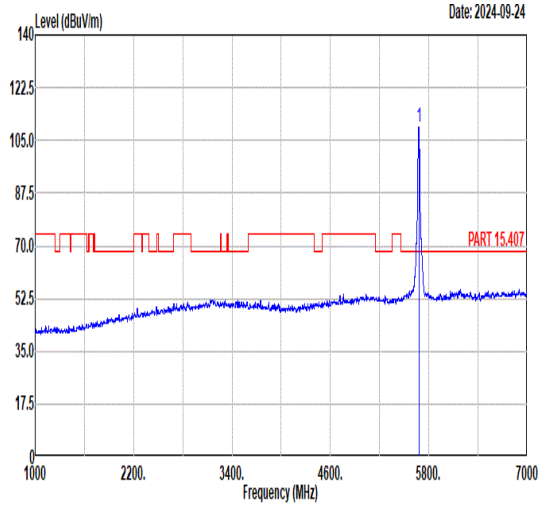 <br>Freq Level Limit Line Margin (dB) Read Level Ant Factor Cable Loss Preamp Factor APos TPos Remark<br>MHz dBuV/m dBuV/m dBuV dB/m dB dB cm deg<br>1 5680.00 109.35 ------ ------ 94.97 35.05 11.68 32.35 232 356 PEAK |
| Avg | Blank | 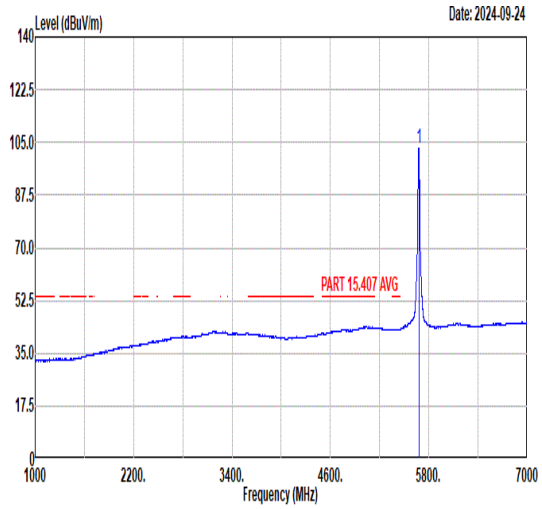 <br>Freq Level Limit Line Margin (dB) Read Level Ant Factor Cable Loss Preamp Factor APos TPos Remark<br>MHz dBuV/m dBuV/m dBuV dB/m dB dB cm deg<br>1 5680.00 102.88 ------ ------ 88.50 35.05 11.68 32.35 232 356 AVERAGE |

| Mode | 53 | |
|---|---|---|
| | Band Edge | |
| | U-NII-2C_5.47-5.725_802.11a_CH136_5680MHz | |
| ANT | 5 | |
| Pol. | Vertical | Fundamental |
| Peak | 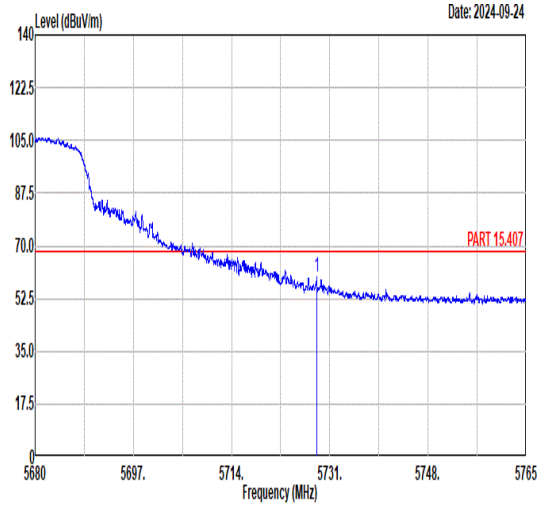 <br>Freq Level Limit Line Margin (dB) Read Level Ant Factor Cable Loss Preamp Factor APos TPos Remark<br>MHz dBuV/m dBuV/m dBuV dB/m dB dB cm deg<br>1 5728.75 59.61 68.30 -8.69 45.23 35.12 11.65 32.39 230 74 PEAK | 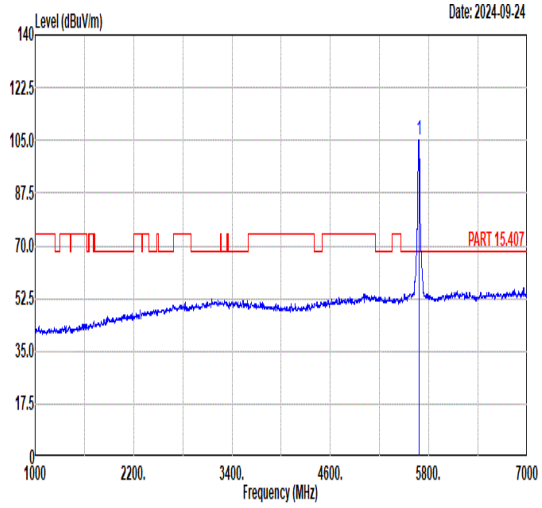 <br>Freq Level Limit Line Margin (dB) Read Level Ant Factor Cable Loss Preamp Factor APos TPos Remark<br>MHz dBuV/m dBuV/m dBuV dB/m dB dB cm deg<br>1 5680.00 105.36 ------ ------ 90.98 35.05 11.68 32.35 230 74 PEAK |
| Avg | Blank | 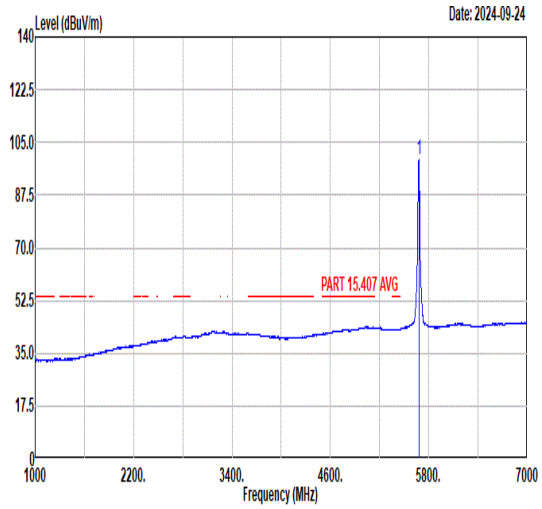 <br>Freq Level Limit Line Margin (dB) Read Level Ant Factor Cable Loss Preamp Factor APos TPos Remark<br>MHz dBuV/m dBuV/m dBuV dB/m dB dB cm deg<br>1 5680.00 99.10 ------ ------ 84.72 35.05 11.68 32.35 230 74 AVERAGE |

| Mode | 54 | |
|---|---|---|
| | Band Edge | |
| | U-NII-2C_5.47-5.725_802.11n HT20_CH136_5680MHz | |
| ANT | 5 | |
| Pol. | Horizontal | Fundamental |
| Peak | 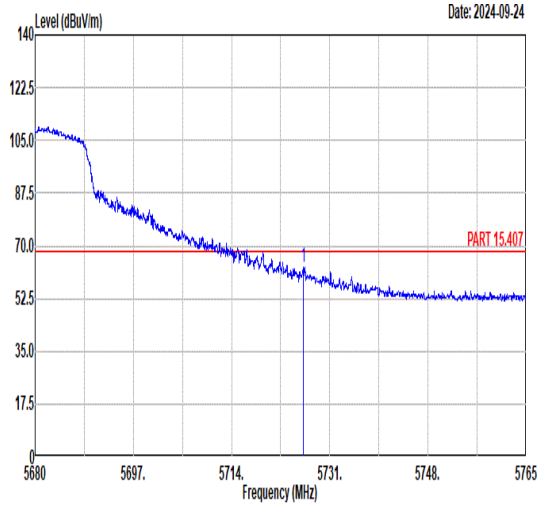 <br>Freq Level Limit Line Margin (dB) Read Level Ant Factor Cable Loss Preamp Factor APos TPos Remark<br>MHz dBuV/m dBuV/m dBuV dB/m dB dB cm deg<br>1 5726.45 62.70 68.30 -5.60 48.32 35.12 11.65 32.39 231 358 PEAK | 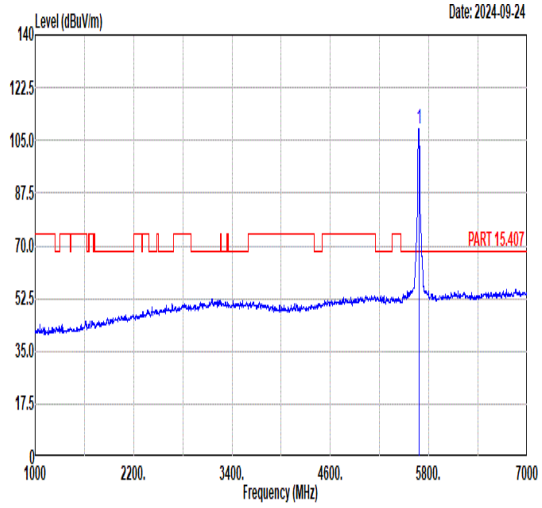 <br>Freq Level Limit Line Margin (dB) Read Level Ant Factor Cable Loss Preamp Factor APos TPos Remark<br>MHz dBuV/m dBuV/m dBuV dB/m dB dB cm deg<br>1 5680.00 108.87 ------ ------ 94.49 35.05 11.68 32.35 231 358 PEAK |
| Avg | Blank | 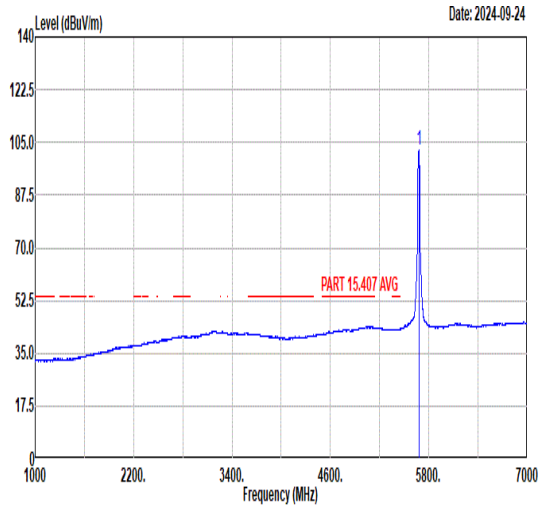 <br>Freq Level Limit Line Margin (dB) Read Level Ant Factor Cable Loss Preamp Factor APos TPos Remark<br>MHz dBuV/m dBuV/m dBuV dB/m dB dB cm deg<br>1 5680.00 102.23 ------ ------ 87.85 35.05 11.68 32.35 231 358 AVERAGE |

| Mode | 54 | |
|---|---|---|
| | Band Edge | |
| | U-NII-2C_5.47-5.725_802.11n HT20_CH136_5680MHz | |
| ANT | 5 | |
| Pol. | Vertical | Fundamental |
| Peak | 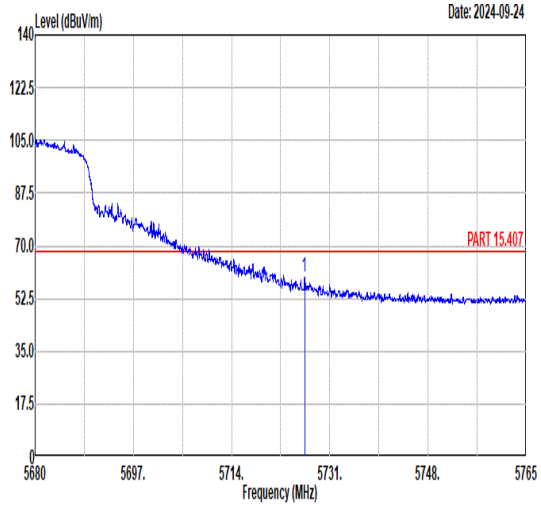 <br>Freq Level Limit Line Margin (dB) Read Level Ant Factor Cable Loss Preamp Factor APos TPos Remark<br>MHz dBuV/m dBuV/m dBuV dB/m dB dB cm deg<br>1 5726.62 59.65 68.30 -8.65 45.27 35.12 11.65 32.39 233 51 PEAK | 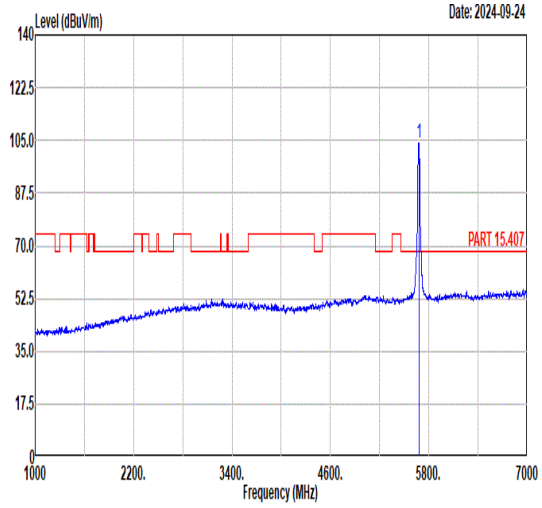 <br>Freq Level Limit Line Margin (dB) Read Level Ant Factor Cable Loss Preamp Factor APos TPos Remark<br>MHz dBuV/m dBuV/m dBuV dB/m dB dB cm deg<br>1 5680.00 104.01 ------ ------ 89.63 35.05 11.68 32.35 233 51 PEAK |
| Avg | Blank | 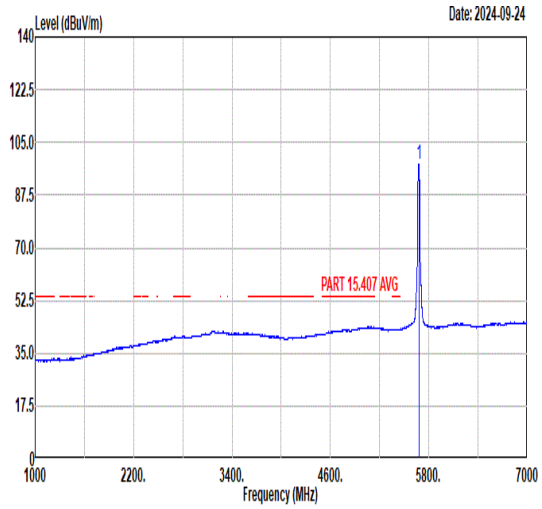 <br>Freq Level Limit Line Margin (dB) Read Level Ant Factor Cable Loss Preamp Factor APos TPos Remark<br>MHz dBuV/m dBuV/m dBuV dB/m dB dB cm deg<br>1 5680.00 97.81 ------ ------ 83.43 35.05 11.68 32.35 233 51 AVERAGE |

| Mode | 55 | |
|---|---|---|
| | Band Edge | |
| | U-NII-2C_5.47-5.725_802.11n HT20_CH104_5520MHz | |
| ANT | 5 | |
| Pol. | Horizontal | Fundamental |
| Peak | 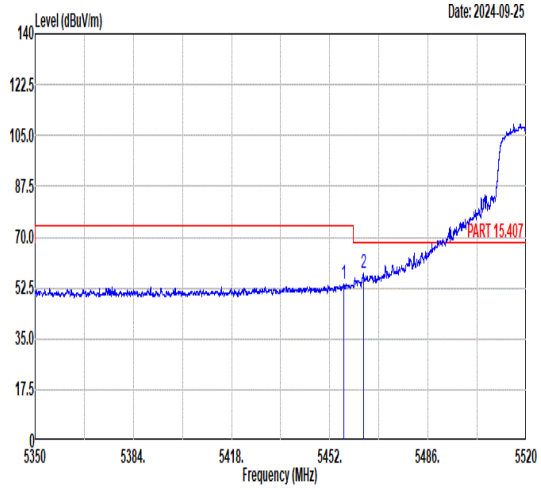 <br>Freq Level Limit Line Margin (dB) Read Level Ant Factor Cable Loss Preamp Factor APos TPos Remark<br>MHz dBuV/m dBuV/m dBuV dB/m dB dB cm deg<br>1 5456.85 53.75 74.00 -20.25 39.99 34.81 11.11 32.16 235 343 PEAK<br>2 5463.65 57.74 68.30 -10.56 43.96 34.81 11.14 32.17 235 343 PEAK | 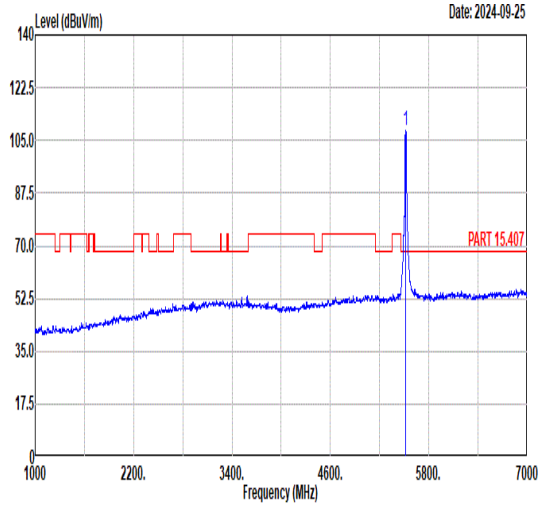 <br>Freq Level Limit Line Margin (dB) Read Level Ant Factor Cable Loss Preamp Factor APos TPos Remark<br>MHz dBuV/m dBuV/m dBuV dB/m dB dB cm deg<br>1 5520.00 108.16 ------ ------ 94.19 34.83 11.37 32.23 235 343 PEAK |
| Avg | 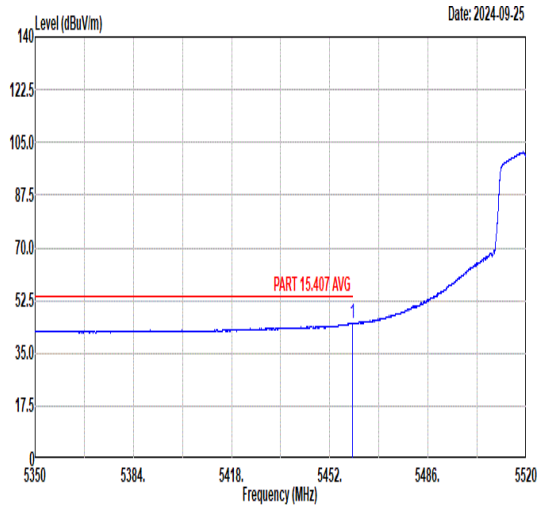 <br>Freq Level Limit Line Margin (dB) Read Level Ant Factor Cable Loss Preamp Factor APos TPos Remark<br>MHz dBuV/m dBuV/m dBuV dB/m dB dB cm deg<br>1 5459.92 44.89 54.00 -9.11 31.13 34.81 11.12 32.17 235 343 AVERAGE | 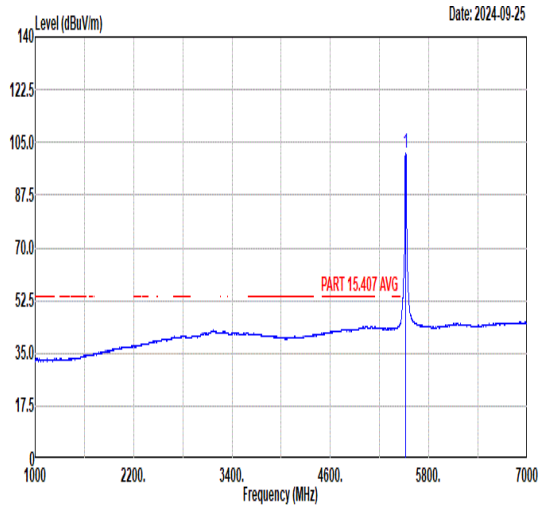 <br>Freq Level Limit Line Margin (dB) Read Level Ant Factor Cable Loss Preamp Factor APos TPos Remark<br>MHz dBuV/m dBuV/m dBuV dB/m dB dB cm deg<br>1 5520.00 101.45 ------ ------ 87.50 34.82 11.35 32.22 235 343 AVERAGE |

| Mode | 55 | |
|---|---|---|
| | Band Edge | |
| | U-NII-2C_5.47-5.725_802.11n HT20_CH104_5520MHz | |
| ANT | 5 | |
| Pol. | Vertical | Fundamental |
| Peak | 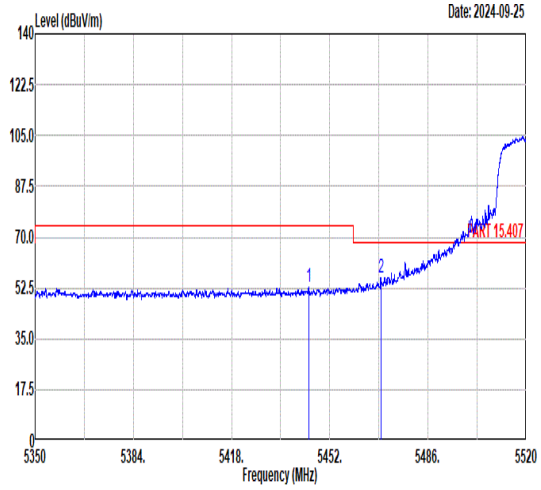 <br>Freq Level Limit Line Margin (dB) Read Level Ant Factor Cable Loss Preamp Factor APos TPos Remark<br>MHz dBuV/m dBuV/m dBuV dB/m dB dB cm deg<br>1 5444.79 52.78 74.00 -21.22 39.06 34.81 11.06 32.15 237 53 PEAK<br>2 5469.77 56.02 68.30 -12.28 42.23 34.81 11.16 32.18 237 53 PEAK | 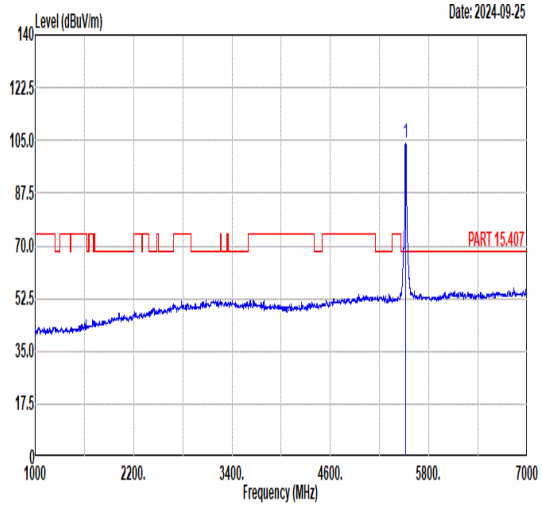 <br>Freq Level Limit Line Margin (dB) Read Level Ant Factor Cable Loss Preamp Factor APos TPos Remark<br>MHz dBuV/m dBuV/m dBuV dB/m dB dB cm deg<br>1 5520.00 104.32 ------ ------ 90.37 34.82 11.35 32.22 237 53 PEAK |
| Avg | 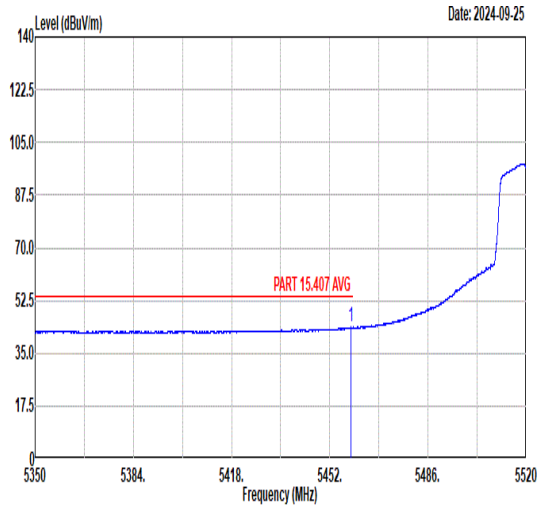 <br>Freq Level Limit Line Margin (dB) Read Level Ant Factor Cable Loss Preamp Factor APos TPos Remark<br>MHz dBuV/m dBuV/m dBuV dB/m dB dB cm deg<br>1 5459.23 43.65 54.00 -10.35 29.88 34.81 11.12 32.16 237 53 AVERAGE | 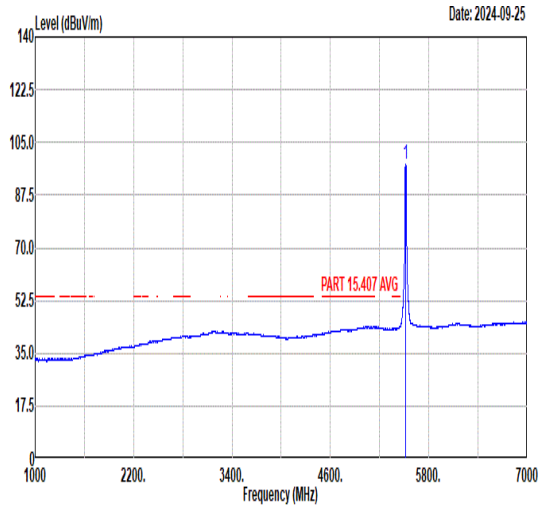 <br>Freq Level Limit Line Margin (dB) Read Level Ant Factor Cable Loss Preamp Factor APos TPos Remark<br>MHz dBuV/m dBuV/m dBuV dB/m dB dB cm deg<br>1 5520.00 97.78 ------ ------ 83.81 34.83 11.37 32.23 237 53 AVERAGE |

# Appendix D. Duty Cycle Plots

| Band | Duty Cycle(%) | T(ms) | 1/T(kHz) | VBW Setting |
|---|---|---|---|---|
| 802.11a | 100 | - | - | 10Hz |
| 802.11n HT20 | 100 | - | - | 10Hz |
| 802.11n HT40 | 100 | - | - | 10Hz |
| 802.11ac VHT80 | 100 | - | - | 10Hz |

**802.11a**

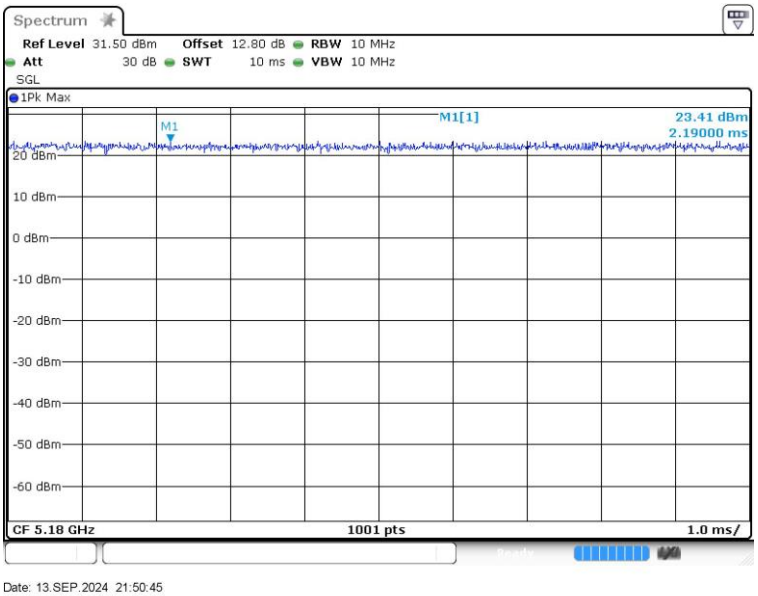

## 802.11n HT20

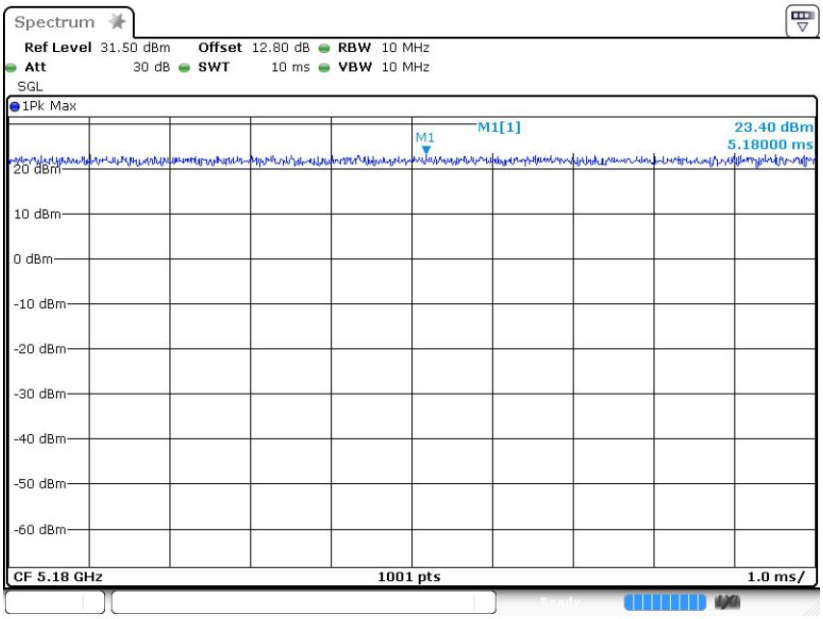


Date: 13.SEP.2024 21:45:29

## 802.11n HT40

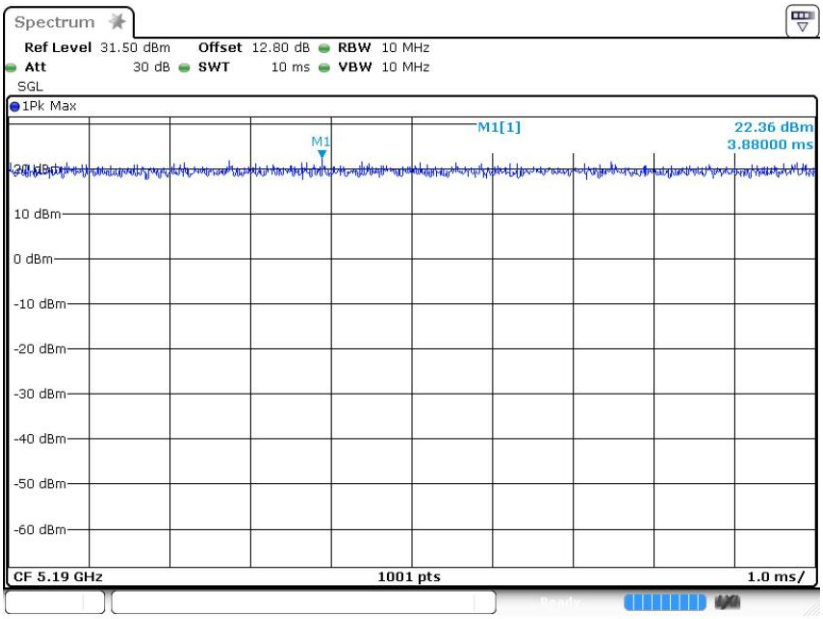


Date: 13.SEP.2024 21:46:14

**802.11ac VHT80**

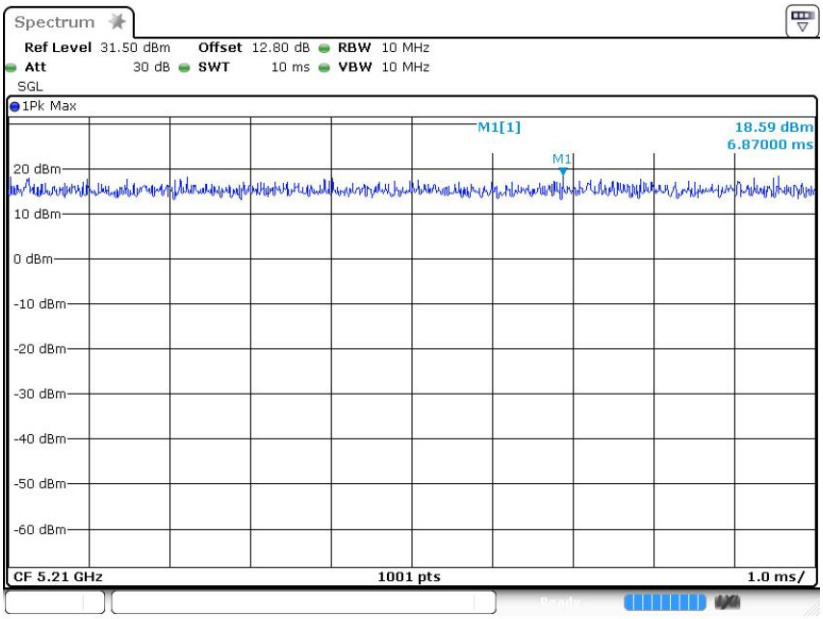


Date: 13.SEP.2024 21:49:51