Mode	31	
	Band Edge	
	U-NII-2C_5.47-5.725_802.11n HT40_CH142_5710MHz	
ANT	5	
Pol.	Vertical	Fundamental
Peak	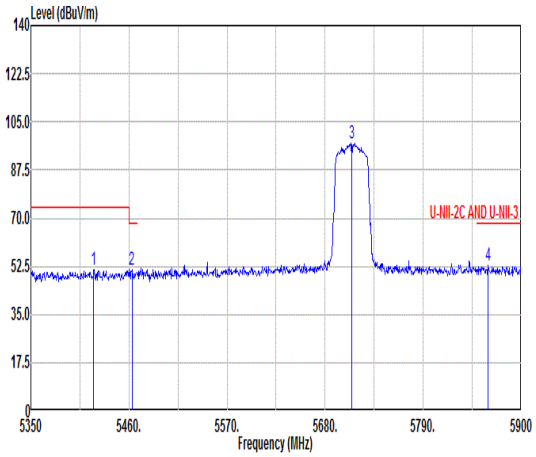 Freq Level Limit Line Margin Read Level Ant Factor Cable Loss Preamp Factor APos TPos Remark MHz dBuV/m dBuV/m dB dBuV dB/m dB dB cm deg 1 5420.40 51.30 74.00 -22.70 38.69 36.36 9.67 33.42 111 355 Peak 2 5463.30 51.03 68.30 -17.27 38.42 36.33 9.69 33.41 111 355 Peak 3 5710.00 97.40 ------ ------ 84.34 36.51 9.99 33.44 111 355 Peak 4 5862.60 53.03 68.30 -15.27 39.53 36.66 10.31 33.47 111 355 Peak	Blank
Avg	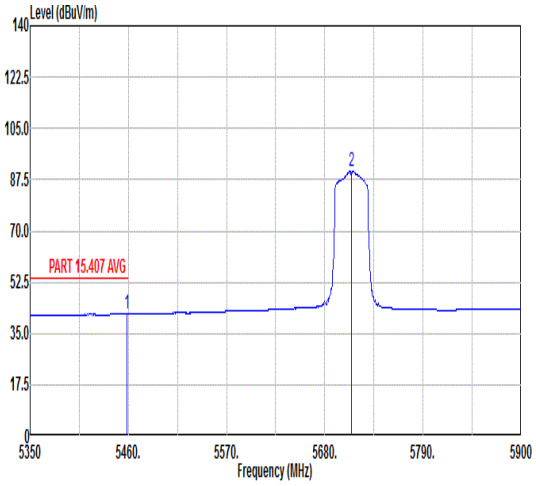 Freq Level Limit Line Margin Read Level Ant Factor Cable Loss Preamp Factor APos TPos Remark MHz dBuV/m dBuV/m dB dBuV dB/m dB dB cm deg 1 5458.35 41.65 54.00 -12.35 29.04 36.33 9.69 33.41 111 355 Average 2 5710.00 90.36 ------ ------ 77.30 36.51 9.99 33.44 111 355 Average	

Mode	32	
	Band Edge	
	U-NII-2C_5.47-5.725_802.11ac VHT80_CH138_5690MHz	
ANT	5	
Pol.	Horizontal	Fundamental
Peak	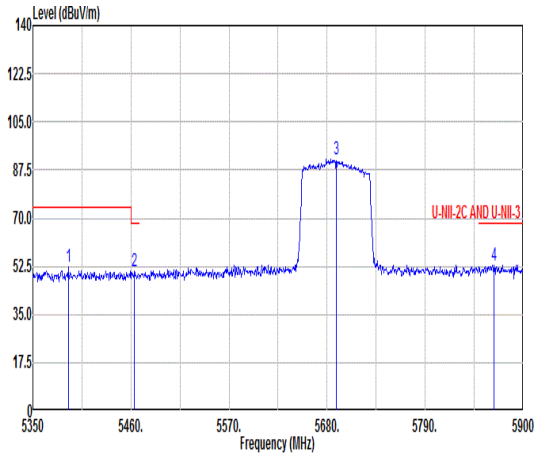 Freq Level Limit Line Margin Read Level Ant Factor Cable Loss Preamp Factor APos Remark TPos MHz dBuV/m dBuV/m dB dBuV dB/m dB dB cm deg 1 5389.60 52.10 74.00 -21.90 39.56 36.39 9.57 33.42 236 18 Peak 2 5463.85 50.62 68.30 -17.68 38.01 36.33 9.69 33.41 236 18 Peak 3 5690.00 91.41 ------ ------ 78.41 36.49 9.95 33.44 236 18 Peak 4 5867.55 52.96 68.30 -15.34 39.44 36.67 10.32 33.47 236 18 Peak	Blank
Avg	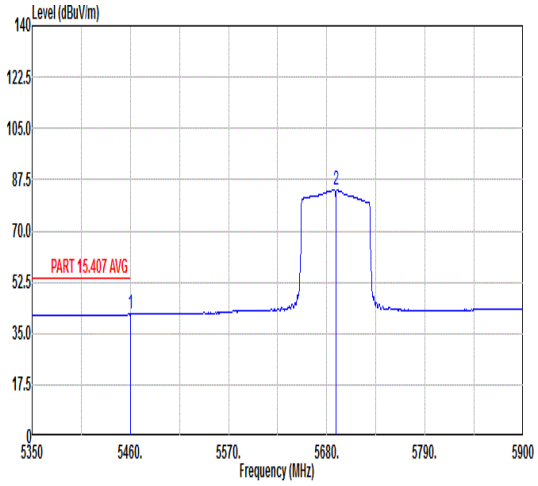 Freq Level Limit Line Margin Read Level Ant Factor Cable Loss Preamp Factor APos Remark TPos MHz dBuV/m dBuV/m dB dBuV dB/m dB dB cm deg 1 5460.00 41.50 54.00 -12.50 28.89 36.33 9.69 33.41 236 18 Average 2 5690.00 83.92 ------ ------ 70.92 36.49 9.95 33.44 236 18 Average	

Mode	32	
	Band Edge	
	U-NII-2C_5.47-5.725_802.11ac VHT80_CH138_5690MHz	
ANT	5	
Pol.	Vertical	Fundamental
Peak	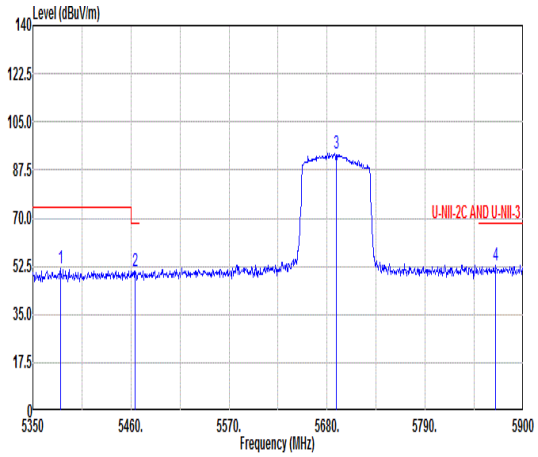 Freq Level Limit Line Margin Read Level Ant Factor Cable Loss Preamp Factor APos Remark TPos MHz dBuV/m dBuV/m dB dBuV dB/m dB dB cm deg 1 5381.35 51.85 74.00 -22.15 39.35 36.39 9.53 33.42 159 354 Peak 2 5464.95 50.92 68.30 -17.38 38.31 36.33 9.69 33.41 159 354 Peak 3 5690.00 93.50 ------ ------ 80.50 36.49 9.95 33.44 159 354 Peak 4 5869.20 52.97 68.30 -15.33 39.45 36.67 10.32 33.47 159 354 Peak	Blank
Avg	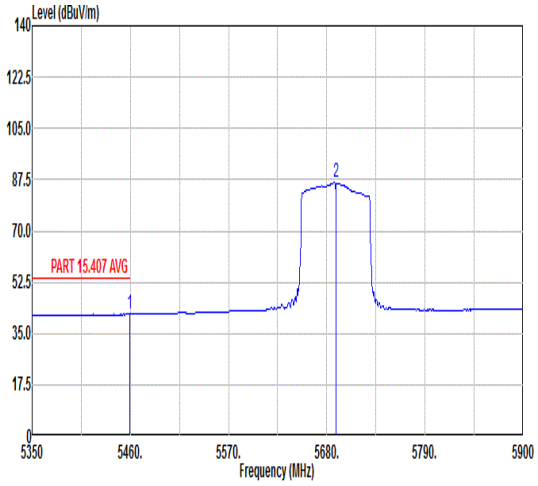 Freq Level Limit Line Margin Read Level Ant Factor Cable Loss Preamp Factor APos Remark TPos MHz dBuV/m dBuV/m dB dBuV dB/m dB dB cm deg 1 5459.45 41.60 54.00 -12.40 28.99 36.33 9.69 33.41 159 354 Average 2 5690.00 86.45 ------ ------ 73.45 36.49 9.95 33.44 159 354 Average	

Mode	33	
	Harmonic	
	U-NII-3_5.725-5.85_802.11a_CH149_5745MHz	
ANT	5	
Pol.	Horizontal	Vertical
Peak Avg	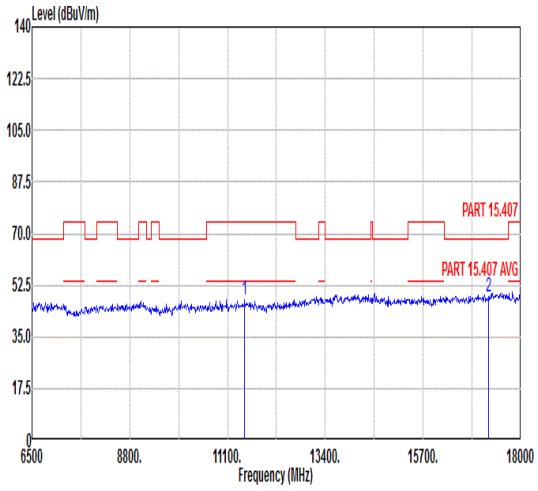 Freq Level Limit Line Margin Read Level Ant Factor Cable Loss Preamp Factor APos TPos Remark MHz dBuV/m dBuV/m dB dBuV dB/m dB dB cm deg 1 11490.00 47.34 74.00 -26.66 59.12 39.19 12.87 63.84 --- --- Peak 2 17235.00 48.53 68.30 -19.77 55.31 42.56 15.72 65.06 --- --- Peak	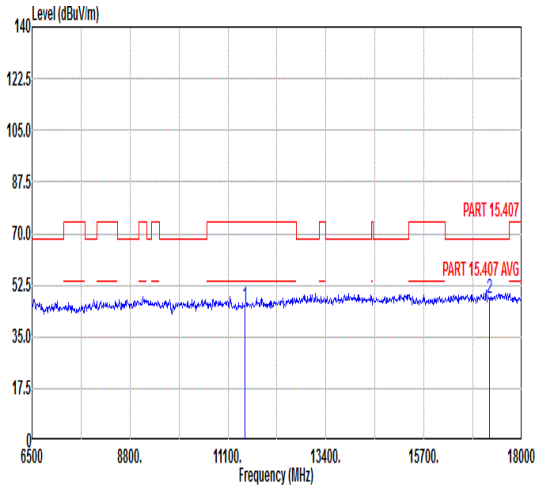 Freq Level Limit Line Margin Read Level Ant Factor Cable Loss Preamp Factor APos TPos Remark MHz dBuV/m dBuV/m dB dBuV dB/m dB dB cm deg 1 11490.00 45.67 74.00 -28.33 57.45 39.19 12.87 63.84 --- --- Peak 2 17235.00 47.99 68.30 -20.31 54.77 42.56 15.72 65.06 --- --- Peak

Mode	34	
	Harmonic	
	U-NII-3_5.725-5.85_802.11a_CH157_5785MHz	
ANT	5	
Pol.	Horizontal	Vertical
Peak Avg	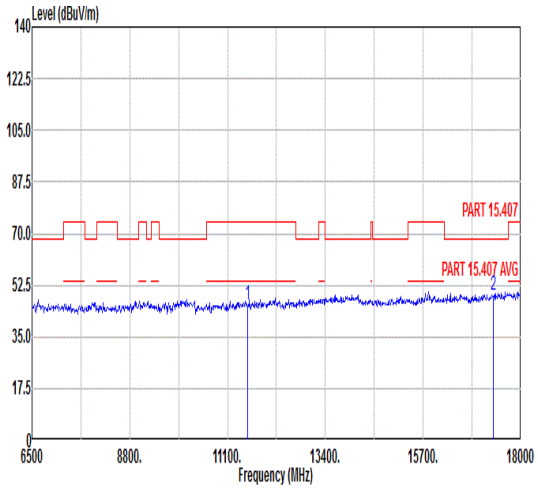 Freq Level Limit Line Margin Read Level Ant Factor Cable Loss Preamp Factor APos TPos Remark MHz dBuV/m dBuV/m dB dBuV dB/m dB dB cm deg 1 11570.00 45.83 74.00 -28.17 57.52 39.28 12.93 63.90 --- --- Peak 2 17355.00 49.07 68.30 -19.23 55.76 42.69 15.81 65.19 --- --- Peak	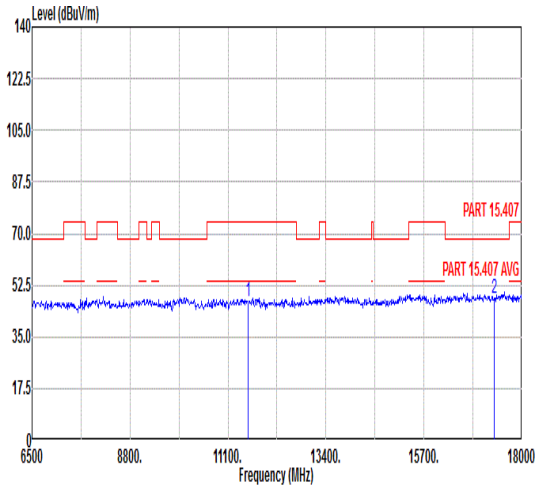 Freq Level Limit Line Margin Read Level Ant Factor Cable Loss Preamp Factor APos TPos Remark MHz dBuV/m dBuV/m dB dBuV dB/m dB dB cm deg 1 11570.00 47.03 74.00 -26.97 58.72 39.28 12.93 63.90 --- --- Peak 2 17355.00 48.13 68.30 -20.17 54.82 42.69 15.81 65.19 --- --- Peak

Mode	35	
	Harmonic	
	U-NII-3_5.725-5.85_802.11a_CH165_5825MHz	
ANT	5	
Pol.	Horizontal	Vertical
Peak Avg	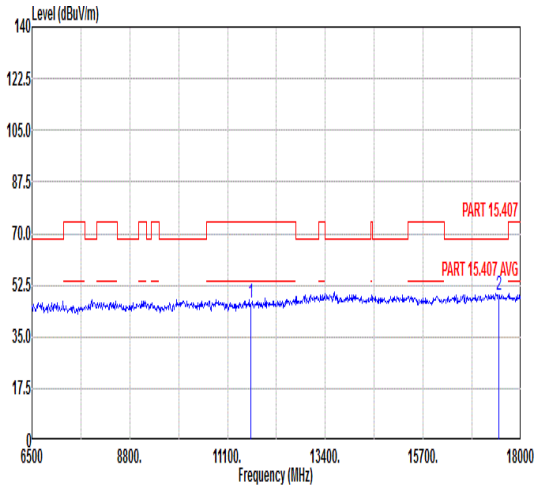 Freq Level Limit Line Margin Read Level Ant Factor Cable Loss Preamp Factor APos TPos Remark MHz dBuV/m dBuV/m dB dBuV dB/m dB dB cm deg 1 11650.00 46.45 74.00 -27.55 58.03 39.38 12.99 63.95 --- --- Peak 2 17475.00 49.26 68.30 -19.04 55.86 42.82 15.90 65.32 --- --- Peak	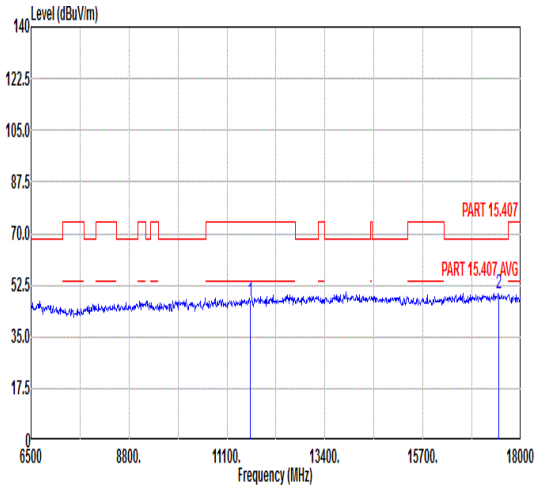 Freq Level Limit Line Margin Read Level Ant Factor Cable Loss Preamp Factor APos TPos Remark MHz dBuV/m dBuV/m dB dBuV dB/m dB dB cm deg 1 11650.00 46.91 74.00 -27.09 58.49 39.38 12.99 63.95 --- --- Peak 2 17475.00 49.40 68.30 -18.90 56.00 42.82 15.90 65.32 --- --- Peak

Mode	36	
	Band Edge	
	U-NII-3_5.725-5.85_802.11n HT20_CH149_5745MHz	
ANT	5	
Pol.	Horizontal	Fundamental
Peak	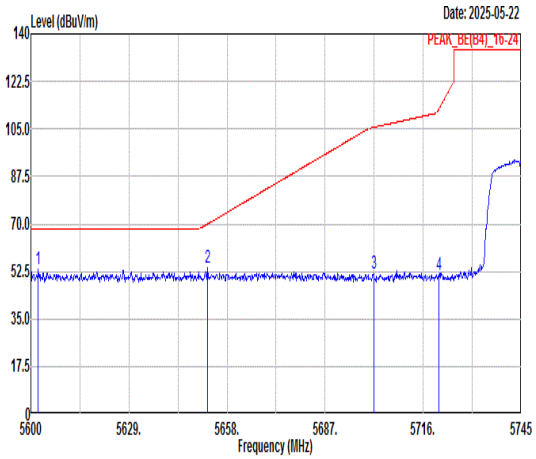 Freq Level Limit Line Margin (dB) Read Level Ant Factor Cable Loss Preamp Factor APos TPos Remark MHz dBuV/m dBuV/m dBuV dB/m dB dB cm deg 1 5602.18 53.39 68.30 -14.91 40.65 36.40 9.76 33.42 106 360 PEAK 2 5652.35 53.67 70.04 -16.37 40.78 36.45 9.87 33.43 106 360 PEAK 3 5701.36 51.74 105.58 -53.84 38.71 36.50 9.97 33.44 106 360 PEAK 4 5720.64 51.33 112.26 -60.93 38.24 36.52 10.01 33.44 106 360 PEAK	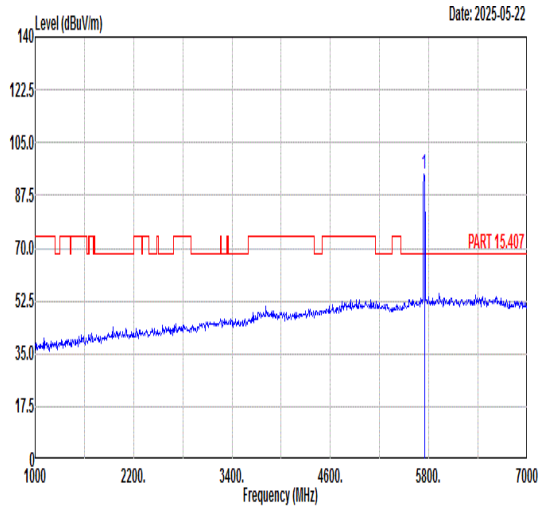 Freq Level Limit Line Margin (dB) Read Level Ant Factor Cable Loss Preamp Factor APos TPos Remark MHz dBuV/m dBuV/m dBuV dB/m dB dB cm deg 1 5745.00 94.32 ------ ------ 81.18 36.54 10.05 33.45 106 360 PEAK
Avg	Blank	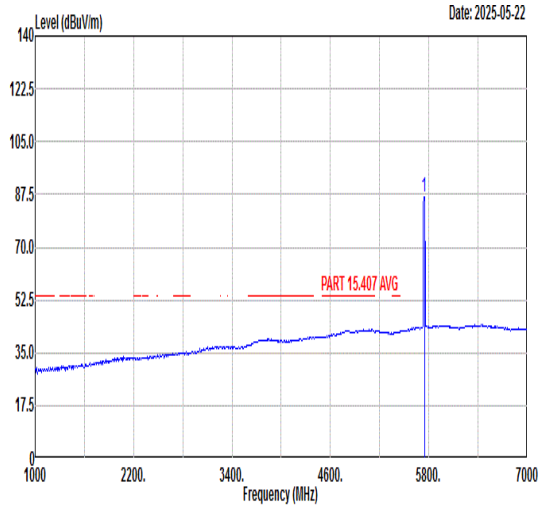 Freq Level Limit Line Margin (dB) Read Level Ant Factor Cable Loss Preamp Factor APos TPos Remark MHz dBuV/m dBuV/m dBuV dB/m dB dB cm deg 1 5745.00 86.74 ------ ------ 73.58 36.55 10.06 33.45 106 360 AVERAGE

Mode	36	
	Band Edge	
	U-NII-3_5.725-5.85_802.11n HT20_CH149_5745MHz	
ANT	5	
Pol.	Vertical	Fundamental
Peak	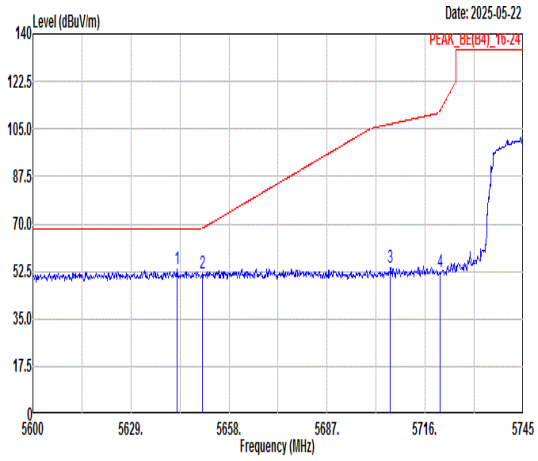 Freq Level Limit Line Margin (dB) Read Level Ant Factor Cable Loss Preamp Factor APos TPos Remark MHz dBuV/m dBuV/m dBuV dB/m dB dB cm deg 1 5642.63 53.13 68.30 -15.17 40.27 36.44 9.85 33.43 177 334 PEAK 2 5650.03 51.65 68.32 -16.67 38.77 36.45 9.86 33.43 177 334 PEAK 3 5705.71 53.92 106.80 -52.88 40.87 36.51 9.98 33.44 177 334 PEAK 4 5720.35 52.56 111.60 -59.04 39.47 36.52 10.01 33.44 177 334 PEAK	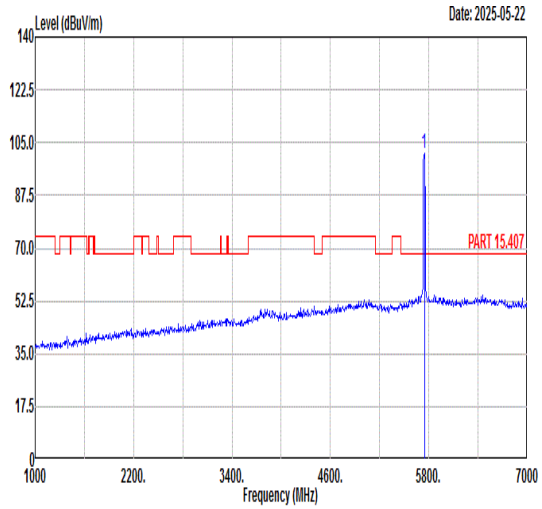 Freq Level Limit Line Margin (dB) Read Level Ant Factor Cable Loss Preamp Factor APos TPos Remark MHz dBuV/m dBuV/m dBuV dB/m dB dB cm deg 1 5745.00 101.65 ------ ------ 88.49 36.55 10.06 33.45 177 334 PEAK
Avg	Blank	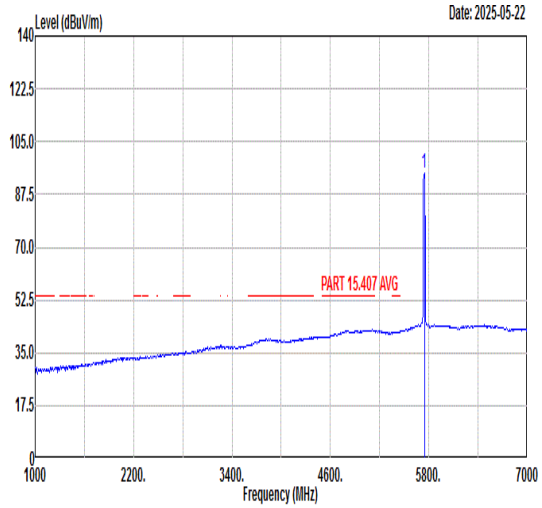 Freq Level Limit Line Margin (dB) Read Level Ant Factor Cable Loss Preamp Factor APos TPos Remark MHz dBuV/m dBuV/m dBuV dB/m dB dB cm deg 1 5745.00 94.55 ------ ------ 81.39 36.55 10.06 33.45 177 334 AVERAGE

Mode	36	
	Harmonic	
	U-NII-3_5.725-5.85_802.11n HT20_CH149_5745MHz	
ANT	5	
Pol.	Horizontal	Vertical
Peak Avg	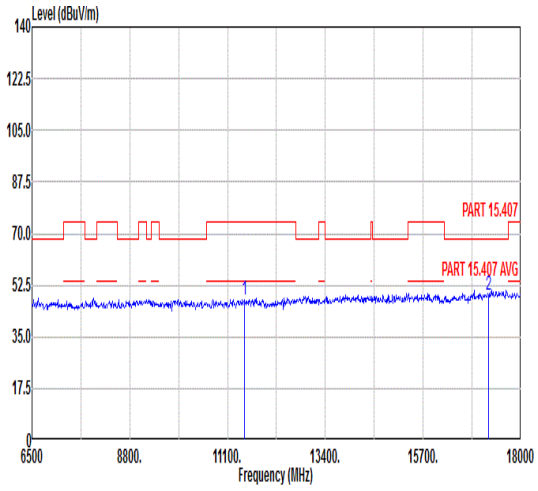 Freq Level Limit Line Margin Read Level Ant Factor Cable Loss Preamp Factor APos TPos Remark MHz dBuV/m dBuV/m dB dBuV dB/m dB dB cm deg 1 11490.00 47.41 74.00 -26.59 59.19 39.19 12.87 63.84 --- --- Peak 2 17235.00 49.38 68.30 -18.92 56.16 42.56 15.72 65.06 --- --- Peak	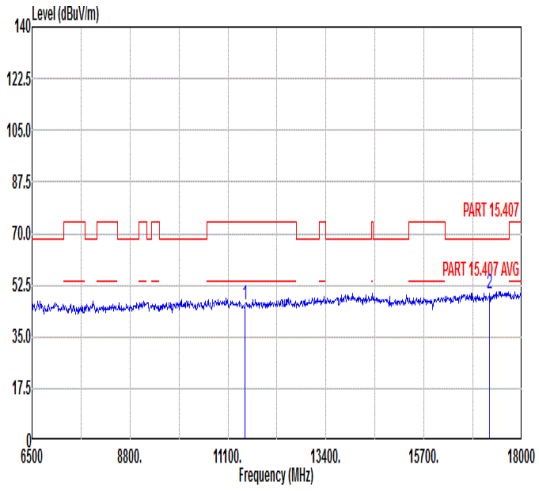 Freq Level Limit Line Margin Read Level Ant Factor Cable Loss Preamp Factor APos TPos Remark MHz dBuV/m dBuV/m dB dBuV dB/m dB dB cm deg 1 11490.00 45.86 74.00 -28.14 57.64 39.19 12.87 63.84 --- --- Peak 2 17235.00 49.78 68.30 -18.52 56.56 42.56 15.72 65.06 --- --- Peak

Mode	37	
	Harmonic	
	U-NII-3_5.725-5.85_802.11n HT20_CH157_5785MHz	
ANT	5	
Pol.	Horizontal	Vertical
Peak Avg	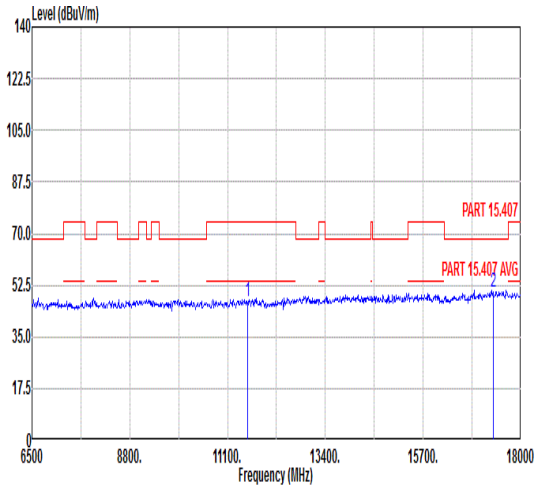 Freq Level Limit Line Margin Read Level Ant Factor Cable Loss Preamp Factor APos TPos Remark MHz dBuV/m dBuV/m dB dBuV dB/m dB dB cm deg 1 11570.00 46.81 74.00 -27.19 58.50 39.28 12.93 63.90 --- --- Peak 2 17355.00 50.01 68.30 -18.29 56.70 42.69 15.81 65.19 --- --- Peak	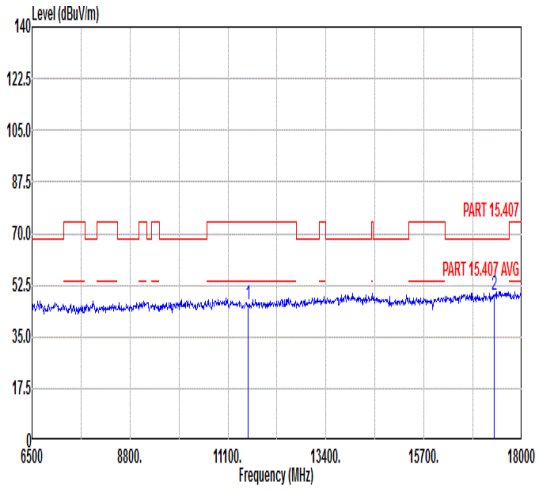 Freq Level Limit Line Margin Read Level Ant Factor Cable Loss Preamp Factor APos TPos Remark MHz dBuV/m dBuV/m dB dBuV dB/m dB dB cm deg 1 11570.00 46.07 74.00 -27.93 57.76 39.28 12.93 63.90 --- --- Peak 2 17355.00 49.29 68.30 -19.01 55.98 42.69 15.81 65.19 --- --- Peak

Mode	38	
	Band Edge	
	U-NII-3_5.725-5.85_802.11n HT20_CH165_5825MHz	
ANT	5	
Pol.	Horizontal	Fundamental
Peak	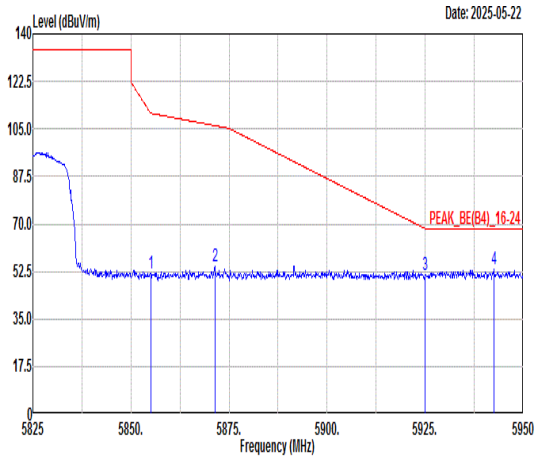 Freq Level Limit Line Margin (dB) Read Level Ant Factor Cable Loss Preamp Factor APos TPos Remark MHz dBuV/m dBuV/m dBuV dB/m dB dB cm deg 1 5855.00 51.52 110.80 -59.28 38.05 36.65 10.29 33.47 339 11 PEAK 2 5871.38 54.51 106.21 -51.70 40.98 36.67 10.33 33.47 339 11 PEAK 3 5924.88 51.45 68.39 -16.94 37.77 36.72 10.44 33.48 339 11 PEAK 4 5942.50 53.25 68.30 -15.05 39.52 36.74 10.48 33.49 339 11 PEAK	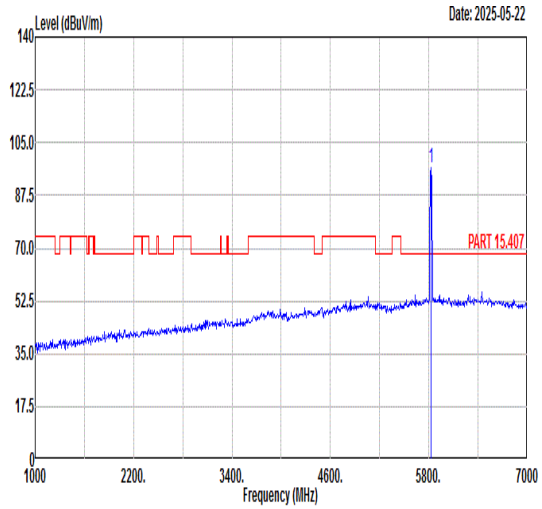 Freq Level Limit Line Margin (dB) Read Level Ant Factor Cable Loss Preamp Factor APos TPos Remark MHz dBuV/m dBuV/m dBuV dB/m dB dB cm deg 1 5825.00 96.53 ------ ------ 83.14 36.62 10.23 33.46 339 11 PEAK
Avg	Blank	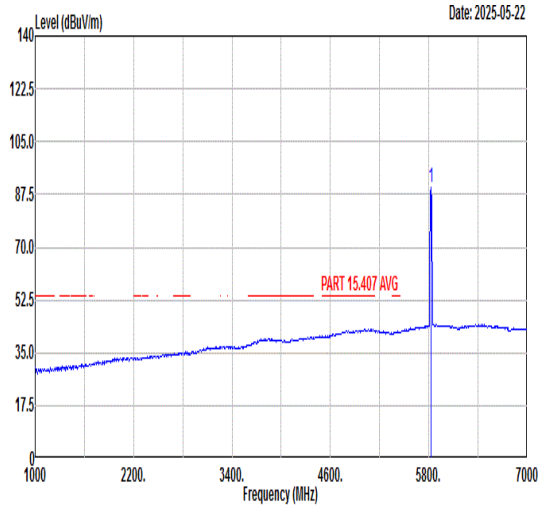 Freq Level Limit Line Margin (dB) Read Level Ant Factor Cable Loss Preamp Factor APos TPos Remark MHz dBuV/m dBuV/m dBuV dB/m dB dB cm deg 1 5825.00 89.88 ------ ------ 76.49 36.62 10.23 33.46 339 11 AVERAGE

Mode	38	
	Band Edge	
	U-NII-3_5.725-5.85_802.11n HT20_CH165_5825MHz	
ANT	5	
Pol.	Vertical	Fundamental
Peak	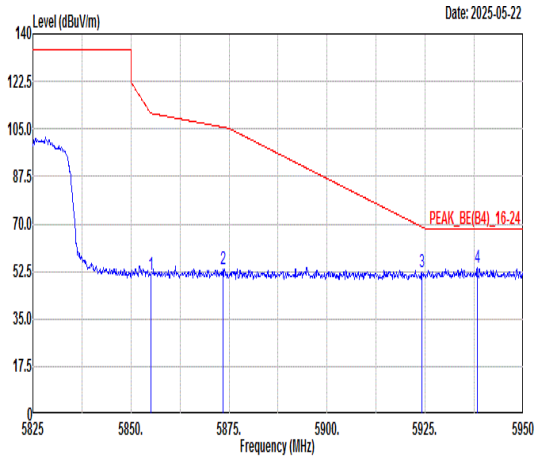 Freq Level Limit Line Margin (dB) Read Level Ant Factor Cable Loss Preamp Factor APos TPos Remark 1 5855.00 51.43 110.80 -59.37 37.96 36.65 10.29 33.47 182 328 PEAK 2 5873.50 53.49 105.62 -52.13 39.96 36.67 10.33 33.47 182 328 PEAK 3 5924.13 52.41 68.94 -16.53 38.73 36.72 10.44 33.48 182 328 PEAK 4 5938.25 53.65 68.30 -14.65 39.93 36.74 10.47 33.49 182 328 PEAK	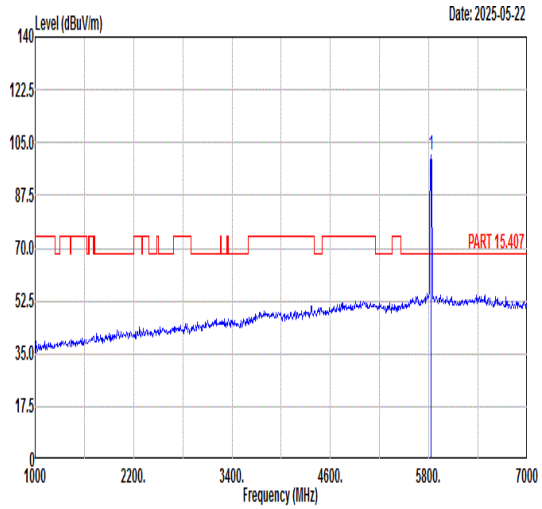 Freq Level Limit Line Margin (dB) Read Level Ant Factor Cable Loss Preamp Factor APos TPos Remark 1 5825.00 100.70 ------ ------ 87.31 36.62 10.23 33.46 182 328 PEAK
Avg	Blank	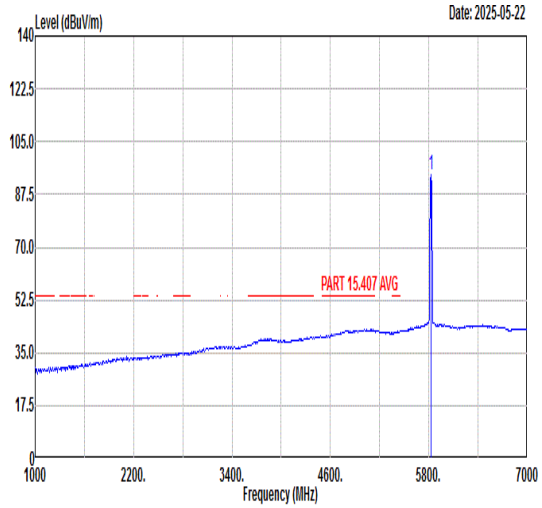 Freq Level Limit Line Margin (dB) Read Level Ant Factor Cable Loss Preamp Factor APos TPos Remark 1 5825.00 94.13 ------ ------ 80.74 36.62 10.23 33.46 182 328 AVERAGE

Mode	38	
	Harmonic	
	U-NII-3_5.725-5.85_802.11n HT20_CH165_5825MHz	
ANT	5	
Pol.	Horizontal	Vertical
Peak Avg	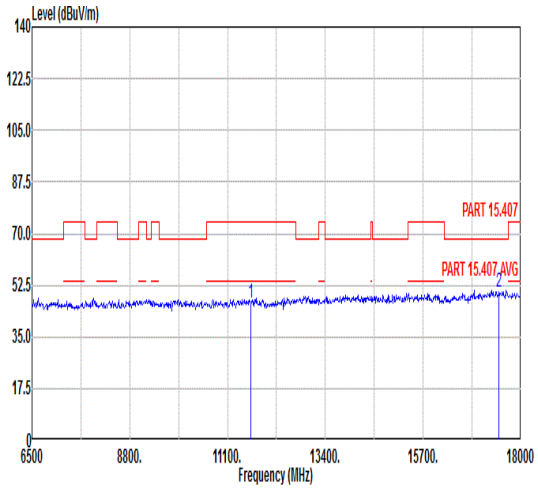 Freq Level Limit Line Margin Read Level Ant Factor Cable Loss Preamp Factor APos TPos Remark MHz dBuV/m dBuV/m dB dBuV dB/m dB dB cm deg 1 11650.00 46.50 74.00 -27.50 58.08 39.38 12.99 63.95 --- --- Peak 2 17475.00 50.17 68.30 -18.13 56.77 42.82 15.90 65.32 --- --- Peak	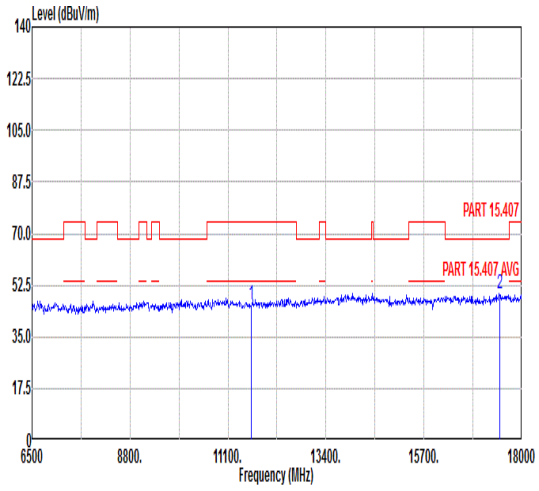 Freq Level Limit Line Margin Read Level Ant Factor Cable Loss Preamp Factor APos TPos Remark MHz dBuV/m dBuV/m dB dBuV dB/m dB dB cm deg 1 11650.00 45.89 74.00 -28.11 57.47 39.38 12.99 63.95 --- --- Peak 2 17475.00 49.44 68.30 -18.86 56.04 42.82 15.90 65.32 --- --- Peak

Mode	39	
	Band Edge - L	
	U-NII-3_5.725-5.85_802.11n HT40_CH151_5755MHz	
ANT	5	
Pol.	Horizontal	Fundamental
Peak	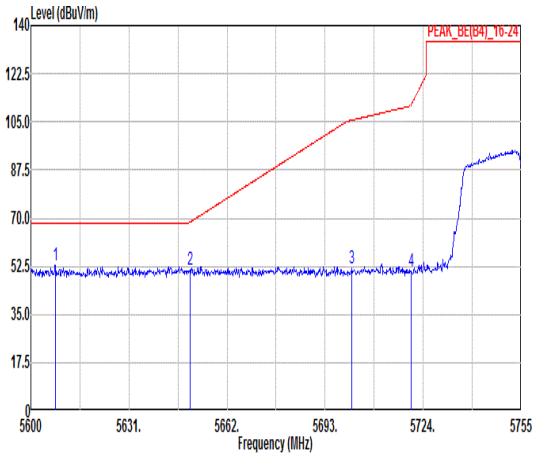 Freq Level Limit Line Margin Read Level Ant Factor Cable Loss Preamp Factor APos TPos Remark MHz dBuV/m dBuV/m dB dBuV dB/m dB dB cm deg 1 5607.75 52.76 68.30 -15.54 40.00 36.41 9.77 33.42 337 17 PEAK 2 5650.38 51.36 68.58 -17.22 38.48 36.45 9.86 33.43 337 17 PEAK 3 5701.53 51.56 105.63 -54.07 38.53 36.50 9.97 33.44 337 17 PEAK 4 5720.13 50.78 111.09 -60.31 37.69 36.52 10.01 33.44 337 17 PEAK	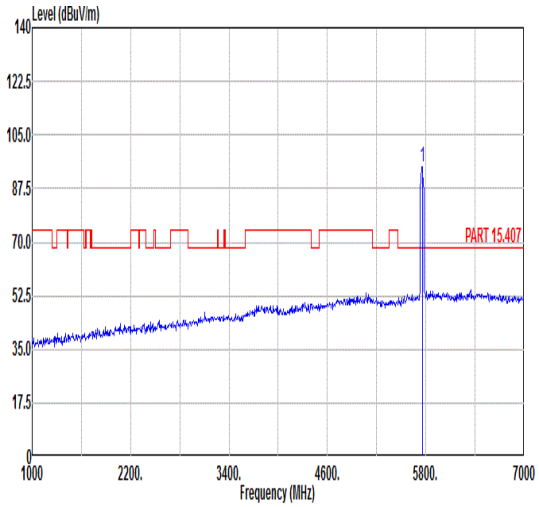 Freq Level Limit Line Margin Read Level Ant Factor Cable Loss Preamp Factor APos TPos Remark MHz dBuV/m dBuV/m dB dBuV dB/m dB dB cm deg 1 5755.00 94.83 ------ ------ 81.65 36.55 10.08 33.45 337 17 PEAK
Avg	Blank	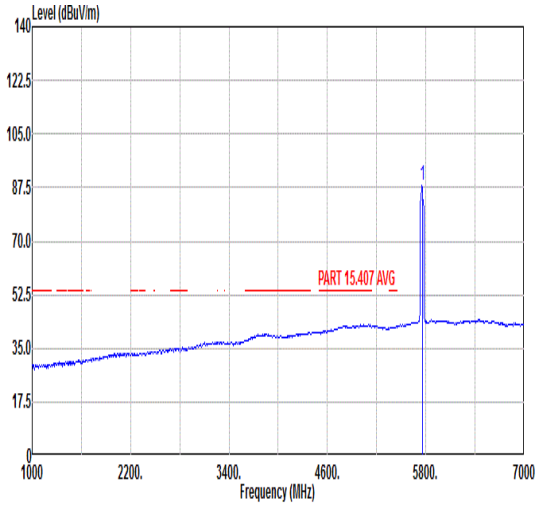 Freq Level Limit Line Margin Read Level Ant Factor Cable Loss Preamp Factor APos TPos Remark MHz dBuV/m dBuV/m dB dBuV dB/m dB dB cm deg 1 5755.00 88.07 ------ ------ 74.89 36.55 10.08 33.45 337 17 AVERAGE

Mode	39	
	Band Edge - R	
	U-NII-3_5.725-5.85_802.11n HT40_CH151_5755MHz	
ANT	5	
Pol.	Horizontal	Fundamental
Peak	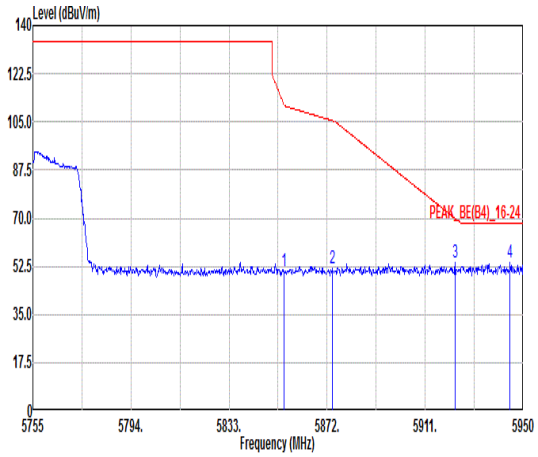 Freq Level Limit Line Margin Read Level Ant Factor Cable Loss Preamp Factor APos TPos Remark MHz dBuV/m dBuV/m dB dBuV dB/m dB dB cm deg 1 5854.84 50.47 111.17 -60.70 37.00 36.65 10.29 33.47 337 17 PEAK 2 5874.15 51.61 105.44 -53.83 38.08 36.67 10.33 33.47 337 17 PEAK 3 5922.90 53.70 69.85 -16.15 40.03 36.72 10.43 33.48 337 17 PEAK 4 5944.74 53.99 68.30 -14.31 40.26 36.74 10.48 33.49 337 17 PEAK	Blank

Mode	39	
	Band Edge - L	
	U-NII-3_5.725-5.85_802.11n HT40_CH151_5755MHz	
ANT	5	
Pol.	Vertical	Fundamental
Peak	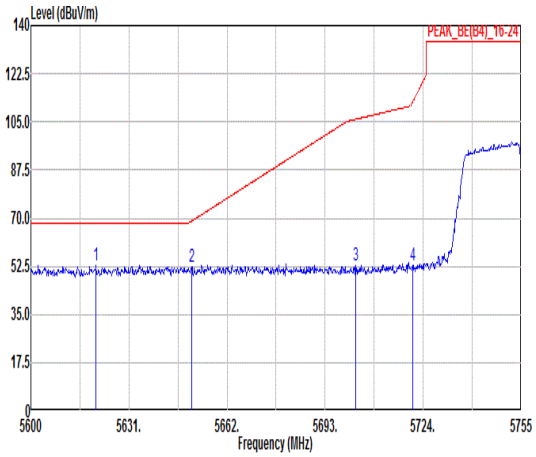 Freq Level Limit Line Margin Read Level Ant Factor Cable Loss Preamp Factor APos TPos Remark MHz dBuV/m dBuV/m dB dBuV dB/m dB dB cm deg 1 5620.62 52.74 68.30 -15.56 39.94 36.42 9.80 33.42 174 324 PEAK 2 5650.84 52.12 68.92 -16.80 39.24 36.45 9.86 33.43 174 324 PEAK 3 5702.61 52.82 105.93 -53.11 39.79 36.50 9.97 33.44 174 324 PEAK 4 5720.59 52.91 112.15 -59.24 39.82 36.52 10.01 33.44 174 324 PEAK	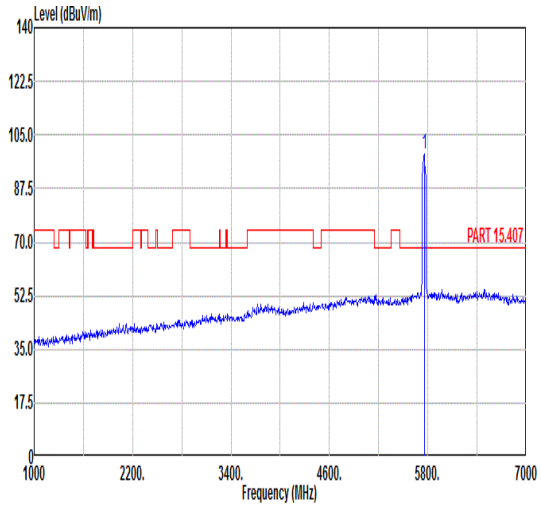 Freq Level Limit Line Margin Read Level Ant Factor Cable Loss Preamp Factor APos TPos Remark MHz dBuV/m dBuV/m dB dBuV dB/m dB dB cm deg 1 5755.00 98.87 ------ ------ 85.67 36.56 10.09 33.45 174 324 PEAK
Avg	Blank	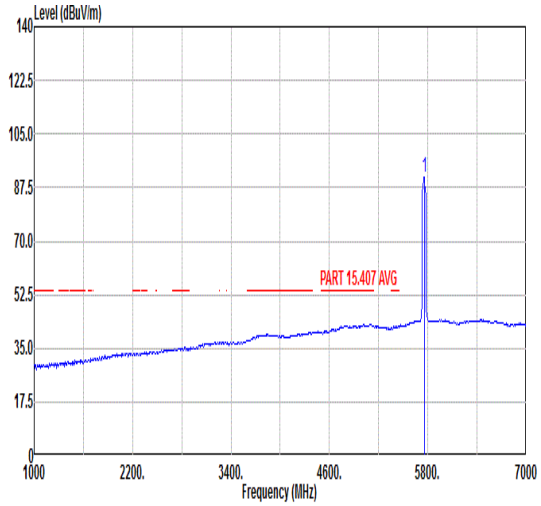 Freq Level Limit Line Margin Read Level Ant Factor Cable Loss Preamp Factor APos TPos Remark MHz dBuV/m dBuV/m dB dBuV dB/m dB dB cm deg 1 5755.00 91.02 ------ ------ 77.84 36.55 10.08 33.45 174 324 AVERAGE

Mode	39	
	Band Edge - R	
	U-NII-3_5.725-5.85_802.11n HT40_CH151_5755MHz	
ANT	5	
Pol.	Vertical	Fundamental
Peak	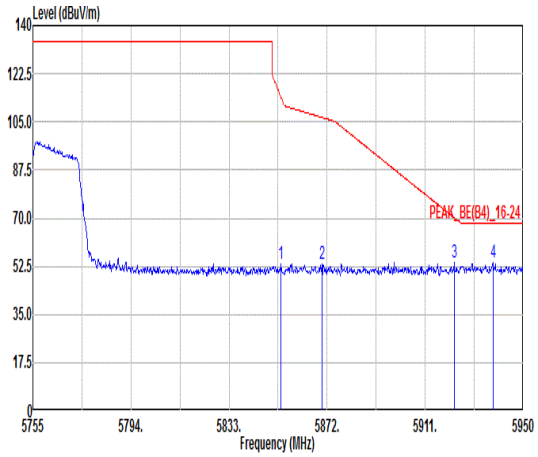 Freq / Level / Limit Line / Margin / Read Level / Ant Factor / Cable Loss / Preamp Factor / APos / TPos / Remark MHz / dBuV/m / dBuV/m / dB / dBuV / dB/m / dB / dB / cm / deg 1 5853.67 53.44 113.83 -60.39 39.97 36.65 10.29 33.47 174 324 PEAK 2 5869.86 53.48 106.64 -53.16 39.96 36.67 10.32 33.47 174 324 PEAK 3 5922.51 53.65 70.13 -16.48 39.98 36.72 10.43 33.48 174 324 PEAK 4 5937.91 53.87 68.30 -14.43 40.15 36.74 10.47 33.49 174 324 PEAK	Blank

Mode	39	
	Harmonic	
	U-NII-3_5.725-5.85_802.11n HT40_CH151_5755MHz	
ANT	5	
Pol.	Horizontal	Vertical
Peak Avg	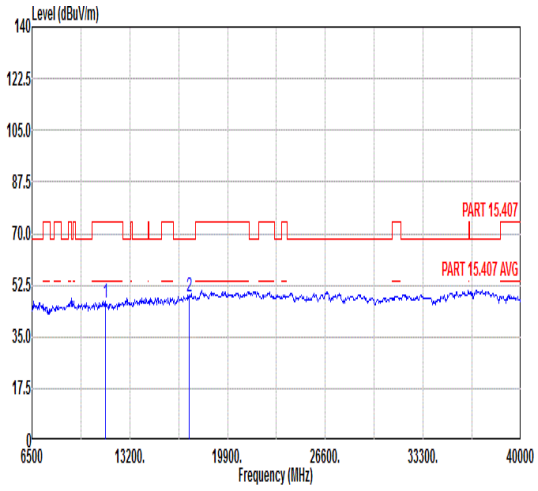 Freq Level Limit Line Margin Read Level Ant Factor Cable Loss Preamp Factor APos TPos Remark MHz dBuV/m dBuV/m dB dBuV dB/m dB dB cm deg 1 11510.00 46.54 74.00 -27.46 58.30 39.21 12.89 63.86 --- --- Peak 2 17265.00 48.38 68.30 -19.92 55.14 42.59 15.74 65.09 --- --- Peak	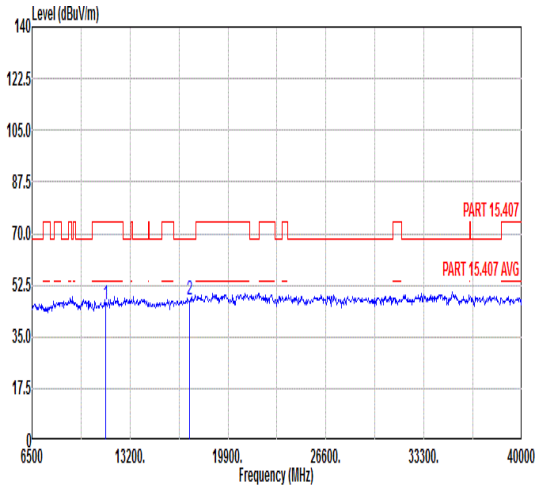 Freq Level Limit Line Margin Read Level Ant Factor Cable Loss Preamp Factor APos TPos Remark MHz dBuV/m dBuV/m dB dBuV dB/m dB dB cm deg 1 11510.00 45.80 74.00 -28.20 57.56 39.21 12.89 63.86 --- --- Peak 2 17265.00 47.68 68.30 -20.62 54.44 42.59 15.74 65.09 --- --- Peak

Mode	40	
	Band Edge - L	
	U-NII-3_5.725-5.85_802.11n HT40_CH159_5795MHz	
ANT	5	
Pol.	Horizontal	Fundamental
Peak	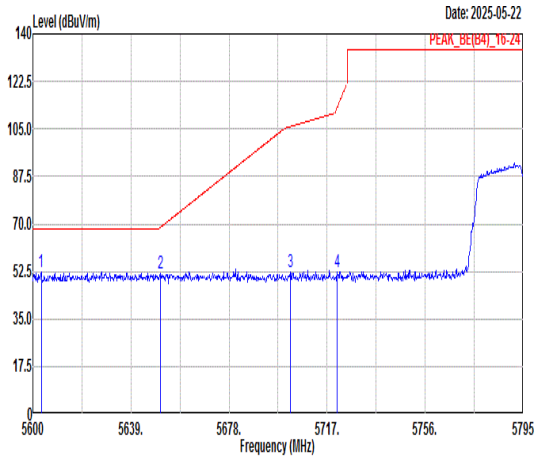 Freq Level Limit Line Margin (dB) Read Level Ant Factor Cable Loss Preamp Factor APos TPos Remark MHz dBuV/m dBuV/m dBuV dB/m dB dB cm deg 1 5603.32 52.19 68.30 -16.11 39.45 36.40 9.76 33.42 300 9 PEAK 2 5650.70 51.71 68.82 -17.11 38.83 36.45 9.86 33.43 300 9 PEAK 3 5702.38 52.30 105.87 -53.57 39.27 36.50 9.97 33.44 300 9 PEAK 4 5720.90 52.23 112.85 -60.62 39.14 36.52 10.01 33.44 300 9 PEAK	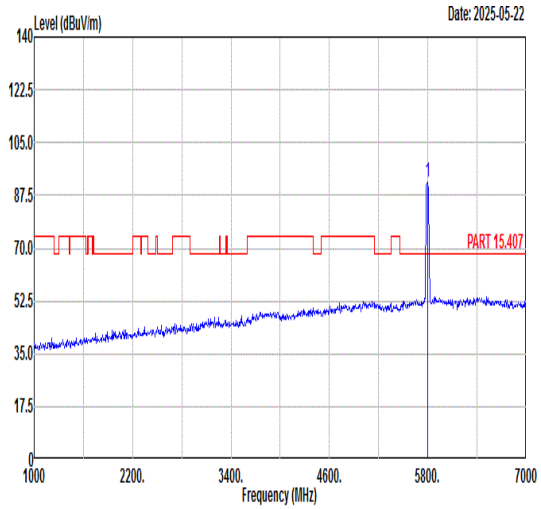 Freq Level Limit Line Margin (dB) Read Level Ant Factor Cable Loss Preamp Factor APos TPos Remark MHz dBuV/m dBuV/m dBuV dB/m dB dB cm deg 1 5795.00 92.18 ------ ------ 78.89 36.59 10.16 33.46 300 9 PEAK
Avg	Blank	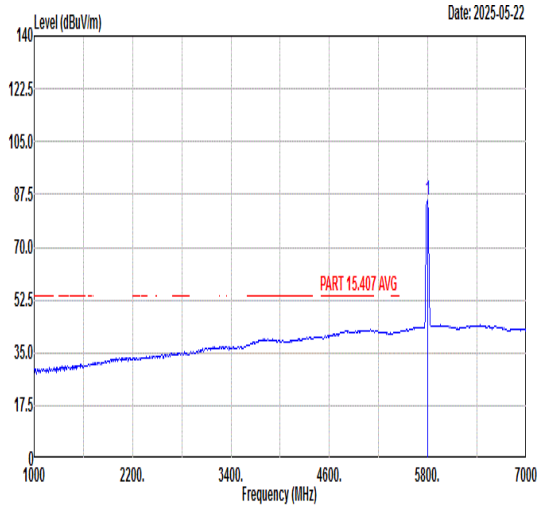 Freq Level Limit Line Margin (dB) Read Level Ant Factor Cable Loss Preamp Factor APos TPos Remark MHz dBuV/m dBuV/m dBuV dB/m dB dB cm deg 1 5795.00 85.36 ------ ------ 72.07 36.59 10.16 33.46 300 9 AVERAGE

Mode	40	
	Band Edge - R	
	U-NII-3_5.725-5.85_802.11n HT40_CH159_5795MHz	
ANT	5	
Pol.	Horizontal	Fundamental
Peak	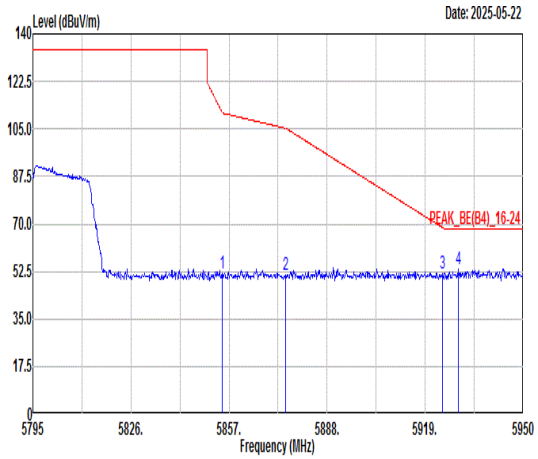 Freq Level Limit Line Margin (dB) Read Level Ant Factor Cable Loss Preamp Factor APos TPos Remark MHz dBuV/m dBuV/m dBuV dB/m dB dB cm deg 1 5854.83 51.69 111.19 -59.50 38.22 36.65 10.29 33.47 300 9 PEAK 2 5874.98 51.23 105.21 -53.98 37.70 36.67 10.33 33.47 300 9 PEAK 3 5924.58 51.83 68.61 -16.78 38.15 36.72 10.44 33.48 300 9 PEAK 4 5929.39 53.25 68.30 -15.05 39.56 36.73 10.45 33.49 300 9 PEAK	Blank

Mode	40	
	Band Edge - L	
	U-NII-3_5.725-5.85_802.11n HT40_CH159_5795MHz	
ANT	5	
Pol.	Vertical	Fundamental
Peak	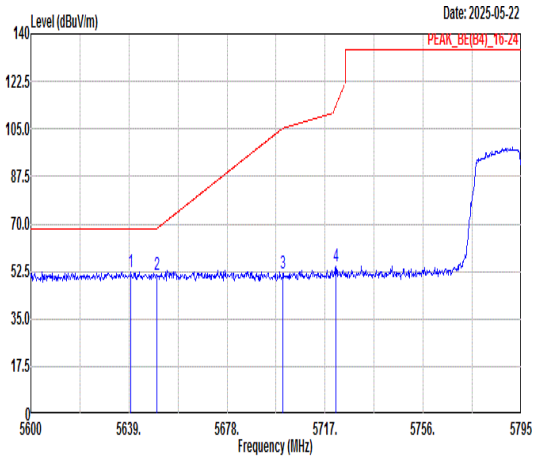 Freq Level Limit Line Margin (dB) Read Level Ant Factor Cable Loss Preamp Factor APos TPos Remark MHz dBuV/m dBuV/m dBuV dB/m dB dB cm deg 1 5639.78 52.34 68.30 -15.96 39.49 36.44 9.84 33.43 174 331 PEAK 2 5650.12 51.14 68.39 -17.25 38.26 36.45 9.86 33.43 174 331 PEAK 3 5700.23 51.59 105.26 -53.67 38.56 36.50 9.97 33.44 174 331 PEAK 4 5721.29 54.35 113.74 -59.39 41.26 36.52 10.01 33.44 174 331 PEAK	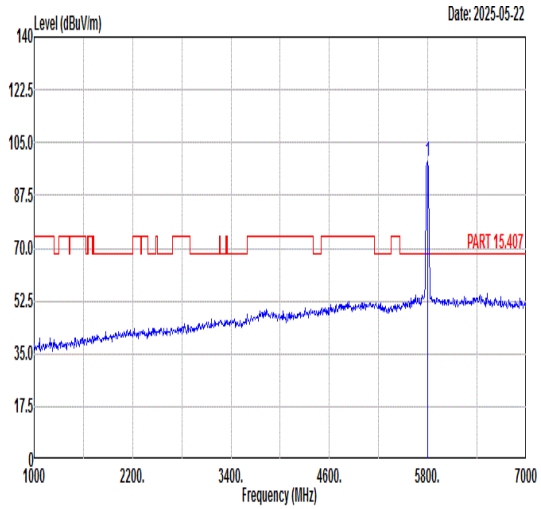 Freq Level Limit Line Margin (dB) Read Level Ant Factor Cable Loss Preamp Factor APos TPos Remark MHz dBuV/m dBuV/m dBuV dB/m dB dB cm deg 1 5795.00 98.81 ------ ------ 85.52 36.59 10.16 33.46 174 331 PEAK
Avg	Blank	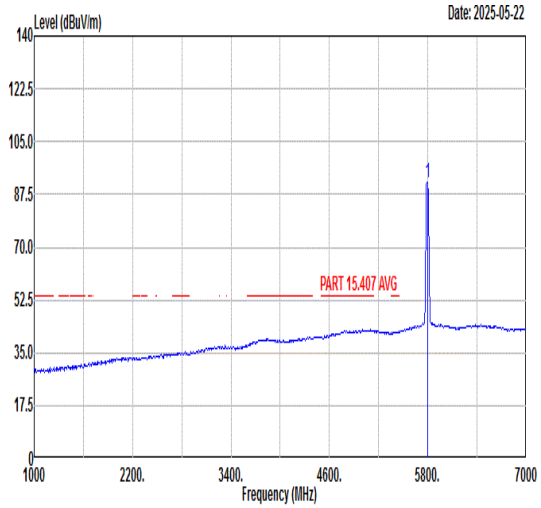 Freq Level Limit Line Margin (dB) Read Level Ant Factor Cable Loss Preamp Factor APos TPos Remark MHz dBuV/m dBuV/m dBuV dB/m dB dB cm deg 1 5795.00 91.24 ------ ------ 77.95 36.59 10.16 33.46 174 331 AVERAGE

Mode	40	
	Band Edge - R	
	U-NII-3_5.725-5.85_802.11n HT40_CH159_5795MHz	
ANT	5	
Pol.	Vertical	Fundamental
Peak	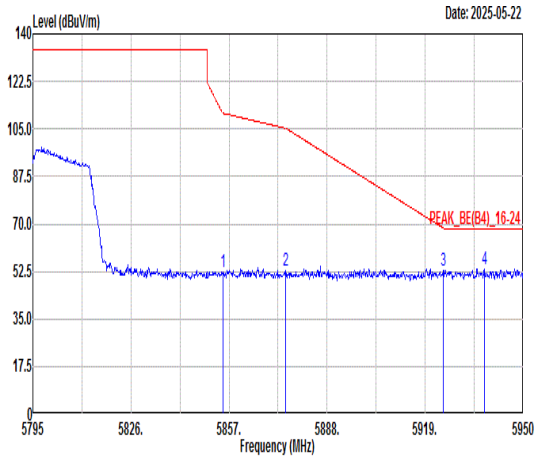 Freq Level Limit Line Margin (dB) Read Level Ant Factor Cable Loss Preamp Factor APos TPos Remark MHz dBuV/m dBuV/m dBuV dB/m dB dB cm deg 1 5854.99 52.27 110.83 -58.56 38.80 36.65 10.29 33.47 174 331 PEAK 2 5874.98 52.58 105.21 -52.63 39.05 36.67 10.33 33.47 174 331 PEAK 3 5924.74 52.92 68.49 -15.57 39.24 36.72 10.44 33.48 174 331 PEAK 4 5937.76 53.22 68.30 -15.08 39.50 36.74 10.47 33.49 174 331 PEAK	Blank

Mode	41	
	Band Edge - L	
	U-NII-3_5.725-5.85_802.11ac VHT80_CH155_5775MHz	
ANT	5	
Pol.	Horizontal	Fundamental
Peak	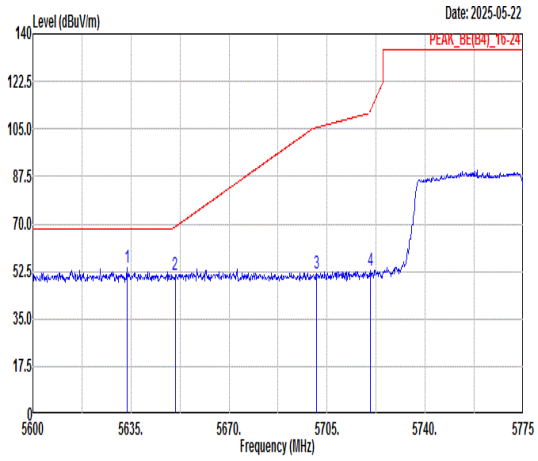 Freq Level Limit Line Margin (dB) Read Level Ant Factor Cable Loss Preamp Factor APos TPos Remark MHz dBuV/m dBuV/m dBuV dB/m dB dB cm deg 1 5633.60 53.85 68.30 -14.45 41.02 36.43 9.83 33.43 308 25 PEAK 2 5650.75 51.07 68.86 -17.79 38.19 36.45 9.86 33.43 308 25 PEAK 3 5701.33 51.66 105.57 -53.91 38.63 36.50 9.97 33.44 308 25 PEAK 4 5720.40 52.60 111.71 -59.11 39.51 36.52 10.01 33.44 308 25 PEAK	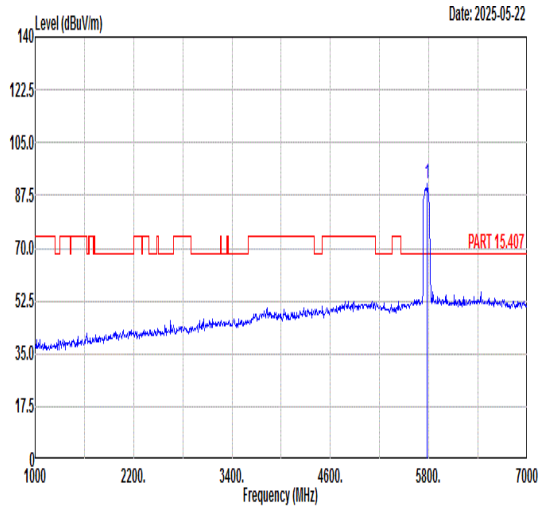 Freq Level Limit Line Margin (dB) Read Level Ant Factor Cable Loss Preamp Factor APos TPos Remark MHz dBuV/m dBuV/m dBuV dB/m dB dB cm deg 1 5775.00 91.29 ------ ------ 78.03 36.58 10.14 33.46 308 25 PEAK
Avg	Blank	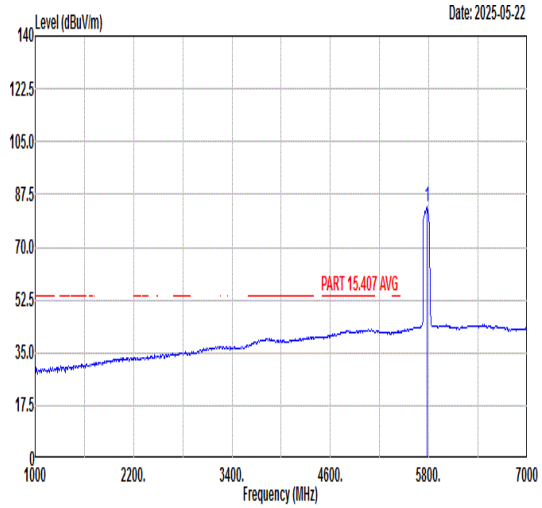 Freq Level Limit Line Margin (dB) Read Level Ant Factor Cable Loss Preamp Factor APos TPos Remark MHz dBuV/m dBuV/m dBuV dB/m dB dB cm deg 1 5775.00 83.46 ------ ------ 70.21 36.58 10.13 33.46 308 25 AVERAGE

Mode	41	
	Band Edge - R	
	U-NII-3_5.725-5.85_802.11ac VHT80_CH155_5775MHz	
ANT	5	
Pol.	Horizontal	Fundamental
Peak	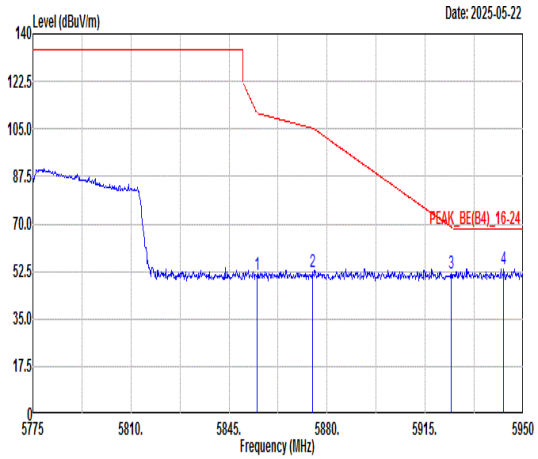 Freq Level Limit Line Margin (dB) Read Level Ant Factor Cable Loss Preamp Factor APos TPos Remark MHz dBuV/m dBuV/m dBuV dB/m dB dB cm deg 1 5854.98 51.43 110.86 -59.43 37.96 36.65 10.29 33.47 308 25 PEAK 2 5874.93 52.23 105.22 -52.99 38.70 36.67 10.33 33.47 308 25 PEAK 3 5924.28 51.63 68.83 -17.20 37.95 36.72 10.44 33.48 308 25 PEAK 4 5943.00 53.34 68.30 -14.96 39.61 36.74 10.48 33.49 308 25 PEAK	Blank

Mode	41	
	Band Edge - L	
	U-NII-3_5.725-5.85_802.11ac VHT80_CH155_5775MHz	
ANT	5	
Pol.	Vertical	Fundamental
Peak	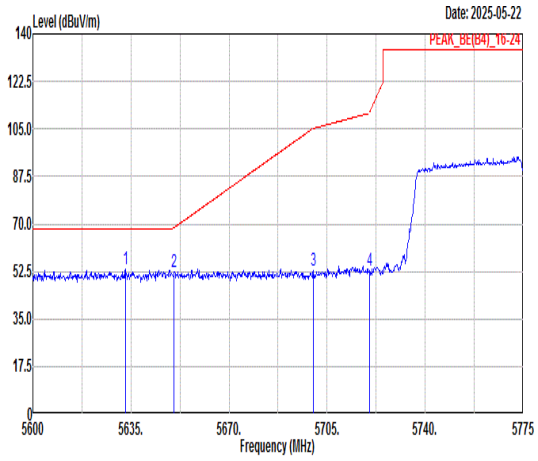 Freq Level Limit Line Margin (dB) Read Level Ant Factor Cable Loss Preamp Factor APos TPos Remark MHz dBuV/m dBuV/m dBuV dB/m dB dB cm deg 1 5633.08 53.18 68.30 -15.12 40.35 36.43 9.83 33.43 303 322 PEAK 2 5650.40 52.24 68.60 -16.36 39.36 36.45 9.86 33.43 303 322 PEAK 3 5700.10 52.66 105.23 -52.57 39.63 36.50 9.97 33.44 303 322 PEAK 4 5720.05 52.61 110.91 -58.30 39.52 36.52 10.01 33.44 303 322 PEAK	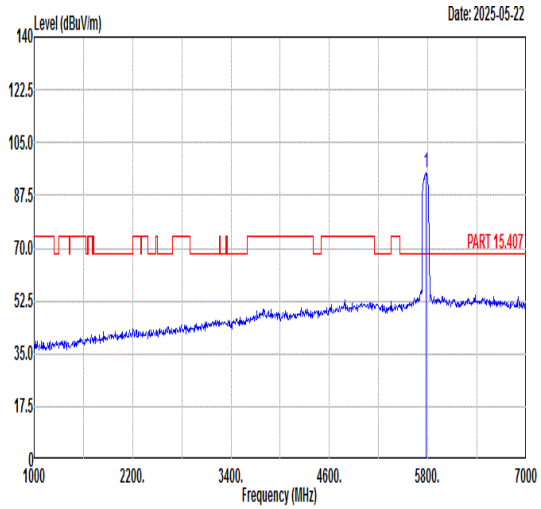 Freq Level Limit Line Margin (dB) Read Level Ant Factor Cable Loss Preamp Factor APos TPos Remark MHz dBuV/m dBuV/m dBuV dB/m dB dB cm deg 1 5775.00 95.19 ------ ------ 81.93 36.58 10.14 33.46 303 322 PEAK
Avg	Blank	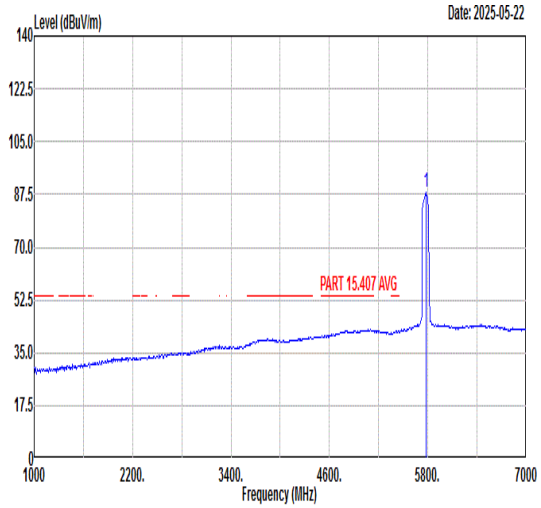 Freq Level Limit Line Margin (dB) Read Level Ant Factor Cable Loss Preamp Factor APos TPos Remark MHz dBuV/m dBuV/m dBuV dB/m dB dB cm deg 1 5775.00 88.15 ------ ------ 74.90 36.58 10.13 33.46 303 322 AVERAGE

Mode	41	
	Band Edge - R	
	U-NII-3_5.725-5.85_802.11ac VHT80_CH155_5775MHz	
ANT	5	
Pol.	Vertical	Fundamental
Peak	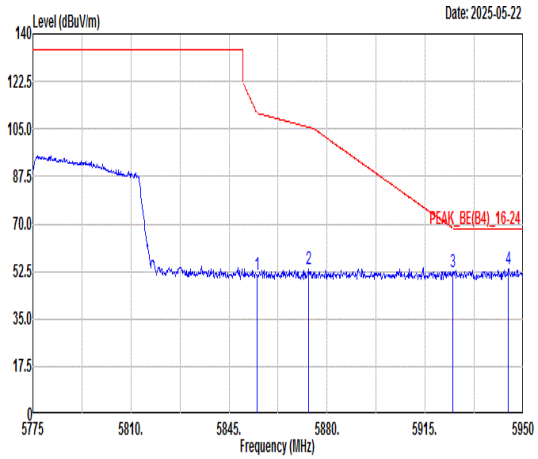 Freq Level Limit Line Margin (dB) Read Level Ant Factor Cable Loss Preamp Factor APos TPos Remark MHz dBuV/m dBuV/m dBuV dB/m dB dB cm deg 1 5854.98 51.36 110.86 -59.50 37.89 36.65 10.29 33.47 303 322 PEAK 2 5873.53 53.16 105.61 -52.45 39.63 36.67 10.33 33.47 303 322 PEAK 3 5924.98 52.29 68.32 -16.03 38.62 36.72 10.44 33.49 303 322 PEAK 4 5944.75 53.52 68.30 -14.78 39.79 36.74 10.48 33.49 303 322 PEAK	Blank

Mode	42	
	LF	
	U-NII-2A_5.25-5.35_802.11ac VHT80_ LF_CH58_5290MHz	
ANT	5	
Pol.	Horizontal	Vertical
Peak	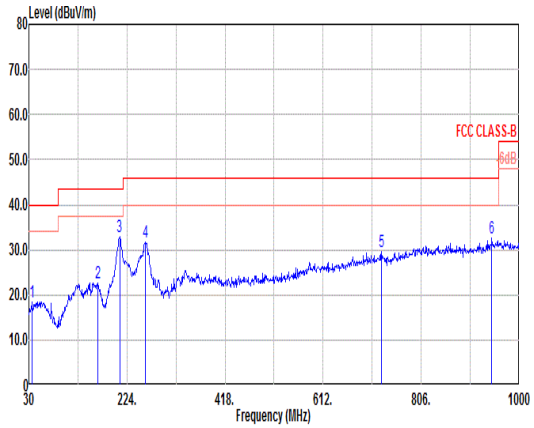 Freq Level Limit Line Margin Read Level Ant Factor Cable Loss Preamp Factor APos TPos Remark MHz dBuV/m dBuV/m dB dBuV dB/m dB dB cm deg 1 35.82 18.52 40.00 -21.48 27.41 22.23 0.58 31.70 --- --- Peak 2 165.80 22.65 43.50 -20.85 36.84 16.07 1.31 31.57 --- --- Peak 3 209.45 32.85 43.50 -10.65 47.82 15.06 1.47 31.50 --- --- Peak 4 259.89 31.82 46.00 -14.18 41.93 19.73 1.68 31.52 --- --- Peak 5 727.43 29.65 46.00 -16.35 29.95 27.94 2.81 31.05 --- --- Peak 6 945.68 32.53 46.00 -13.47 28.98 31.19 3.22 30.86 --- --- Peak	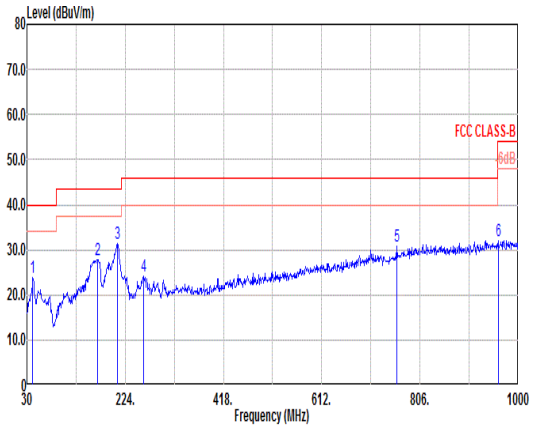 Freq Level Limit Line Margin Read Level Ant Factor Cable Loss Preamp Factor APos TPos Remark MHz dBuV/m dBuV/m dB dBuV dB/m dB dB cm deg 1 41.64 23.80 40.00 -16.20 35.83 19.07 0.63 31.73 --- --- Peak 2 169.68 27.74 43.50 -15.76 42.16 15.81 1.33 31.56 --- --- Peak 3 208.48 31.25 43.50 -12.25 46.21 15.07 1.47 31.50 --- --- Peak 4 259.89 24.10 46.00 -21.90 34.21 19.73 1.68 31.52 --- --- Peak 5 760.41 30.66 46.00 -15.34 29.93 28.88 2.87 31.02 --- --- Peak 6 960.23 32.15 54.00 -21.85 27.96 31.76 3.25 30.82 --- --- Peak

Mode	43	
	LF	
	U-NII-3_5.725-5.85_802.11n HT40_ LF_CH151_5755MHz	
ANT	5	
Pol.	Horizontal	Vertical
Peak	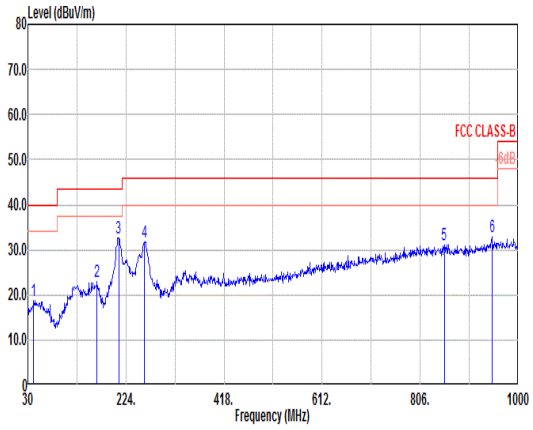	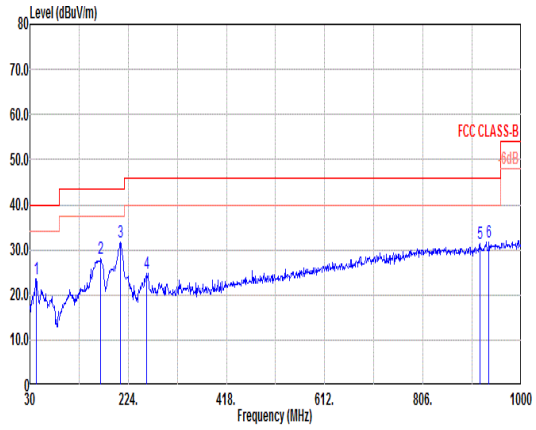

Horizontal:

	Freq	Level	Limit Line	Margin	Read Level	Ant Factor	Cable Loss	Preamp Factor	APos	TPos	Remark
	MHz	dBuV/m	dBuV/m	dB	dBuV	dB/m	dB	dB	cm	deg	
1	41.64	18.83	40.00	-21.17	30.86	19.07	0.63	31.73	---	---	Peak
2	166.77	23.01	43.50	-20.49	37.25	16.01	1.32	31.57	---	---	Peak
3	209.45	32.73	43.50	-10.77	47.70	15.06	1.47	31.50	---	---	Peak
4	259.89	31.63	46.00	-14.37	41.74	19.73	1.68	31.52	---	---	Peak
5	853.53	31.20	46.00	-14.80	30.15	29.04	3.06	31.05	---	---	Peak
6	947.62	32.97	46.00	-13.03	29.32	31.28	3.23	30.86	---	---	Peak

Vertical:

	Freq	Level	Limit Line	Margin	Read Level	Ant Factor	Cable Loss	Preamp Factor	APos	TPos	Remark
	MHz	dBuV/m	dBuV/m	dB	dBuV	dB/m	dB	dB	cm	deg	
1	42.61	23.52	40.00	-16.48	36.12	18.52	0.63	31.75	---	---	Peak
2	169.68	28.11	43.50	-15.39	42.53	15.81	1.33	31.56	---	---	Peak
3	208.48	31.56	43.50	-11.94	46.52	15.07	1.47	31.50	---	---	Peak
4	260.86	24.86	46.00	-21.14	35.01	19.69	1.68	31.52	---	---	Peak
5	918.52	31.30	46.00	-14.70	28.98	30.07	3.19	30.94	---	---	Peak
6	935.98	31.78	46.00	-14.22	28.75	30.71	3.21	30.89	---	---	Peak

Mode	44	
	Band Edge - L	
	CO-TX U-NII-2A_5.25-5.35_802.11ac VHT80_CH58_5290MHz+LTE B7 Link	
ANT	5	
Pol.	Horizontal	Fundamental
Peak	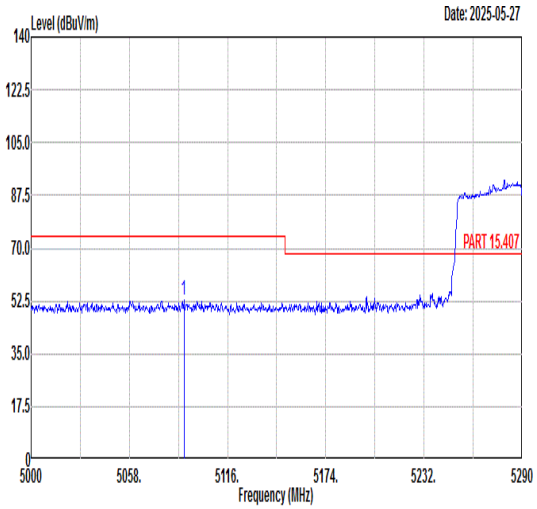 Freq Level Limit Line Margin (dB) Read Level Ant Factor Cable Loss Preamp Factor APos TPos Remark MHz dBuV/m dBuV/m dBuV dB/m dB dB cm deg 1 5090.19 52.69 74.00 -21.31 41.11 36.63 8.43 33.48 279 13 PEAK	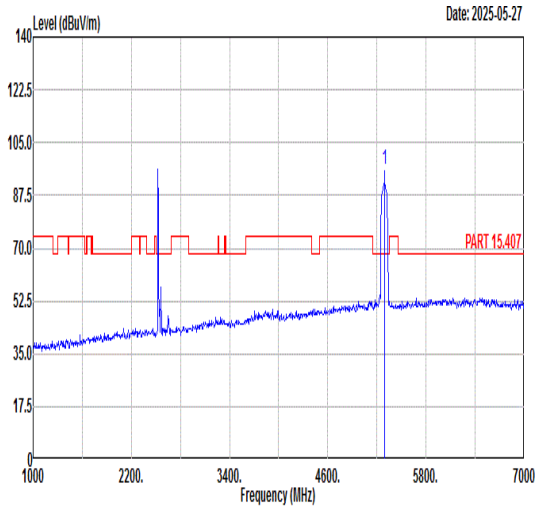 Freq Level Limit Line Margin (dB) Read Level Ant Factor Cable Loss Preamp Factor APos TPos Remark MHz dBuV/m dBuV/m dBuV dB/m dB dB cm deg 1 5290.00 96.13 ------ ------ 93.85 30.86 5.51 34.09 279 13 PEAK
Avg	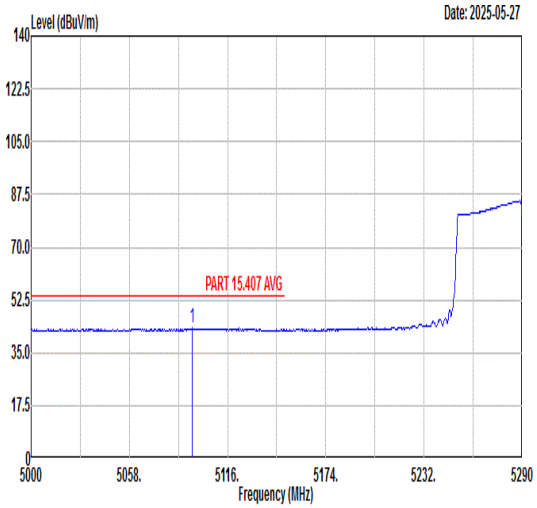 Freq Level Limit Line Margin (dB) Read Level Ant Factor Cable Loss Preamp Factor APos TPos Remark MHz dBuV/m dBuV/m dBuV dB/m dB dB cm deg 1 5095.12 43.10 54.00 -10.90 31.53 36.62 8.43 33.48 279 13 AVERAGE	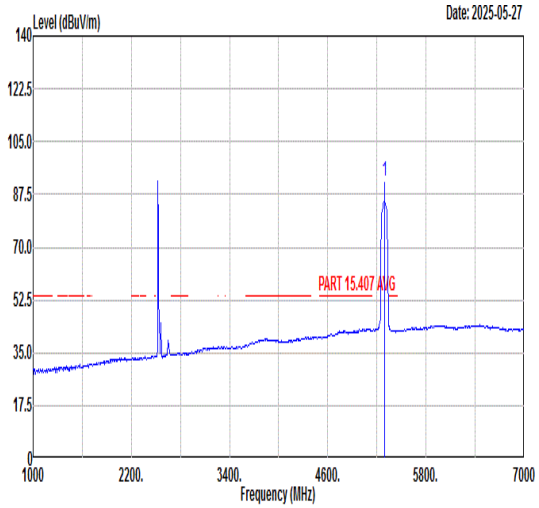 Freq Level Limit Line Margin (dB) Read Level Ant Factor Cable Loss Preamp Factor APos TPos Remark MHz dBuV/m dBuV/m dBuV dB/m dB dB cm deg 1 5290.00 92.07 ------ ------ 89.79 30.86 5.51 34.09 279 13 AVERAGE

Mode	44	
	Band Edge - R	
	CO-TX U-NII-2A_5.25-5.35_802.11ac VHT80_CH58_5290MHz+LTE B7 Link	
ANT	5	
Pol.	Horizontal	Fundamental
Peak	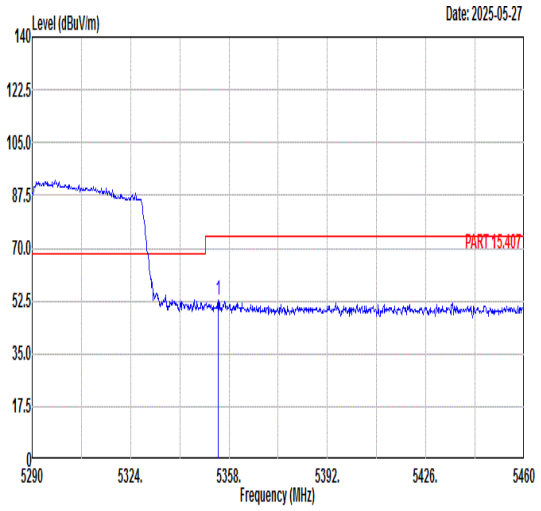 Freq Level Limit Line Margin (dB) Read Level Ant Factor Cable Loss Preamp Factor APos TPos Remark MHz dBuV/m dBuV/m dBuV dB/m dB dB cm deg 1 5354.26 53.01 74.00 -20.99 40.63 36.42 9.39 33.43 279 13 PEAK	Blank
Avg	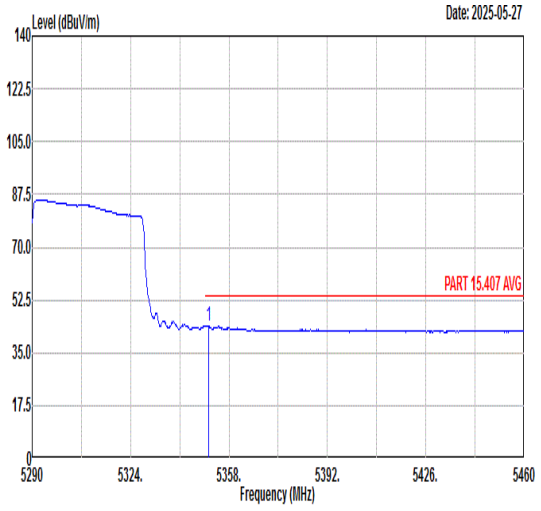 Freq Level Limit Line Margin (dB) Read Level Ant Factor Cable Loss Preamp Factor APos TPos Remark MHz dBuV/m dBuV/m dBuV dB/m dB dB cm deg 1 5351.03 44.05 54.00 -9.95 31.69 36.42 9.37 33.43 279 13 AVERAGE	Blank

Mode	44	
	Band Edge - L	
	CO-TX U-NII-2A_5.25-5.35_802.11ac VHT80_CH58_5290MHz+LTE B7 Link	
ANT	5	
Pol.	Vertical	Fundamental
Peak	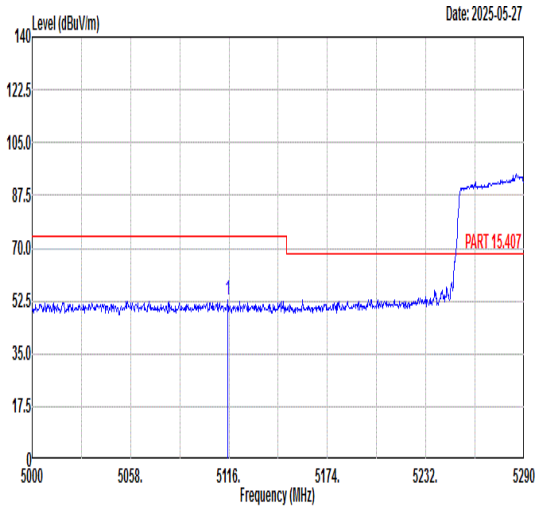 Freq Level Limit Line Margin (dB) Read Level Ant Factor Cable Loss Preamp Factor APos TPos Remark MHz dBuV/m dBuV/m dBuV dB/m dB dB cm deg 1 5115.42 52.58 74.00 -21.42 40.98 36.61 8.47 33.48 275 0 PEAK	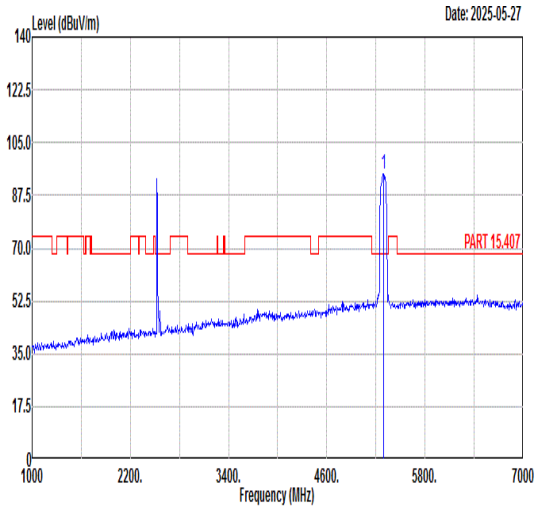 Freq Level Limit Line Margin (dB) Read Level Ant Factor Cable Loss Preamp Factor APos TPos Remark MHz dBuV/m dBuV/m dBuV dB/m dB dB cm deg 1 5290.00 94.70 ------ ------ 82.59 36.46 9.09 33.44 275 0 PEAK
Avg	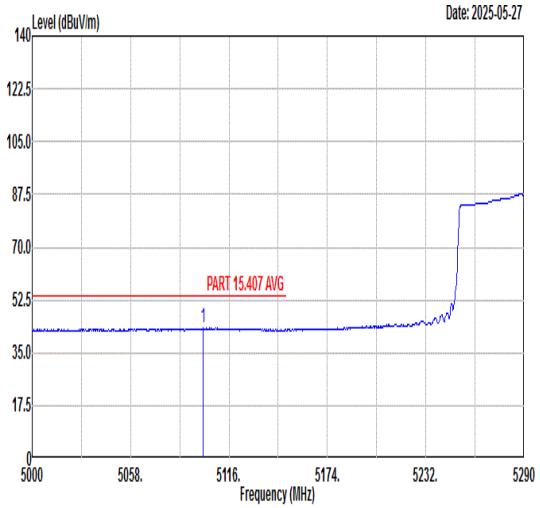 Freq Level Limit Line Margin (dB) Read Level Ant Factor Cable Loss Preamp Factor APos TPos Remark MHz dBuV/m dBuV/m dBuV dB/m dB dB cm deg 1 5100.63 43.28 54.00 -10.72 31.70 36.62 8.44 33.48 275 0 AVERAGE	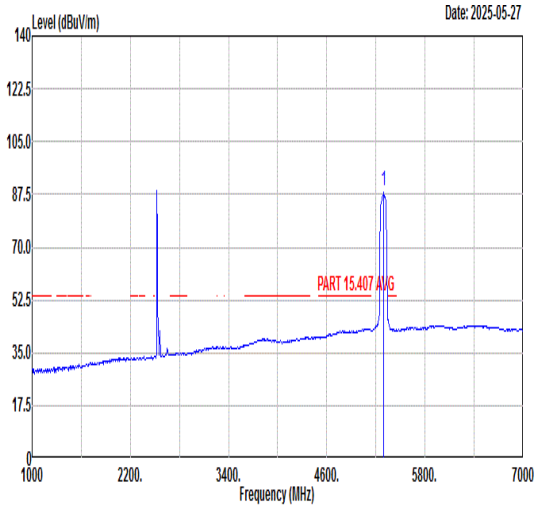 Freq Level Limit Line Margin (dB) Read Level Ant Factor Cable Loss Preamp Factor APos TPos Remark MHz dBuV/m dBuV/m dBuV dB/m dB dB cm deg 1 5290.00 88.81 ------ ------ 86.53 30.86 5.51 34.09 275 0 AVERAGE

Mode	44	
	Band Edge - R	
	CO-TX U-NII-2A_5.25-5.35_802.11ac VHT80_CH58_5290MHz+LTE B7 Link	
ANT	5	
Pol.	Vertical	Fundamental
Peak	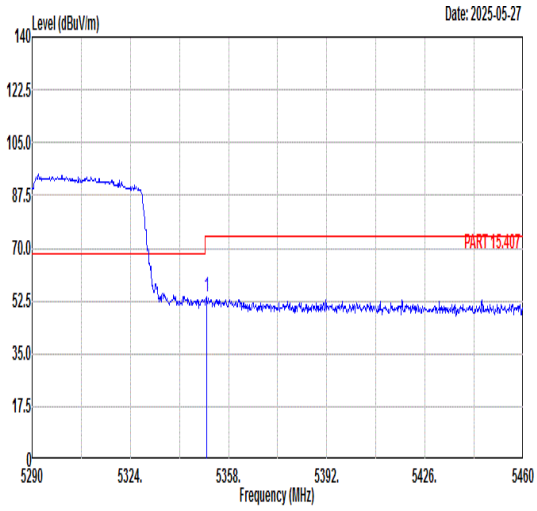 Freq Level Limit Line Margin (dB) Read Level Ant Factor Cable Loss Preamp Factor APos TPos Remark MHz dBuV/m dBuV/m dBuV dB/m dB dB cm deg 1 5350.35 53.87 74.00 -20.13 41.51 36.42 9.37 33.43 275 0 PEAK	Blank
Avg	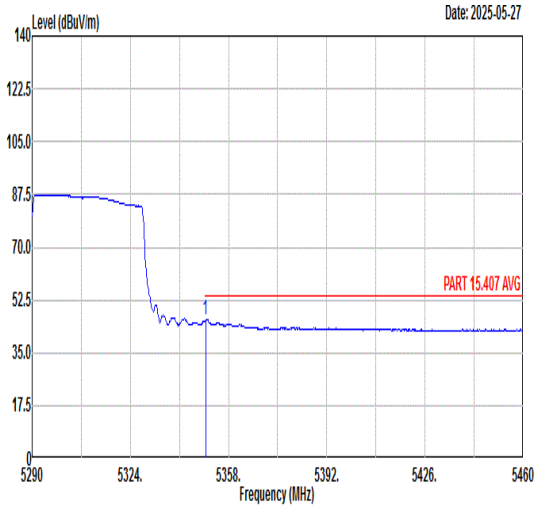 Freq Level Limit Line Margin (dB) Read Level Ant Factor Cable Loss Preamp Factor APos TPos Remark MHz dBuV/m dBuV/m dBuV dB/m dB dB cm deg 1 5350.01 45.78 54.00 -8.22 33.43 36.42 9.36 33.43 275 0 AVERAGE	Blank

Mode	44	
	Harmonic	
	CO-TX U-NII-2A_5.25-5.35_802.11ac VHT80_CH58_5290MHz+LTE B7 Link	
ANT	5	
Pol.	Horizontal	Vertical
Peak Avg	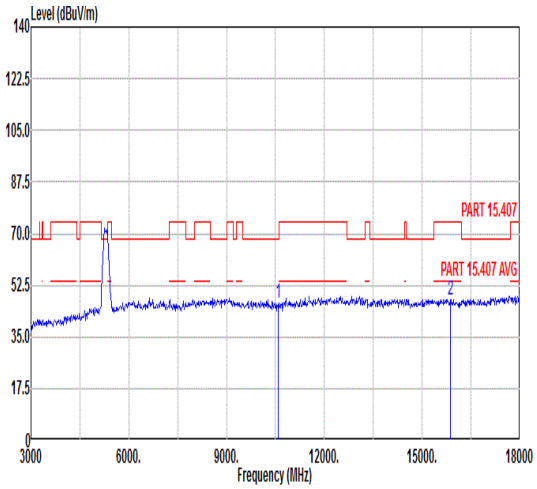 Freq Level Limit Line Margin Read Level Ant Factor Cable Loss Preamp Factor APos TPos Remark MHz dBuV/m dBuV/m dB dBuV dB/m dB dB cm deg 1 10580.00 46.47 68.30 -21.83 59.40 38.52 12.22 63.67 --- --- Peak 2 15870.00 47.56 74.00 -26.44 55.92 41.52 14.73 64.61 --- --- Peak	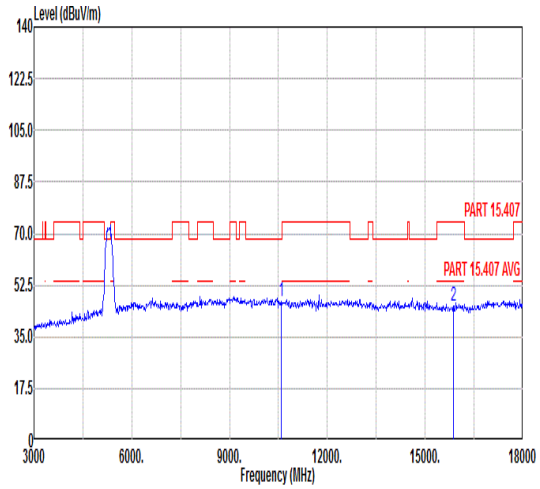 Freq Level Limit Line Margin Read Level Ant Factor Cable Loss Preamp Factor APos TPos Remark MHz dBuV/m dBuV/m dB dBuV dB/m dB dB cm deg 1 10580.00 46.98 68.30 -21.32 59.91 38.52 12.22 63.67 --- --- Peak 2 15870.00 45.69 74.00 -28.31 54.05 41.52 14.73 64.61 --- --- Peak

Mode	45	
	Band Edge	
	CO-TX U-NII-2A_5.25-5.35_802.11ac VHT80_CH58_5290MHz+2400-2483.5_Bluetooth-LE_CH38_2478MHz+LTE B7 Link	
ANT	5	
Pol.	Horizontal	Fundamental
Peak	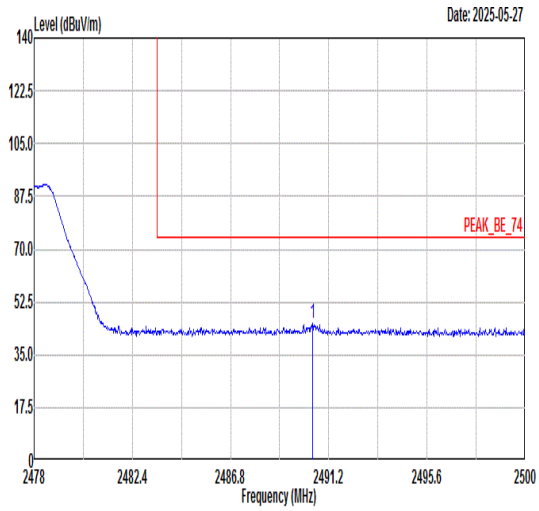 Freq Level Limit Line Margin (dB) Read Level Ant Factor Cable Loss Preamp Factor APos TPos Remark 1 2490.47 45.25 74.00 -28.75 43.08 30.80 5.47 34.10 103 308 PEAK	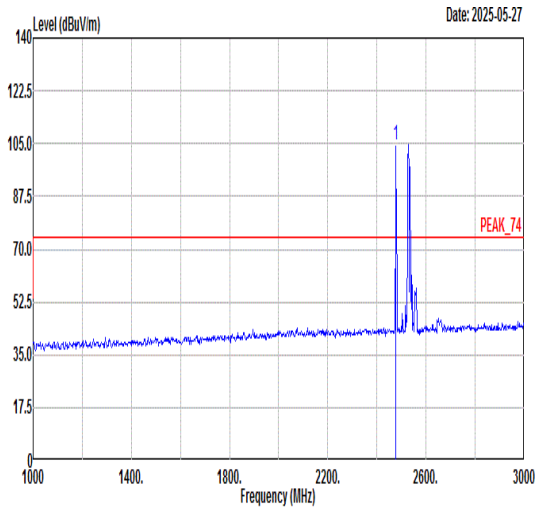 Freq Level Limit Line Margin (dB) Read Level Ant Factor Cable Loss Preamp Factor APos TPos Remark 1 2478.00 104.43 ------ ------ 102.14 30.87 5.51 34.09 103 308 PEAK
Avg	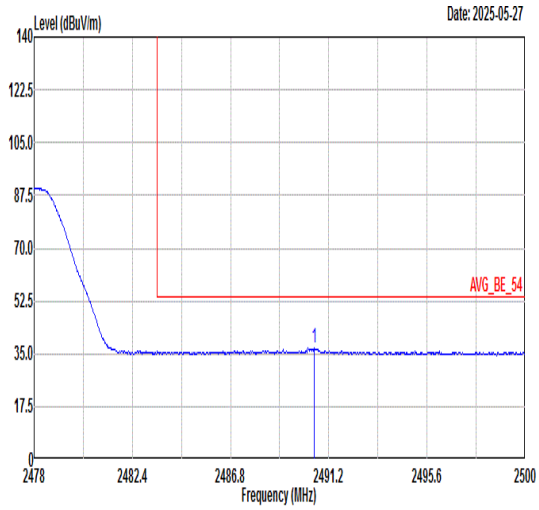 Freq Level Limit Line Margin (dB) Read Level Ant Factor Cable Loss Preamp Factor APos TPos Remark 1 2490.54 37.22 54.00 -16.78 35.05 30.80 5.47 34.10 103 308 AVERAGE	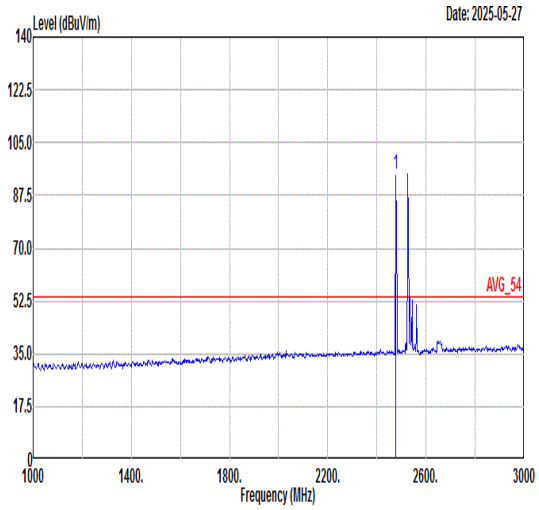 Freq Level Limit Line Margin (dB) Read Level Ant Factor Cable Loss Preamp Factor APos TPos Remark 1 2478.00 94.79 ------ ------ 92.50 30.87 5.51 34.09 103 308 AVERAGE

Mode	45
	Band Edge
	CO-TX U-NII-2A_5.25-5.35_802.11ac VHT80_CH58_5290MHz+2400-2483.5_Bluetooth-LE_CH38_2478MHz+LTE B7 Link
ANT	5

Pol.	Vertical	Fundamental
Peak	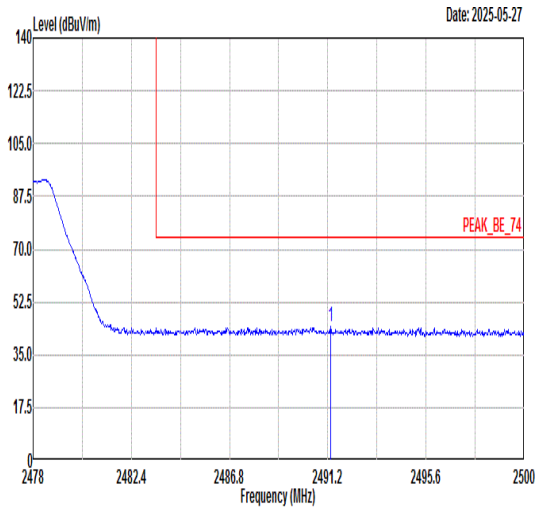 Freq Level Limit Line Margin (dB) Read Level Ant Factor Cable Loss Preamp Factor APos TPos Remark 1 2491.33 44.26 74.00 -29.74 42.09 30.80 5.47 34.10 188 245 PEAK	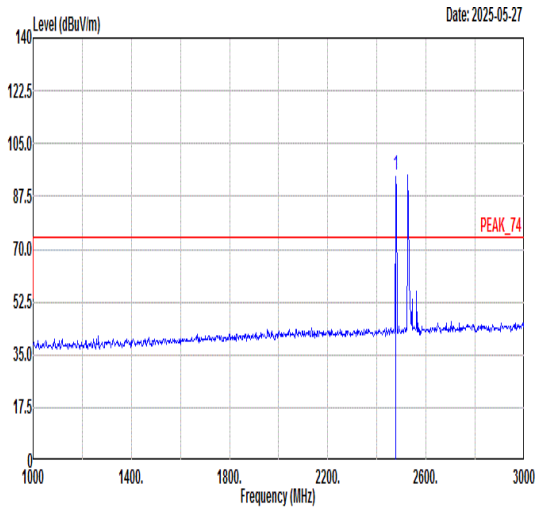 Freq Level Limit Line Margin (dB) Read Level Ant Factor Cable Loss Preamp Factor APos TPos Remark 1 2478.00 94.71 ------ ------ 92.42 30.87 5.51 34.09 188 245 PEAK
Avg	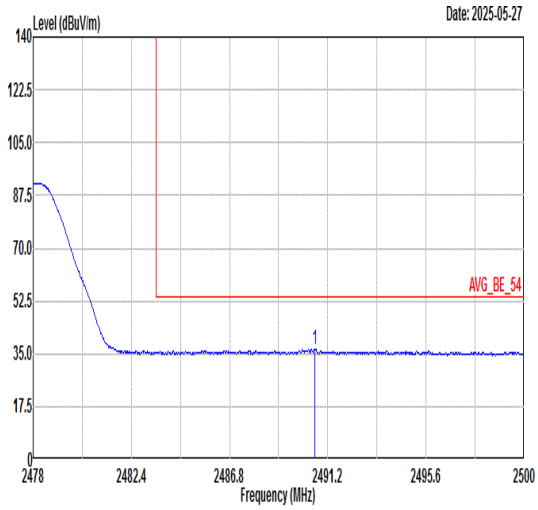 Freq Level Limit Line Margin (dB) Read Level Ant Factor Cable Loss Preamp Factor APos TPos Remark 1 2490.63 36.60 54.00 -17.40 34.43 30.80 5.47 34.10 188 245 AVERAGE	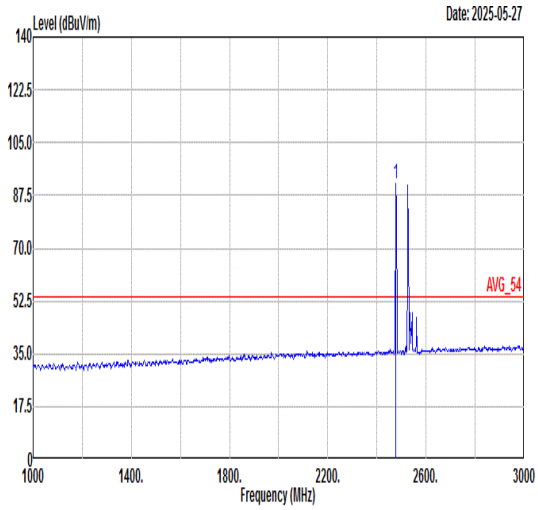 Freq Level Limit Line Margin (dB) Read Level Ant Factor Cable Loss Preamp Factor APos TPos Remark 1 2478.00 91.45 ------ ------ 89.31 30.80 5.45 34.11 188 245 AVERAGE

Mode	45
	Band Edge - L
	CO-TX U-NII-2A_5.25-5.35_802.11ac VHT80_CH58_5290MHz+2400-2483.5_Bluetooth-LE_CH38_2478MHz+LTE B7 Link
ANT	5

Pol.	Horizontal	Fundamental
Peak	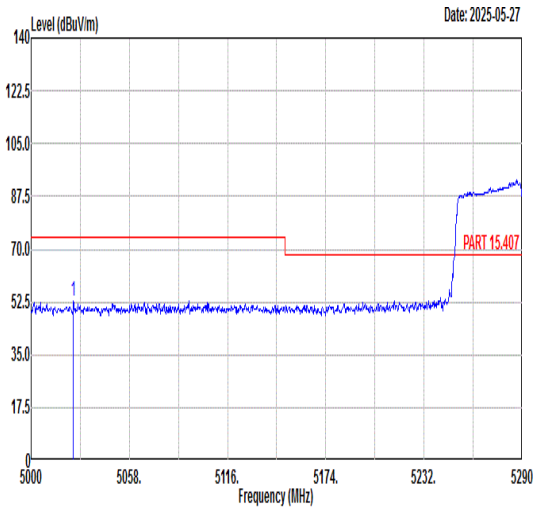 Freq Level Limit Line Margin (dB) Read Level Ant Factor Cable Loss Preamp Factor APos TPos Remark 1 5024.94 52.70 74.00 -21.30 41.22 36.68 8.30 33.50 280 11 PEAK	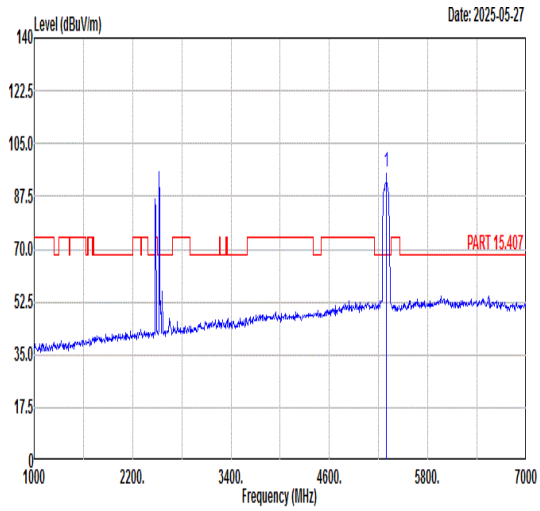 Freq Level Limit Line Margin (dB) Read Level Ant Factor Cable Loss Preamp Factor APos TPos Remark 1 5290.00 95.54 ------ ------ 93.26 30.86 5.51 34.09 280 11 PEAK
Avg	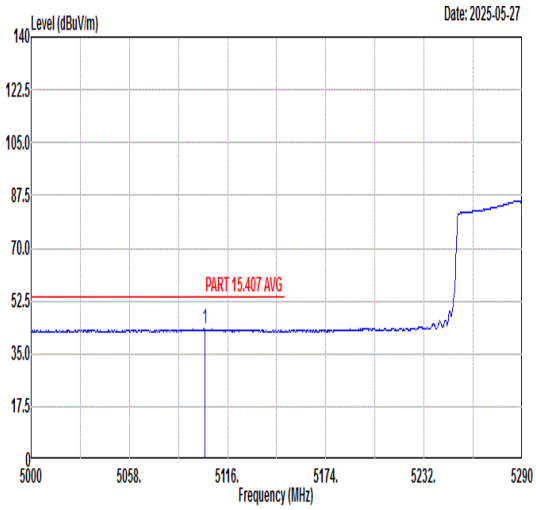 Freq Level Limit Line Margin (dB) Read Level Ant Factor Cable Loss Preamp Factor APos TPos Remark 1 5102.66 43.27 54.00 -10.73 31.68 36.62 8.45 33.48 280 11 AVERAGE	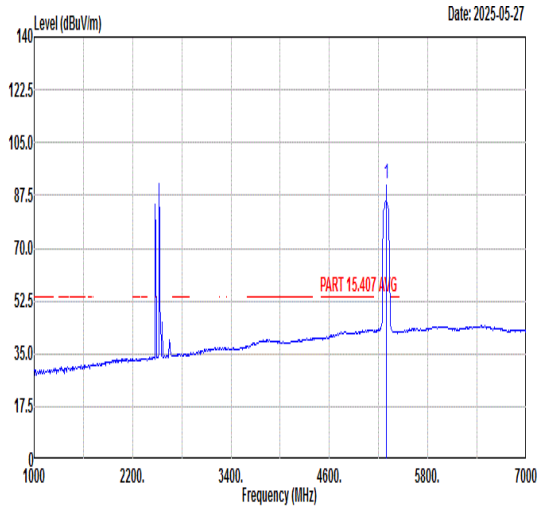 Freq Level Limit Line Margin (dB) Read Level Ant Factor Cable Loss Preamp Factor APos TPos Remark 1 5290.00 91.63 ------ ------ 89.35 30.86 5.51 34.09 280 11 AVERAGE

Mode	45	
	Band Edge - R	
	CO-TX U-NII-2A_5.25-5.35_802.11ac VHT80_CH58_5290MHz+LTE B7 Link	
ANT	5	
Pol.	Horizontal	Fundamental
Peak	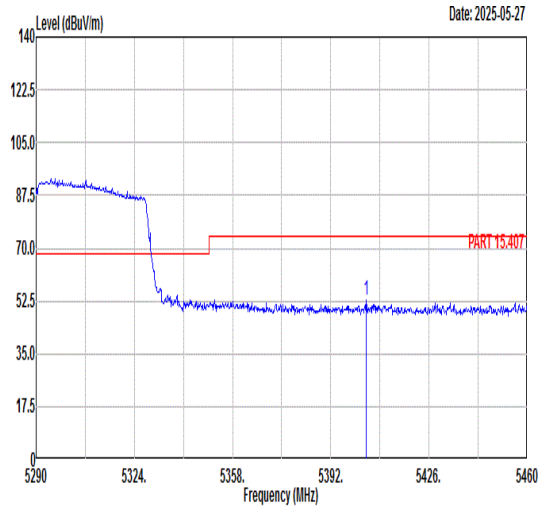 Freq Level Limit Line Margin (dB) Read Level Ant Factor Cable Loss Preamp Factor APos TPos Remark MHz dBuV/m dBuV/m dBuV dB/m dB dB cm deg 1 5404.24 52.87 74.00 -21.13 40.26 36.38 9.65 33.42 280 11 PEAK	Blank
Avg	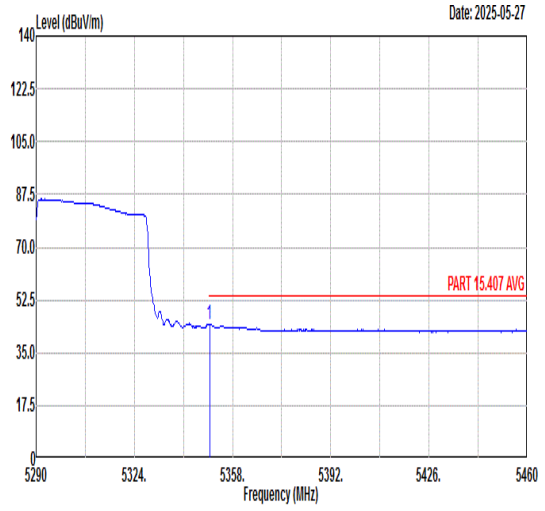 Freq Level Limit Line Margin (dB) Read Level Ant Factor Cable Loss Preamp Factor APos TPos Remark MHz dBuV/m dBuV/m dBuV dB/m dB dB cm deg 1 5350.01 44.50 54.00 -9.50 32.15 36.42 9.36 33.43 280 11 AVERAGE	Blank

Mode	45	
	Band Edge - L	
	CO-TX U-NII-2A_5.25-5.35_802.11ac VHT80_CH58_5290MHz+LTE B7 Link	
ANT	5	
Pol.	Vertical	Fundamental
Peak	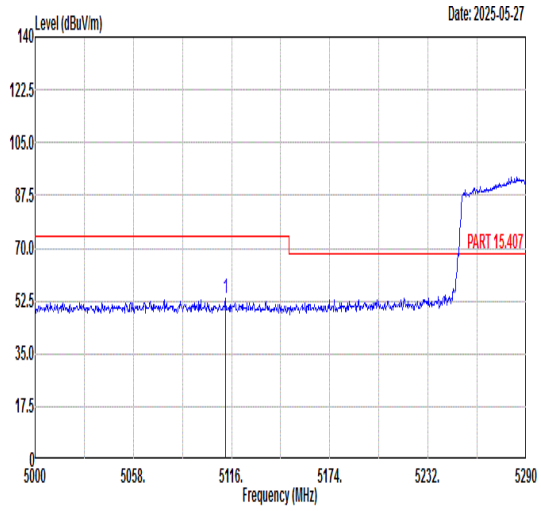 Freq Level Limit Line Margin (dB) Read Level Ant Factor Cable Loss Preamp Factor APos TPos Remark MHz dBuV/m dBuV/m dBuV dB/m dB dB cm deg 1 5112.23 53.56 74.00 -20.44 41.96 36.61 8.47 33.48 290 1 PEAK	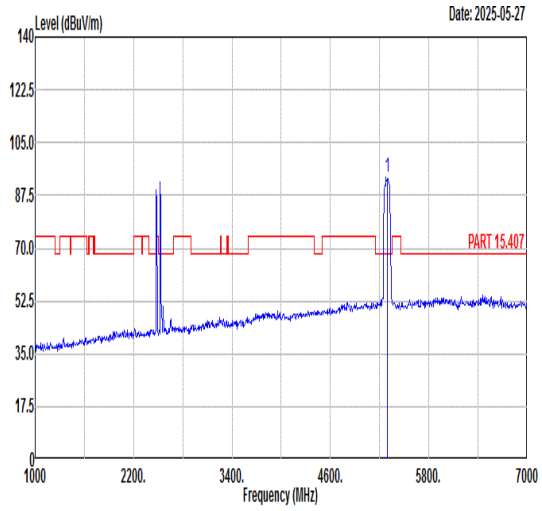 Freq Level Limit Line Margin (dB) Read Level Ant Factor Cable Loss Preamp Factor APos TPos Remark MHz dBuV/m dBuV/m dBuV dB/m dB dB cm deg 1 5290.00 93.59 ------ ------ 81.56 36.48 8.99 33.44 290 1 PEAK
Avg	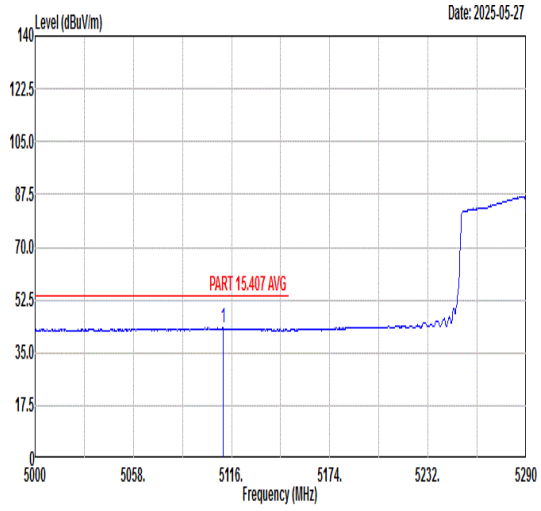 Freq Level Limit Line Margin (dB) Read Level Ant Factor Cable Loss Preamp Factor APos TPos Remark MHz dBuV/m dBuV/m dBuV dB/m dB dB cm deg 1 5111.07 43.38 54.00 -10.62 31.79 36.61 8.46 33.48 290 1 AVERAGE	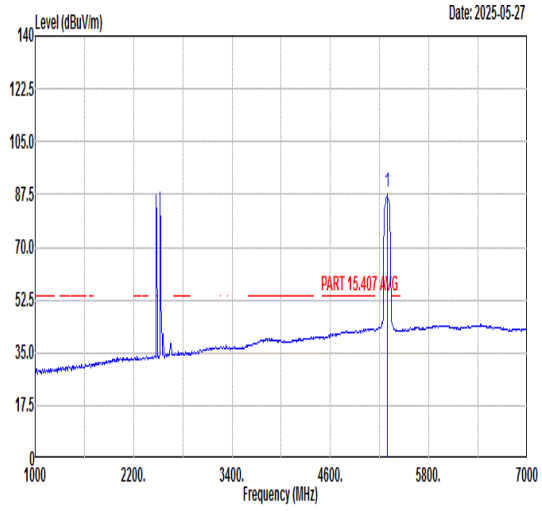 Freq Level Limit Line Margin (dB) Read Level Ant Factor Cable Loss Preamp Factor APos TPos Remark MHz dBuV/m dBuV/m dBuV dB/m dB dB cm deg 1 5290.00 88.23 ------ ------ 85.95 30.86 5.51 34.09 290 1 AVERAGE

Mode	45	
	Band Edge - R	
	CO-TX U-NII-2A_5.25-5.35_802.11ac VHT80_CH58_5290MHz+LTE B7 Link	
ANT	5	
Pol.	Vertical	Fundamental
Peak	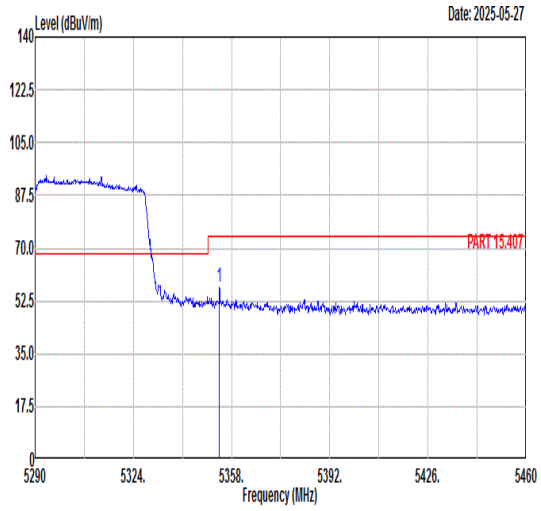 Freq Level Limit Line Margin (dB) Read Level Ant Factor Cable Loss Preamp Factor APos TPos Remark MHz dBuV/m dBuV/m dBuV dB/m dB dB cm deg 1 5353.75 56.90 74.00 -17.10 44.53 36.42 9.38 33.43 290 1 PEAK	Blank
Avg	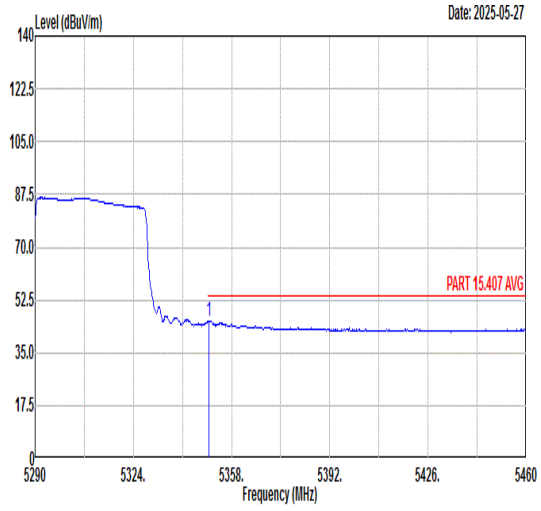 Freq Level Limit Line Margin (dB) Read Level Ant Factor Cable Loss Preamp Factor APos TPos Remark MHz dBuV/m dBuV/m dBuV dB/m dB dB cm deg 1 5350.18 45.44 54.00 -8.56 33.08 36.42 9.37 33.43 290 1 AVERAGE	Blank

Mode	45	
	Harmonic	
	CO-TX U-NII-2A_5.25-5.35_802.11ac VHT80_CH58_5290MHz+LTE B7 Link	
ANT	5	
Pol.	Horizontal	Vertical
Peak Avg	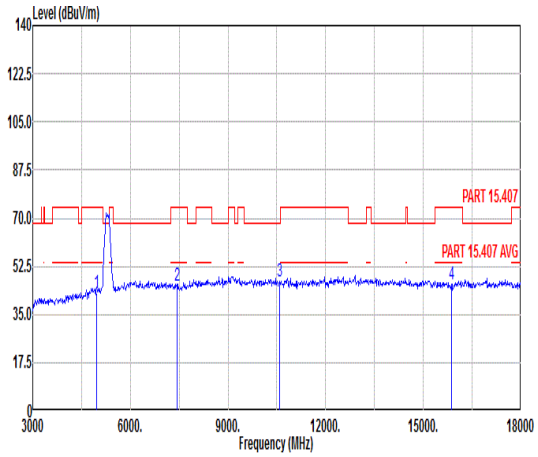 Freq Level Limit Line Margin Read Level Ant Factor Cable Loss Preamp Factor APos TPos Remark MHz dBuV/m dBuV/m dB dBuV dB/m dB dB cm deg 1 4956.00 42.85 74.00 -31.15 62.55 36.63 8.48 64.81 --- --- Peak 2 7434.00 45.63 74.00 -28.37 63.66 36.77 10.17 64.97 --- --- Peak 3 10580.00 46.81 68.30 -21.49 59.74 38.52 12.22 63.67 --- --- Peak 4 15870.00 46.05 74.00 -27.95 54.41 41.52 14.73 64.61 --- --- Peak	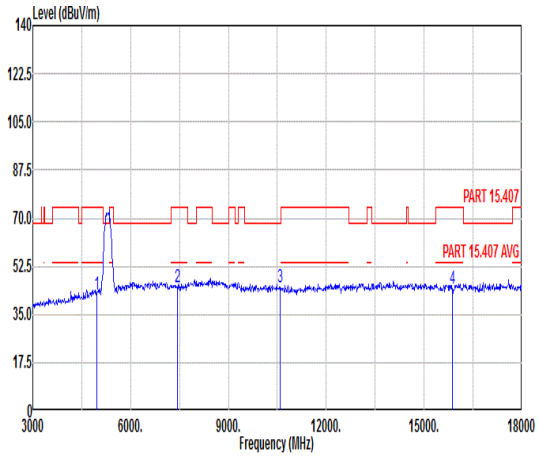 Freq Level Limit Line Margin Read Level Ant Factor Cable Loss Preamp Factor APos TPos Remark MHz dBuV/m dBuV/m dB dBuV dB/m dB dB cm deg 1 4956.00 42.45 74.00 -31.55 62.15 36.63 8.48 64.81 --- --- Peak 2 7434.00 45.02 74.00 -28.98 63.05 36.77 10.17 64.97 --- --- Peak 3 10580.00 44.97 68.30 -23.33 57.90 38.52 12.22 63.67 --- --- Peak 4 15870.00 44.44 74.00 -29.56 52.80 41.52 14.73 64.61 --- --- Peak

Remark: In co-location mode, the signals exceeding the limit are all the fundamental frequency which can be ignored.

Mode	46	
	Band Edge - L	
	U-NII-2A_5.25-5.35_802.11ac VHT80_CH58_5290MHz	
ANT	5	
Pol.	Horizontal	Fundamental
Peak	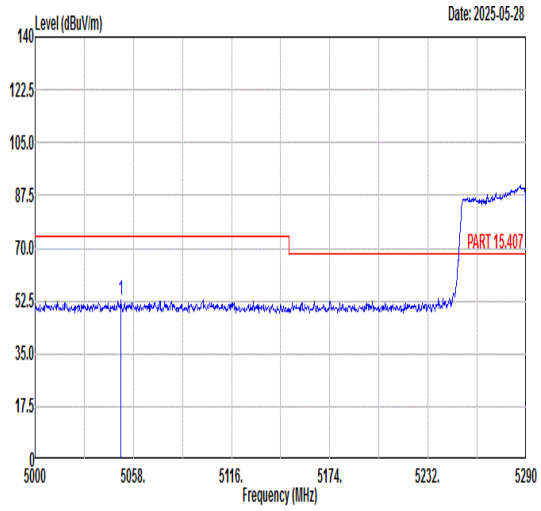 Freq Level Limit Line Margin (dB) Read Level Ant Factor Cable Loss Preamp Factor APos TPos Remark MHz dBuV/m dBuV/m dBuV dB/m dB dB cm deg 1 5050.75 52.72 74.00 -21.28 41.20 36.66 8.35 33.49 283 10 PEAK	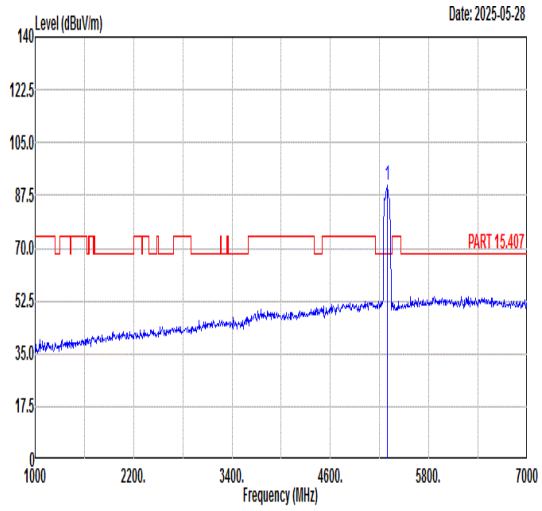 Freq Level Limit Line Margin (dB) Read Level Ant Factor Cable Loss Preamp Factor APos TPos Remark MHz dBuV/m dBuV/m dBuV dB/m dB dB cm deg 1 5290.00 90.81 ------ ------ 78.70 36.46 9.09 33.44 283 10 PEAK
Avg	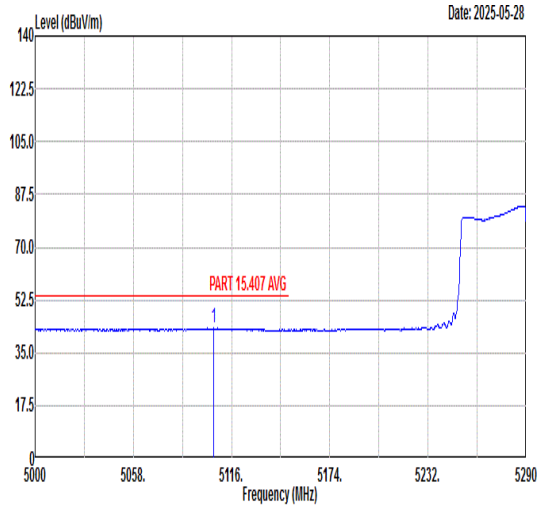 Freq Level Limit Line Margin (dB) Read Level Ant Factor Cable Loss Preamp Factor APos TPos Remark MHz dBuV/m dBuV/m dBuV dB/m dB dB cm deg 1 5105.27 43.13 54.00 -10.87 31.54 36.62 8.45 33.48 283 10 AVERAGE	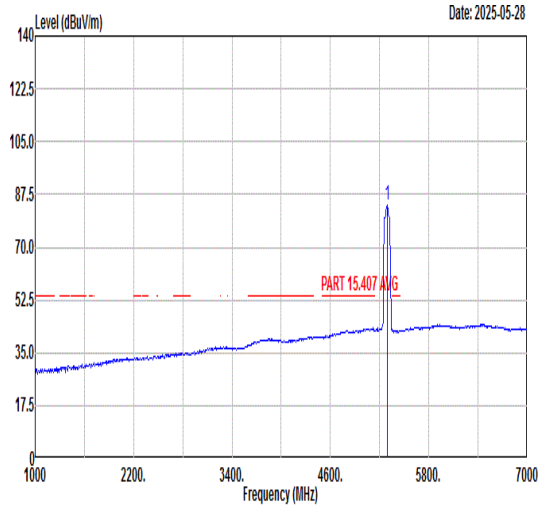 Freq Level Limit Line Margin (dB) Read Level Ant Factor Cable Loss Preamp Factor APos TPos Remark MHz dBuV/m dBuV/m dBuV dB/m dB dB cm deg 1 5290.00 83.76 ------ ------ 71.68 36.47 9.05 33.44 283 10 AVERAGE

Mode	46	
	Band Edge - R	
	U-NII-2A_5.25-5.35_802.11ac VHT80_CH58_5290MHz	
ANT	5	
Pol.	Horizontal	Fundamental
Peak	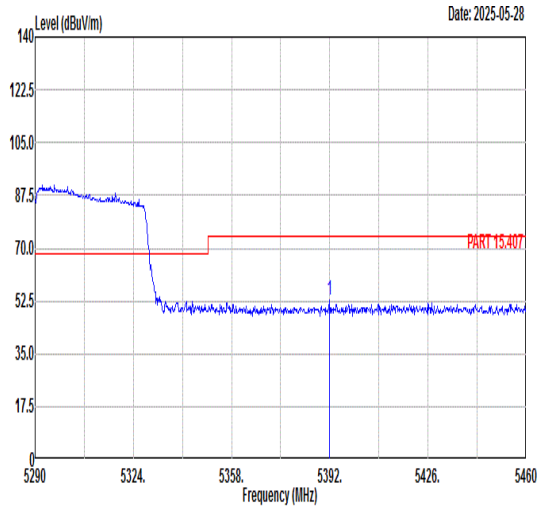 Freq Level Limit Line Margin (dB) Read Level Ant Factor Cable Loss Preamp Factor APos TPos Remark MHz dBuV/m dBuV/m dBuV dB/m dB dB cm deg 1 5391.83 52.61 74.00 -21.39 40.06 36.39 9.58 33.42 283 10 PEAK	Blank
Avg	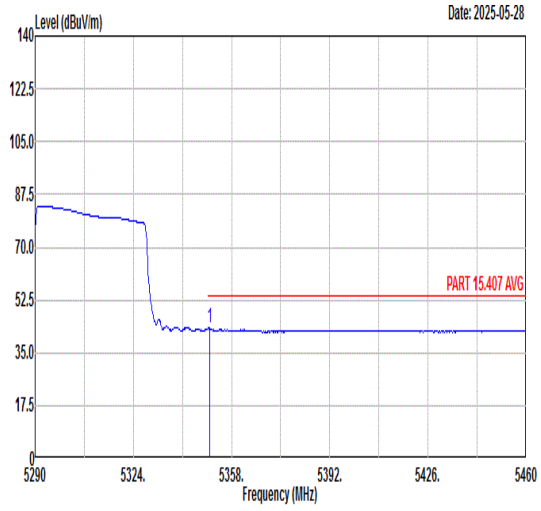 Freq Level Limit Line Margin (dB) Read Level Ant Factor Cable Loss Preamp Factor APos TPos Remark MHz dBuV/m dBuV/m dBuV dB/m dB dB cm deg 1 5350.35 43.29 54.00 -10.71 30.93 36.42 9.37 33.43 283 10 AVERAGE	Blank

Mode	46	
	Band Edge - L	
	U-NII-2A_5.25-5.35_802.11ac VHT80_CH58_5290MHz	
ANT	5	
Pol.	Vertical	Fundamental
Peak	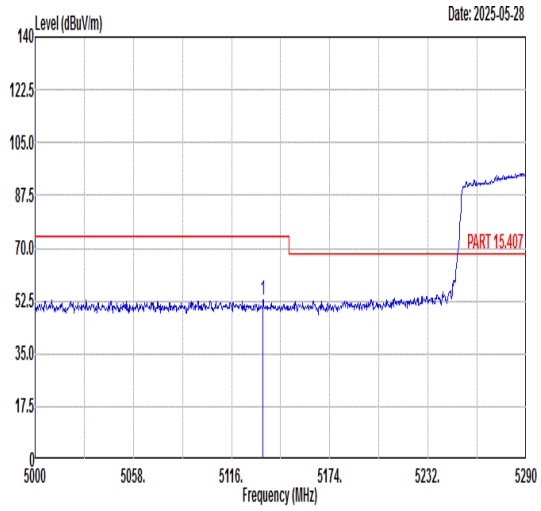 Freq Level Limit Line Margin (dB) Read Level Ant Factor Cable Loss Preamp Factor APos TPos Remark MHz dBuV/m dBuV/m dBuV dB/m dB dB cm deg 1 5134.56 53.06 74.00 -20.94 41.43 36.59 8.51 33.47 135 351 PEAK	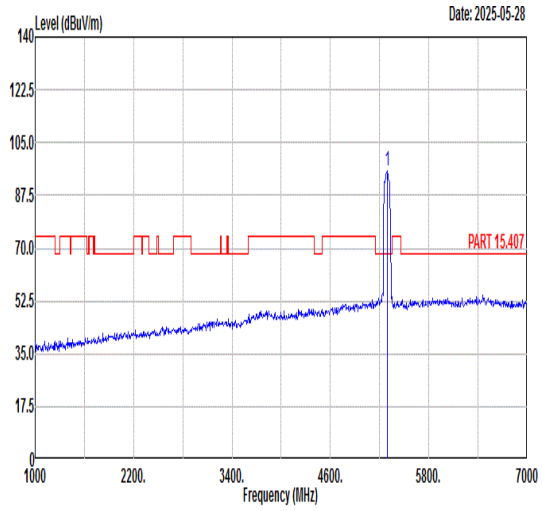 Freq Level Limit Line Margin (dB) Read Level Ant Factor Cable Loss Preamp Factor APos TPos Remark MHz dBuV/m dBuV/m dBuV dB/m dB dB cm deg 1 5290.00 95.42 ------ ------ 83.31 36.46 9.09 33.44 135 351 PEAK
Avg	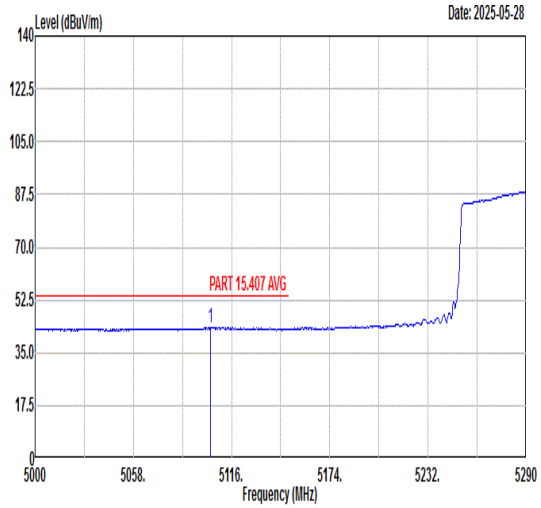 Freq Level Limit Line Margin (dB) Read Level Ant Factor Cable Loss Preamp Factor APos TPos Remark MHz dBuV/m dBuV/m dBuV dB/m dB dB cm deg 1 5103.53 43.31 54.00 -10.69 31.72 36.62 8.45 33.48 135 351 AVERAGE	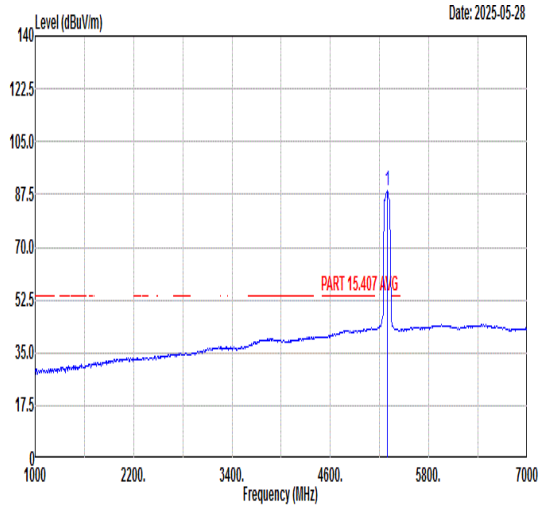 Freq Level Limit Line Margin (dB) Read Level Ant Factor Cable Loss Preamp Factor APos TPos Remark MHz dBuV/m dBuV/m dBuV dB/m dB dB cm deg 1 5290.00 88.59 ------ ------ 76.51 36.47 9.05 33.44 135 351 AVERAGE

Mode	46	
	Band Edge - R	
	U-NII-2A_5.25-5.35_802.11ac VHT80_CH58_5290MHz	
ANT	5	
Pol.	Vertical	Fundamental
Peak	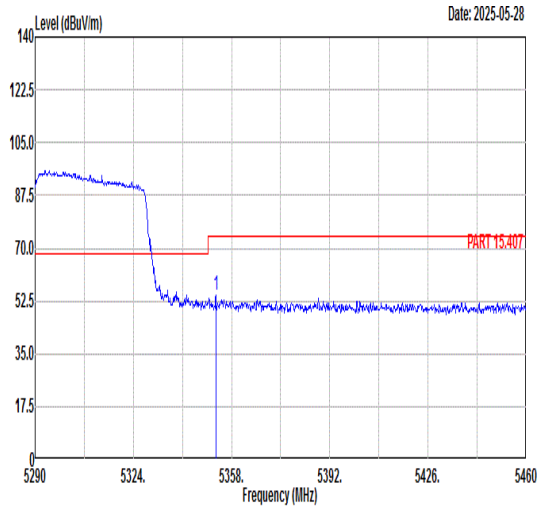 Freq Level Limit Line Margin (dB) Read Level Ant Factor Cable Loss Preamp Factor APos TPos Remark MHz dBuV/m dBuV/m dBuV dB/m dB dB cm deg 1 5352.56 54.19 74.00 -19.81 41.82 36.42 9.38 33.43 135 351 PEAK	Blank
Avg	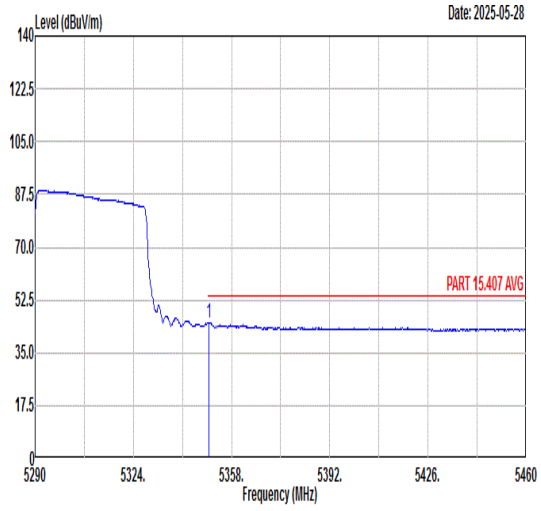 Freq Level Limit Line Margin (dB) Read Level Ant Factor Cable Loss Preamp Factor APos TPos Remark MHz dBuV/m dBuV/m dBuV dB/m dB dB cm deg 1 5350.18 45.07 54.00 -8.93 32.71 36.42 9.37 33.43 135 351 AVERAGE	Blank

Mode	46	
	Harmonic	
	U-NII-2A_5.25-5.35_802.11ac VHT80_CH58_5290MHz	
ANT	5	
Pol.	Horizontal	Vertical
Peak Avg	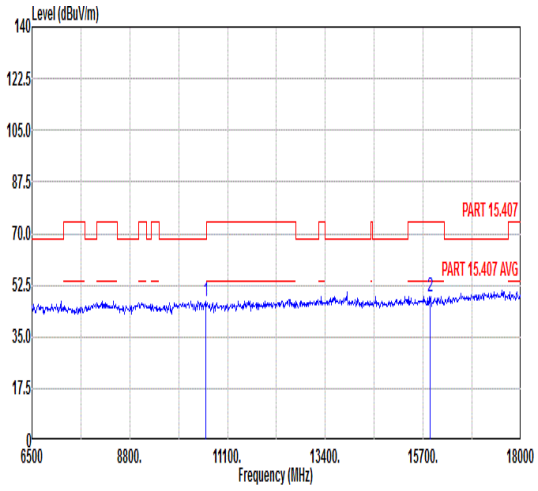 Freq Level Limit Line Margin Read Level Ant Factor Cable Loss Preamp Factor APos TPos Remark MHz dBuV/m dBuV/m dB dBuV dB/m dB dB cm deg 1 10580.00 46.81 68.30 -21.49 59.74 38.52 12.22 63.67 --- --- Peak 2 15870.00 48.43 74.00 -25.57 56.79 41.52 14.73 64.61 --- --- Peak	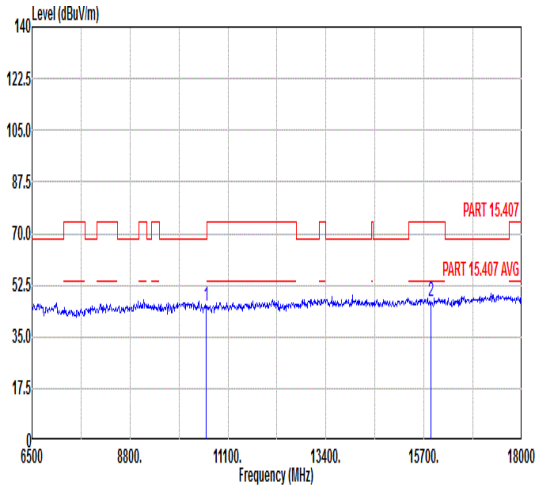 Freq Level Limit Line Margin Read Level Ant Factor Cable Loss Preamp Factor APos TPos Remark MHz dBuV/m dBuV/m dB dBuV dB/m dB dB cm deg 1 10580.00 45.38 68.30 -22.92 58.31 38.52 12.22 63.67 --- --- Peak 2 15870.00 47.18 74.00 -26.82 55.54 41.52 14.73 64.61 --- --- Peak

Mode	47	
	Band Edge - L	
	U-NII-2A_5.25-5.35_802.11ac VHT80_CH58_5290MHz	
ANT	5	
Pol.	Horizontal	Fundamental
Peak	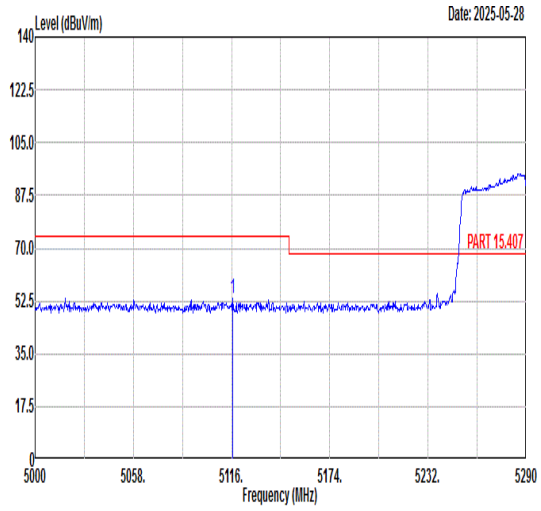 Freq Level Limit Line Margin (dB) Read Level Ant Factor Cable Loss Preamp Factor APos TPos Remark MHz dBuV/m dBuV/m dBuV dB/m dB dB cm deg 1 5116.87 53.16 74.00 -20.84 41.56 36.61 8.47 33.48 327 16 PEAK	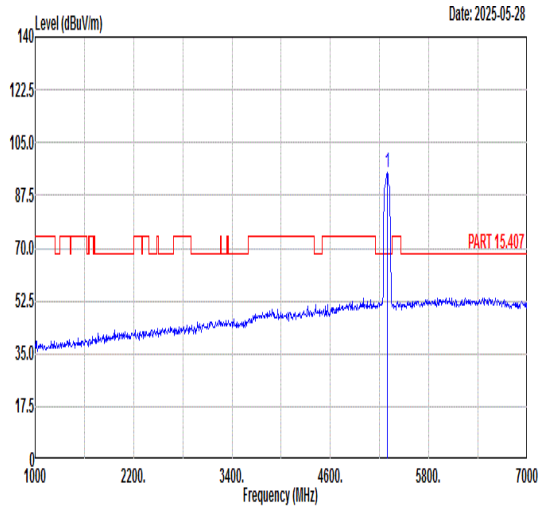 Freq Level Limit Line Margin (dB) Read Level Ant Factor Cable Loss Preamp Factor APos TPos Remark MHz dBuV/m dBuV/m dBuV dB/m dB dB cm deg 1 5290.00 95.09 ------ ------ 83.01 36.47 9.05 33.44 327 16 PEAK
Avg	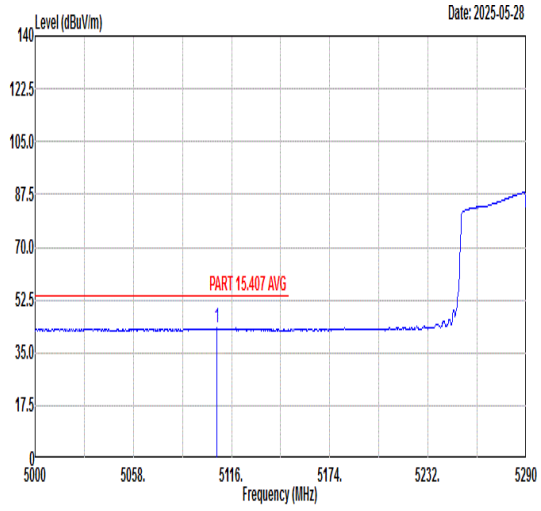 Freq Level Limit Line Margin (dB) Read Level Ant Factor Cable Loss Preamp Factor APos TPos Remark MHz dBuV/m dBuV/m dBuV dB/m dB dB cm deg 1 5107.30 43.22 54.00 -10.78 31.63 36.61 8.46 33.48 327 16 AVERAGE	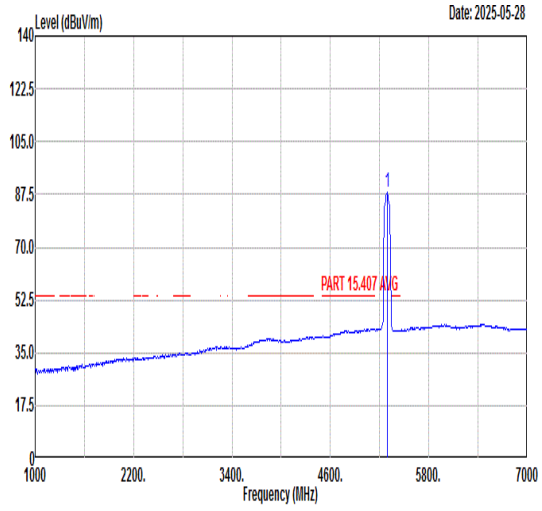 Freq Level Limit Line Margin (dB) Read Level Ant Factor Cable Loss Preamp Factor APos TPos Remark MHz dBuV/m dBuV/m dBuV dB/m dB dB cm deg 1 5290.00 88.05 ------ ------ 75.97 36.47 9.05 33.44 327 16 AVERAGE

Mode	47	
	Band Edge - R	
	U-NII-2A_5.25-5.35_802.11ac VHT80_CH58_5290MHz	
ANT	5	
Pol.	Horizontal	Fundamental
Peak	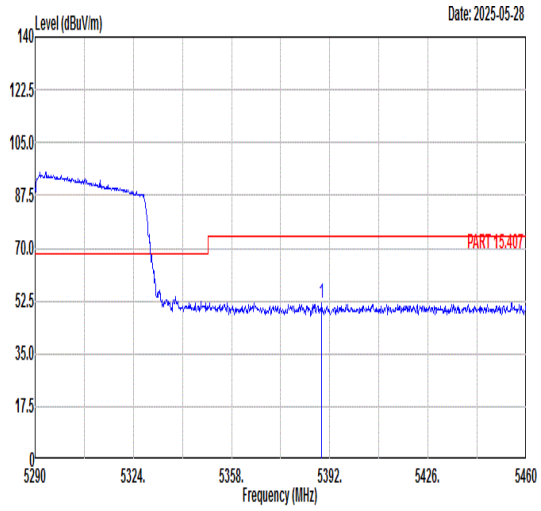 Freq Level Limit Line Margin (dB) Read Level Ant Factor Cable Loss Preamp Factor APos TPos Remark MHz dBuV/m dBuV/m dBuV dB/m dB dB cm deg 1 5389.28 51.75 74.00 -22.25 39.21 36.39 9.57 33.42 327 16 PEAK	Blank
Avg	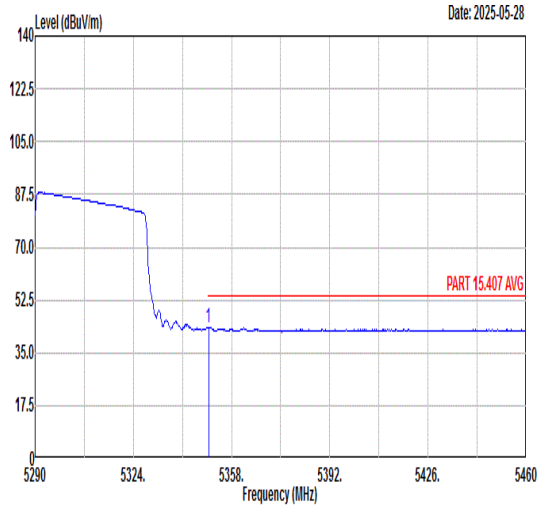 Freq Level Limit Line Margin (dB) Read Level Ant Factor Cable Loss Preamp Factor APos TPos Remark MHz dBuV/m dBuV/m dBuV dB/m dB dB cm deg 1 5350.01 43.48 54.00 -10.52 31.13 36.42 9.36 33.43 327 16 AVERAGE	Blank

Mode	47	
	Band Edge - L	
	U-NII-2A_5.25-5.35_802.11ac VHT80_CH58_5290MHz	
ANT	5	
Pol.	Vertical	Fundamental
Peak	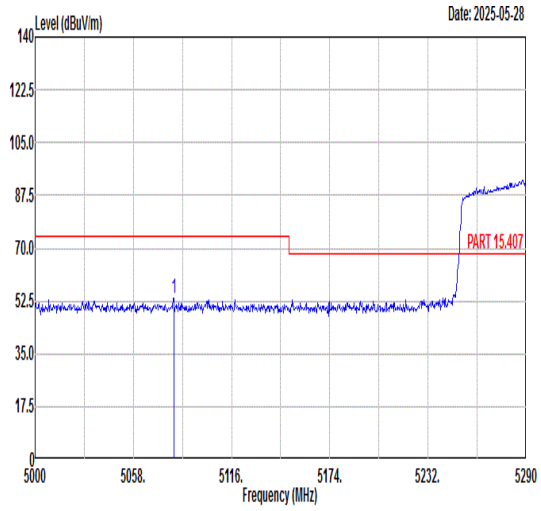 Freq Level Limit Line Margin (dB) Read Level Ant Factor Cable Loss Preamp Factor APos TPos Remark MHz dBuV/m dBuV/m dBuV dB/m dB dB cm deg 1 5081.78 53.57 74.00 -20.43 42.01 36.63 8.41 33.48 271 95 PEAK	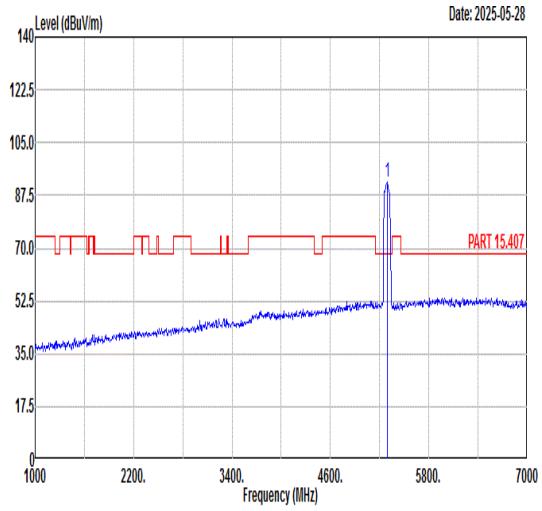 Freq Level Limit Line Margin (dB) Read Level Ant Factor Cable Loss Preamp Factor APos TPos Remark MHz dBuV/m dBuV/m dBuV dB/m dB dB cm deg 1 5290.00 91.68 ------ ------ 79.60 36.47 9.05 33.44 271 95 PEAK
Avg	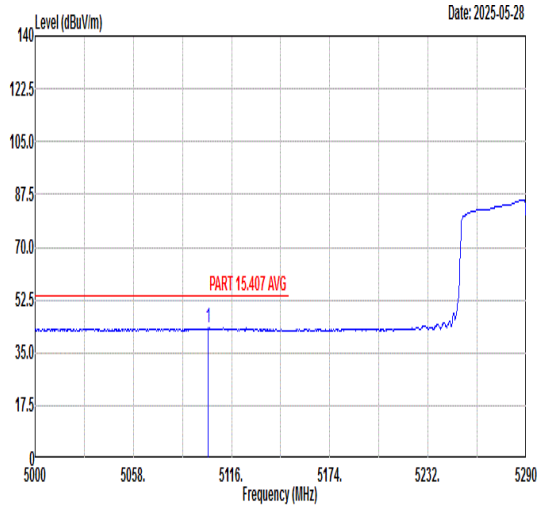 Freq Level Limit Line Margin (dB) Read Level Ant Factor Cable Loss Preamp Factor APos TPos Remark MHz dBuV/m dBuV/m dBuV dB/m dB dB cm deg 1 5102.08 43.19 54.00 -10.81 31.60 36.62 8.45 33.48 271 95 AVERAGE	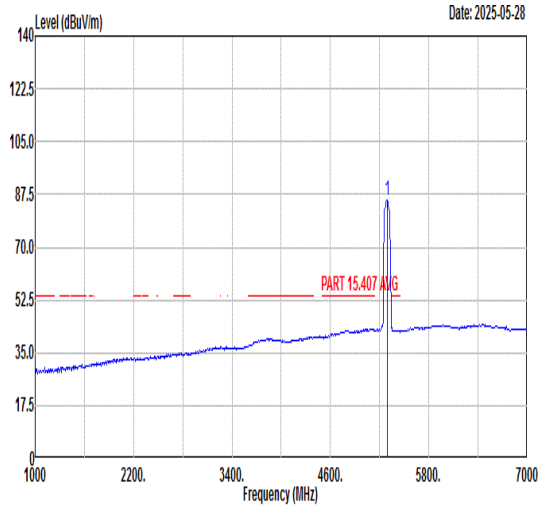 Freq Level Limit Line Margin (dB) Read Level Ant Factor Cable Loss Preamp Factor APos TPos Remark MHz dBuV/m dBuV/m dBuV dB/m dB dB cm deg 1 5290.00 85.71 ------ ------ 73.63 36.47 9.05 33.44 271 95 AVERAGE

Mode	47	
	Band Edge - R	
	U-NII-2A_5.25-5.35_802.11ac VHT80_CH58_5290MHz	
ANT	5	
Pol.	Vertical	Fundamental
Peak	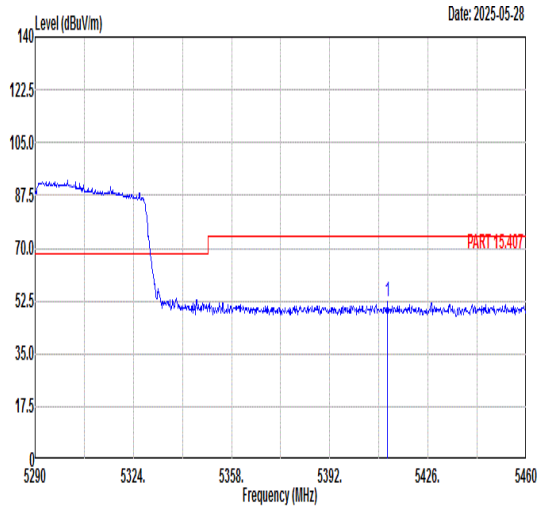 Freq Level Limit Line Margin (dB) Read Level Ant Factor Cable Loss Preamp Factor APos TPos Remark MHz dBuV/m dBuV/m dBuV dB/m dB dB cm deg 1 5412.06 52.08 74.00 -21.92 39.47 36.37 9.66 33.42 271 95 PEAK	Blank
Avg	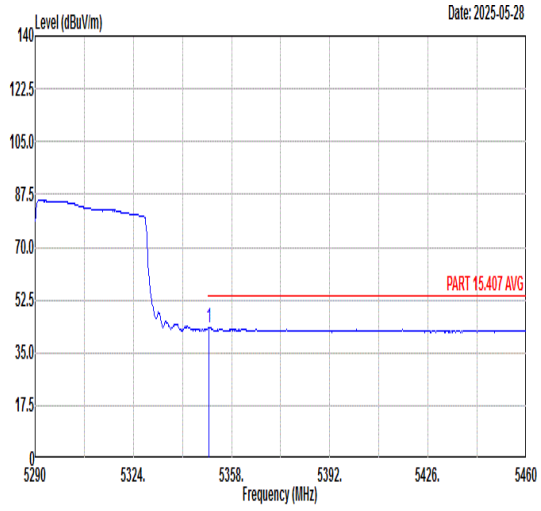 Freq Level Limit Line Margin (dB) Read Level Ant Factor Cable Loss Preamp Factor APos TPos Remark MHz dBuV/m dBuV/m dBuV dB/m dB dB cm deg 1 5350.18 43.39 54.00 -10.61 31.03 36.42 9.37 33.43 271 95 AVERAGE	Blank

Mode	47	
	Harmonic	
	U-NII-2A_5.25-5.35_802.11ac VHT80_CH58_5290MHz	
ANT	5	
Pol.	Horizontal	Vertical
Peak Avg	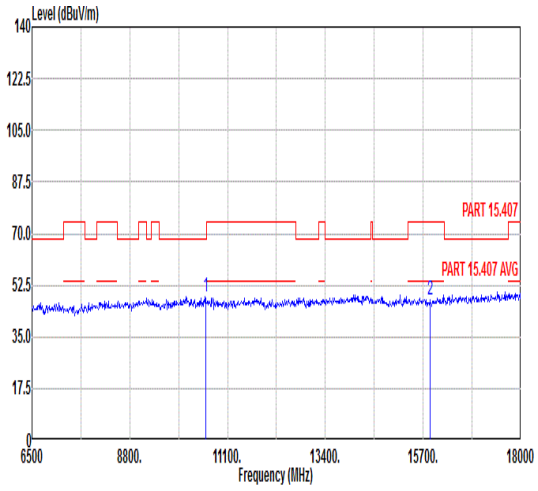 Freq Level Limit Line Margin Read Level Ant Factor Cable Loss Preamp Factor APos TPos Remark MHz dBuV/m dBuV/m dB dBuV dB/m dB dB cm deg 1 10580.00 48.45 68.30 -19.85 61.38 38.52 12.22 63.67 --- --- Peak 2 15870.00 47.60 74.00 -26.40 55.96 41.52 14.73 64.61 --- --- Peak	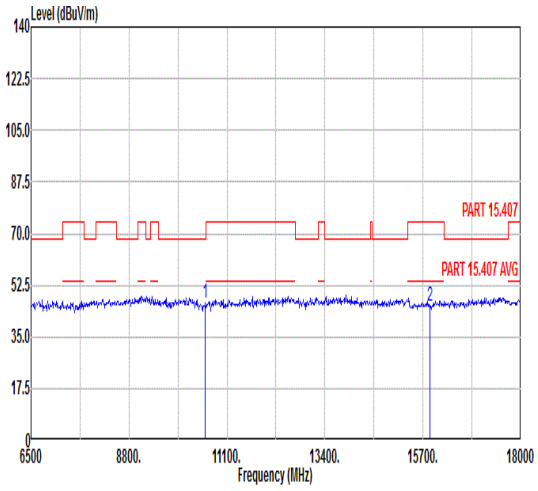 Freq Level Limit Line Margin Read Level Ant Factor Cable Loss Preamp Factor APos TPos Remark MHz dBuV/m dBuV/m dB dBuV dB/m dB dB cm deg 1 10580.00 46.59 68.30 -21.71 59.52 38.52 12.22 63.67 --- --- Peak 2 15870.00 45.51 74.00 -28.49 53.87 41.52 14.73 64.61 --- --- Peak

Appendix D. Duty Cycle Plots

Band	Duty Cycle(%)	T(ms)	1/T(kHz)	VBW Setting
802.11a	100	-	-	10Hz
802.11n HT20	100	-	-	10Hz
802.11n HT40	100	-	-	10Hz
802.11ac VHT80	100	-	-	10Hz

802.11a

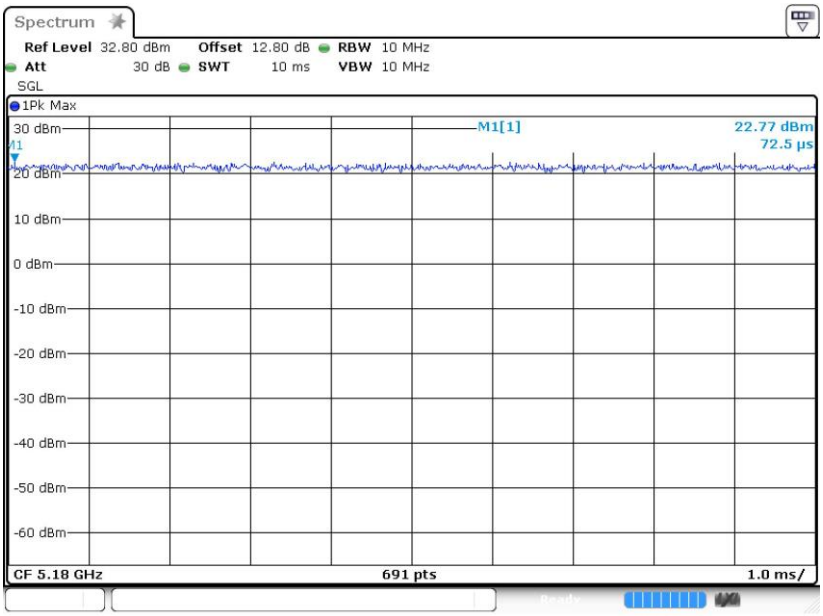

802.11n HT20

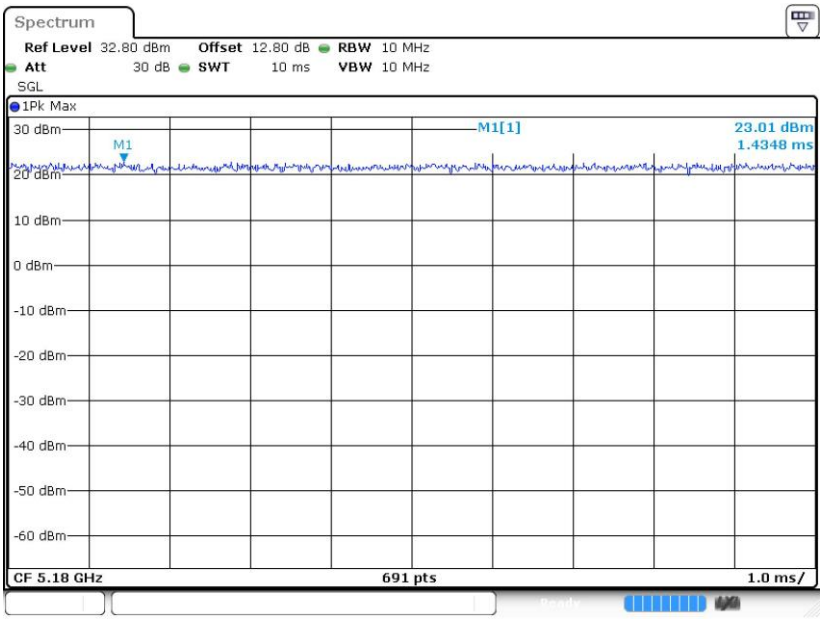

802.11n HT40

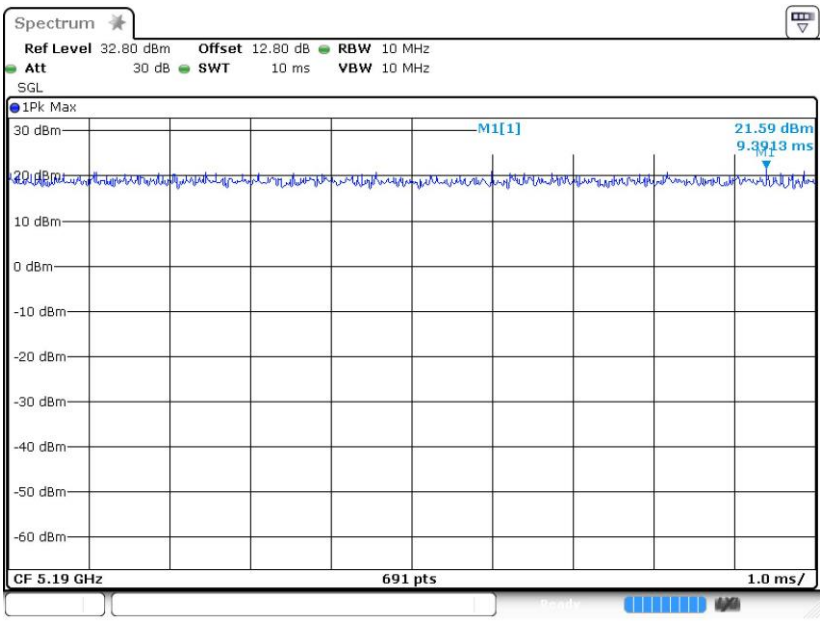
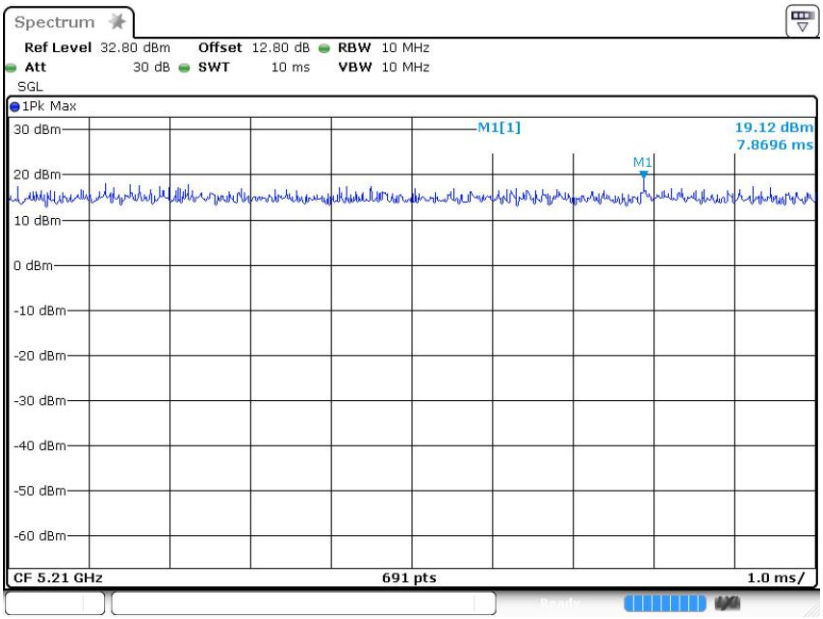
802.11ac VHT80