Test Laboratory: Sporton International Inc. SAR/HAC Testing Lab Date/: 2025/1/31

01_LTE Band 71_20M_QPSK_1RB_0Offset_Right Cheek_0mm_Ch133297

Communication System: UID 0, LTE-FDD (0); Frequency: 680.5 MHz;Duty Cycle: 1:1
Medium: HSL_750 Medium parameters used: f = 680.5 MHz; σ = 0.876 S/m; ε_r = 41.383; ρ = 1000 kg/m^3
Ambient Temperature：23.4 ℃; Liquid Temperature：22.6 ℃

DASY5 Configuration:
- Probe: EX3DV4 - SN7630; ConvF(9.73, 9.93, 9.54); Calibrated: 2024/8/22
- Sensor-Surface: 1.4mm (Mechanical Surface Detection)
- Electronics: DAE4 Sn1338; Calibrated: 2024/3/18
- Phantom: SAM Twin Phantom; Type: SAM Twin; Serial: TP-1754
- Measurement SW: DASY52, Version 52.10 (4); SEMCAD X Version 14.6.14 (7501)

Area Scan (81x101x1): Interpolated grid: dx=1.500 mm, dy=1.500 mm
Maximum value of SAR (interpolated) = 1.21 W/kg

Zoom Scan (5x5x7)/Cube 0: Measurement grid: dx=8mm, dy=8mm, dz=5mm
Reference Value = 28.11 V/m; Power Drift = -0.05 dB
Peak SAR (extrapolated) = 1.41 W/kg
SAR(1 g) = 0.671 W/kg; SAR(10 g) = 0.385 W/kg
Smallest distance from peaks to all points 3 dB below = 10.8 mm
Ratio of SAR at M2 to SAR at M1 = 46.5%
Maximum value of SAR (measured) = 1.06 W/kg

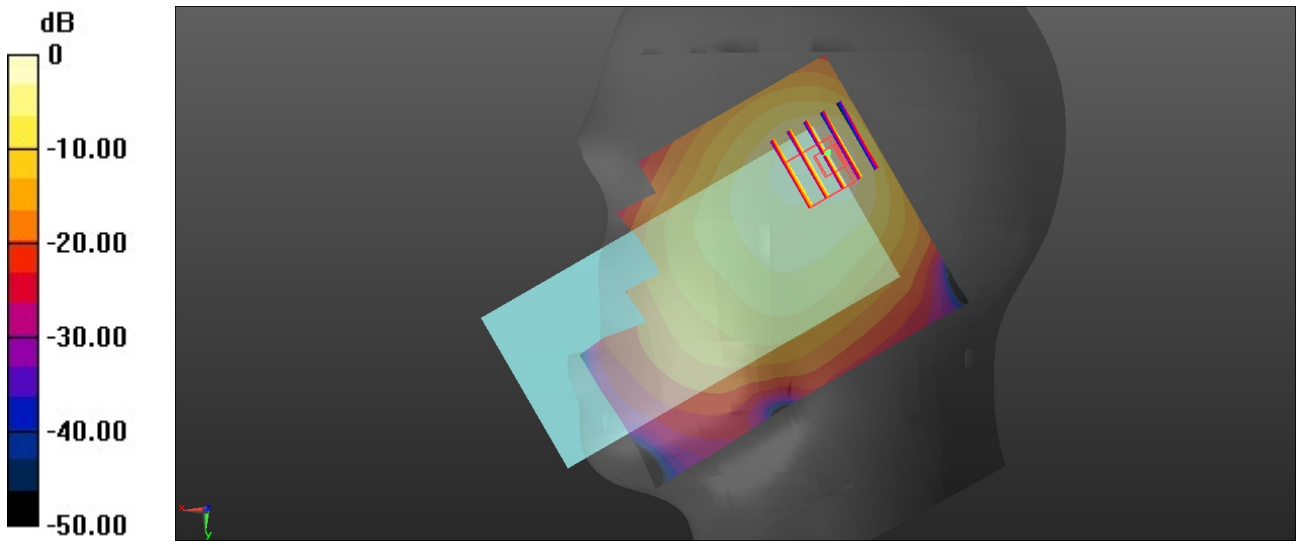

0 dB = 1.21 W/kg = 0.83 dBW/kg

Test Laboratory: Sporton International Inc. SAR/HAC Testing Lab Date: 2025/1/31

02_LTE Band 12_10M_QPSK_1RB_0Offset_Right Cheek_0mm_Ch23095

Communication System: UID 0, LTE-FDD (0); Frequency: 707.5 MHz;Duty Cycle: 1:1
Medium: HSL_750 Medium parameters used: f = 707.5 MHz; σ = 0.885 S/m; ε_r = 41.269; ρ = 1000 kg/m^3
Ambient Temperature：23.4 ℃; Liquid Temperature：22.6 ℃

DASY5 Configuration:
- Probe: EX3DV4 - SN7630; ConvF(9.73, 9.93, 9.54); Calibrated: 2024/8/22
- Sensor-Surface: 1.4mm (Mechanical Surface Detection)
- Electronics: DAE4 Sn1338; Calibrated: 2024/3/18
- Phantom: SAM Twin Phantom; Type: SAM Twin; Serial: TP-1754
- Measurement SW: DASY52, Version 52.10 (4); SEMCAD X Version 14.6.14 (7501)

Area Scan (81x101x1): Interpolated grid: dx=1.500 mm, dy=1.500 mm
Maximum value of SAR (interpolated) = 0.935 W/kg

Zoom Scan (5x5x7)/Cube 0: Measurement grid: dx=8mm, dy=8mm, dz=5mm
Reference Value = 24.00 V/m; Power Drift = 0.15 dB
Peak SAR (extrapolated) = 1.50 W/kg
SAR(1 g) = 0.649 W/kg; SAR(10 g) = 0.365 W/kg
Smallest distance from peaks to all points 3 dB below = 8.2 mm
Ratio of SAR at M2 to SAR at M1 = 50.3%
Maximum value of SAR (measured) = 0.799 W/kg

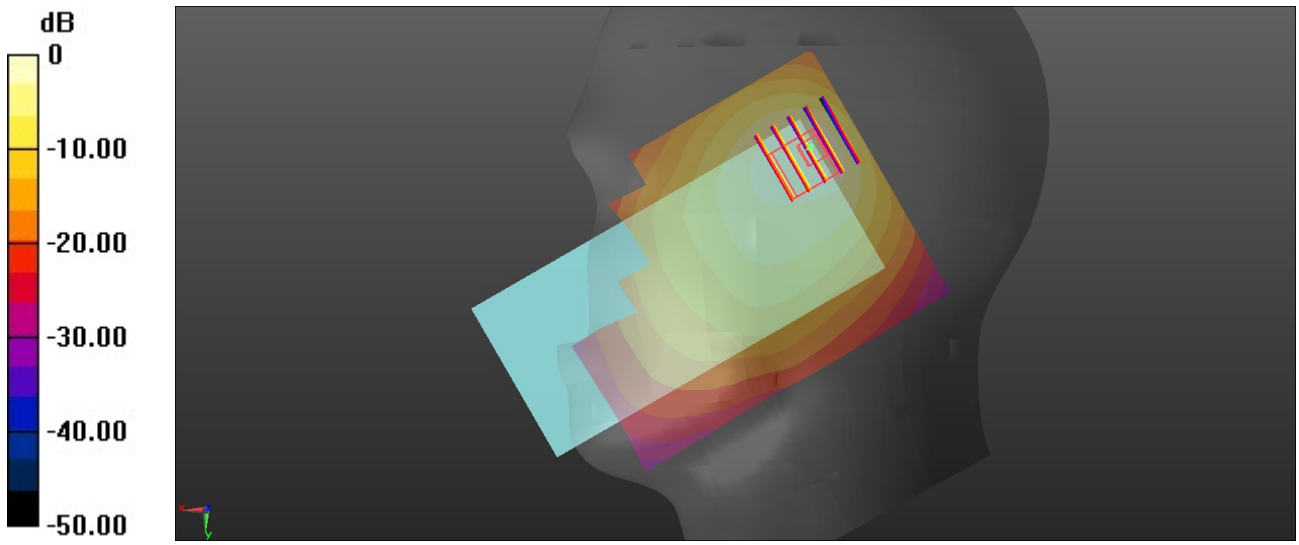

0 dB = 0.935 W/kg = -0.29 dBW/kg

Test Laboratory: Sporton International Inc. SAR/HAC Testing Lab Date: 2025/1/31

03_LTE Band 13_10M_QPSK_1RB_0Offset_Right Cheek_0mm_Ch23230

Communication System: UID 0, LTE-FDD (0); Frequency: 782 MHz;Duty Cycle: 1:1
Medium: HSL_750 Medium parameters used: f = 782 MHz; σ = 0.91 S/m; ε_r = 41.069; ρ = 1000 kg/m^3
Ambient Temperature：23.4 ℃; Liquid Temperature：22.6 ℃

DASY5 Configuration:
- Probe: EX3DV4 - SN7630; ConvF(9.73, 9.93, 9.54); Calibrated: 2024/8/22
- Sensor-Surface: 1.4mm (Mechanical Surface Detection)
- Electronics: DAE4 Sn1338; Calibrated: 2024/3/18
- Phantom: SAM Twin Phantom; Type: SAM Twin; Serial: TP-1754
- Measurement SW: DASY52, Version 52.10 (4); SEMCAD X Version 14.6.14 (7501)

Area Scan (81x101x1): Interpolated grid: dx=1.500 mm, dy=1.500 mm
Maximum value of SAR (interpolated) = 1.11 W/kg

Zoom Scan (5x5x7)/Cube 0: Measurement grid: dx=8mm, dy=8mm, dz=5mm
Reference Value = 25.95 V/m; Power Drift = 0.05 dB
Peak SAR (extrapolated) = 1.63 W/kg
SAR(1 g) = 0.699 W/kg; SAR(10 g) = 0.350 W/kg
Smallest distance from peaks to all points 3 dB below = 8.2 mm
Ratio of SAR at M2 to SAR at M1 = 54.1%
Maximum value of SAR (measured) = 0.907 W/kg

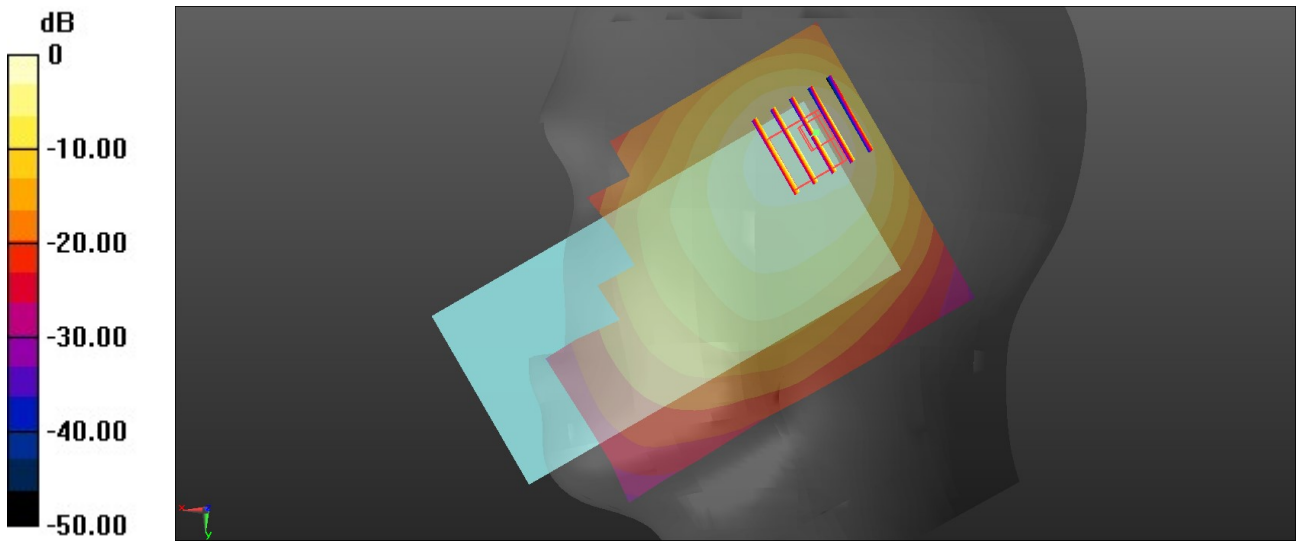

0 dB = 1.11 W/kg = 0.45 dBW/kg

Test Laboratory: Sporton International Inc. SAR/HAC Testing Lab Date: 2025/1/31

04_LTE Band 14_10M_QPSK_1RB_0Offset_Right Cheek_0mm_Ch23330

Communication System: UID 0, LTE-FDD (0); Frequency: 793 MHz;Duty Cycle: 1:1
Medium: HSL_750 Medium parameters used: f = 793 MHz; σ = 0.915 S/m; ε_r = 41.026; ρ = 1000 kg/m^3
Ambient Temperature：23.4 ℃; Liquid Temperature：22.6 ℃

DASY5 Configuration:
- Probe: EX3DV4 - SN7630; ConvF(9.73, 9.93, 9.54); Calibrated: 2024/8/22
- Sensor-Surface: 1.4mm (Mechanical Surface Detection)
- Electronics: DAE4 Sn1338; Calibrated: 2024/3/18
- Phantom: SAM Twin Phantom; Type: SAM Twin; Serial: TP-1754
- Measurement SW: DASY52, Version 52.10 (4); SEMCAD X Version 14.6.14 (7501)

Area Scan (81x101x1): Interpolated grid: dx=1.500 mm, dy=1.500 mm
Maximum value of SAR (interpolated) = 1.18 W/kg

Zoom Scan (5x5x7)/Cube 0: Measurement grid: dx=8mm, dy=8mm, dz=5mm
Reference Value = 26.65 V/m; Power Drift = 0.05 dB
Peak SAR (extrapolated) = 1.75 W/kg
SAR(1 g) = 0.693 W/kg; SAR(10 g) = 0.280 W/kg
Smallest distance from peaks to all points 3 dB below = 8.2 mm
Ratio of SAR at M2 to SAR at M1 = 54.6%
Maximum value of SAR (measured) = 0.961 W/kg

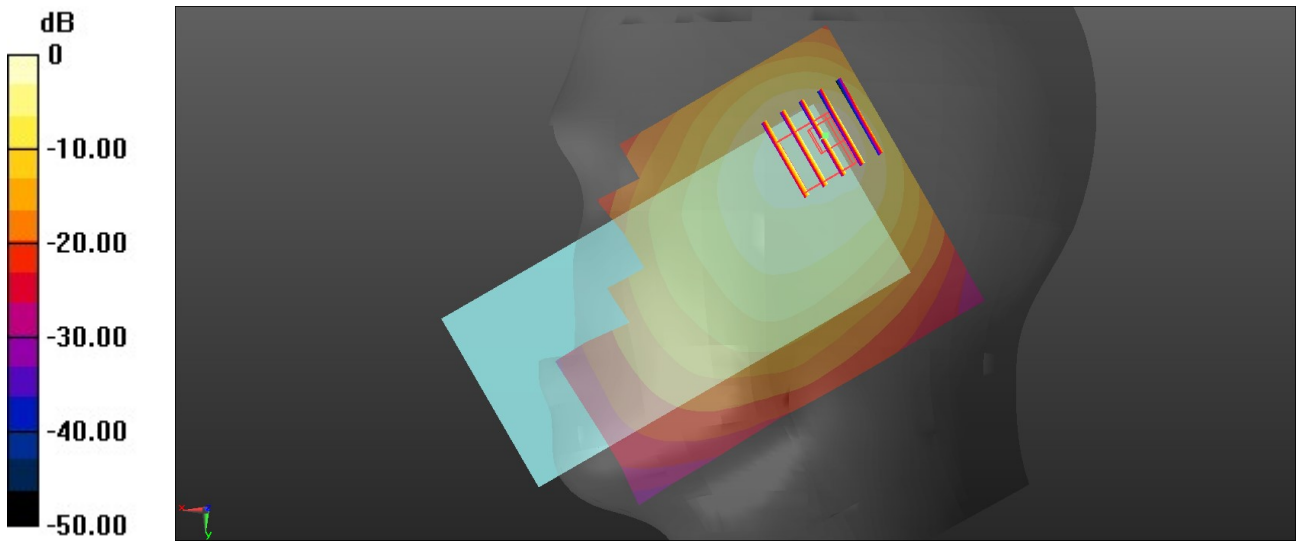

0 dB = 1.18 W/kg = 0.72 dBW/kg

Test Laboratory: Sporton International Inc. SAR/HAC Testing Lab Date: 2025/1/31

05_FR1 n71_35M_QPSK_94RB_47Offset_Right Cheek_0mm_Ch136100

Communication System: UID 0, 5G NR (0); Frequency: 680.5 MHz;Duty Cycle: 1:1
Medium: HSL_750 Medium parameters used: f = 680.5 MHz; σ = 0.876 S/m; ε_r = 41.383; ρ = 1000 kg/m^3
Ambient Temperature：23.4 ℃; Liquid Temperature：22.6 ℃

DASY5 Configuration:
- Probe: EX3DV4 - SN7630; ConvF(9.73, 9.93, 9.54); Calibrated: 2024/8/22
- Sensor-Surface: 1.4mm (Mechanical Surface Detection)
- Electronics: DAE4 Sn1338; Calibrated: 2024/3/18
- Phantom: SAM Twin Phantom; Type: SAM Twin; Serial: TP-1754
- Measurement SW: DASY52, Version 52.10 (4); SEMCAD X Version 14.6.14 (7501)

Area Scan (81x101x1): Interpolated grid: dx=1.500 mm, dy=1.500 mm
Maximum value of SAR (interpolated) = 1.30 W/kg

Zoom Scan (5x5x7)/Cube 0: Measurement grid: dx=8mm, dy=8mm, dz=5mm
Reference Value = 28.30 V/m; Power Drift = -0.01 dB
Peak SAR (extrapolated) = 1.49 W/kg
SAR(1 g) = 0.675 W/kg; SAR(10 g) = 0.389 W/kg
Smallest distance from peaks to all points 3 dB below = 10.1 mm
Ratio of SAR at M2 to SAR at M1 = 44.6%
Maximum value of SAR (measured) = 1.15 W/kg

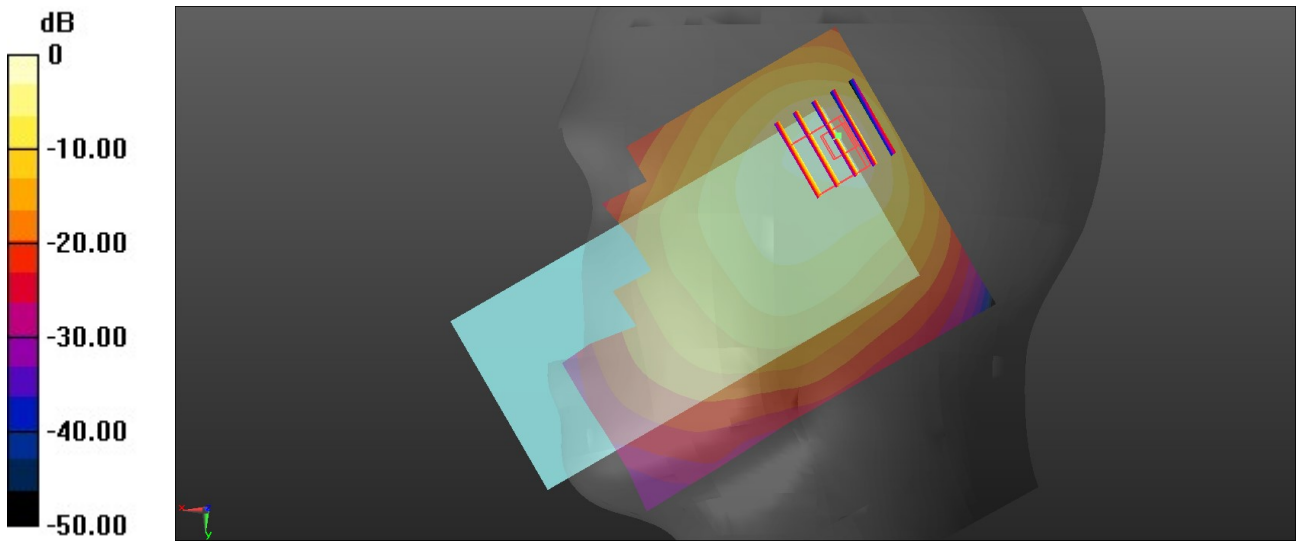

0 dB = 1.30 W/kg = 1.14 dBW/kg

Test Laboratory: Sporton International Inc. SAR/HAC Testing Lab Date: 2025/1/31

06_FR1 n12_15M_QPSK_36RB_22Offset_Right Cheek_0mm_Ch141500

Communication System: UID 0, 5G NR (0); Frequency: 707.5 MHz;Duty Cycle: 1:1
Medium: HSL_750 Medium parameters used: f = 707.5 MHz; σ = 0.885 S/m; ε_r = 41.269; ρ = 1000 kg/m^3
Ambient Temperature：23.4 °C; Liquid Temperature：22.6 °C

DASY5 Configuration:
- Probe: EX3DV4 - SN7630; ConvF(9.73, 9.93, 9.54); Calibrated: 2024/8/22
- Sensor-Surface: 1.4mm (Mechanical Surface Detection)
- Electronics: DAE4 Sn1338; Calibrated: 2024/3/18
- Phantom: SAM Twin Phantom; Type: SAM Twin; Serial: TP-1754
- Measurement SW: DASY52, Version 52.10 (4); SEMCAD X Version 14.6.14 (7501)

Area Scan (81x101x1): Interpolated grid: dx=1.500 mm, dy=1.500 mm
Maximum value of SAR (interpolated) = 0.789 W/kg

Zoom Scan (5x5x7)/Cube 0: Measurement grid: dx=8mm, dy=8mm, dz=5mm
Reference Value = 21.85 V/m; Power Drift = -0.11 dB
Peak SAR (extrapolated) = 0.846 W/kg
SAR(1 g) = 0.396 W/kg; SAR(10 g) = 0.234 W/kg
Smallest distance from peaks to all points 3 dB below = 8.2 mm
Ratio of SAR at M2 to SAR at M1 = 48.1%
Maximum value of SAR (measured) = 0.636 W/kg

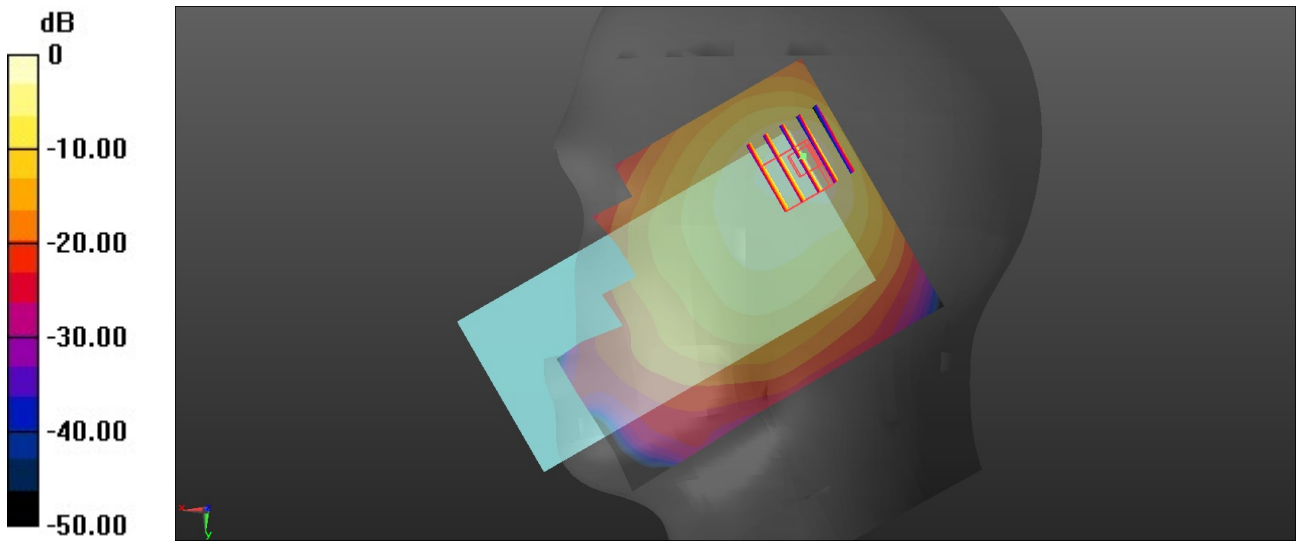

0 dB = 0.789 W/kg = -1.03 dBW/kg

Test Laboratory: Sporton International Inc. SAR/HAC Testing Lab Date: 2025/1/31

07_FR1 n14_10M_QPSK_1RB_1Offset_Right Cheek_0mm_Ch158600

Communication System: UID 0, 5G NR (0); Frequency: 793 MHz;Duty Cycle: 1:1
Medium: HSL_750 Medium parameters used: f = 793 MHz; σ = 0.915 S/m; ε_r = 41.026; ρ = 1000 kg/m^3
Ambient Temperature：23.4 °C; Liquid Temperature：22.6 °C

DASY5 Configuration:
- Probe: EX3DV4 - SN7630; ConvF(9.73, 9.93, 9.54); Calibrated: 2024/8/22
- Sensor-Surface: 1.4mm (Mechanical Surface Detection)
- Electronics: DAE4 Sn1338; Calibrated: 2024/3/18
- Phantom: SAM Twin Phantom; Type: SAM Twin; Serial: TP-1754
- Measurement SW: DASY52, Version 52.10 (4); SEMCAD X Version 14.6.14 (7501)

Area Scan (81x101x1): Interpolated grid: dx=1.500 mm, dy=1.500 mm
Maximum value of SAR (interpolated) = 1.24 W/kg

Zoom Scan (5x5x7)/Cube 0: Measurement grid: dx=8mm, dy=8mm, dz=5mm
Reference Value = 27.06 V/m; Power Drift = -0.12 dB
Peak SAR (extrapolated) = 1.44 W/kg
SAR(1 g) = 0.673 W/kg; SAR(10 g) = 0.394 W/kg
Smallest distance from peaks to all points 3 dB below = 11.2 mm
Ratio of SAR at M2 to SAR at M1 = 45.6%
Maximum value of SAR (measured) = 1.13 W/kg

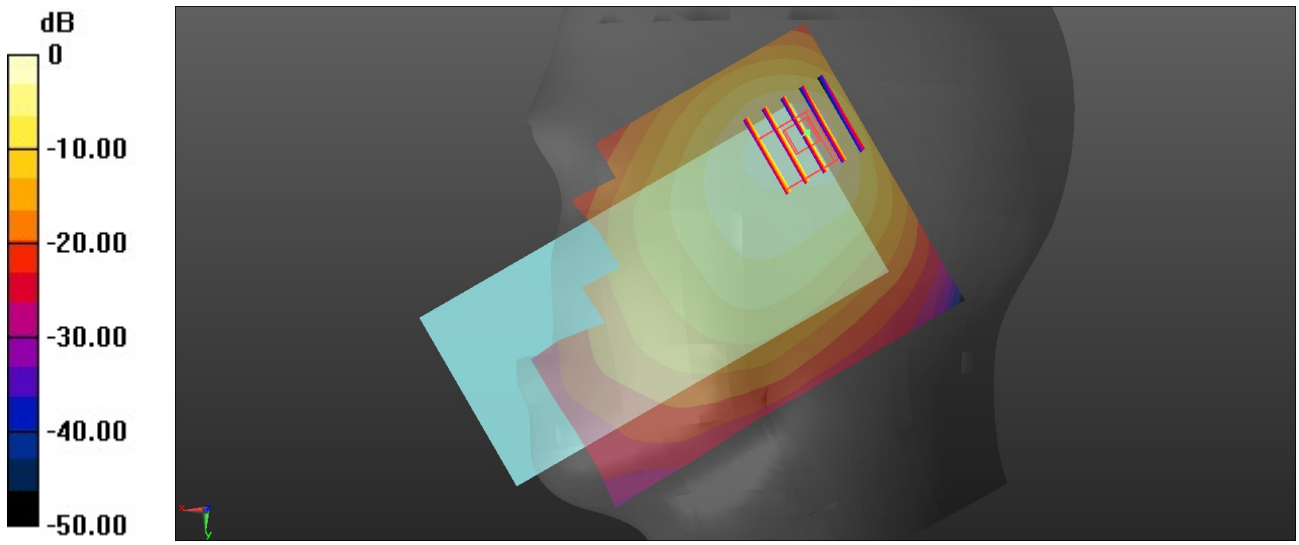

0 dB = 1.24 W/kg = 0.93 dBW/kg

Test Laboratory: Sporton International Inc. SAR/HAC Testing Lab Date: 2025/2/1

08_GSM850_GPRS (4 Tx slots)_Left Cheek_0mm_Ch189

Communication System: UID 0, GSM850 (0); Frequency: 836.4 MHz;Duty Cycle: 1:2.08
Medium: HSL_835 Medium parameters used: f = 836.4 MHz; σ = 0.924 S/m; ε_r = 42.863; ρ = 1000 kg/m^3
Ambient Temperature：23.3 ℃; Liquid Temperature：22.9 ℃

DASY5 Configuration:
- Probe: EX3DV4 - SN7630; ConvF(9.18, 9.37, 9.0); Calibrated: 2024/8/22
- Sensor-Surface: 1.4mm (Mechanical Surface Detection)
- Electronics: DAE4 Sn1338; Calibrated: 2024/3/18
- Phantom: SAM Twin Phantom; Type: SAM Twin; Serial: TP-1754
- Measurement SW: DASY52, Version 52.10 (4); SEMCAD X Version 14.6.14 (7501)

Area Scan (71x71x1): Interpolated grid: dx=1.500 mm, dy=1.500 mm
Maximum value of SAR (interpolated) = 0.770 W/kg

Zoom Scan (5x5x5)/Cube 0: Measurement grid: dx=8mm, dy=8mm, dz=5mm
Reference Value = 2.471 V/m; Power Drift = 0.05 dB
Peak SAR (extrapolated) = 1.21 W/kg
SAR(1 g) = 0.237 W/kg; SAR(10 g) = 0.091 W/kg
Smallest distance from peaks to all points 3 dB below: Larger than measurement grid (> 16 mm)
Ratio of SAR at M2 to SAR at M1 = 70.4%
Maximum value of SAR (measured) = 0.737 W/kg

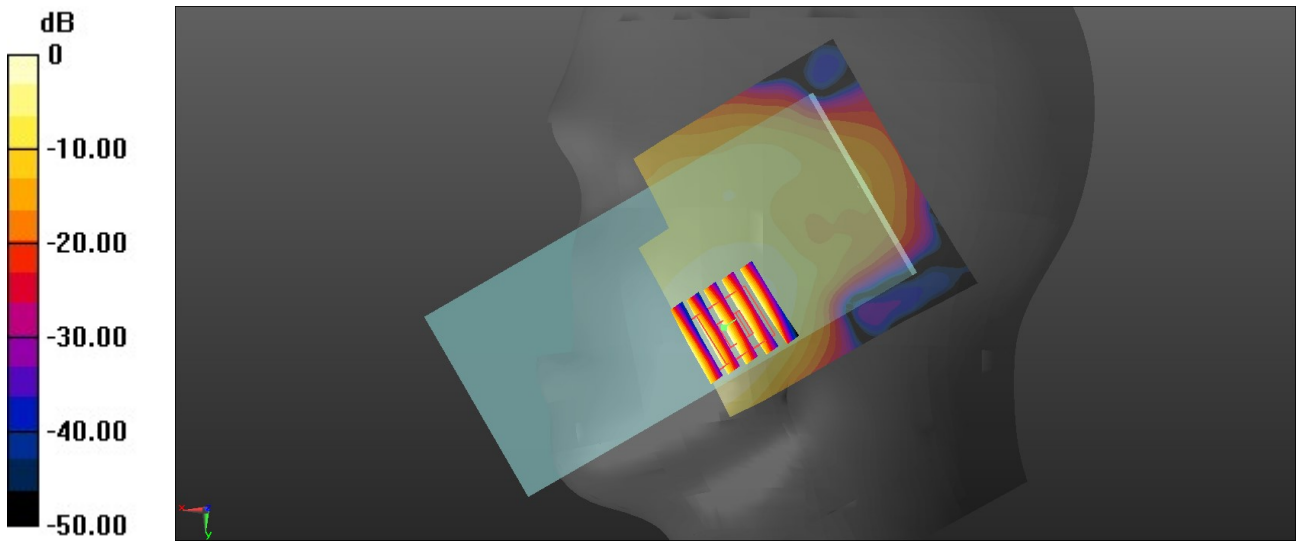

0 dB = 0.770 W/kg = -1.14 dBW/kg

Test Laboratory: Sporton International Inc. SAR/HAC Testing Lab Date: 2025/2/1

09_WCDMA V_RMC 12.2Kbps_Right Cheek_0mm_Ch4182

Communication System: UID 0, WCDMA (0); Frequency: 836.4 MHz;Duty Cycle: 1:1
Medium: HSL_835 Medium parameters used: f = 836.4 MHz; σ = 0.903 S/m; ε_r = 41.224; ρ = 1000 kg/m^3
Ambient Temperature：23.3 ℃; Liquid Temperature：22.9 ℃

DASY5 Configuration:
- Probe: EX3DV4 - SN7630; ConvF(9.18, 9.37, 9.0); Calibrated: 2024/8/22
- Sensor-Surface: 1.4mm (Mechanical Surface Detection)
- Electronics: DAE4 Sn1338; Calibrated: 2024/3/18
- Phantom: SAM Twin Phantom; Type: SAM Twin; Serial: TP-1754
- Measurement SW: DASY52, Version 52.10 (4); SEMCAD X Version 14.6.14 (7501)

Area Scan (81x101x1): Interpolated grid: dx=1.500 mm, dy=1.500 mm
Maximum value of SAR (interpolated) = 1.17 W/kg

Zoom Scan (5x5x7)/Cube 0: Measurement grid: dx=8mm, dy=8mm, dz=5mm
Reference Value = 25.71 V/m; Power Drift = 0.09 dB
Peak SAR (extrapolated) = 1.63 W/kg
SAR(1 g) = 0.673 W/kg; SAR(10 g) = 0.381 W/kg
Smallest distance from peaks to all points 3 dB below = 8.6 mm
Ratio of SAR at M2 to SAR at M1 = 56%
Maximum value of SAR (measured) = 0.936 W/kg

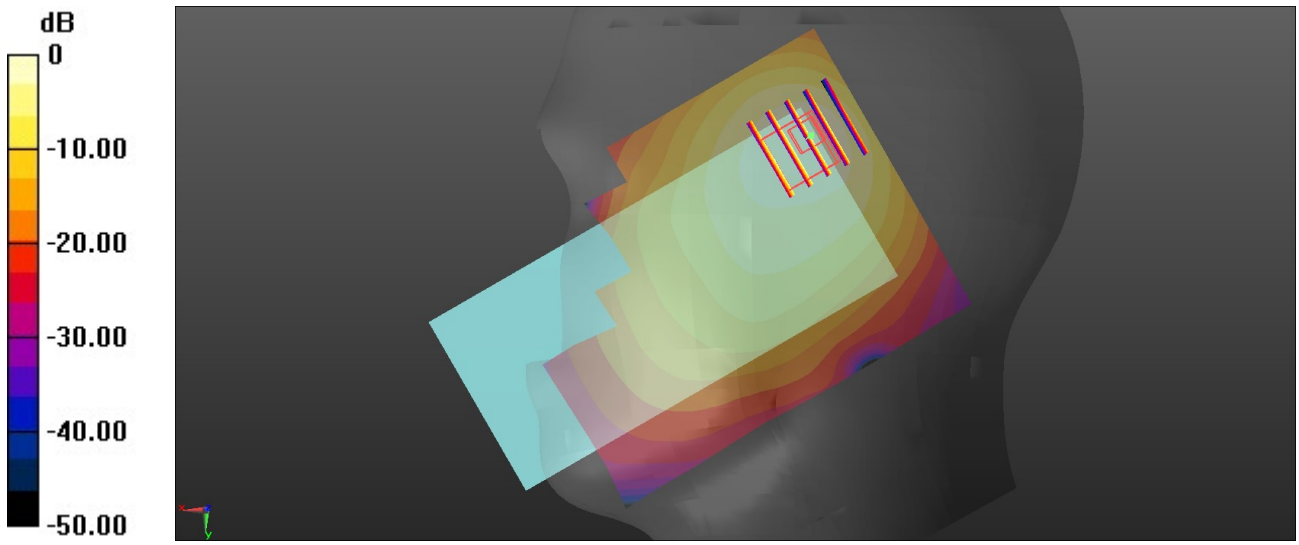

0 dB = 1.17 W/kg = 0.68 dBW/kg

Test Laboratory: Sporton International Inc. SAR/HAC Testing Lab Date: 2025/2/1

10_LTE Band 26_15M_QPSK_1RB_0Offset_Right Cheek_0mm_Ch26865

Communication System: UID 0, LTE-FDD (0); Frequency: 831.5 MHz;Duty Cycle: 1:1
Medium: HSL_835 Medium parameters used: f = 831.5 MHz; σ = 0.922 S/m; ε_r = 42.875; ρ = 1000 kg/m^3
Ambient Temperature：23.3 ℃; Liquid Temperature：22.9 ℃

DASY5 Configuration:
- Probe: EX3DV4 - SN7630; ConvF(9.18, 9.37, 9.0); Calibrated: 2024/8/22
- Sensor-Surface: 1.4mm (Mechanical Surface Detection)
- Electronics: DAE4 Sn1338; Calibrated: 2024/3/18
- Phantom: SAM Twin Phantom; Type: SAM Twin; Serial: TP-1754
- Measurement SW: DASY52, Version 52.10 (4); SEMCAD X Version 14.6.14 (7501)

Area Scan (81x101x1): Interpolated grid: dx=1.500 mm, dy=1.500 mm
Maximum value of SAR (interpolated) = 1.29 W/kg

Zoom Scan (5x5x7)/Cube 0: Measurement grid: dx=8mm, dy=8mm, dz=5mm
Reference Value = 28.10 V/m; Power Drift = 0.01 dB
Peak SAR (extrapolated) = 1.84 W/kg
SAR(1 g) = 0.692 W/kg; SAR(10 g) = 0.341 W/kg
Smallest distance from peaks to all points 3 dB below = 8.2 mm
Ratio of SAR at M2 to SAR at M1 = 55.6%
Maximum value of SAR (measured) = 1.07 W/kg

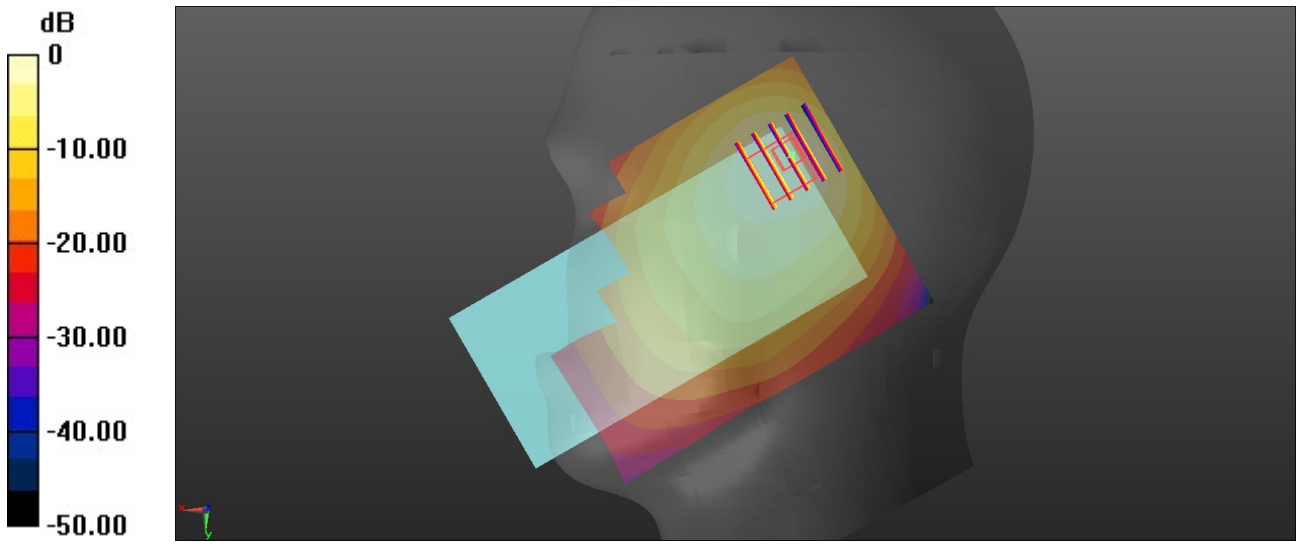

0 dB = 1.29 W/kg = 1.11 dBW/kg

Test Laboratory: Sporton International Inc. SAR/HAC Testing Lab Date: 2025/2/1

11_FR1 n26_20M_QPSK_50RB_28Offset_Right Cheek_0mm_Ch166300

Communication System: UID 0, 5G NR (0); Frequency: 831.5 MHz;Duty Cycle: 1:1
Medium: HSL_835 Medium parameters used: f = 831.5 MHz; σ = 0.922 S/m; ε_r = 42.875; ρ = 1000 kg/m^3
Ambient Temperature：23.3 ℃; Liquid Temperature：22.9 ℃

DASY5 Configuration:
- Probe: EX3DV4 - SN7630; ConvF(9.18, 9.37, 9.0); Calibrated: 2024/8/22
- Sensor-Surface: 1.4mm (Mechanical Surface Detection)
- Electronics: DAE4 Sn1338; Calibrated: 2024/3/18
- Phantom: SAM Twin Phantom; Type: SAM Twin; Serial: TP-1754
- Measurement SW: DASY52, Version 52.10 (4); SEMCAD X Version 14.6.14 (7501)

Area Scan (81x101x1): Interpolated grid: dx=1.500 mm, dy=1.500 mm
Maximum value of SAR (interpolated) = 1.26 W/kg

Zoom Scan (5x5x7)/Cube 0: Measurement grid: dx=8mm, dy=8mm, dz=5mm
Reference Value = 27.98 V/m; Power Drift = -0.02 dB
Peak SAR (extrapolated) = 1.30 W/kg
SAR(1 g) = 0.656 W/kg; SAR(10 g) = 0.394 W/kg
Smallest distance from peaks to all points 3 dB below = 12.5 mm
Ratio of SAR at M2 to SAR at M1 = 50.8%
Maximum value of SAR (measured) = 1.02 W/kg

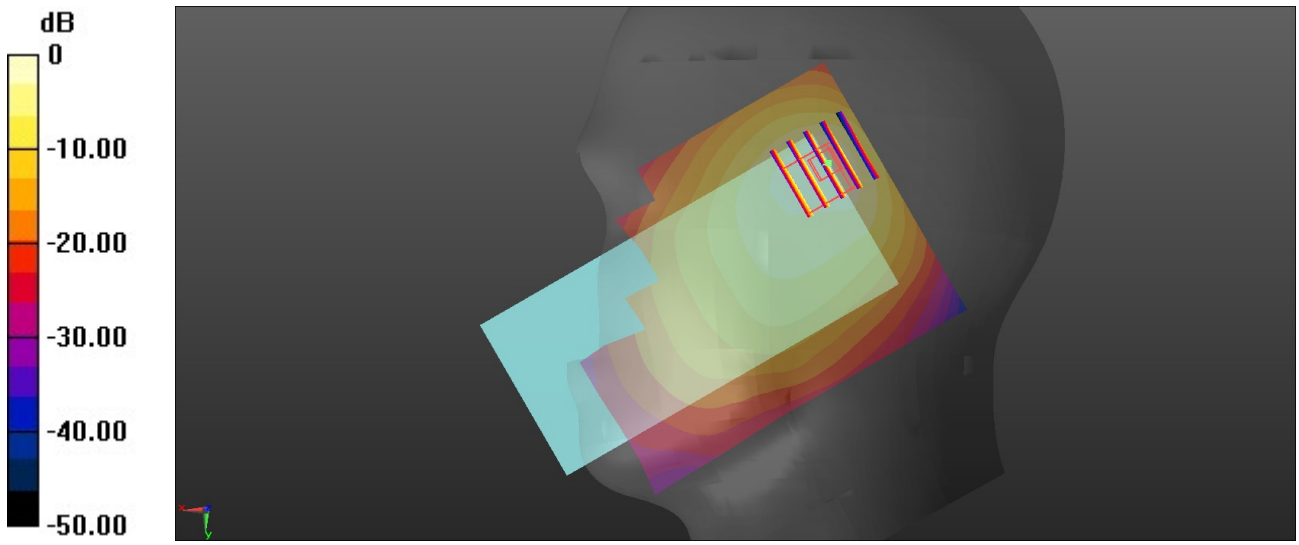

0 dB = 1.26 W/kg = 1.00 dBW/kg

Test Laboratory: Sporton International Inc. SAR/HAC Testing Lab Date: 2025/2/2

12_WCDMA IV_RMC 12.2Kbps_Right Tilted_0mm_Ch1513

Communication System: UID 0, WCDMA (0); Frequency: 1752.6 MHz;Duty Cycle: 1:1
Medium: HSL_1750 Medium parameters used: f = 1753 MHz; σ = 1.343 S/m; ε_r = 40.381; ρ = 1000 kg/m^3
Ambient Temperature：23.2 ℃; Liquid Temperature：22.8 ℃

DASY5 Configuration:
- Probe: EX3DV4 - SN7630; ConvF(8.06, 8.23, 7.90); Calibrated: 2024/8/22
- Sensor-Surface: 1.4mm (Mechanical Surface Detection)
- Electronics: DAE4 Sn1338; Calibrated: 2024/3/18
- Phantom: SAM Twin Phantom; Type: SAM Twin; Serial: TP-1754
- Measurement SW: DASY52, Version 52.10 (4); SEMCAD X Version 14.6.14 (7501)

Area Scan (81x101x1): Interpolated grid: dx=1.500 mm, dy=1.500 mm
Maximum value of SAR (interpolated) = 1.75 W/kg

Zoom Scan (5x5x7)/Cube 0: Measurement grid: dx=8mm, dy=8mm, dz=5mm
Reference Value = 39.09 V/m; Power Drift = 0.06 dB
Peak SAR (extrapolated) = 2.02 W/kg
SAR(1 g) = 0.656 W/kg; SAR(10 g) = 0.258 W/kg
Smallest distance from peaks to all points 3 dB below = 8.4 mm
Ratio of SAR at M2 to SAR at M1 = 46.8%
Maximum value of SAR (measured) = 1.68 W/kg

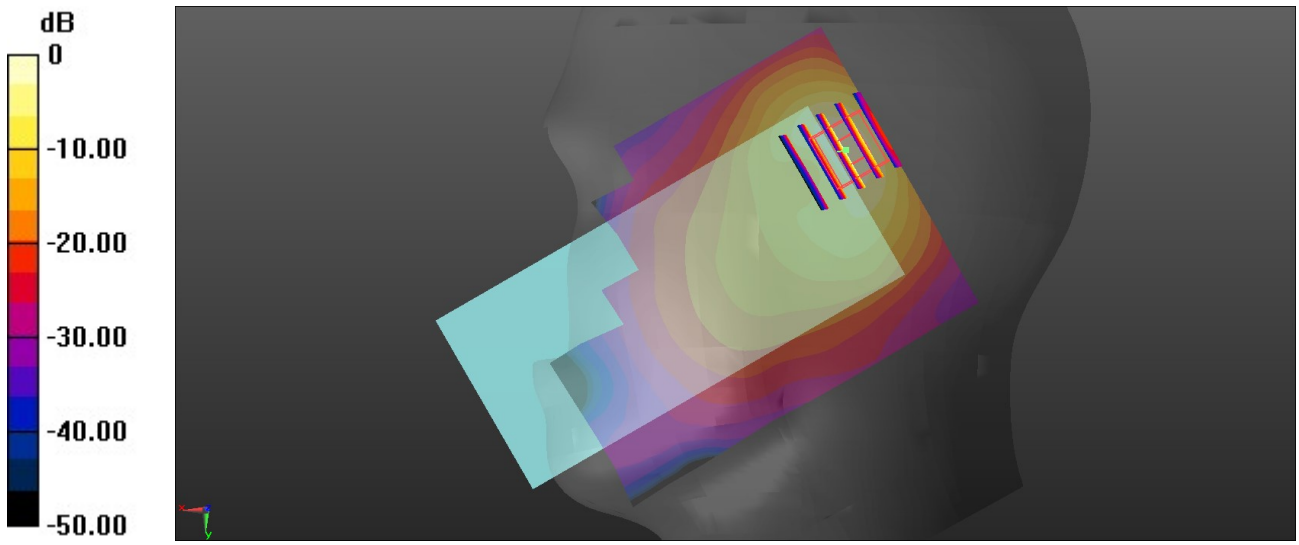

0 dB = 1.75 W/kg = 2.43 dBW/kg

Test Laboratory: Sporton International Inc. SAR/HAC Testing Lab Date: 2025/2/2

13_LTE Band 66_20M_QPSK_1RB_0Offset_Right Tilted_0mm_Ch132322

Communication System: UID 0, LTE-FDD (0); Frequency: 1745 MHz;Duty Cycle: 1:1
Medium: HSL_1750 Medium parameters used: f = 1745 MHz; σ = 1.337 S/m; ε_r = 40.387; ρ = 1000 kg/m^3
Ambient Temperature：23.2 ℃; Liquid Temperature：22.8 ℃

DASY5 Configuration:
- Probe: EX3DV4 - SN7630; ConvF(8.06, 8.23, 7.90); Calibrated: 2024/8/22
- Sensor-Surface: 1.4mm (Mechanical Surface Detection)
- Electronics: DAE4 Sn1338; Calibrated: 2024/3/18
- Phantom: SAM Twin Phantom; Type: SAM Twin; Serial: TP-1754
- Measurement SW: DASY52, Version 52.10 (4); SEMCAD X Version 14.6.14 (7501)

Area Scan (81x101x1): Interpolated grid: dx=1.500 mm, dy=1.500 mm
Maximum value of SAR (interpolated) = 1.67 W/kg

Zoom Scan (5x5x7)/Cube 0: Measurement grid: dx=8mm, dy=8mm, dz=5mm
Reference Value = 38.26 V/m; Power Drift = -0.11 dB
Peak SAR (extrapolated) = 2.41 W/kg
SAR(1 g) = 0.686 W/kg; SAR(10 g) = 0.157 W/kg
Smallest distance from peaks to all points 3 dB below = 8.4 mm
Ratio of SAR at M2 to SAR at M1 = 47.8%
Maximum value of SAR (measured) = 1.86 W/kg

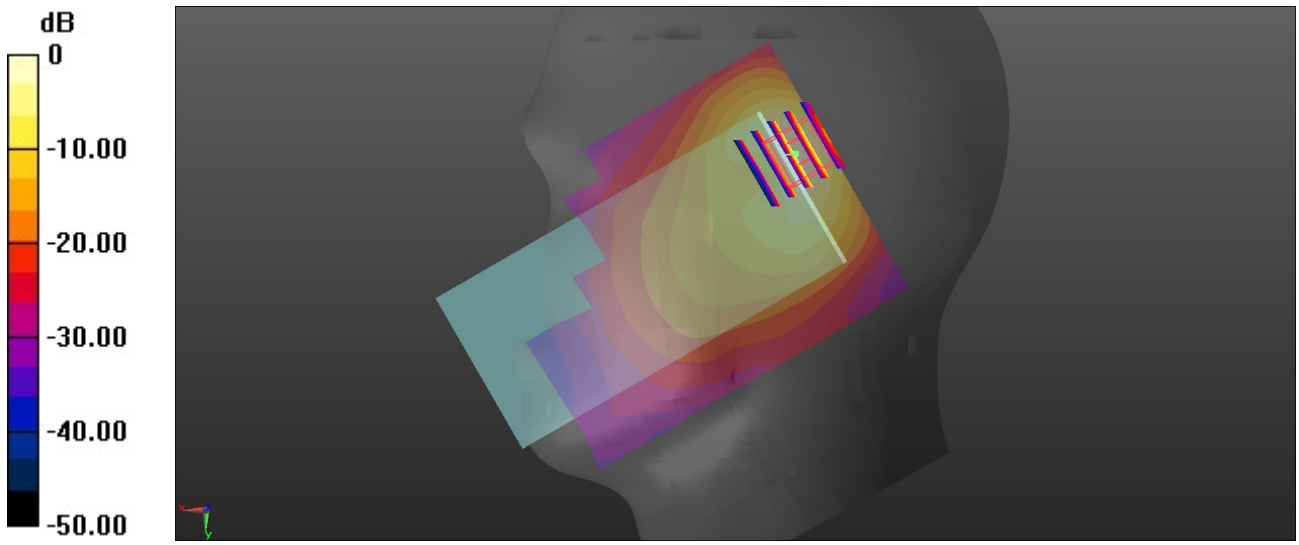

0 dB = 1.67 W/kg = 2.23 dBW/kg

Test Laboratory: Sporton International Inc. SAR/HAC Testing Lab Date: 2025/2/2

14_FR1 n70_15M_QPSK_36RB_22Offset_Right Tilted_0mm_Ch340500

Communication System: UID 0, 5G NR (0); Frequency: 1702.5 MHz;Duty Cycle: 1:1
Medium: HSL_1750 Medium parameters used: f = 1702.5 MHz; σ = 1.308 S/m; ε_r = 40.499; ρ = 1000 kg/m^3
Ambient Temperature：23.2 ℃; Liquid Temperature：22.8 ℃

DASY5 Configuration:
- Probe: EX3DV4 - SN7630; ConvF(8.06, 8.23, 7.90); Calibrated: 2024/8/22
- Sensor-Surface: 1.4mm (Mechanical Surface Detection)
- Electronics: DAE4 Sn1338; Calibrated: 2024/3/18
- Phantom: SAM Twin Phantom; Type: SAM Twin; Serial: TP-1754
- Measurement SW: DASY52, Version 52.10 (4); SEMCAD X Version 14.6.14 (7501)

Area Scan (81x101x1): Interpolated grid: dx=1.500 mm, dy=1.500 mm
Maximum value of SAR (interpolated) = 1.11 W/kg

Zoom Scan (5x5x7)/Cube 0: Measurement grid: dx=8mm, dy=8mm, dz=5mm
Reference Value = 17.47 V/m; Power Drift = -0.12 dB
Peak SAR (extrapolated) = 1.38 W/kg
SAR(1 g) = 0.656 W/kg; SAR(10 g) = 0.296 W/kg
Smallest distance from peaks to all points 3 dB below = 8.8 mm
Ratio of SAR at M2 to SAR at M1 = 47.2%
Maximum value of SAR (measured) = 1.07 W/kg

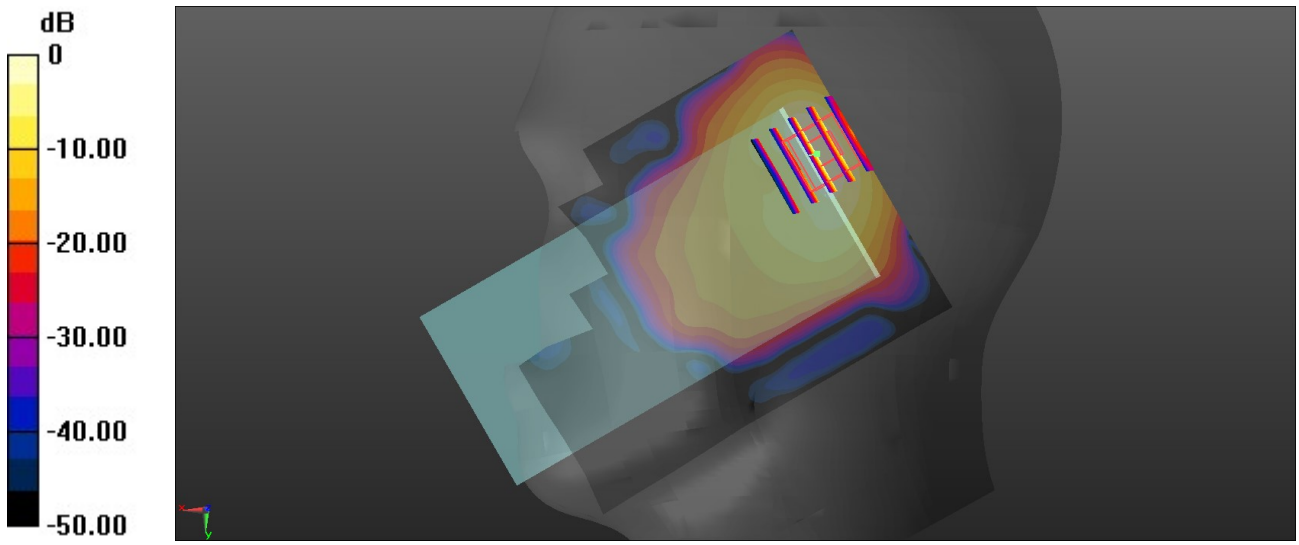

0 dB = 1.11 W/kg = 0.45 dBW/kg

Test Laboratory: Sporton International Inc. SAR/HAC Testing Lab Date: 2025/2/2

15_FR1 n66_40M_QPSK_108RB_54Offset_Right Tilted_0mm_Ch349000

Communication System: UID 0, 5G NR (0); Frequency: 1745 MHz;Duty Cycle: 1:1
Medium: HSL_1750 Medium parameters used: f = 1745 MHz; σ = 1.337 S/m; ε_r = 40.387; ρ = 1000 kg/m^3
Ambient Temperature：23.2 ℃; Liquid Temperature：22.8 ℃

DASY5 Configuration:
- Probe: EX3DV4 - SN7630; ConvF(8.06, 8.23, 7.90); Calibrated: 2024/8/22
- Sensor-Surface: 1.4mm (Mechanical Surface Detection)
- Electronics: DAE4 Sn1338; Calibrated: 2024/3/18
- Phantom: SAM Twin Phantom; Type: SAM Twin; Serial: TP-1754
- Measurement SW: DASY52, Version 52.10 (4); SEMCAD X Version 14.6.14 (7501)

Area Scan (81x101x1): Interpolated grid: dx=1.500 mm, dy=1.500 mm
Maximum value of SAR (interpolated) = 1.27 W/kg

Zoom Scan (5x5x7)/Cube 0: Measurement grid: dx=8mm, dy=8mm, dz=5mm
Reference Value = 22.25 V/m; Power Drift = 0.09 dB
Peak SAR (extrapolated) = 1.56 W/kg
SAR(1 g) = 0.725 W/kg; SAR(10 g) = 0.320 W/kg
Smallest distance from peaks to all points 3 dB below = 8.8 mm
Ratio of SAR at M2 to SAR at M1 = 46.2%
Maximum value of SAR (measured) = 1.36 W/kg

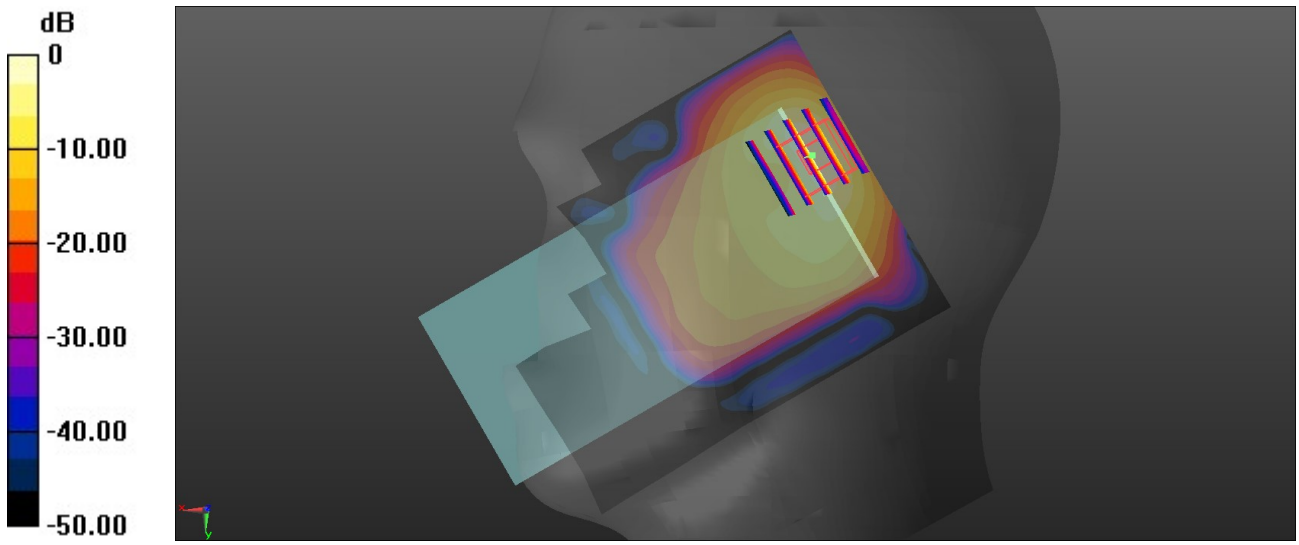

0 dB = 1.27 W/kg = 1.04 dBW/kg

Test Laboratory: Sporton International Inc. SAR/HAC Testing Lab Date: 2025/2/3

16_GSM1900_GPRS (4 Tx slots)_Right Cheek_0mm_Ch661

Communication System: UID 0, PCS (0); Frequency: 1880 MHz;Duty Cycle: 1:2.08
Medium: HSL_1900 Medium parameters used: f = 1880 MHz; σ = 1.376 S/m; ε_r = 39.139; ρ = 1000 kg/m^3
Ambient Temperature：23.1 ℃; Liquid Temperature：22.6 ℃

DASY5 Configuration:
- Probe: EX3DV4 - SN7630; ConvF(7.82, 7.98, 7.67); Calibrated: 2024/8/22
- Sensor-Surface: 1.4mm (Mechanical Surface Detection)
- Electronics: DAE4 Sn1338; Calibrated: 2024/3/18
- Phantom: SAM Twin Phantom; Type: SAM Twin; Serial: TP-1754
- Measurement SW: DASY52, Version 52.10 (4); SEMCAD X Version 14.6.14 (7501)

Area Scan (71x71x1): Interpolated grid: dx=1.500 mm, dy=1.500 mm
Maximum value of SAR (interpolated) = 0.139 W/kg

Zoom Scan (5x5x5)/Cube 0: Measurement grid: dx=8mm, dy=8mm, dz=5mm
Reference Value = 2.720 V/m; Power Drift = 0.17 dB
Peak SAR (extrapolated) = 0.182 W/kg
SAR(1 g) = 0.120 W/kg; SAR(10 g) = 0.075 W/kg
Smallest distance from peaks to all points 3 dB below = 11.4 mm
Ratio of SAR at M2 to SAR at M1 = 70.2%
Maximum value of SAR (measured) = 0.133 W/kg

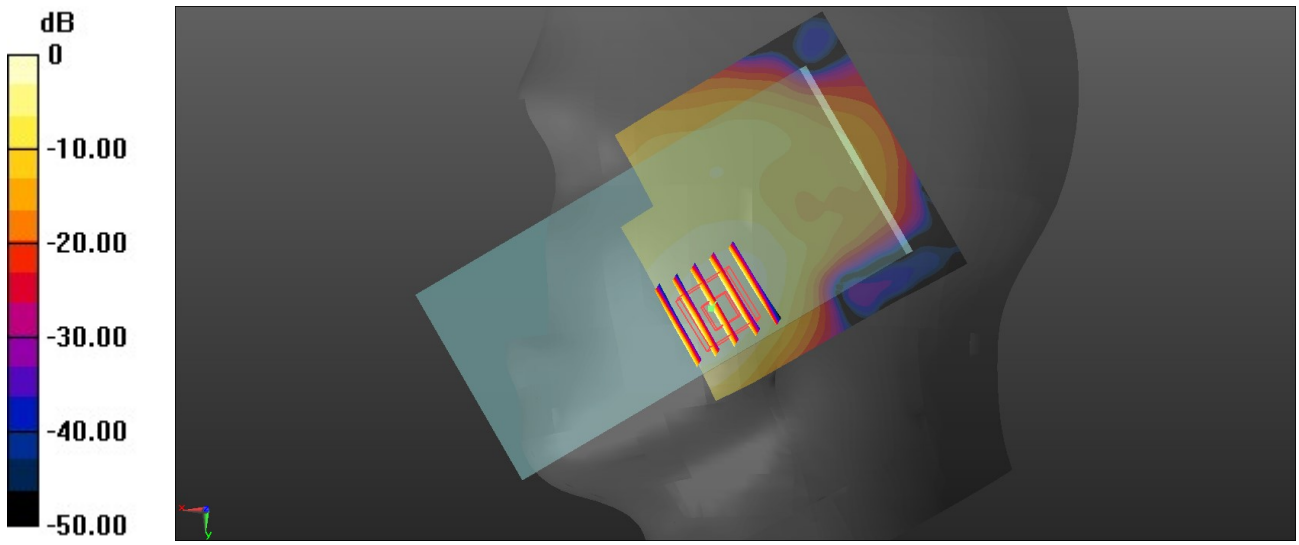

0 dB = 0.139 W/kg = -8.57 dBW/kg

Test Laboratory: Sporton International Inc. SAR/HAC Testing Lab Date: 2025/2/3

17_WCDMA II_RMC 12.2Kbps_Right Tilted_0mm_Ch9400

Communication System: UID 0, WCDMA (0); Frequency: 1880 MHz;Duty Cycle: 1:1
Medium: HSL_1900 Medium parameters used: f = 1880 MHz; σ = 1.376 S/m; ε_r = 39.139; ρ = 1000 kg/m^3
Ambient Temperature：23.1 ℃; Liquid Temperature：22.6 ℃

DASY5 Configuration:
- Probe: EX3DV4 - SN7630; ConvF(7.82, 7.98, 7.67); Calibrated: 2024/8/22
- Sensor-Surface: 1.4mm (Mechanical Surface Detection)
- Electronics: DAE4 Sn1338; Calibrated: 2024/3/18
- Phantom: SAM Twin Phantom; Type: SAM Twin; Serial: TP-1754
- Measurement SW: DASY52, Version 52.10 (4); SEMCAD X Version 14.6.14 (7501)

Area Scan (81x111x1): Interpolated grid: dx=1.500 mm, dy=1.500 mm
Maximum value of SAR (interpolated) = 0.990 W/kg

Zoom Scan (5x5x7)/Cube 0: Measurement grid: dx=8mm, dy=8mm, dz=5mm
Reference Value = 6.398 V/m; Power Drift = 0.09 dB
Peak SAR (extrapolated) = 2.13 W/kg
SAR(1 g) = 0.726 W/kg; SAR(10 g) = 0.317 W/kg
Smallest distance from peaks to all points 3 dB below = 8.4 mm
Ratio of SAR at M2 to SAR at M1 = 46.8%
Maximum value of SAR (measured) = 0.935 W/kg

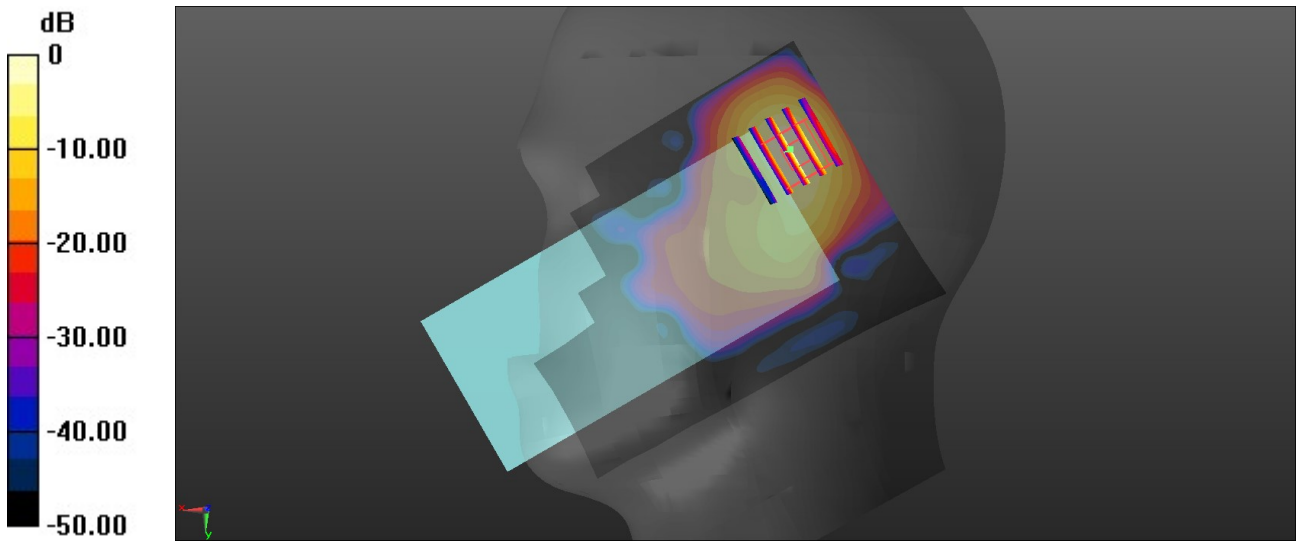

0 dB = 0.990 W/kg = -0.04 dBW/kg

Test Laboratory: Sporton International Inc. SAR/HAC Testing Lab Date: 2025/2/3

18_LTE Band 25_20M_QPSK_1RB_0Offset_Right Tilted_0mm_Ch26340

Communication System: UID 0, LTE-FDD (0); Frequency: 1880 MHz;Duty Cycle: 1:1
Medium: HSL_1900 Medium parameters used: f = 1880 MHz; σ = 1.376 S/m; ε_r = 39.139; ρ = 1000 kg/m^3
Ambient Temperature：23.1 ℃; Liquid Temperature：22.6 ℃

DASY5 Configuration:
- Probe: EX3DV4 - SN7630; ConvF(7.82, 7.98, 7.67); Calibrated: 2024/8/22
- Sensor-Surface: 1.4mm (Mechanical Surface Detection)
- Electronics: DAE4 Sn1338; Calibrated: 2024/3/18
- Phantom: SAM Twin Phantom; Type: SAM Twin; Serial: TP-1754
- Measurement SW: DASY52, Version 52.10 (4); SEMCAD X Version 14.6.14 (7501)

Area Scan (81x111x1): Interpolated grid: dx=1.500 mm, dy=1.500 mm
Maximum value of SAR (interpolated) = 1.12 W/kg

Zoom Scan (5x5x7)/Cube 0: Measurement grid: dx=8mm, dy=8mm, dz=5mm
Reference Value = 9.843 V/m; Power Drift = -0.09 dB
Peak SAR (extrapolated) = 1.85 W/kg
SAR(1 g) = 0.669 W/kg; SAR(10 g) = 0.244 W/kg
Smallest distance from peaks to all points 3 dB below = 8.4 mm
Ratio of SAR at M2 to SAR at M1 = 45.9%
Maximum value of SAR (measured) = 1.23 W/kg

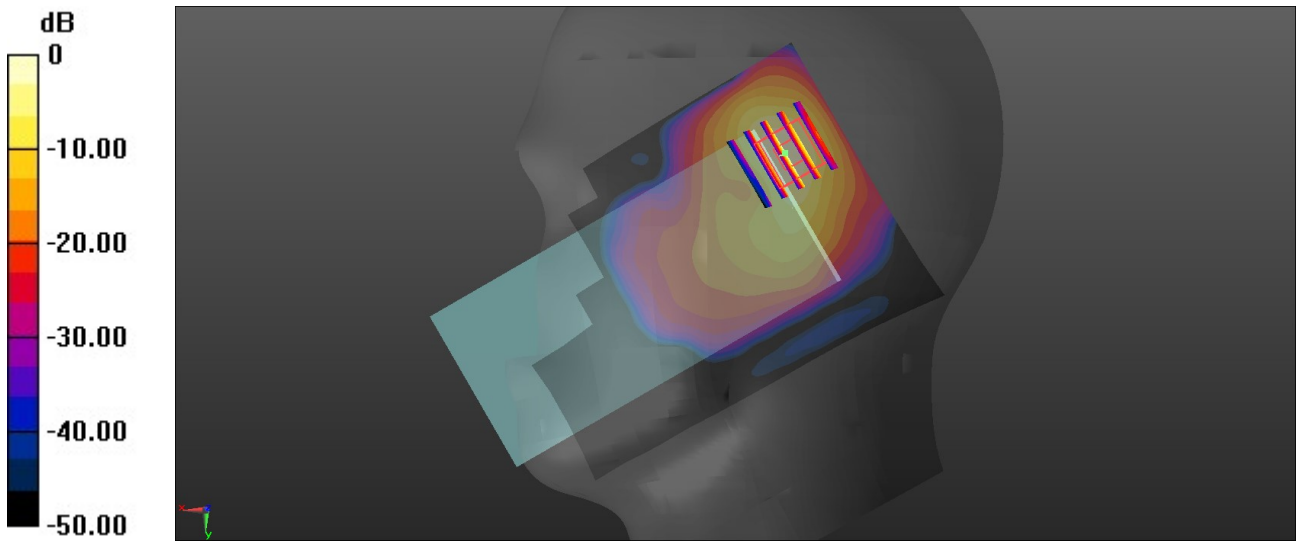

0 dB = 1.12 W/kg = 0.49 dBW/kg

Test Laboratory: Sporton International Inc. SAR/HAC Testing Lab Date: 2025/2/3

19_FR1 n25_40M_QPSK_1RB_1Offset_Right Tilted_0mm_Ch376500

Communication System: UID 0, 5G NR (0); Frequency: 1882.5 MHz;Duty Cycle: 1:1
Medium: HSL_1900 Medium parameters used: f = 1882.5 MHz; σ = 1.379 S/m; ε_r = 39.123; ρ = 1000 kg/m^3
Ambient Temperature：23.1 ℃; Liquid Temperature：22.6 ℃

DASY5 Configuration:
- Probe: EX3DV4 - SN7630; ConvF(7.82, 7.98, 7.67); Calibrated: 2024/8/22
- Sensor-Surface: 1.4mm (Mechanical Surface Detection)
- Electronics: DAE4 Sn1338; Calibrated: 2024/3/18
- Phantom: SAM Twin Phantom; Type: SAM Twin; Serial: TP-1754
- Measurement SW: DASY52, Version 52.10 (4); SEMCAD X Version 14.6.14 (7501)

Area Scan (81x101x1): Interpolated grid: dx=1.500 mm, dy=1.500 mm
Maximum value of SAR (interpolated) = 1.32 W/kg

Zoom Scan (5x5x7)/Cube 0: Measurement grid: dx=8mm, dy=8mm, dz=5mm
Reference Value = 15.78 V/m; Power Drift = -0.05 dB
Peak SAR (extrapolated) = 1.56 W/kg
SAR(1 g) = 0.727 W/kg; SAR(10 g) = 0.314 W/kg
Smallest distance from peaks to all points 3 dB below = 8.8 mm
Ratio of SAR at M2 to SAR at M1 = 47.2%
Maximum value of SAR (measured) = 1.35 W/kg

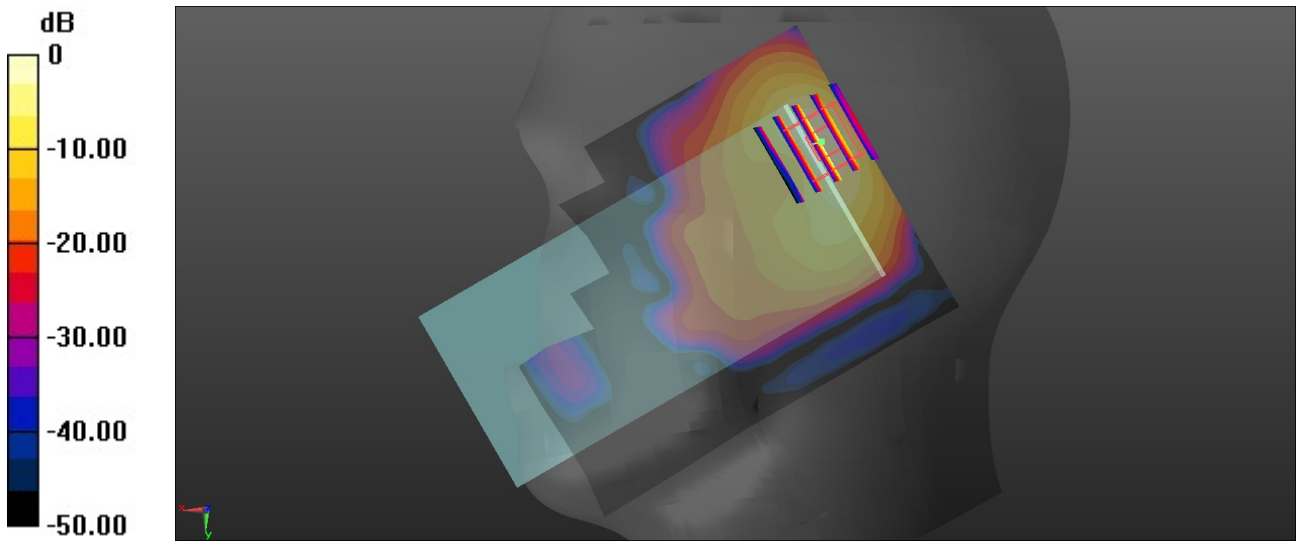

0 dB = 1.32 W/kg = 1.21 dBW/kg

Test Laboratory: Sporton International Inc. SAR/HAC Testing Lab Date: 2025/2/4

20_LTE Band 30_10M_QPSK_1RB_0Offset_Right Tilted_0mm_Ch27710

Communication System: UID 0, LTE-FDD (0); Frequency: 2310 MHz;Duty Cycle: 1:1
Medium: HSL_2300 Medium parameters used: f = 2310 MHz; σ = 1.718 S/m; ε_r = 39.308; ρ = 1000 kg/m^3
Ambient Temperature：23.4 ℃; Liquid Temperature：22.7 ℃

DASY5 Configuration:
- Probe: EX3DV4 - SN7630; ConvF(7.59, 7.75, 7.44); Calibrated: 2024/8/22
- Sensor-Surface: 1.4mm (Mechanical Surface Detection)
- Electronics: DAE4 Sn1338; Calibrated: 2024/3/18
- Phantom: SAM Twin Phantom; Type: SAM Twin; Serial: TP-1754
- Measurement SW: DASY52, Version 52.10 (4); SEMCAD X Version 14.6.14 (7501)

Area Scan (81x101x1): Interpolated grid: dx=1.200 mm, dy=1.200 mm
Maximum value of SAR (interpolated) = 1.13 W/kg

Zoom Scan (7x7x7)/Cube 0: Measurement grid: dx=5mm, dy=5mm, dz=5mm
Reference Value = 8.601 V/m; Power Drift = -0.08 dB
Peak SAR (extrapolated) = 1.88 W/kg
SAR(1 g) = 0.741 W/kg; SAR(10 g) = 0.287 W/kg
Smallest distance from peaks to all points 3 dB below = 9 mm
Ratio of SAR at M2 to SAR at M1 = 41.9%
Maximum value of SAR (measured) = 1.07 W/kg

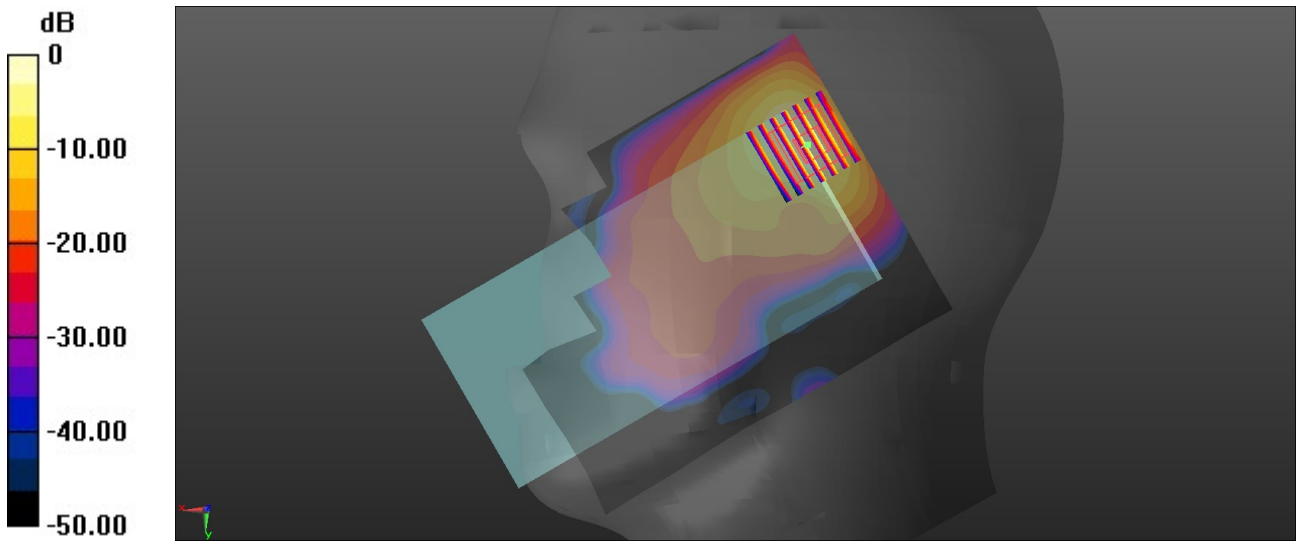

0 dB = 1.13 W/kg = 0.53 dBW/kg

Test Laboratory: Sporton International Inc. SAR/HAC Testing Lab Date: 2025/2/4

21_FR1 n30_10M_QPSK_25RB_14Offset_Right Tilted_0mm_Ch462000

Communication System: UID 0, 5G NR (0); Frequency: 2310 MHz;Duty Cycle: 1:1
Medium: HSL_2300 Medium parameters used: f = 2310 MHz; σ = 1.718 S/m; ε_r = 39.308; ρ = 1000 kg/m^3
Ambient Temperature：23.4 °C; Liquid Temperature：22.7 °C

DASY5 Configuration:
- Probe: EX3DV4 - SN7630; ConvF(7.59, 7.75, 7.44); Calibrated: 2024/8/22
- Sensor-Surface: 1.4mm (Mechanical Surface Detection)
- Electronics: DAE4 Sn1338; Calibrated: 2024/3/18
- Phantom: SAM Twin Phantom; Type: SAM Twin; Serial: TP-1754
- Measurement SW: DASY52, Version 52.10 (4); SEMCAD X Version 14.6.14 (7501)

Area Scan (81x101x1): Interpolated grid: dx=1.200 mm, dy=1.200 mm
Maximum value of SAR (interpolated) = 1.25 W/kg

Zoom Scan (7x7x7)/Cube 0: Measurement grid: dx=5mm, dy=5mm, dz=5mm
Reference Value = 5.433 V/m; Power Drift = -0.05 dB
Peak SAR (extrapolated) = 1.72 W/kg
SAR(1 g) = 0.693 W/kg; SAR(10 g) = 0.276 W/kg
Smallest distance from peaks to all points 3 dB below = 5.4 mm
Ratio of SAR at M2 to SAR at M1 = 49.7%
Maximum value of SAR (measured) = 1.18 W/kg

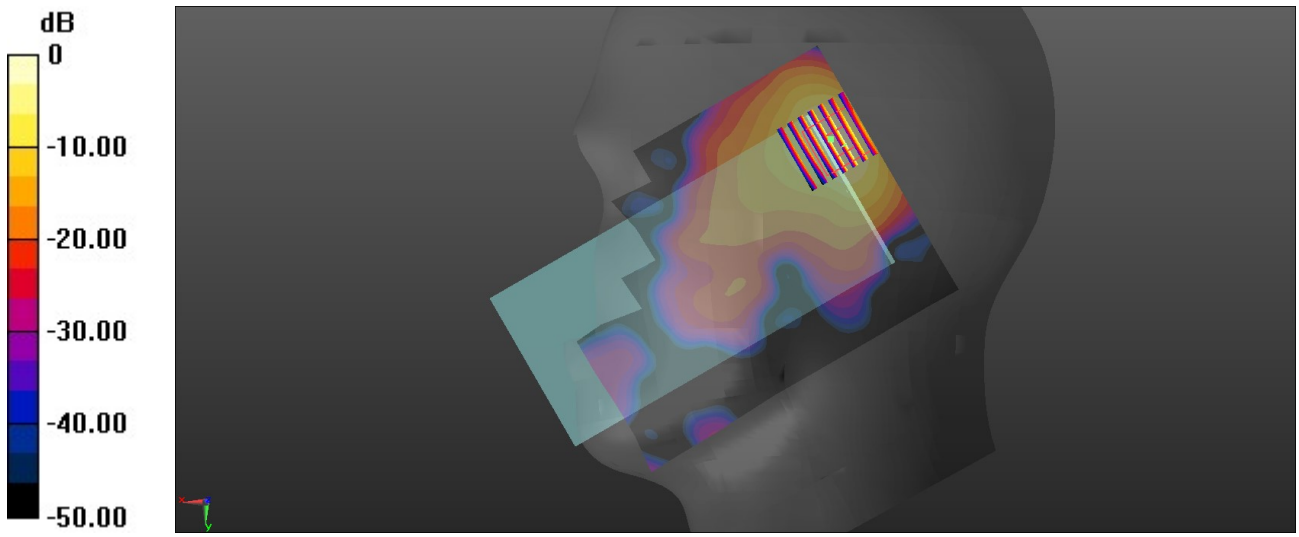

0 dB = 1.25 W/kg = 0.97 dBW/kg

Test Laboratory: Sporton International Inc. SAR/HAC Testing Lab Date: 2025/2/5

22_LTE Band 7_20M_QPSK_1RB_0Offset_Right Cheek_0mm_Ch21100

Communication System: UID 0, LTE-FDD (0); Frequency: 2535 MHz;Duty Cycle: 1:1
Medium: HSL_2600 Medium parameters used: f = 2535 MHz; σ = 1.871 S/m; ε_r = 38.549; ρ = 1000 kg/m^3
Ambient Temperature：23.2 ℃; Liquid Temperature：22.9 ℃

DASY5 Configuration:
- Probe: EX3DV4 - SN7630; ConvF(7.37, 7.52, 7.22); Calibrated: 2024/8/22
- Sensor-Surface: 1.4mm (Mechanical Surface Detection)
- Electronics: DAE4 Sn1338; Calibrated: 2024/3/18
- Phantom: SAM Twin Phantom; Type: SAM Twin; Serial: TP-1754
- Measurement SW: DASY52, Version 52.10 (4); SEMCAD X Version 14.6.14 (7501)

Area Scan (81x101x1): Interpolated grid: dx=1.200 mm, dy=1.200 mm
Maximum value of SAR (interpolated) = 0.233 W/kg

Zoom Scan (7x7x7)/Cube 0: Measurement grid: dx=5mm, dy=5mm, dz=5mm
Reference Value = 2.495 V/m; Power Drift = 0.02 dB
Peak SAR (extrapolated) = 0.289 W/kg
SAR(1 g) = 0.143 W/kg; SAR(10 g) = 0.090 W/kg
Smallest distance from peaks to all points 3 dB below = 10.6 mm
Ratio of SAR at M2 to SAR at M1 = 60.7%
Maximum value of SAR (measured) = 0.203 W/kg

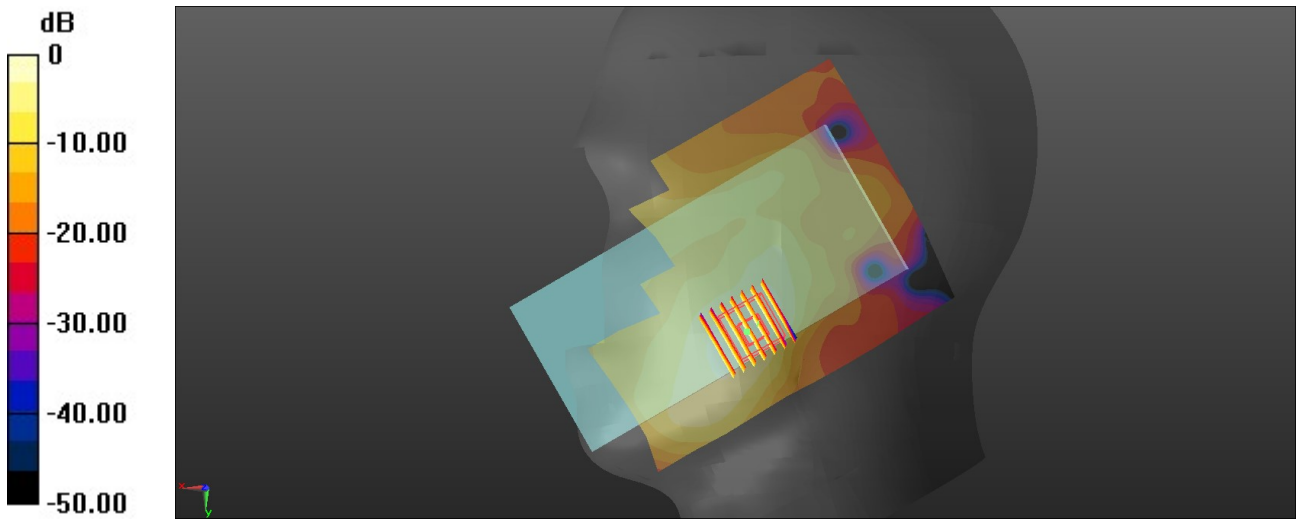

0 dB = 0.233 W/kg = -6.33 dBW/kg

Test Laboratory: Sporton International Inc. SAR/HAC Testing Lab Date: 2025/2/5

23_LTE Band 41_20M_QPSK_1RB_0Offset_Right Tilted_0mm_Ch40620

Communication System: UID 0, LTE-TDD (0); Frequency: 2593 MHz;Duty Cycle: 1:1.59
Medium: HSL_2600 Medium parameters used: f = 2593 MHz; σ = 1.869 S/m; ε_r = 38.522; ρ = 1000 kg/m^3
Ambient Temperature：23.2 ℃; Liquid Temperature：22.9 ℃

DASY5 Configuration:
- Probe: EX3DV4 - SN7630; ConvF(7.37, 7.52, 7.22); Calibrated: 2024/8/22
- Sensor-Surface: 1.4mm (Mechanical Surface Detection)
- Electronics: DAE4 Sn1338; Calibrated: 2024/3/18
- Phantom: SAM Twin Phantom; Type: SAM Twin; Serial: TP-1754
- Measurement SW: DASY52, Version 52.10 (4); SEMCAD X Version 14.6.14 (7501)

Area Scan (81x111x1): Interpolated grid: dx=1.200 mm, dy=1.200 mm
Maximum value of SAR (interpolated) = 0.884 W/kg

Zoom Scan (7x7x7)/Cube 0: Measurement grid: dx=5mm, dy=5mm, dz=5mm
Reference Value = 4.373 V/m; Power Drift = 0.08 dB
Peak SAR (extrapolated) = 1.67 W/kg
SAR(1 g) = 0.724 W/kg; SAR(10 g) = 0.275 W/kg
Smallest distance from peaks to all points 3 dB below = 7.1 mm
Ratio of SAR at M2 to SAR at M1 = 44.1%
Maximum value of SAR (measured) = 0.977 W/kg

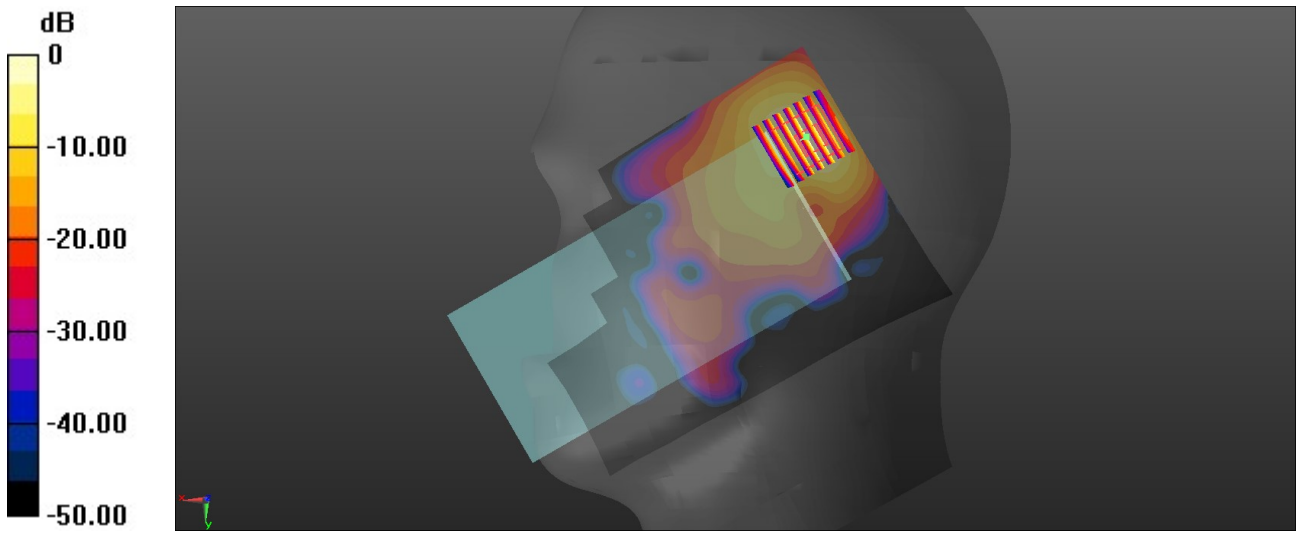

0 dB = 0.884 W/kg = -0.54 dBW/kg

Test Laboratory: Sporton International Inc. SAR/HAC Testing Lab Date: 2025/2/5

24_FR1 n7_50M_QPSK_135RB_68Offset_Right Cheek_0mm_Ch507000

Communication System: UID 0, 5G NR (0); Frequency: 2535 MHz;Duty Cycle: 1:1
Medium: HSL_2600 Medium parameters used: f = 2535 MHz; σ = 1.871 S/m; ε_r = 38.549; ρ = 1000 kg/m^3
Ambient Temperature：23.2 ℃; Liquid Temperature：22.9 ℃

DASY5 Configuration:
- Probe: EX3DV4 - SN7630; ConvF(7.37, 7.52, 7.22); Calibrated: 2024/8/22
- Sensor-Surface: 1.4mm (Mechanical Surface Detection)
- Electronics: DAE4 Sn1338; Calibrated: 2024/3/18
- Phantom: SAM Twin Phantom; Type: SAM Twin; Serial: TP-1754
- Measurement SW: DASY52, Version 52.10 (4); SEMCAD X Version 14.6.14 (7501)

Area Scan (101x131x1): Interpolated grid: dx=1.200 mm, dy=1.200 mm
Maximum value of SAR (interpolated) = 0.168 W/kg

Zoom Scan (7x7x7)/Cube 0: Measurement grid: dx=5mm, dy=5mm, dz=5mm
Reference Value = 2.471 V/m; Power Drift = -0.16 dB
Peak SAR (extrapolated) = 0.230 W/kg
SAR(1 g) = 0.128 W/kg; SAR(10 g) = 0.072 W/kg
Smallest distance from peaks to all points 3 dB below = 11 mm
Ratio of SAR at M2 to SAR at M1 = 60.5%
Maximum value of SAR (measured) = 0.160 W/kg

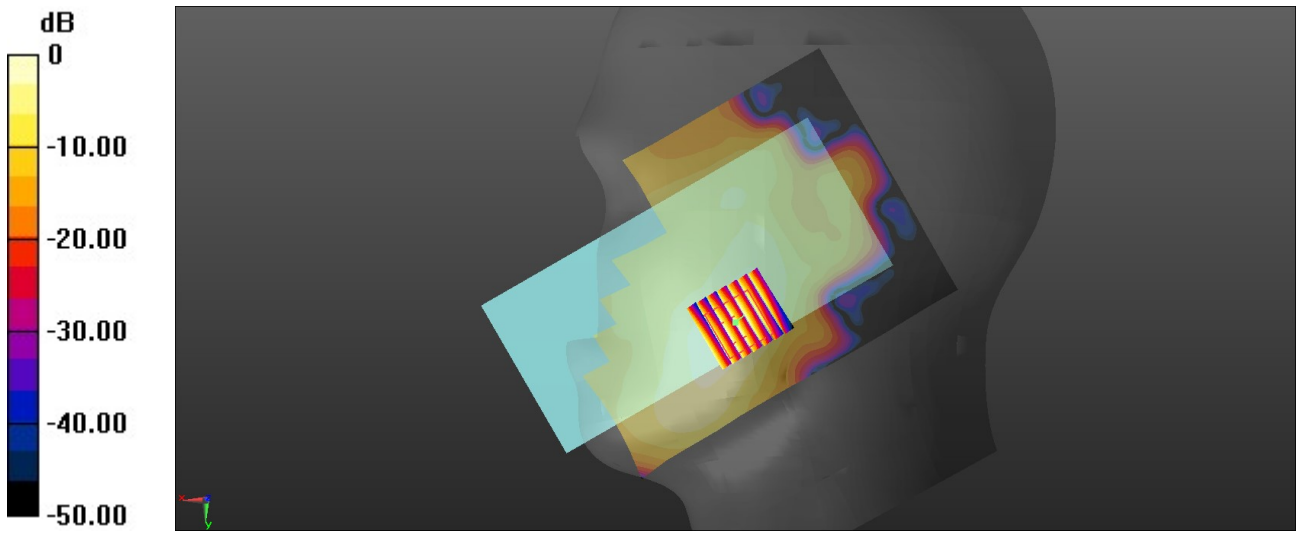

0 dB = 0.168 W/kg = -7.75 dBW/kg

Test Laboratory: Sporton International Inc. SAR/HAC Testing Lab Date: 2025/2/5

25_FR1 n41_100M_QPSK_1RB_1Offset_Right Tilted_0mm_Ch518598

Communication System: UID 0, 5G NR (0); Frequency: 2592.99 MHz;Duty Cycle: 1:1
Medium: HSL_2600 Medium parameters used: f = 2593 MHz; σ = 1.92 S/m; ε_r = 38.327; ρ = 1000 kg/m^3
Ambient Temperature：23.2 °C; Liquid Temperature：22.9 °C

DASY5 Configuration:
- Probe: EX3DV4 - SN7630; ConvF(7.37, 7.52, 7.22); Calibrated: 2024/8/22
- Sensor-Surface: 1.4mm (Mechanical Surface Detection)
- Electronics: DAE4 Sn1338; Calibrated: 2024/3/18
- Phantom: SAM Twin Phantom; Type: SAM Twin; Serial: TP-1754
- Measurement SW: DASY52, Version 52.10 (4); SEMCAD X Version 14.6.14 (7501)

Area Scan (101x131x1): Interpolated grid: dx=1.200 mm, dy=1.200 mm
Maximum value of SAR (interpolated) = 1.17 W/kg

Zoom Scan (7x7x7)/Cube 0: Measurement grid: dx=5mm, dy=5mm, dz=5mm
Reference Value = 4.119 V/m; Power Drift = 0.06 dB
Peak SAR (extrapolated) = 1.89 W/kg
SAR(1 g) = 0.706 W/kg; SAR(10 g) = 0.320 W/kg
Smallest distance from peaks to all points 3 dB below = 7 mm
Ratio of SAR at M2 to SAR at M1 = 41.3%
Maximum value of SAR (measured) = 1.01 W/kg

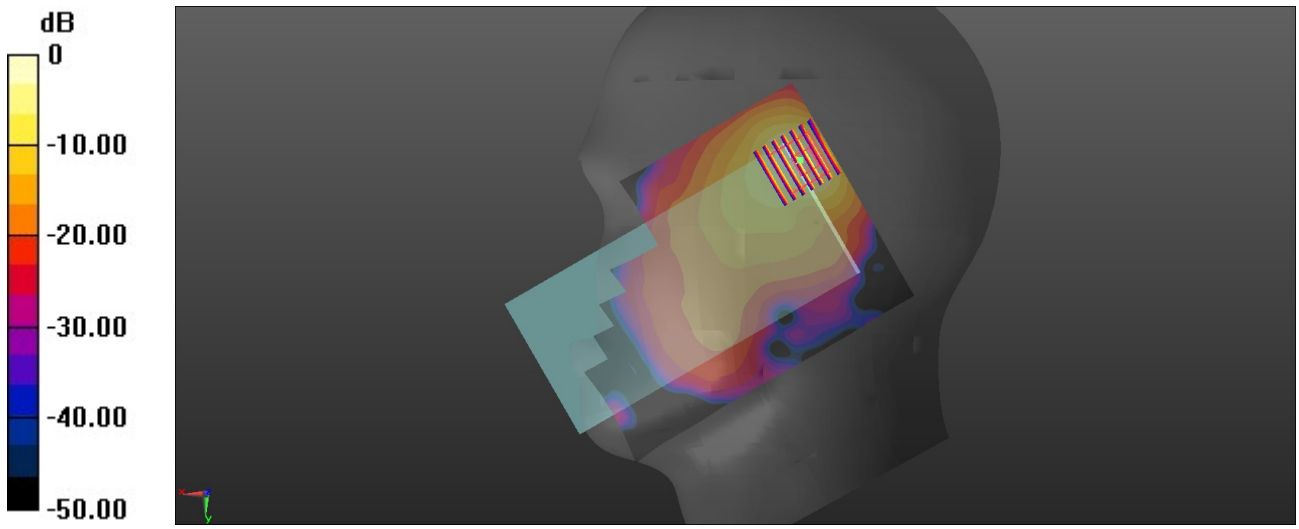

0 dB = 1.17 W/kg = 0.68 dBW/kg

Test Laboratory: Sporton International Inc. SAR/HAC Testing Lab Date: 2025/2/6

26_LTE Band 42 Part 27Q_20M_QPSK_1RB_0Offset_Left Cheek_0mm_Ch42190

Communication System: UID 0, LTE-TDD (0); Frequency: 3460 MHz;Duty Cycle: 1:1.59
Medium: HSL_3500 Medium parameters used: f = 3460 MHz; σ = 2.77 S/m; ε_r = 39.063; ρ = 1000 kg/m^3
Ambient Temperature：23.4 ℃; Liquid Temperature：22.6 ℃

DASY5 Configuration:
- Probe: EX3DV4 - SN7630; ConvF(6.92, 7.07, 6.79); Calibrated: 2024/8/22
- Sensor-Surface: 1.4mm (Mechanical Surface Detection)
- Electronics: DAE4 Sn1338; Calibrated: 2024/3/18
- Phantom: SAM Twin Phantom; Type: SAM Twin; Serial: TP-1754
- Measurement SW: DASY52, Version 52.10 (4); SEMCAD X Version 14.6.14 (7501)

Area Scan (101x91x1): Interpolated grid: dx=1.000 mm, dy=1.000 mm
Maximum value of SAR (interpolated) = 1.59 W/kg

Zoom Scan (7x7x7)/Cube 0: Measurement grid: dx=4mm, dy=4mm, dz=1.4mm
Reference Value = 3.785 V/m; Power Drift = -0.02 dB
Peak SAR (extrapolated) = 2.06 W/kg
SAR(1 g) = 0.768 W/kg; SAR(10 g) = 0.282 W/kg
Smallest distance from peaks to all points 3 dB below = 7.3 mm
Ratio of SAR at M2 to SAR at M1 = 75.4%
Maximum value of SAR (measured) = 1.53 W/kg

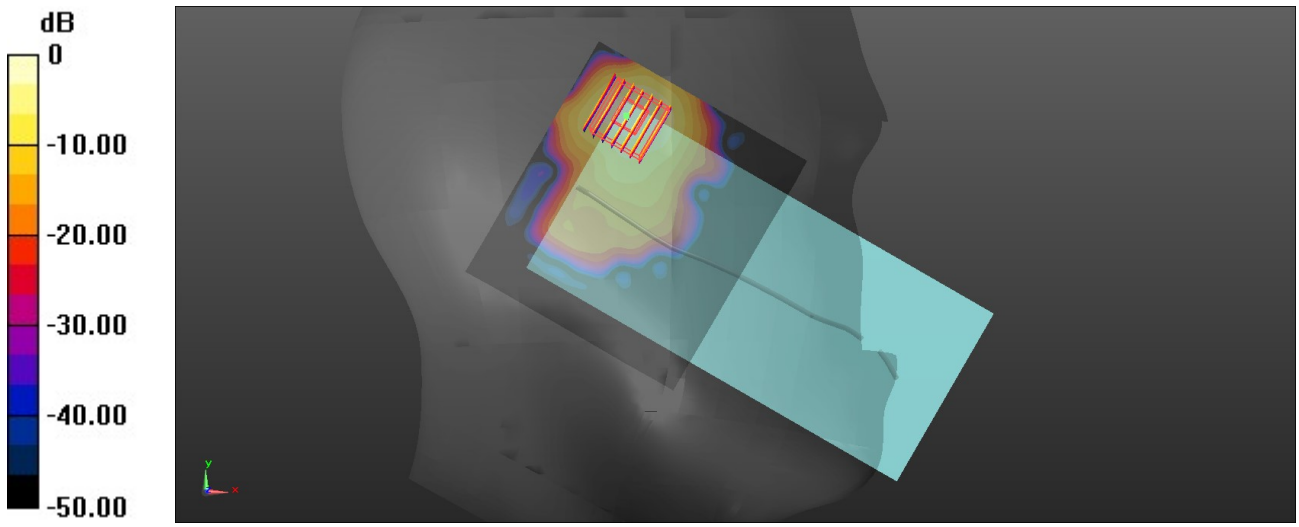

0 dB = 1.59 W/kg = 2.01 dBW/kg

Test Laboratory: Sporton International Inc. SAR/HAC Testing Lab Date: 2025/2/6

27_LTE Band 48_20M_QPSK_1RB_0Offset_Right Cheek_0mm_Ch55340

Communication System: UID 0, LTE-TDD (0); Frequency: 3560 MHz;Duty Cycle: 1:1.59
Medium: HSL_3500 Medium parameters used: f = 3560 MHz; σ = 2.862 S/m; ε_r = 38.901; ρ = 1000 kg/m^3
Ambient Temperature：23.4 ℃; Liquid Temperature：22.6 ℃

DASY5 Configuration:
- Probe: EX3DV4 - SN7630; ConvF(6.92, 7.07, 6.79); Calibrated: 2024/8/22
- Sensor-Surface: 1.4mm (Mechanical Surface Detection)
- Electronics: DAE4 Sn1338; Calibrated: 2024/3/18
- Phantom: SAM Twin Phantom; Type: SAM Twin; Serial: TP-1754
- Measurement SW: DASY52, Version 52.10 (4); SEMCAD X Version 14.6.14 (7501)

Area Scan (111x91x1): Interpolated grid: dx=1.000 mm, dy=1.000 mm
Maximum value of SAR (interpolated) = 1.37 W/kg

Zoom Scan (7x7x7)/Cube 0: Measurement grid: dx=4mm, dy=4mm, dz=1.4mm
Reference Value = 3.007 V/m; Power Drift = 0.02 dB
Peak SAR (extrapolated) = 1.94 W/kg
SAR(1 g) = 0.651 W/kg; SAR(10 g) = 0.221 W/kg
Smallest distance from peaks to all points 3 dB below = 5.1 mm
Ratio of SAR at M2 to SAR at M1 = 73.8%
Maximum value of SAR (measured) = 1.40 W/kg



0 dB = 1.40 W/kg = 1.46 dBW/kg

Test Laboratory: Sporton International Inc. SAR/HAC Testing Lab Date: 2025/2/7

28_FR1 n48_40M_QPSK_1RB_1Offset_Left Cheek_0mm_Ch641666

Communication System: UID 0, 5G NR (0); Frequency: 3624.99 MHz;Duty Cycle: 1:1
Medium: HSL_3700 Medium parameters used: f = 3625 MHz; σ = 2.97 S/m; ε_r = 38.377; ρ = 1000 kg/m^3
Ambient Temperature：23.3 ℃; Liquid Temperature：22.9 ℃

DASY5 Configuration:
- Probe: EX3DV4 - SN7630; ConvF(6.92, 7.07, 6.79); Calibrated: 2024/8/22
- Sensor-Surface: 1.4mm (Mechanical Surface Detection)
- Electronics: DAE4 Sn1338; Calibrated: 2024/3/18
- Phantom: SAM Twin Phantom; Type: SAM Twin; Serial: TP-1754
- Measurement SW: DASY52, Version 52.10 (4); SEMCAD X Version 14.6.14 (7501)

Area Scan (121x151x1): Interpolated grid: dx=1.000 mm, dy=1.000 mm
Maximum value of SAR (interpolated) = 1.44 W/kg

Zoom Scan (7x7x7)/Cube 0: Measurement grid: dx=4mm, dy=4mm, dz=1.4mm
Reference Value = 7.421 V/m; Power Drift = -0.05 dB
Peak SAR (extrapolated) = 2.00 W/kg
SAR(1 g) = 0.681 W/kg; SAR(10 g) = 0.292 W/kg
Smallest distance from peaks to all points 3 dB below = 7.4 mm
Ratio of SAR at M2 to SAR at M1 = 78.1%
Maximum value of SAR (measured) = 1.44 W/kg

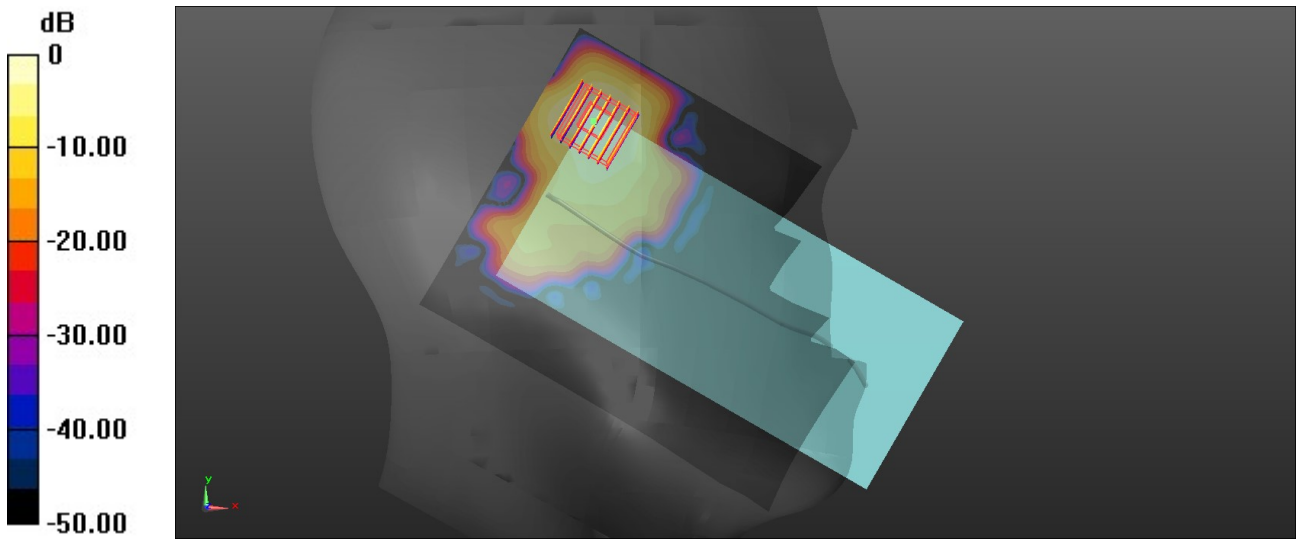

0 dB = 1.44 W/kg = 1.58 dBW/kg

Test Laboratory: Sporton International Inc. SAR/HAC Testing Lab Date: 2025/2/6

29_FR1 n77_100M_QPSK_1RB_1Offset_Left Cheek_0mm_Ch633334

Communication System: UID 0, 5G NR (0); Frequency: 3500.01 MHz;Duty Cycle: 1:1
Medium: HSL_3500 Medium parameters used: f = 3500.01 MHz; σ = 2.849 S/m; ε_r = 38.66; ρ = 1000 kg/m^3
Ambient Temperature：23.4 ℃; Liquid Temperature：22.6 ℃

DASY5 Configuration:
- Probe: EX3DV4 - SN7630; ConvF(6.92, 7.07, 6.79); Calibrated: 2024/8/22
- Sensor-Surface: 1.4mm (Mechanical Surface Detection)
- Electronics: DAE4 Sn1338; Calibrated: 2024/3/18
- Phantom: SAM Twin Phantom; Type: SAM Twin; Serial: TP-1754
- Measurement SW: DASY52, Version 52.10 (4); SEMCAD X Version 14.6.14 (7501)

Area Scan (121x151x1): Interpolated grid: dx=1.000 mm, dy=1.000 mm
Maximum value of SAR (interpolated) = 1.30 W/kg

Zoom Scan (7x7x7)/Cube 0: Measurement grid: dx=4mm, dy=4mm, dz=1.4mm
Reference Value = 4.148 V/m; Power Drift = 0.14 dB
Peak SAR (extrapolated) = 1.74 W/kg
SAR(1 g) = 0.703 W/kg; SAR(10 g) = 0.264 W/kg
Smallest distance from peaks to all points 3 dB below = 7.4 mm
Ratio of SAR at M2 to SAR at M1 = 77.1%
Maximum value of SAR (measured) = 1.33 W/kg

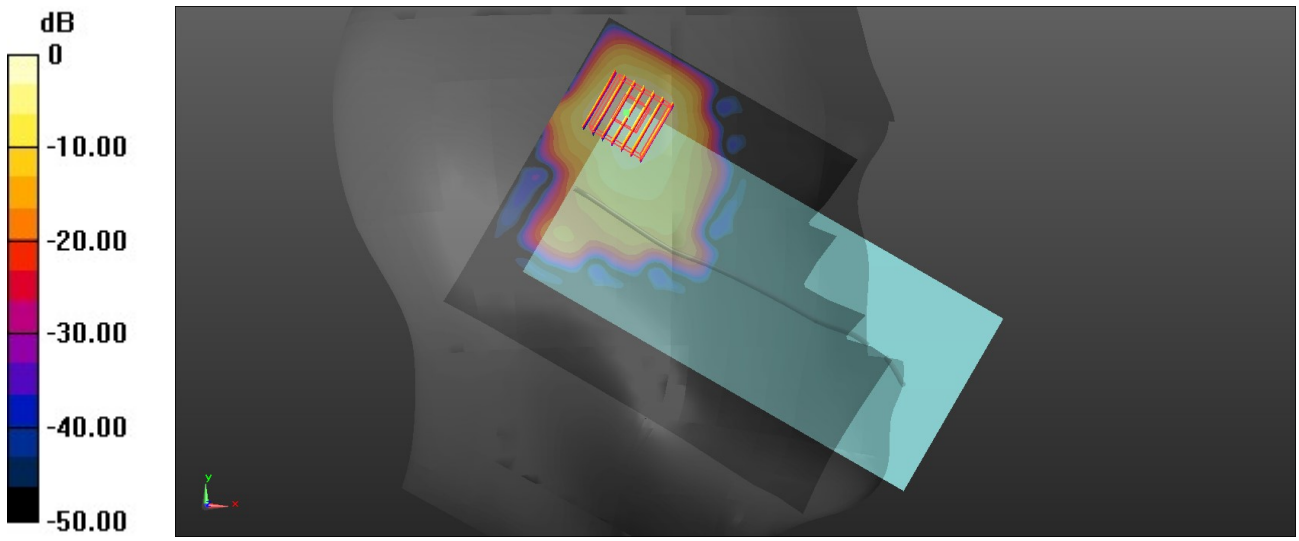

0 dB = 1.30 W/kg = 1.14 dBW/kg

Date: 2025-03-29

30_WLAN2.4GHz_802.11b 1Mbps Left Cheek_0mm_Ch6

Communication System: IEEE 802.11b WiFi 2.4 GHz (DSSS, 1 Mbps, 96pc duty cycle)
Frequency:2437.000 MHz; Duty Cycle: 1:1.300
Medium: HSL Medium parameters used: f= 2437.000 MHz; σ= 1.82 S/m; ε_r = 37.5
Ambient Temperature: 23.3°C; Liquid Temperature: 22.7°C

DASY6 Configuration:
- Probe: EX3DV4 - SN3857; ConvF(7.21, 6.52, 7.07); Calibrated: 2025-02-19
- Sensor-Surface: 1.4 mm
- Electronics: DAE4 Sn1649; Calibrated: 2024-07-03
- Phantom: Twin-SAM V8.0 (30deg probe tilt); Serial: 2074; Section: LeftHead
- Measurement Software: 16.4.0.5005
- UID: WLAN, 10315-AAB

Area Scan (120.0 mm x 200.0 mm): Measurement Grid: 10.0 mm x 10.0 mm
SAR (1g) = 0.930 W/kg; SAR (10g) = 0.454 W/kg;

Zoom Scan (30.0 mm x 30.0 mm x 30.0 mm): Measurement Grid: 5.0 mm x 5.0 mm x 1.5 mm
Power Drift = -0.04 dB
SAR (1g) = 0.986 W/kg; SAR (10g) = 0.484 W/kg
Smallest distance from peaks to all points 3 dB below = 9.5 mm
Ratio of SAR at M2 to SAR at M1 = 59.1 %

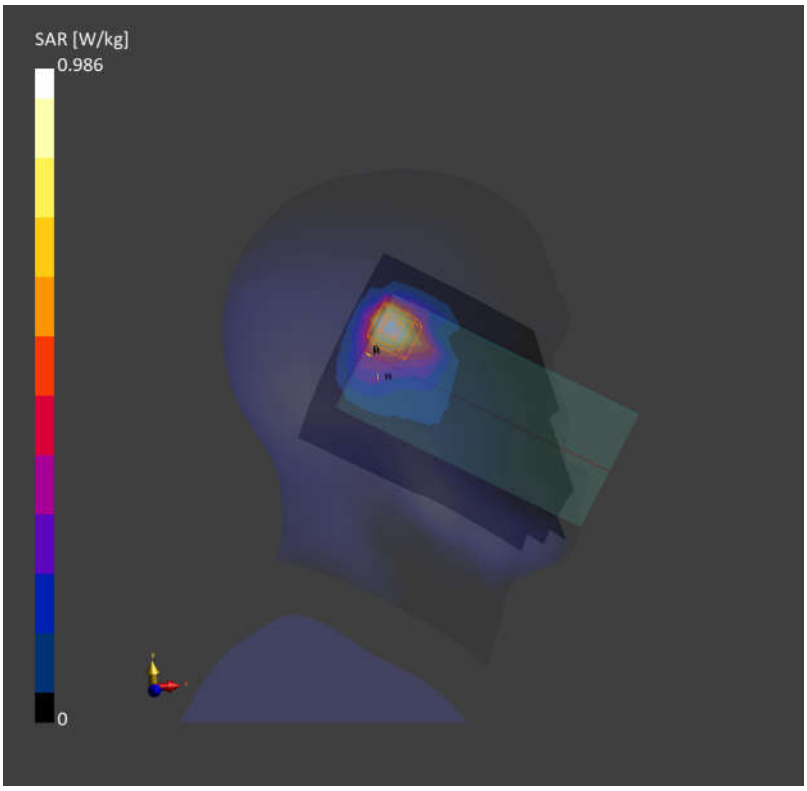

Date: 2025-03-29

31_Bluetooth_1Mbps_Left Cheek_0mm_Ch39

Communication System: IEEE 802.15.1 Bluetooth (GFSK, DH5); Frequency: 2441.000 MHz; Duty Cycle: 1:1.302
Medium: HSL Medium parameters used: f= 2441.000 MHz; σ= 1.83 S/m; ε_r = 37.5
Ambient Temperature: 23.3°C; Liquid Temperature: 22.7°C

DASY6 Configuration:
- Probe: EX3DV4 - SN3857; ConvF(7.21, 6.52, 7.07); Calibrated: 2025-02-19
- Sensor-Surface: 1.4 mm
- Electronics: DAE4 Sn1649; Calibrated: 2024-07-03
- Phantom: Twin-SAM V8.0 (30deg probe tilt); Serial: 2074; Section: LeftHead
- Measurement Software: 16.4.0.5005
- UID: Bluetooth, 10032-CAA

Area Scan (120.0 mm x 200.0 mm): Measurement Grid: 10.0 mm x 10.0 mm
SAR (1g) = 0.112 W/kg; SAR (10g) = 0.055 W/kg;

Zoom Scan (30.0 mm x 30.0 mm x 30.0 mm): Measurement Grid: 5.0 mm x 5.0 mm x 1.5 mm
Power Drift = -0.03 dB
SAR (1g) = 0.099 W/kg; SAR (10g) = 0.047 W/kg
Smallest distance from peaks to all points 3 dB below = 4.0 mm
Ratio of SAR at M2 to SAR at M1 = 57.3 %

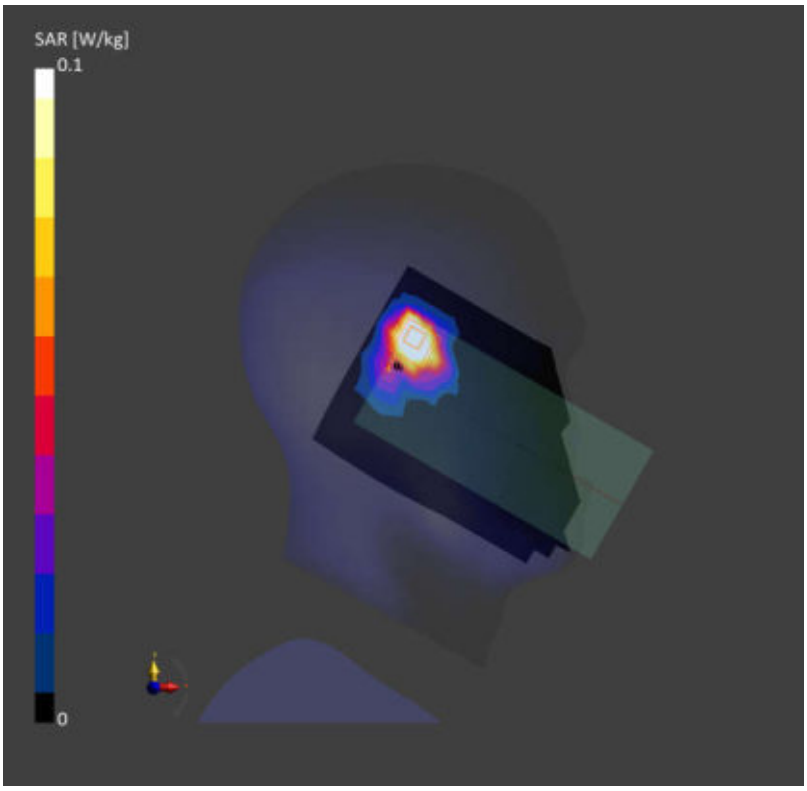

Date: 2025-03-29

32_WLAN5GHz_802.11ac VHT80 MCS0_Left Cheek_0mm_Ch58

Communication System: IEEE 802.11ac WiFi (80MHz, MCS0, 99pc duty cycle)
Frequency:5290.000 MHz; Duty Cycle: 1:1.156
Medium: HSL Medium parameters used: f= 5290.000 MHz; σ= 4.63 S/m; ε_r =35.9
Ambient Temperature: 23.3°C; Liquid Temperature: 22.8°C

DASY8 Configuration:
- Probe: EX3DV4 - SN7764; ConvF(5.98, 5.87, 5.93); Calibrated: 2024-09-02
- Sensor-Surface: 1.4 mm
- Electronics: DAE4 Sn1691; Calibrated: 2024-04-19
- Phantom: Twin-SAM V8.0 (30deg probe tilt); Serial: 1753
- Measurement Software: 16.4.0.5005
- UID: WLAN, 10544-AAD

Area Scan (120.0 mm x 200.0 mm): Measurement Grid: 10.0 mm x 10.0 mm
SAR (1g) = 0.743 W/kg; SAR (10g) = 0.220 W/kg;

Zoom Scan (24.0 mm x 24.0 mm x 22.0 mm): Measurement Grid: 4.0 mm x 4.0 mm x 1.4 mm
Power Drift = -0.02 dB
SAR (1g) = 0.679 W/kg; SAR (10g) = 0.203 W/kg
Smallest distance from peaks to all points 3 dB below = 5.1 mm
Ratio of SAR at M2 to SAR at M1 = 61.4 %

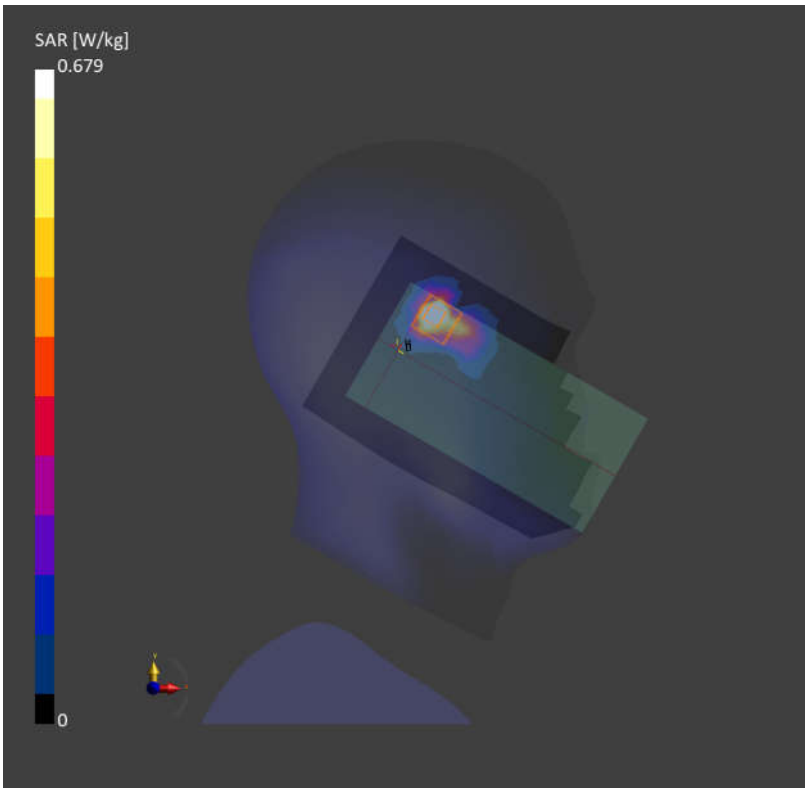

Date: 2025-03-29

33_WLAN5GHz_802.11ac VHT80 MCS0_Left Cheek_0mm_Ch138

Communication System: IEEE 802.11ac WiFi (80MHz, MCS0, 99pc duty cycle)
Frequency:5690.000 MHz; Duty Cycle: 1:1.156
Medium: HSL Medium parameters used: f= 5690.000 MHz; σ= 5.05 S/m; ε_r =34.2
Ambient Temperature: 23.3°C; Liquid Temperature: 22.8°C

DASY8 Configuration:
- Probe: EX3DV4 - SN7764; ConvF(5.36, 5.26, 5.32); Calibrated: 2024-09-02
- Sensor-Surface: 1.4 mm
- Electronics: DAE4 Sn1691; Calibrated: 2024-04-19
- Phantom: Twin-SAM V8.0 (30deg probe tilt); Serial: 1753
- Measurement Software: 16.4.0.5005
- UID: WLAN, 10544-AAD

Area Scan (120.0 mm x 200.0 mm): Measurement Grid: 10.0 mm x 10.0 mm
SAR (1g) = 0.611 W/kg; SAR (10g) = 0.190 W/kg;

Zoom Scan (24.0 mm x 24.0 mm x 22.0 mm): Measurement Grid: 4.0 mm x 4.0 mm x 1.4 mm
Power Drift = -0.10 dB
SAR (1g) = 0.669 W/kg; SAR (10g) = 0.203 W/kg
Smallest distance from peaks to all points 3 dB below = 6.3 mm
Ratio of SAR at M2 to SAR at M1 = 60.5 %

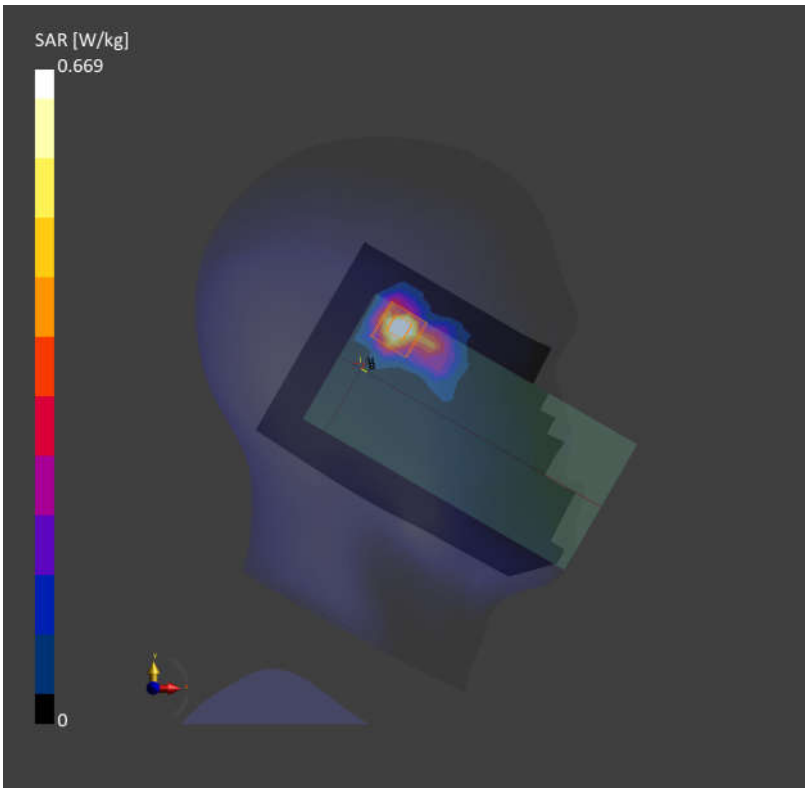

Date: 2025-03-29

34_WLAN5GHz_802.11ac VHT80 MCS0_Left Cheek_0mm_Ch155

Communication System: IEEE 802.11ac WiFi (80MHz, MCS0, 99pc duty cycle)
Frequency:5775.000 MHz; Duty Cycle: 1:1.156
Medium: HSL Medium parameters used: f= 5775.000 MHz; σ= 5.16 S/m; ε_r =35.2
Ambient Temperature: 23.3°C; Liquid Temperature: 22.8°C

DASY8 Configuration:
- Probe: EX3DV4 - SN7764; ConvF(5.44, 5.34, 5.4); Calibrated: 2024-09-02
- Sensor-Surface: 1.4 mm
- Electronics: DAE4 Sn1691; Calibrated: 2024-04-19
- Phantom: Twin-SAM V8.0 (30deg probe tilt); Serial: 1753
- Measurement Software: 16.4.0.5005
- UID: WLAN, 10544-AAD

Area Scan (120.0 mm x 200.0 mm): Measurement Grid: 10.0 mm x 10.0 mm
SAR (1g) = 0.564 W/kg; SAR (10g) = 0.183 W/kg;

Zoom Scan (24.0 mm x 24.0 mm x 22.0 mm): Measurement Grid: 4.0 mm x 4.0 mm x 1.4 mm
Power Drift = 0.09 dB
SAR (1g) = 0.666 W/kg; SAR (10g) = 0.186 W/kg
Smallest distance from peaks to all points 3 dB below = 5.7 mm
Ratio of SAR at M2 to SAR at M1 = 57.2 %

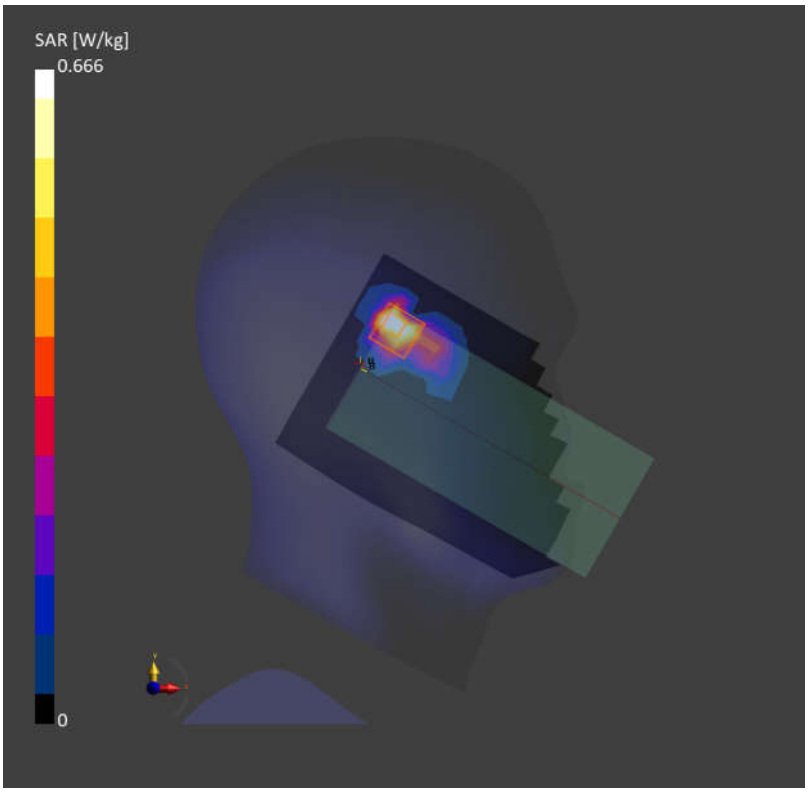

Test Laboratory: Sporton International Inc. SAR/HAC Testing Lab Date: 2025/2/9

35_LTE Band 71_20M_QPSK_1RB_0Offset_Back_5mm_Ch133297

Communication System: UID 0, LTE-FDD (0); Frequency: 680.5 MHz;Duty Cycle: 1:1
Medium: HSL_750 Medium parameters used: f = 680.5 MHz; σ = 0.876 S/m; ε_r = 41.386; ρ = 1000 kg/m^3
Ambient Temperature：23.4 ℃; Liquid Temperature：22.8 ℃

DASY5 Configuration:
- Probe: EX3DV4 - SN7630; ConvF(9.73, 9.93, 9.54); Calibrated: 2024/8/22
- Sensor-Surface: 1.4mm (Mechanical Surface Detection)
- Electronics: DAE4 Sn1338; Calibrated: 2024/3/18
- Phantom: SAM Twin Phantom; Type: SAM Twin; Serial: TP-1754
- Measurement SW: DASY52, Version 52.10 (4); SEMCAD X Version 14.6.14 (7501)

Area Scan (81x131x1): Interpolated grid: dx=1.500 mm, dy=1.500 mm
Maximum value of SAR (interpolated) = 0.972 W/kg

Zoom Scan (5x5x7)/Cube 0: Measurement grid: dx=8mm, dy=8mm, dz=5mm
Reference Value = 15.33 V/m; Power Drift = -0.05 dB
Peak SAR (extrapolated) = 1.71 W/kg
SAR(1 g) = 0.770 W/kg; SAR(10 g) = 0.394 W/kg
Smallest distance from peaks to all points 3 dB below = 10.7 mm
Ratio of SAR at M2 to SAR at M1 = 45.3%
Maximum value of SAR (measured) = 0.986 W/kg

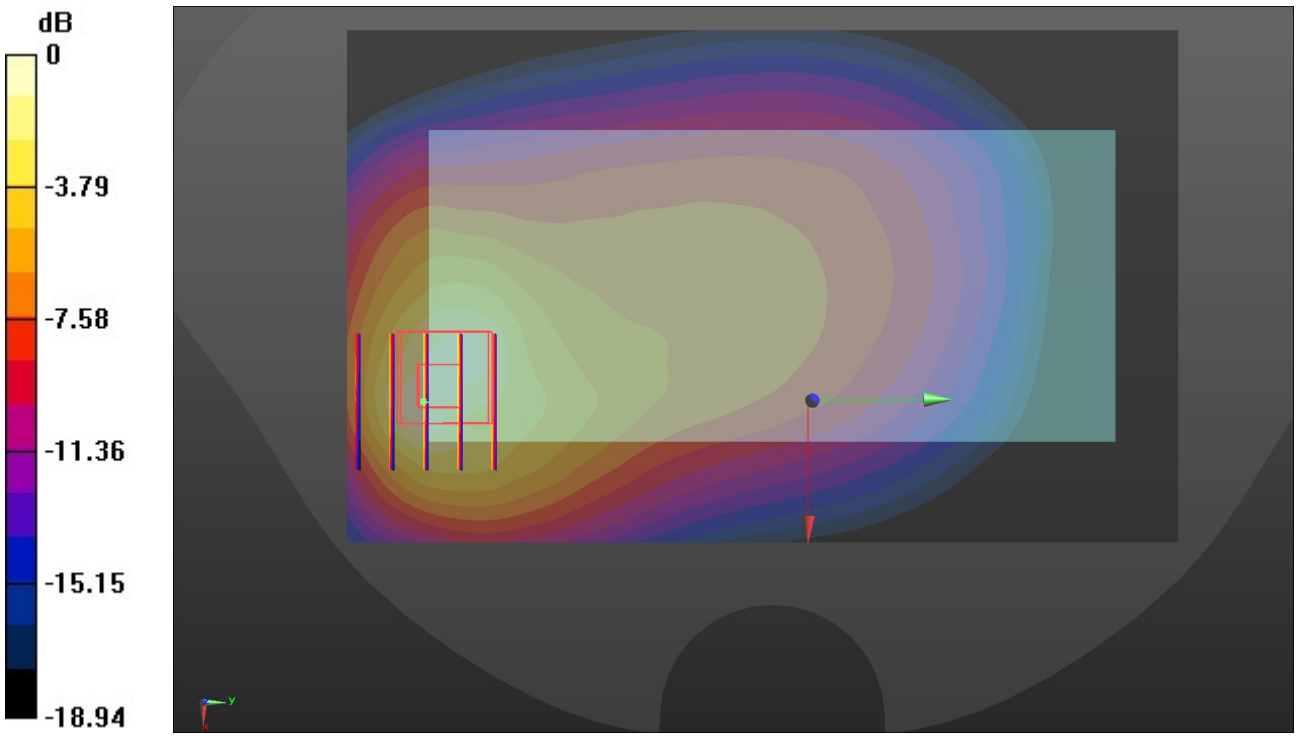

0 dB = 0.986 W/kg = -0.06 dBW/kg

Test Laboratory: Sporton International Inc. SAR/HAC Testing Lab Date: 2025/2/9

36_LTE Band 12_10M_QPSK_1RB_0Offset_Back_5mm_Ch23095

Communication System: UID 0, LTE-FDD (0); Frequency: 707.5 MHz;Duty Cycle: 1:1
Medium: HSL_750 Medium parameters used: f = 707.5 MHz; σ = 0.885 S/m; ε_r = 41.296; ρ = 1000 kg/m^3
Ambient Temperature：23.4 ℃; Liquid Temperature：22.8 ℃

DASY5 Configuration:
- Probe: EX3DV4 - SN7630; ConvF(9.73, 9.93, 9.54); Calibrated: 2024/8/22
- Sensor-Surface: 1.4mm (Mechanical Surface Detection)
- Electronics: DAE4 Sn1338; Calibrated: 2024/3/18
- Phantom: SAM Twin Phantom; Type: SAM Twin; Serial: TP-1754
- Measurement SW: DASY52, Version 52.10 (4); SEMCAD X Version 14.6.14 (7501)

Area Scan (81x131x1): Interpolated grid: dx=1.500 mm, dy=1.500 mm
Maximum value of SAR (interpolated) = 1.02 W/kg

Zoom Scan (5x5x7)/Cube 0: Measurement grid: dx=8mm, dy=8mm, dz=5mm
Reference Value = 16.15 V/m; Power Drift = -0.02 dB
Peak SAR (extrapolated) = 1.99 W/kg
SAR(1 g) = 0.844 W/kg; SAR(10 g) = 0.418 W/kg
Smallest distance from peaks to all points 3 dB below = 9.3 mm
Ratio of SAR at M2 to SAR at M1 = 44.3%
Maximum value of SAR (measured) = 1.09 W/kg

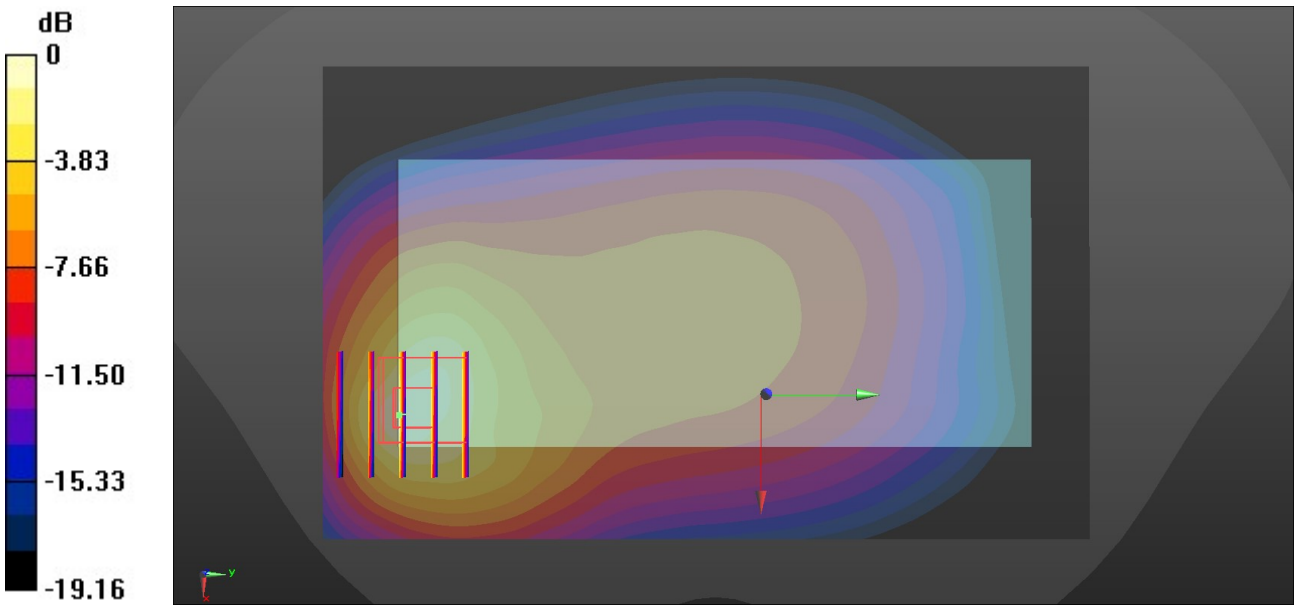

0 dB = 1.09 W/kg = 0.37 dBW/kg

Test Laboratory: Sporton International Inc. SAR/HAC Testing Lab Date: 2025/2/9

37_LTE Band 13_10M_QPSK_1RB_0Offset_Back_5mm_Ch23230

Communication System: UID 0, LTE-FDD (0); Frequency: 782 MHz;Duty Cycle: 1:1
Medium: HSL_750 Medium parameters used: f = 782 MHz; σ = 0.911 S/m; ε_r = 41.09; ρ = 1000 kg/m^3
Ambient Temperature：23.4 ℃; Liquid Temperature：22.8 ℃

DASY5 Configuration:
- Probe: EX3DV4 - SN7630; ConvF(9.73, 9.93, 9.54); Calibrated: 2024/8/22
- Sensor-Surface: 1.4mm (Mechanical Surface Detection)
- Electronics: DAE4 Sn1338; Calibrated: 2024/3/18
- Phantom: SAM Twin Phantom; Type: SAM Twin; Serial: TP-1754
- Measurement SW: DASY52, Version 52.10 (4); SEMCAD X Version 14.6.14 (7501)

Area Scan (81x131x1): Interpolated grid: dx=1.500 mm, dy=1.500 mm
Maximum value of SAR (interpolated) = 0.838 W/kg

Zoom Scan (5x5x7)/Cube 0: Measurement grid: dx=8mm, dy=8mm, dz=5mm
Reference Value = 12.39 V/m; Power Drift = -0.05 dB
Peak SAR (extrapolated) = 1.62 W/kg
SAR(1 g) = 0.704 W/kg; SAR(10 g) = 0.355 W/kg
Smallest distance from peaks to all points 3 dB below = 10.7 mm
Ratio of SAR at M2 to SAR at M1 = 44.3%
Maximum value of SAR (measured) = 0.904 W/kg

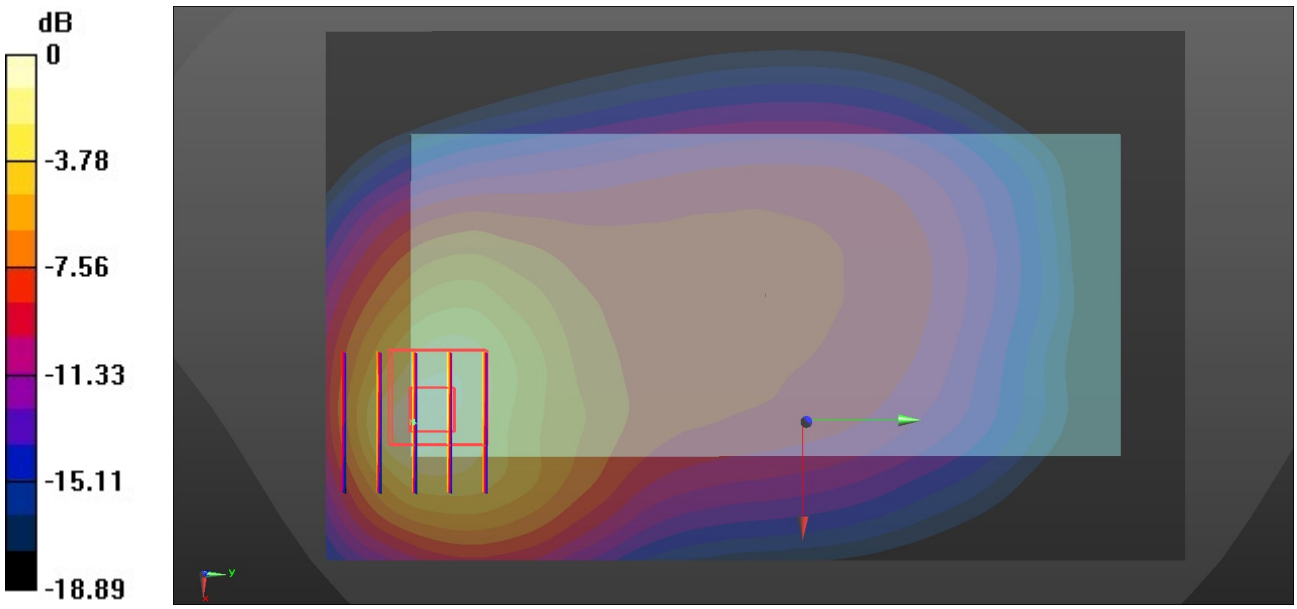

0 dB = 0.904 W/kg = -0.44 dBW/kg

Test Laboratory: Sporton International Inc. SAR/HAC Testing Lab Date: 2025/2/9

38_LTE Band 14_10M_QPSK_1RB_0Offset_Back_5mm_Ch23330

Communication System: UID 0, LTE-FDD (0); Frequency: 793 MHz;Duty Cycle: 1:1
Medium: HSL_750 Medium parameters used: f = 793 MHz; σ = 0.916 S/m; ε_r = 41.066; ρ = 1000 kg/m^3
Ambient Temperature：23.4 ℃; Liquid Temperature：22.8 ℃

DASY5 Configuration:
- Probe: EX3DV4 - SN7630; ConvF(9.73, 9.93, 9.54); Calibrated: 2024/8/22
- Sensor-Surface: 1.4mm (Mechanical Surface Detection)
- Electronics: DAE4 Sn1338; Calibrated: 2024/3/18
- Phantom: SAM Twin Phantom; Type: SAM Twin; Serial: TP-1754
- Measurement SW: DASY52, Version 52.10 (4); SEMCAD X Version 14.6.14 (7501)

Area Scan (81x131x1): Interpolated grid: dx=1.500 mm, dy=1.500 mm
Maximum value of SAR (interpolated) = 0.960 W/kg

Zoom Scan (5x5x7)/Cube 0: Measurement grid: dx=8mm, dy=8mm, dz=5mm
Reference Value = 13.23 V/m; Power Drift = -0.02 dB
Peak SAR (extrapolated) = 1.92 W/kg
SAR(1 g) = 0.828 W/kg; SAR(10 g) = 0.417 W/kg
Smallest distance from peaks to all points 3 dB below = 9.6 mm
Ratio of SAR at M2 to SAR at M1 = 44.3%
Maximum value of SAR (measured) = 1.07 W/kg

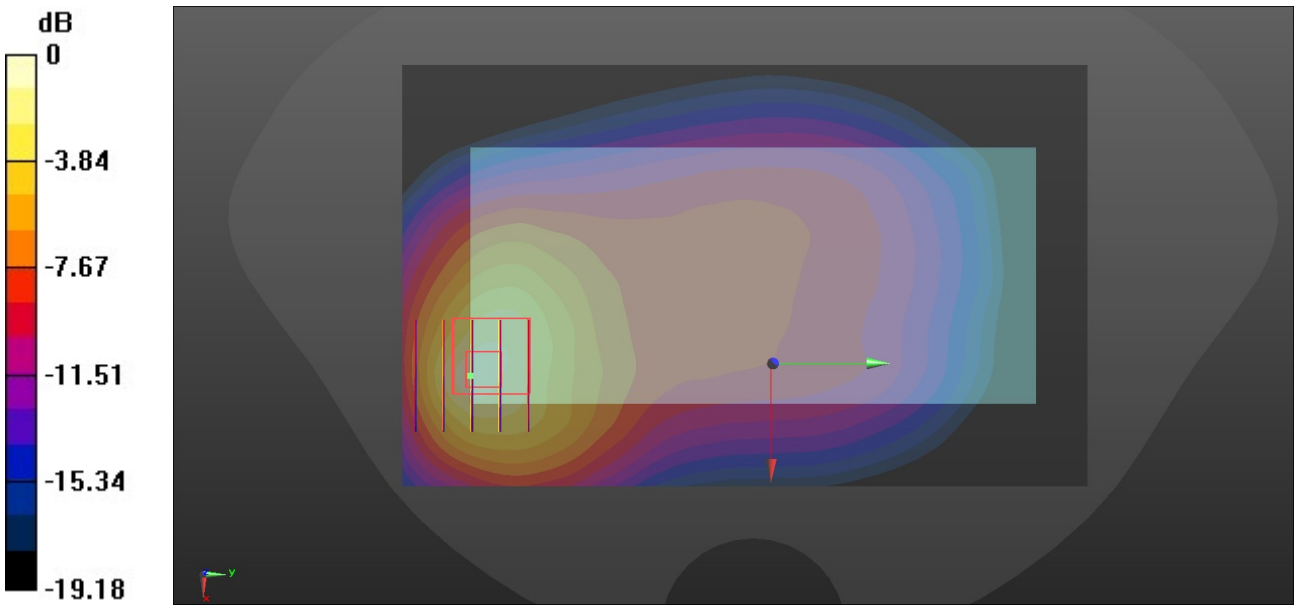

0 dB = 1.07 W/kg = 0.29 dBW/kg

Test Laboratory: Sporton International Inc. SAR/HAC Testing Lab Date: 2025/2/9

39_FR1 n71_35M_QPSK_1RB_1Offset_Back_5mm_Ch136100

Communication System: UID 0, 5G NR (0); Frequency: 680.5 MHz;Duty Cycle: 1:1
Medium: HSL_750 Medium parameters used: f = 680.5 MHz; σ = 0.876 S/m; ε_r = 41.386; ρ = 1000 kg/m^3
Ambient Temperature：23.4 ℃; Liquid Temperature：22.8 ℃

DASY5 Configuration:
- Probe: EX3DV4 - SN7630; ConvF(9.73, 9.93, 9.54); Calibrated: 2024/8/22
- Sensor-Surface: 1.4mm (Mechanical Surface Detection)
- Electronics: DAE4 Sn1338; Calibrated: 2024/3/18
- Phantom: SAM Twin Phantom; Type: SAM Twin; Serial: TP-1754
- Measurement SW: DASY52, Version 52.10 (4); SEMCAD X Version 14.6.14 (7501)

Area Scan (71x131x1): Interpolated grid: dx=1.500 mm, dy=1.500 mm
Maximum value of SAR (interpolated) = 0.791 W/kg

Zoom Scan (5x5x7)/Cube 0: Measurement grid: dx=8mm, dy=8mm, dz=5mm
Reference Value = 11.61 V/m; Power Drift = 0.01 dB
Peak SAR (extrapolated) = 1.42 W/kg
SAR(1 g) = 0.582 W/kg; SAR(10 g) = 0.285 W/kg
Smallest distance from peaks to all points 3 dB below = 9.1 mm
Ratio of SAR at M2 to SAR at M1 = 42.7%
Maximum value of SAR (measured) = 0.802 W/kg

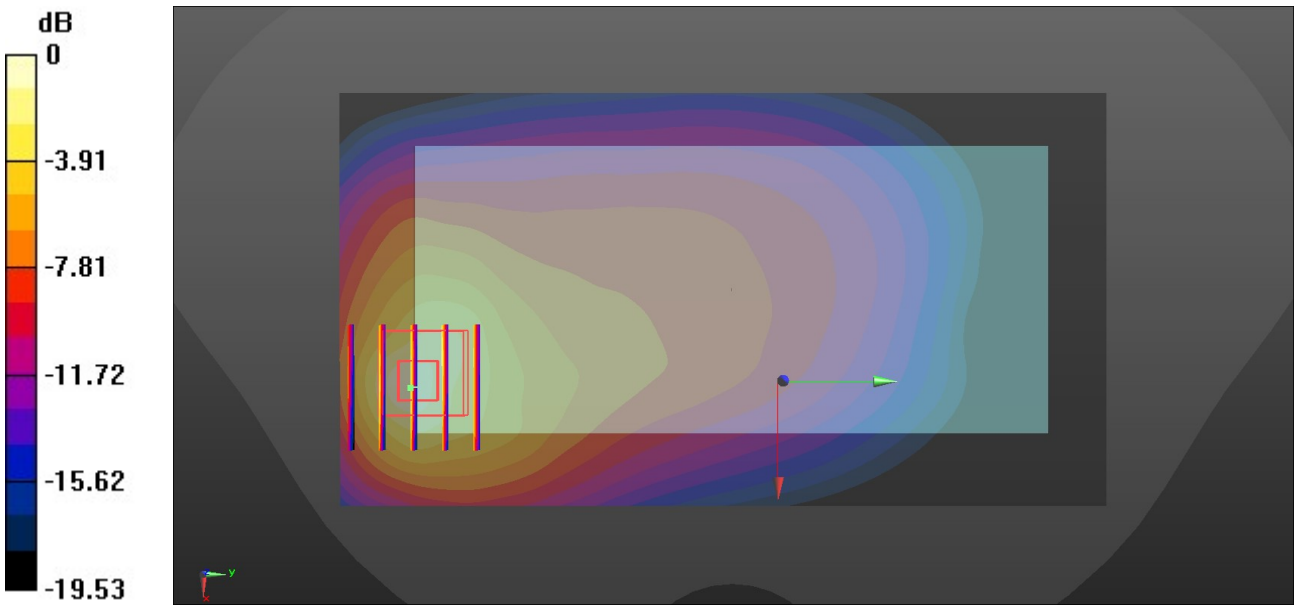

0 dB = 0.802 W/kg = -0.96 dBW/kg

Test Laboratory: Sporton International Inc. SAR/HAC Testing Lab Date: 2025/2/9

40_FR1 n12_15M_QPSK_1RB_1Offset_Back_5mm_Ch141500

Communication System: UID 0, 5G NR (0); Frequency: 707.5 MHz;Duty Cycle: 1:1
Medium: HSL_750 Medium parameters used: f = 707.5 MHz; σ = 0.885 S/m; ε_r = 41.296; ρ = 1000 kg/m^3
Ambient Temperature：23.4 ℃; Liquid Temperature：22.8 ℃

DASY5 Configuration:
- Probe: EX3DV4 - SN7630; ConvF(9.73, 9.93, 9.54); Calibrated: 2024/8/22
- Sensor-Surface: 1.4mm (Mechanical Surface Detection)
- Electronics: DAE4 Sn1338; Calibrated: 2024/3/18
- Phantom: SAM Twin Phantom; Type: SAM Twin; Serial: TP-1754
- Measurement SW: DASY52, Version 52.10 (4); SEMCAD X Version 14.6.14 (7501)

Area Scan (71x131x1): Interpolated grid: dx=1.500 mm, dy=1.500 mm
Maximum value of SAR (interpolated) = 0.828 W/kg

Zoom Scan (5x5x7)/Cube 0: Measurement grid: dx=8mm, dy=8mm, dz=5mm
Reference Value = 15.25 V/m; Power Drift = -0.09 dB
Peak SAR (extrapolated) = 1.28 W/kg
SAR(1 g) = 0.554 W/kg; SAR(10 g) = 0.279 W/kg
Smallest distance from peaks to all points 3 dB below = 10.7 mm
Ratio of SAR at M2 to SAR at M1 = 45.2%
Maximum value of SAR (measured) = 0.757 W/kg

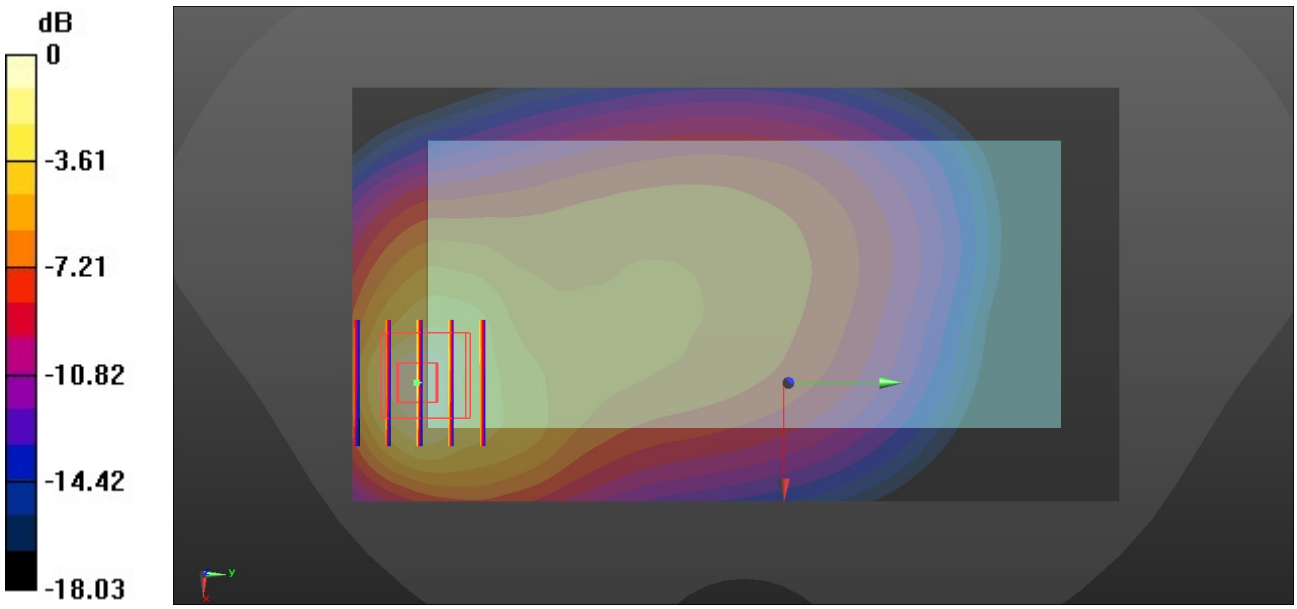

0 dB = 0.757 W/kg = -1.21 dBW/kg

Date: 2025-03-29

41_FR1 n14_10M_QPSK_1RB_1Offset_Back_5mm_Ch158600

Communication System: 5G NR (DFT-s-OFDM, 1 RB, 10 MHz, QPSK, 15 kHz) RBPosition:Mid AntennaCfg:SISO; Frequency: 793.000 MHz; Duty Cycle: 1:1
Medium: Head Simulating Liquid Medium parameters used: f= 793.000 MHz; σ= 0.895 S/m; ε_r = 42.4
Ambient Temperature: 23.3°C; Liquid Temperature: 22.7°C

DASY6 Configuration:
- Probe: EX3DV4 - SN3857; ConvF(9.35, 8.46, 9.17); Calibrated: 2025-02-19
- Sensor-Surface: 1.4 mm
- Electronics: DAE4 Sn1649; Calibrated: 2024-07-03
- Phantom: Twin-SAM V8.0 (30deg probe tilt); Serial: 2074; Section: Flat
- Measurement Software: 16.4.0.5005
- UID: 5G NR FR1 FDD, 10929-AAD

Area Scan (120.0 mm x 210.0 mm): Measurement Grid: 15.0 mm x 15.0 mm
SAR (1g) = 0.580 W/kg; SAR (10g) = 0.377 W/kg;

Zoom Scan (30.0 mm x 30.0 mm x 30.0 mm): Measurement Grid: 6.0 mm x 6.0 mm x 1.5 mm
Power Drift = -0.05 dB
SAR (1g) = 0.640 W/kg; SAR (10g) = 0.324 W/kg
Smallest distance from peaks to all points 3 dB below = 8.5 mm
Ratio of SAR at M2 to SAR at M1 = 72.0 %

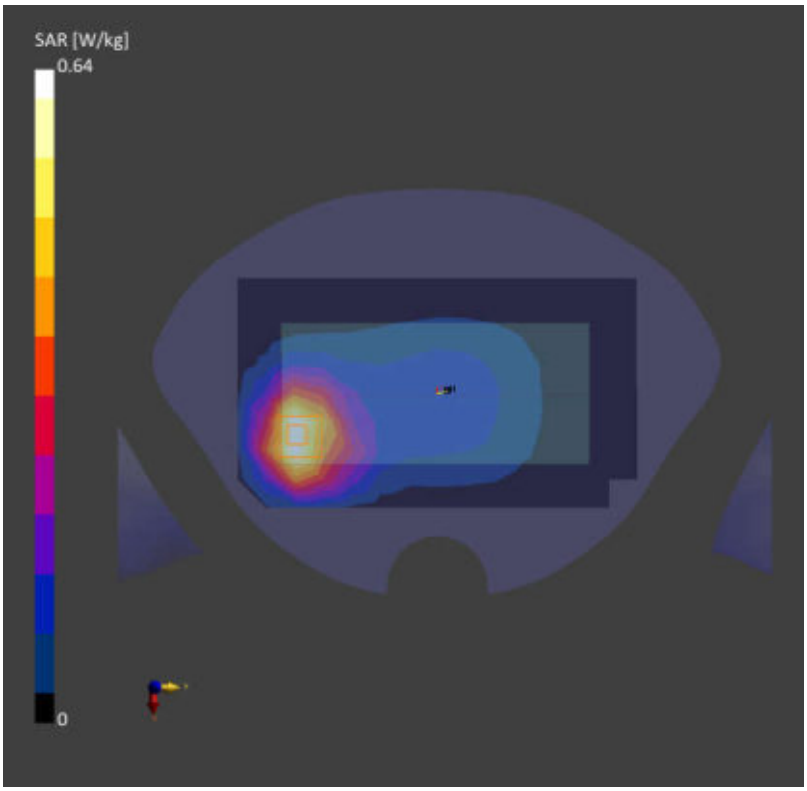

Test Laboratory: Sporton International Inc. SAR/HAC Testing Lab Date: 2025/1/10

42_GSM850_GPRS (4 Tx slots)_Back_5mm_Ch189

Communication System: UID 0, GSM850 (0); Frequency: 836.4 MHz;Duty Cycle: 1:2.08
Medium: HSL_835 Medium parameters used: f = 836.4 MHz; σ = 0.924 S/m; ε_r = 42.863; ρ = 1000 kg/m^3
Ambient Temperature：23.2 ℃; Liquid Temperature：22.9 ℃

DASY5 Configuration:
- Probe: EX3DV4 - SN7630; ConvF(9.18, 9.37, 9.0); Calibrated: 2024/8/22
- Sensor-Surface: 1.4mm (Mechanical Surface Detection)
- Electronics: DAE4 Sn1338; Calibrated: 2024/3/18
- Phantom: SAM Twin Phantom; Type: SAM Twin; Serial: TP-1754
- Measurement SW: DASY52, Version 52.10 (4); SEMCAD X Version 14.6.14 (7501)

Area Scan (71x131x1): Interpolated grid: dx=1.500 mm, dy=1.500 mm
Maximum value of SAR (interpolated) = 1.18 W/kg

Zoom Scan (5x5x7)/Cube 0: Measurement grid: dx=8mm, dy=8mm, dz=5mm
Reference Value = 12.15 V/m; Power Drift = -0.02 dB
Peak SAR (extrapolated) = 1.90 W/kg
SAR(1 g) = 0.837 W/kg; SAR(10 g) = 0.420 W/kg
Smallest distance from peaks to all points 3 dB below = 8 mm
Ratio of SAR at M2 to SAR at M1 = 42.6%
Maximum value of SAR (measured) = 1.46 W/kg

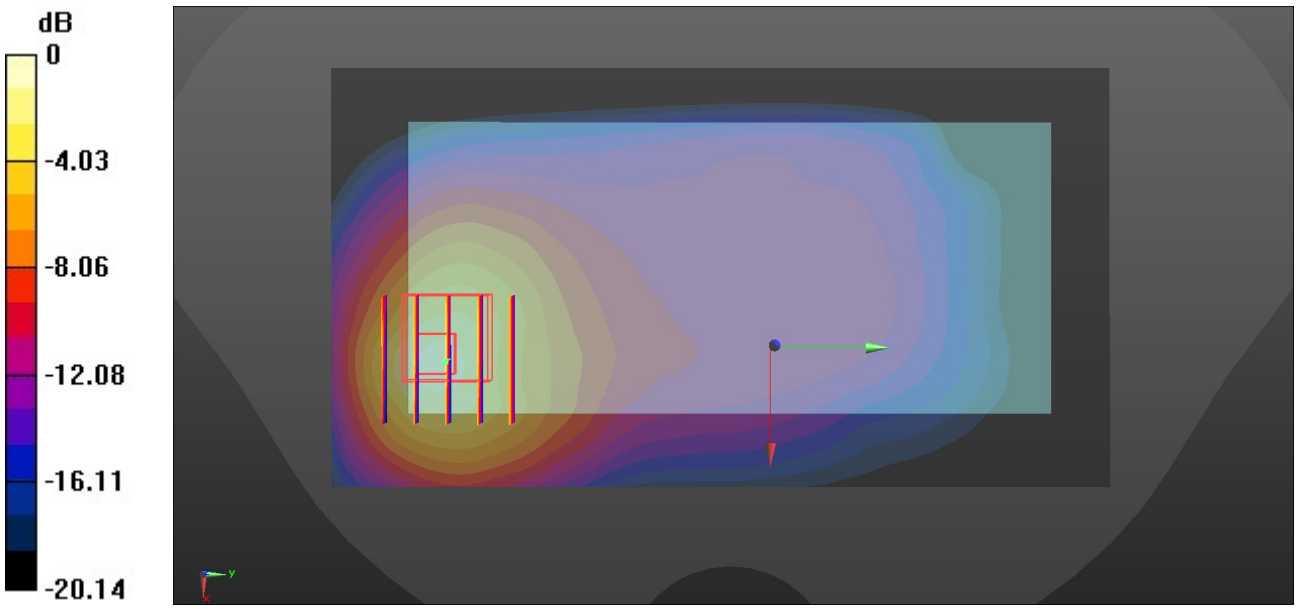

0 dB = 1.46 W/kg = 1.64 dBW/kg

Test Laboratory: Sporton International Inc. SAR/HAC Testing Lab Date: 2025/1/10

43_WCDMA V_RMC 12.2Kbps_Back_5mm_Ch4132

Communication System: UID 0, WCDMA (0); Frequency: 826.4 MHz;Duty Cycle: 1:1
Medium: HSL_835 Medium parameters used: f = 826.4 MHz; σ = 0.893 S/m; ε_r = 41.35; ρ = 1000 kg/m^3
Ambient Temperature：23.2 ℃; Liquid Temperature：22.9 ℃

DASY5 Configuration:
- Probe: EX3DV4 - SN7630; ConvF(9.18, 9.37, 9.0); Calibrated: 2024/8/22
- Sensor-Surface: 1.4mm (Mechanical Surface Detection)
- Electronics: DAE4 Sn1338; Calibrated: 2024/3/18
- Phantom: SAM Twin Phantom; Type: SAM Twin; Serial: TP-1754
- Measurement SW: DASY52, Version 52.10 (4); SEMCAD X Version 14.6.14 (7501)

Area Scan (81x131x1): Interpolated grid: dx=1.500 mm, dy=1.500 mm
Maximum value of SAR (interpolated) = 1.12 W/kg

Zoom Scan (5x5x7)/Cube 0: Measurement grid: dx=8mm, dy=8mm, dz=5mm
Reference Value = 14.45 V/m; Power Drift = -0.02 dB
Peak SAR (extrapolated) = 2.38 W/kg
SAR(1 g) = 1.06 W/kg; SAR(10 g) = 0.538 W/kg
Smallest distance from peaks to all points 3 dB below = 9.7 mm
Ratio of SAR at M2 to SAR at M1 = 43.8%
Maximum value of SAR (measured) = 1.31 W/kg

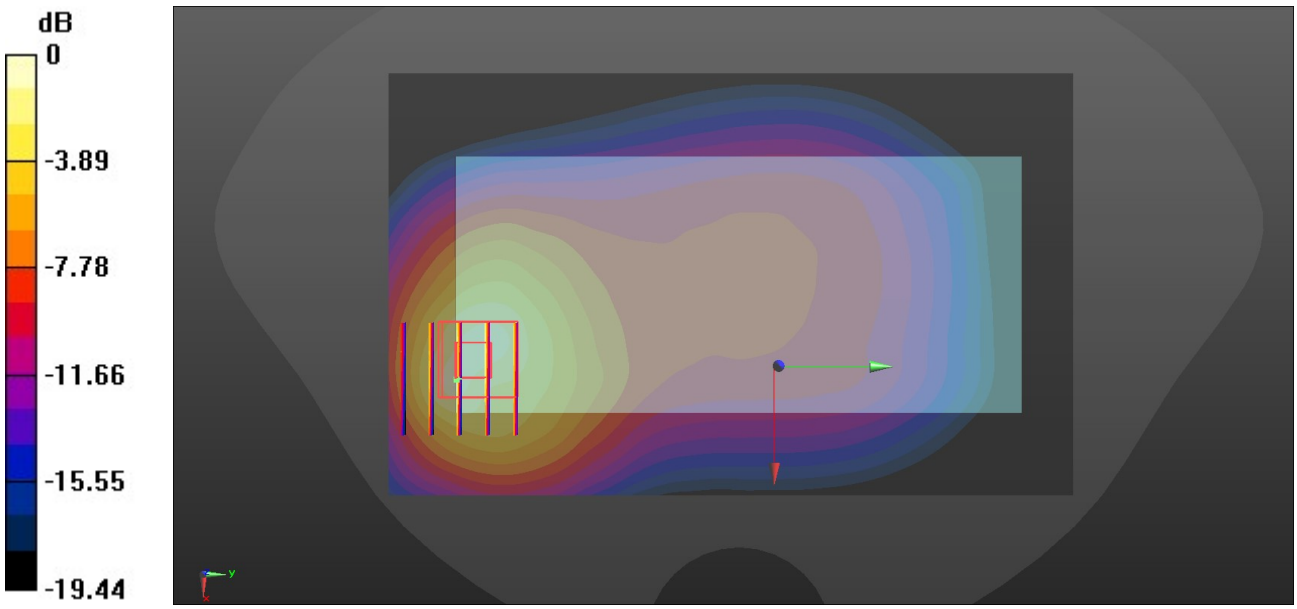

0 dB = 1.31 W/kg = 1.17 dBW/kg

Test Laboratory: Sporton International Inc. SAR/HAC Testing Lab Date: 2025/2/10

44_LTE Band 26_15M_QPSK_1RB_0Offset_Back_5mm_Ch26865

Communication System: UID 0, LTE-FDD (0); Frequency: 831.5 MHz;Duty Cycle: 1:1
Medium: HSL_850 Medium parameters used: f = 831.5 MHz; σ = 0.898 S/m; ε_r = 41.284; ρ = 1000 kg/m^3
Ambient Temperature：23.2 ℃; Liquid Temperature：22.9 ℃

DASY5 Configuration:
- Probe: EX3DV4 - SN7630; ConvF(9.18, 9.37, 9.0); Calibrated: 2024/8/22
- Sensor-Surface: 1.4mm (Mechanical Surface Detection)
- Electronics: DAE4 Sn1338; Calibrated: 2024/3/18
- Phantom: SAM Twin Phantom; Type: SAM Twin; Serial: TP-1754
- Measurement SW: DASY52, Version 52.10 (4); SEMCAD X Version 14.6.14 (7501)

Area Scan (81x131x1): Interpolated grid: dx=1.500 mm, dy=1.500 mm
Maximum value of SAR (interpolated) = 0.937 W/kg

Zoom Scan (5x5x7)/Cube 0: Measurement grid: dx=8mm, dy=8mm, dz=5mm
Reference Value = 12.58 V/m; Power Drift = -0.01 dB
Peak SAR (extrapolated) = 1.77 W/kg
SAR(1 g) = 0.799 W/kg; SAR(10 g) = 0.407 W/kg
Smallest distance from peaks to all points 3 dB below = 11.6 mm
Ratio of SAR at M2 to SAR at M1 = 51.4%
Maximum value of SAR (measured) = 0.982 W/kg

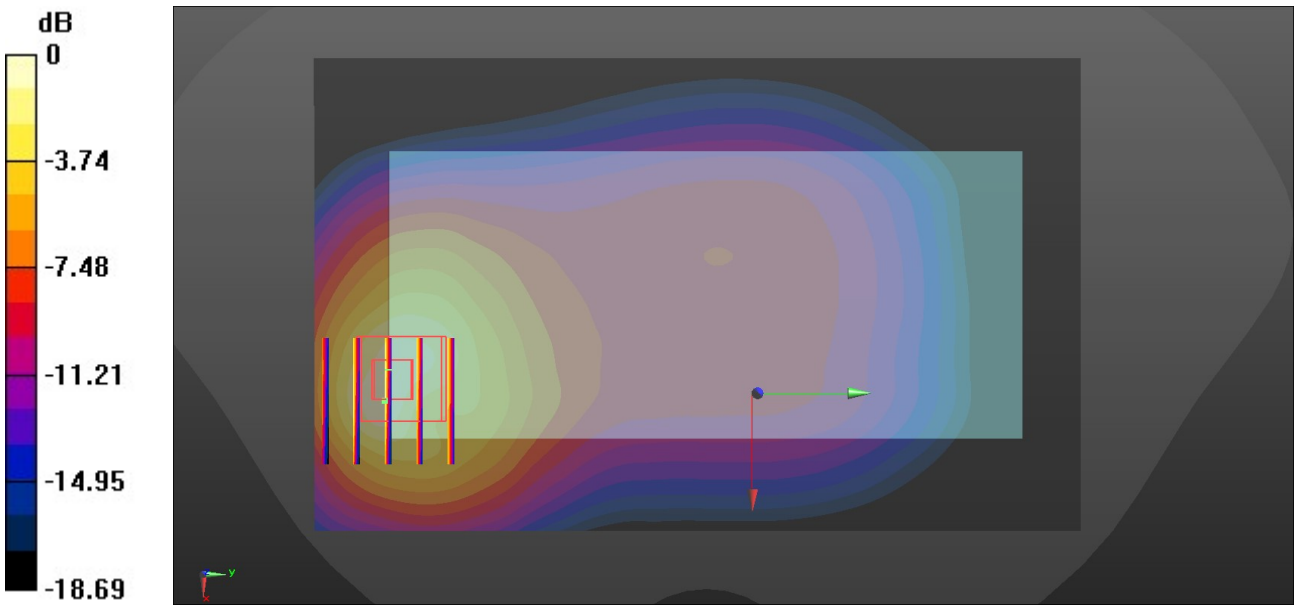

0 dB = 0.982 W/kg = -0.08 dBW/kg

Test Laboratory: Sporton International Inc. SAR/HAC Testing Lab Date: 2025/2/10

45_FR1 n26_20M_QPSK_1RB_1Offset_Back_5mm_Ch166300

Communication System: UID 0, 5G NR (0); Frequency: 831.5 MHz;Duty Cycle: 1:1
Medium: HSL_835 Medium parameters used: f = 831.5 MHz; σ = 0.898 S/m; ε_r = 41.284; ρ = 1000 kg/m^3
Ambient Temperature：23.2 ℃; Liquid Temperature：22.9 ℃

DASY5 Configuration:
- Probe: EX3DV4 - SN7630; ConvF(9.18, 9.37, 9.0); Calibrated: 2024/8/22
- Sensor-Surface: 1.4mm (Mechanical Surface Detection)
- Electronics: DAE4 Sn1338; Calibrated: 2024/3/18
- Phantom: SAM Twin Phantom; Type: SAM Twin; Serial: TP-1754
- Measurement SW: DASY52, Version 52.10 (4); SEMCAD X Version 14.6.14 (7501)

Area Scan (71x131x1): Interpolated grid: dx=1.500 mm, dy=1.500 mm
Maximum value of SAR (interpolated) = 1.47 W/kg

Zoom Scan (5x5x7)/Cube 0: Measurement grid: dx=8mm, dy=8mm, dz=5mm
Reference Value = 13.55 V/m; Power Drift = -0.02 dB
Peak SAR (extrapolated) = 2.58 W/kg
SAR(1 g) = 0.903 W/kg; SAR(10 g) = 0.485 W/kg
Smallest distance from peaks to all points 3 dB below = 9.3 mm
Ratio of SAR at M2 to SAR at M1 = 42.2%
Maximum value of SAR (measured) = 1.47 W/kg

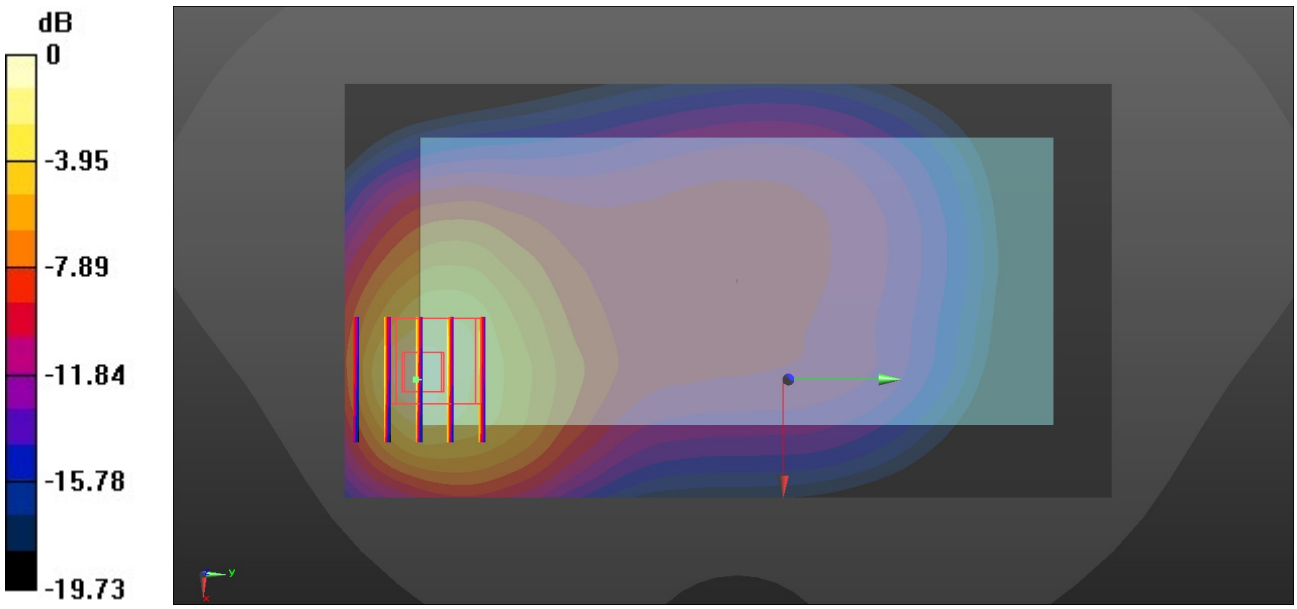

0 dB = 1.47 W/kg = 1.67 dBW/kg

Test Laboratory: Sporton International Inc. SAR/HAC Testing Lab Date: 2025/2/11

46_WCDMA IV_RMC 12.2Kbps_Back_5mm_Ch1413

Communication System: UID 0, WCDMA (0); Frequency: 1732.6 MHz;Duty Cycle: 1:1
Medium: HSL_1750 Medium parameters used: f = 1732.6 MHz; σ = 1.399 S/m; ε_r = 40.752; ρ = 1000 kg/m^3
Ambient Temperature：23.4 ℃; Liquid Temperature：22.9 ℃

DASY5 Configuration:
-Probe: EX3DV4 - SN7630; ConvF(8.06, 8.23, 7.90); Calibrated: 2024/8/22
- Sensor-Surface: 1.4mm (Mechanical Surface Detection)
- Electronics: DAE4 Sn1338; Calibrated: 2024/3/18
- Phantom: SAM Twin Phantom; Type: SAM Twin; Serial: TP-1754
- Measurement SW: DASY52, Version 52.10 (4); SEMCAD X Version 14.6.14 (7501)

Area Scan (81x131x1): Interpolated grid: dx=1.500 mm, dy=1.500 mm
Maximum value of SAR (interpolated) = 0.991 W/kg

Zoom Scan (5x5x7)/Cube 0: Measurement grid: dx=8mm, dy=8mm, dz=5mm
Reference Value = 4.559 V/m; Power Drift = 0.03 dB
Peak SAR (extrapolated) = 1.45 W/kg
SAR(1 g) = 0.952 W/kg; SAR(10 g) = 0.367 W/kg
Smallest distance from peaks to all points 3 dB below = 8.8 mm
Ratio of SAR at M2 to SAR at M1 = 52.1%
Maximum value of SAR (measured) = 1.03 W/kg

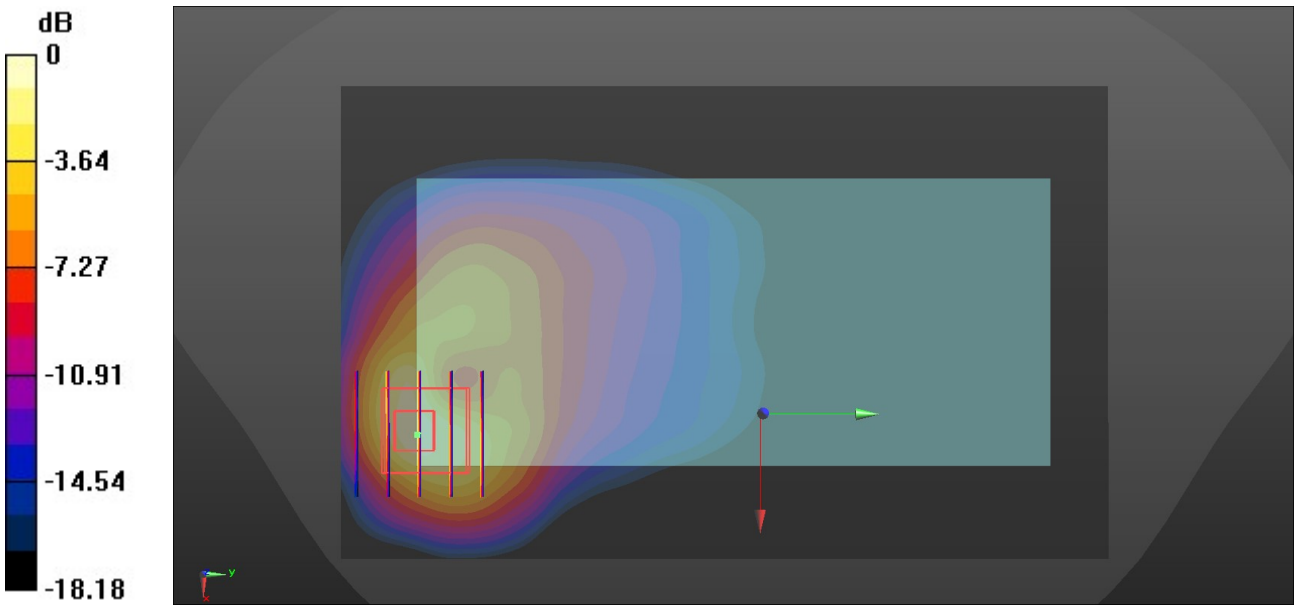

0 dB = 1.03 W/kg = 0.13 dBW/kg

Test Laboratory: Sporton International Inc. SAR/HAC Testing Lab Date: 2025/2/11

47_LTE Band 66_20M_QPSK_1RB_0Offset_Back_5mm_Ch132572

Communication System: UID 0, LTE-FDD (0); Frequency: 1770 MHz;Duty Cycle: 1:1
Medium: HSL_1750 Medium parameters used: f = 1770 MHz; σ = 1.42 S/m; ε_r = 40.599; ρ = 1000 kg/m^3
Ambient Temperature：23.4 ℃; Liquid Temperature：22.9 ℃

DASY5 Configuration:
- Probe: EX3DV4 - SN7630; ConvF(8.06, 8.23, 7.90); Calibrated: 2024/8/22
- Sensor-Surface: 1.4mm (Mechanical Surface Detection)
- Electronics: DAE4 Sn1338; Calibrated: 2024/3/18
- Phantom: SAM Twin Phantom; Type: SAM Twin; Serial: TP-1754
- Measurement SW: DASY52, Version 52.10 (4); SEMCAD X Version 14.6.14 (7501)

Area Scan (81x131x1): Interpolated grid: dx=1.500 mm, dy=1.500 mm
Maximum value of SAR (interpolated) = 1.39 W/kg

Zoom Scan (5x5x7)/Cube 0: Measurement grid: dx=8mm, dy=8mm, dz=5mm
Reference Value = 5.724 V/m; Power Drift = 0.03 dB
Peak SAR (extrapolated) = 1.81 W/kg
SAR(1 g) = 0.937 W/kg; SAR(10 g) = 0.459 W/kg
Smallest distance from peaks to all points 3 dB below = 9.2 mm
Ratio of SAR at M2 to SAR at M1 = 74.3%
Maximum value of SAR (measured) = 1.41 W/kg

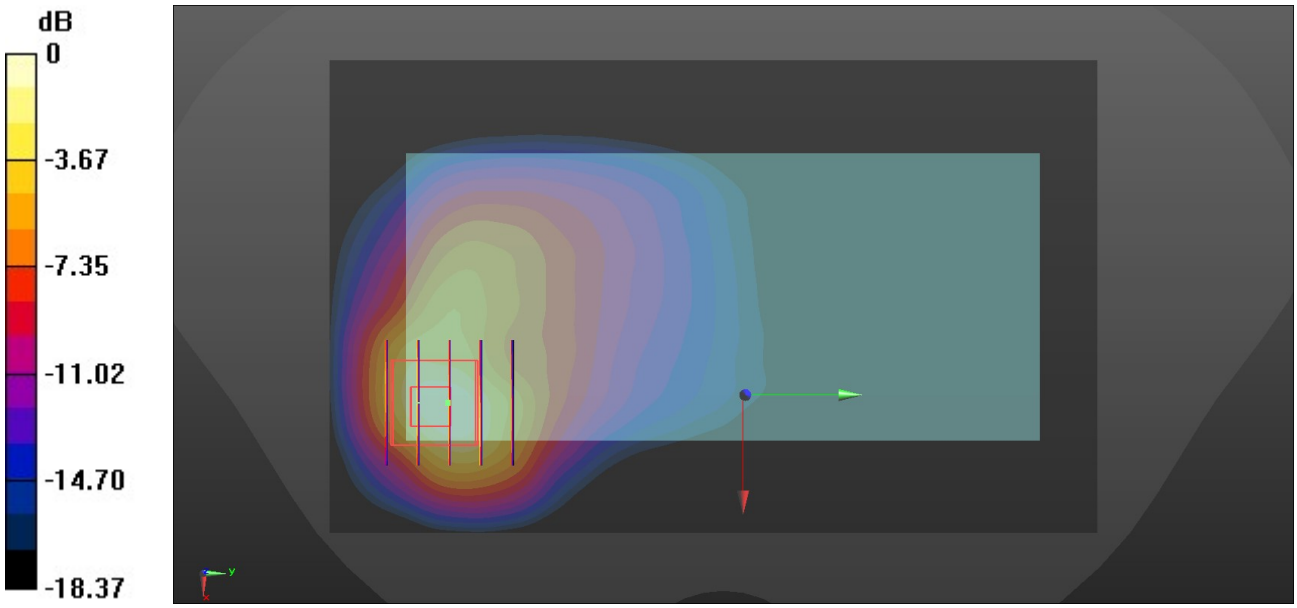

0 dB = 1.41 W/kg = 1.49 dBW/kg