WCDMA Band V (RMC 12.2Kbps)

Lowest Channel

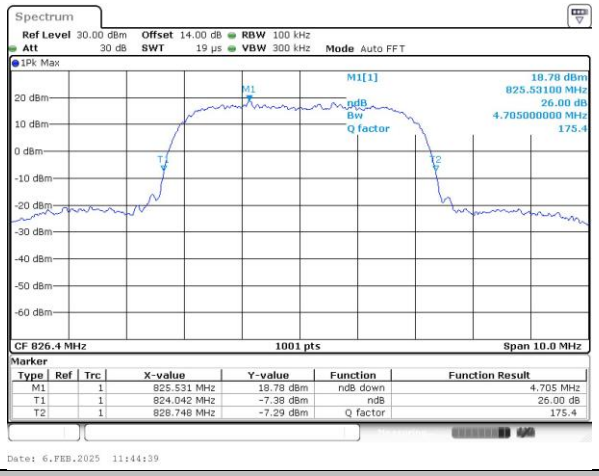

Middle Channel

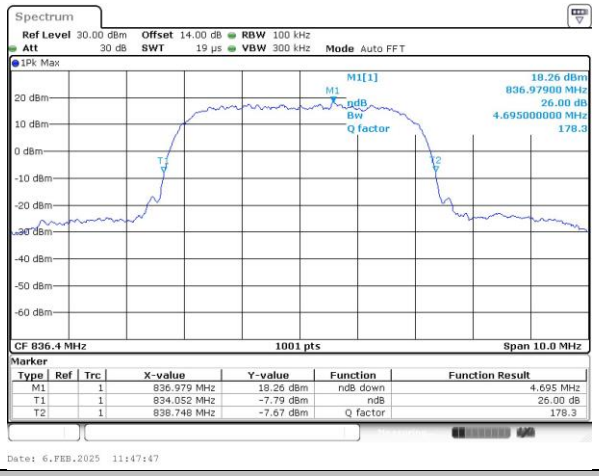

Highest Channel

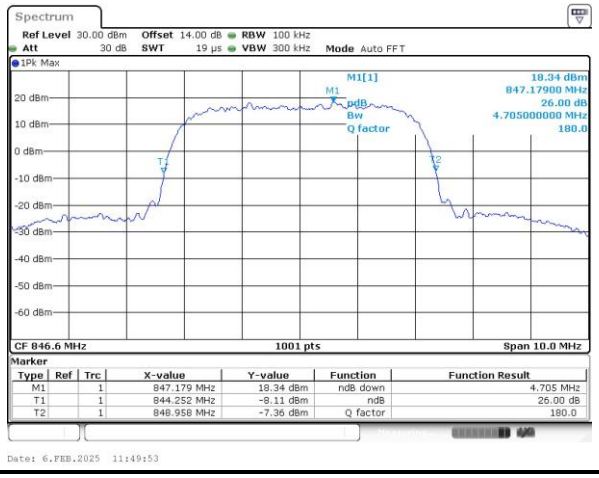

WCDMA Band II (RMC 12.2Kbps)

Lowest Channel

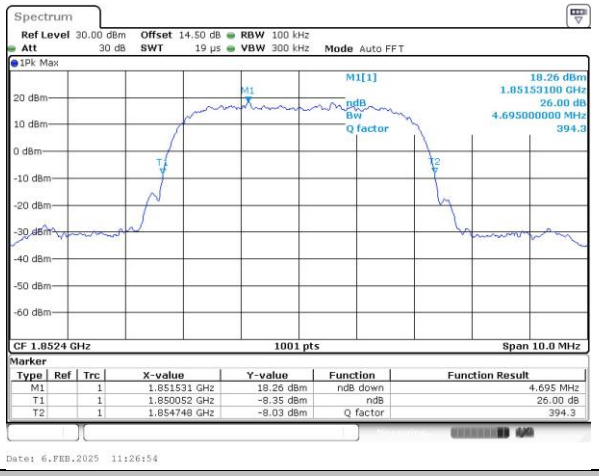

Middle Channel

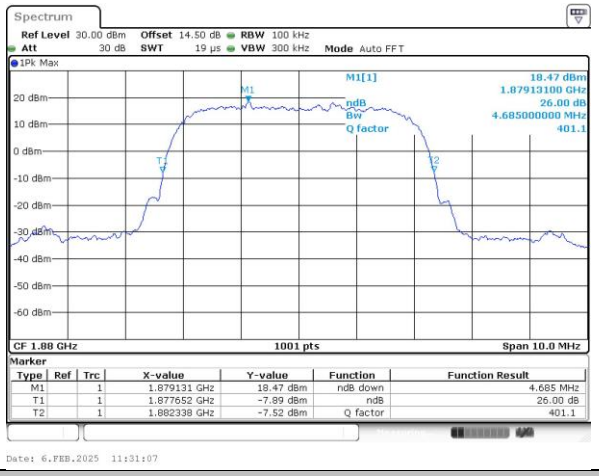

Highest Channel

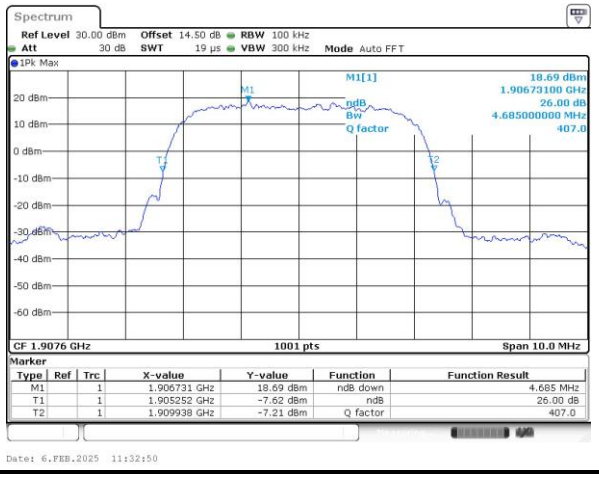

WCDMA Band IV (RMC 12.2Kbps)

Lowest Channel

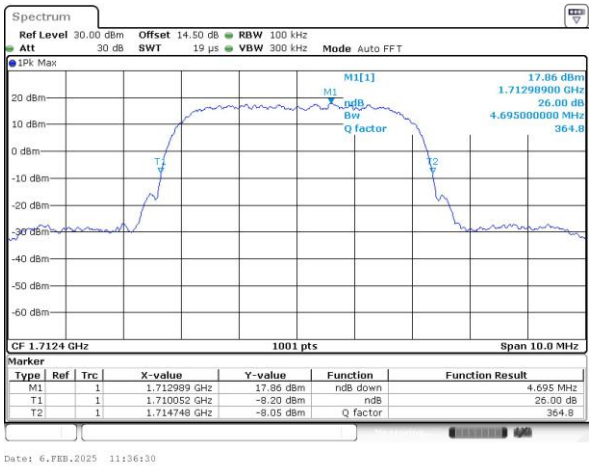

Middle Channel

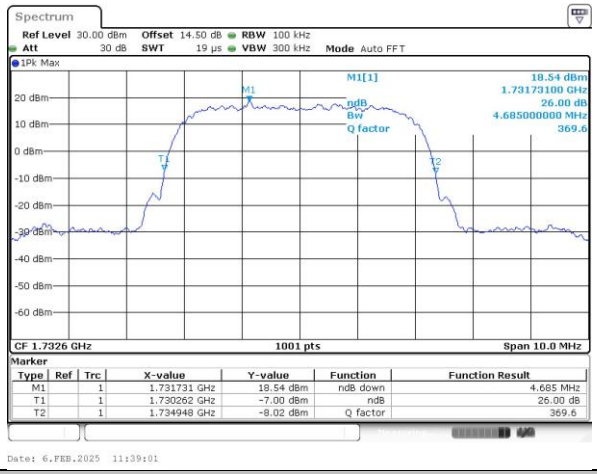

Highest Channel

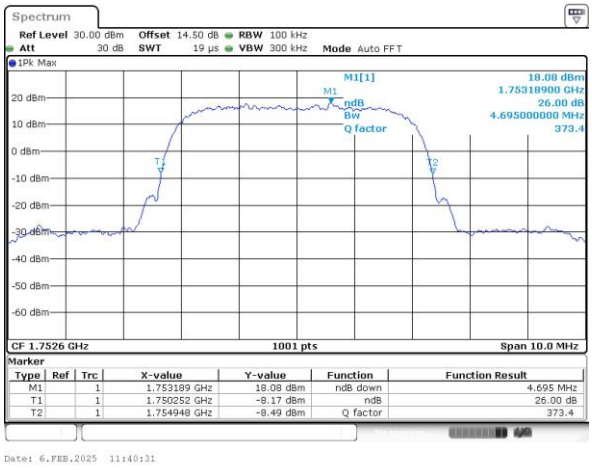

Occupied Bandwidth

Mode	WCDMA Band V(MHz)	WCDMA Band II(MHz)	WCDMA Band IV(MHz)
Mod.	RMC 12.2Kbps	RMC 12.2Kbps	RMC 12.2Kbps
Lowest CH	4.15	4.14	4.14
Middle CH	4.13	4.15	4.13
Highest CH	4.14	4.14	4.14

WCDMA Band V (RMC 12.2Kbps)

Lowest Channel

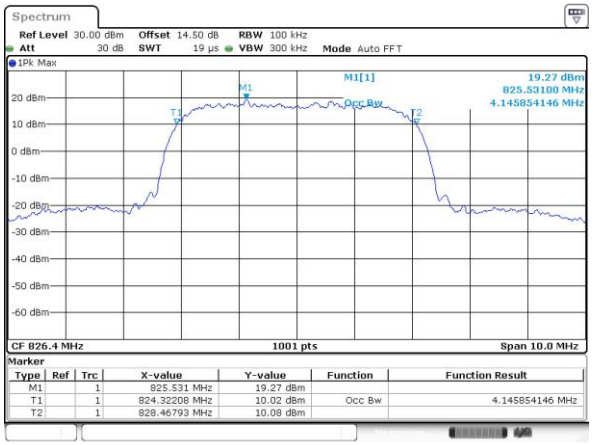

Middle Channel

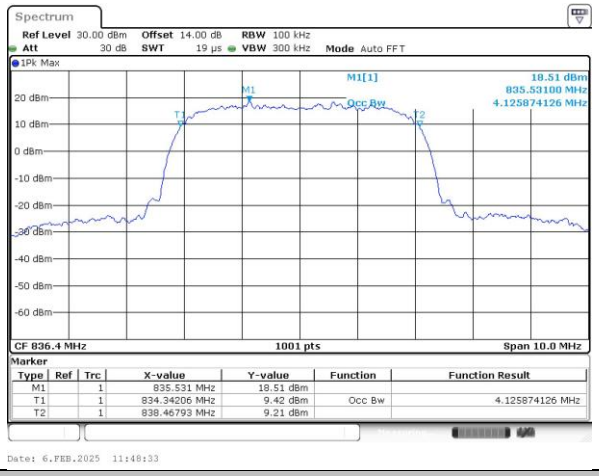

Highest Channel

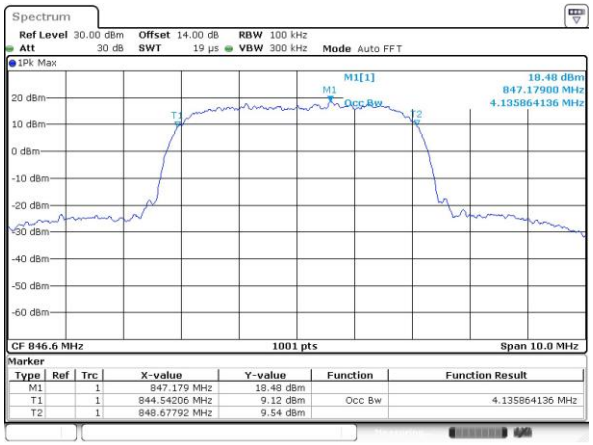

WCDMA Band II (RMC 12.2Kbps)

Lowest Channel

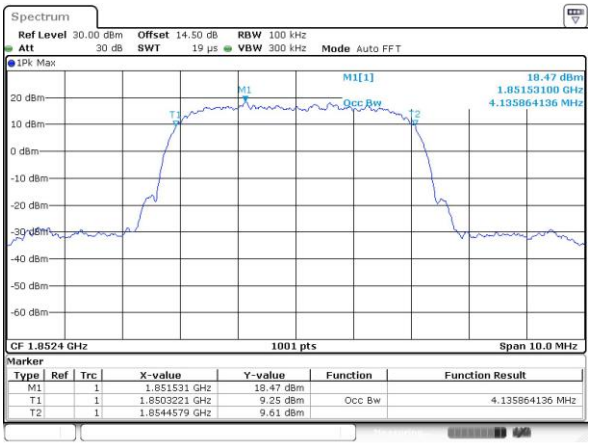

Middle Channel

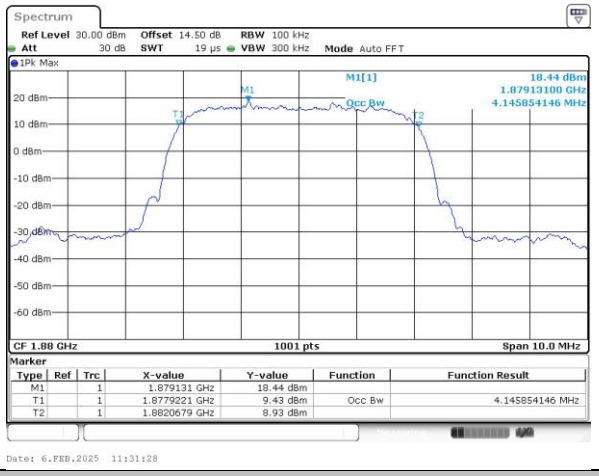

Highest Channel

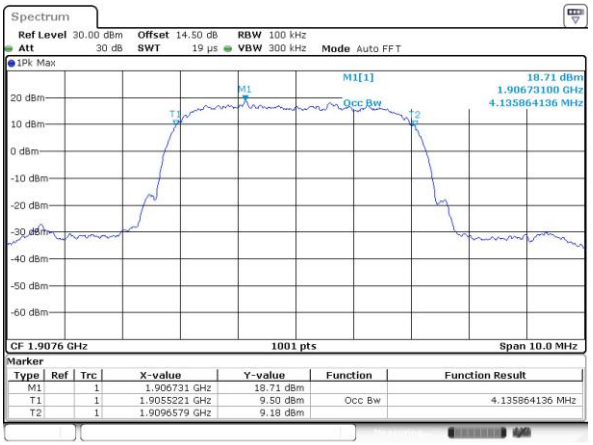

WCDMA Band IV (RMC 12.2Kbps)

Lowest Channel

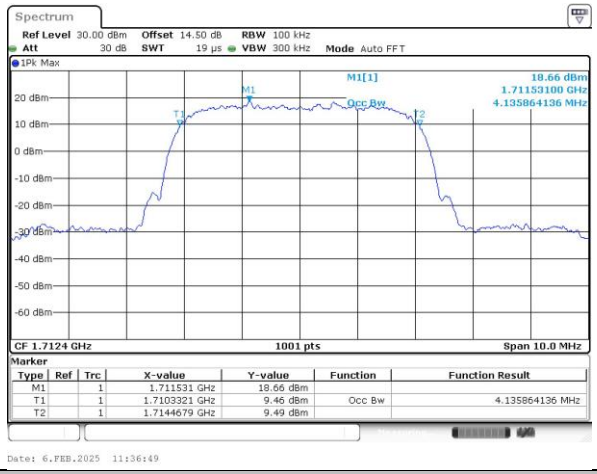

Middle Channel

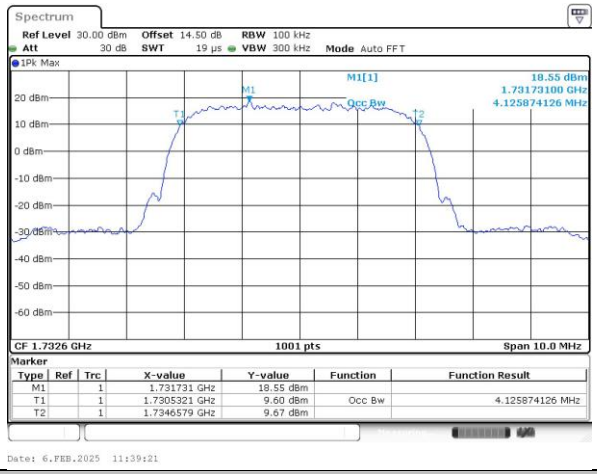

Highest Channel

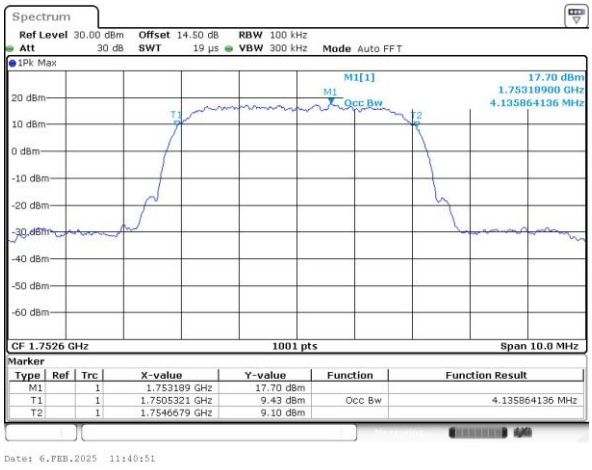

Conducted Band Edge

WCDMA Band V (RMC 12.2Kbps)

Lowest Band Edge

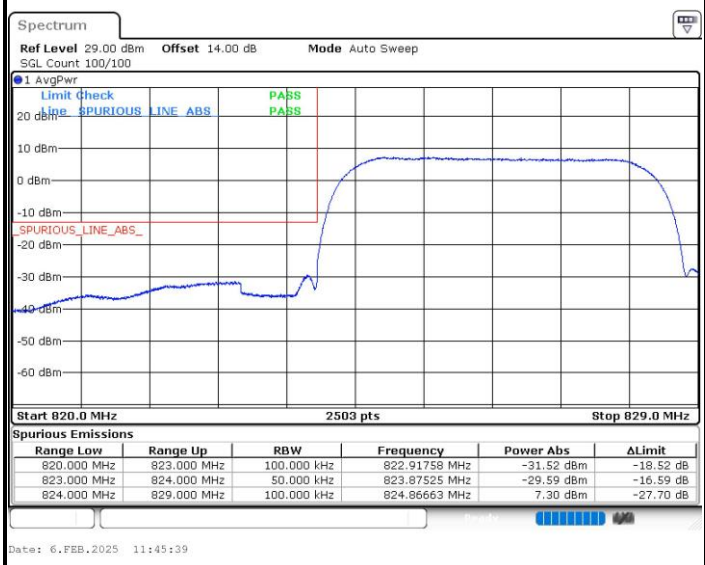

Spurious Emissions

Range Low	Range Up	RBW	Frequency	Power Abs	ΔLimit
820.000 MHz	823.000 MHz	100.000 kHz	822.91758 MHz	-31.52 dBm	-18.52 dB
823.000 MHz	824.000 MHz	50.000 kHz	823.87525 MHz	-29.59 dBm	-16.59 dB
824.000 MHz	829.000 MHz	100.000 kHz	824.86663 MHz	7.30 dBm	-27.70 dB

Date: 6.FEB.2025 11:45:39

Highest Band Edge

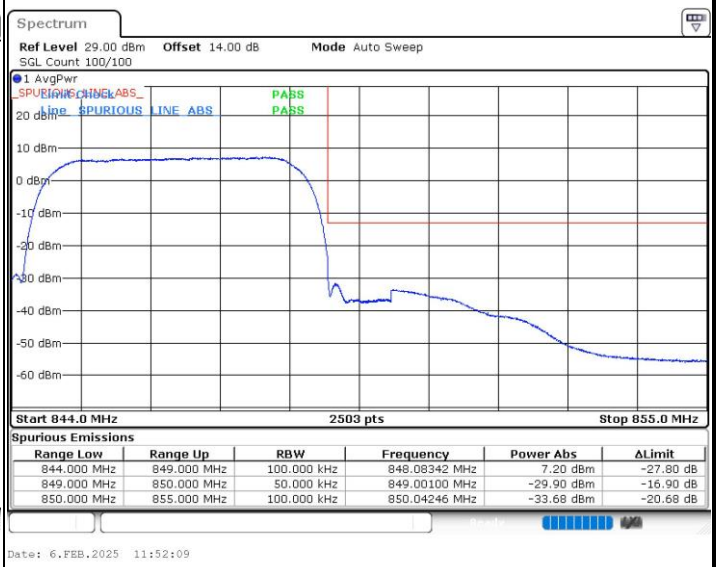

Spurious Emissions

Range Low	Range Up	RBW	Frequency	Power Abs	ΔLimit
844.000 MHz	849.000 MHz	100.000 kHz	848.08342 MHz	7.20 dBm	-27.80 dB
849.000 MHz	850.000 MHz	50.000 kHz	849.00100 MHz	-29.90 dBm	-16.90 dB
850.000 MHz	855.000 MHz	100.000 kHz	850.04246 MHz	-33.68 dBm	-20.68 dB

Date: 6.FEB.2025 11:52:09

WCDMA Band II (RMC 12.2Kbps)

Lowest Band Edge

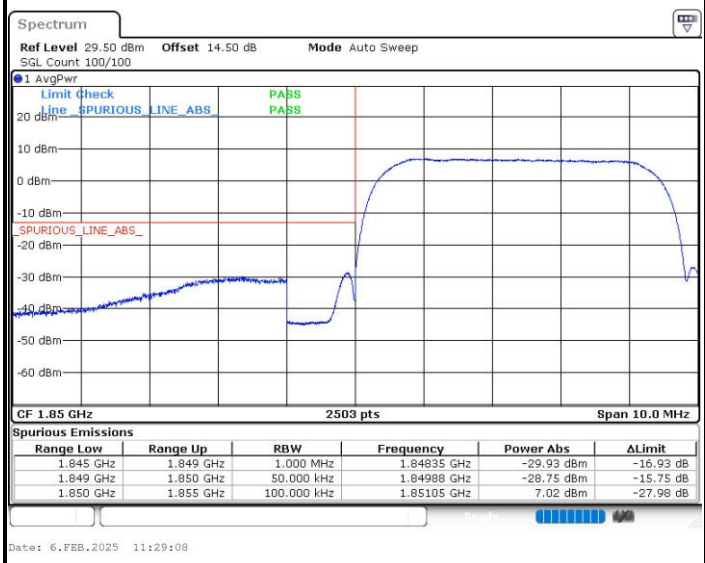

Spurious Emissions

Range Low	Range Up	RBW	Frequency	Power Abs	ΔLimit
1.845 GHz	1.849 GHz	1.000 MHz	1.84835 GHz	-29.93 dBm	-16.93 dB
1.849 GHz	1.850 GHz	50.000 kHz	1.84988 GHz	-28.75 dBm	-15.75 dB
1.850 GHz	1.855 GHz	100.000 kHz	1.85105 GHz	7.02 dBm	-27.98 dB

Date: 6.FEB.2025 11:29:08

Highest Band Edge

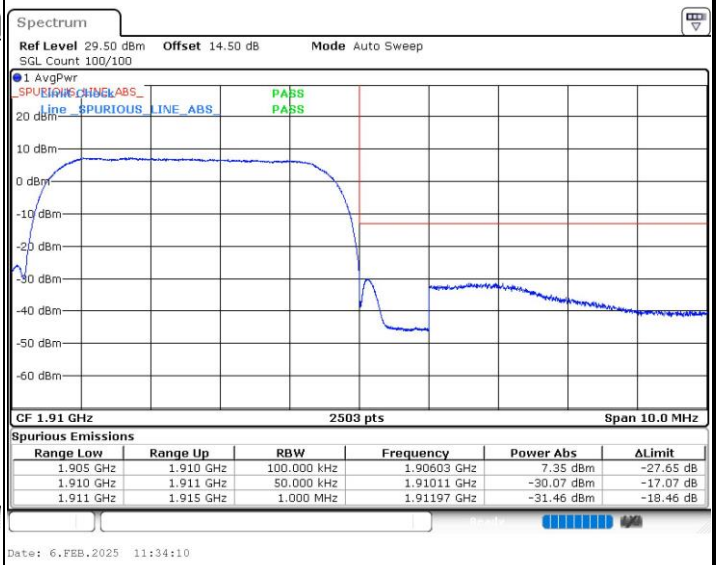

Spurious Emissions

Range Low	Range Up	RBW	Frequency	Power Abs	ΔLimit
1.905 GHz	1.910 GHz	100.000 kHz	1.90603 GHz	7.35 dBm	-27.65 dB
1.910 GHz	1.911 GHz	50.000 kHz	1.91011 GHz	-30.07 dBm	-17.07 dB
1.911 GHz	1.915 GHz	1.000 MHz	1.91197 GHz	-31.46 dBm	-18.46 dB

Date: 6.FEB.2025 11:34:10

WCDMA Band IV (RMC 12.2Kbps)	
Lowest Band Edge	**Highest Band Edge**

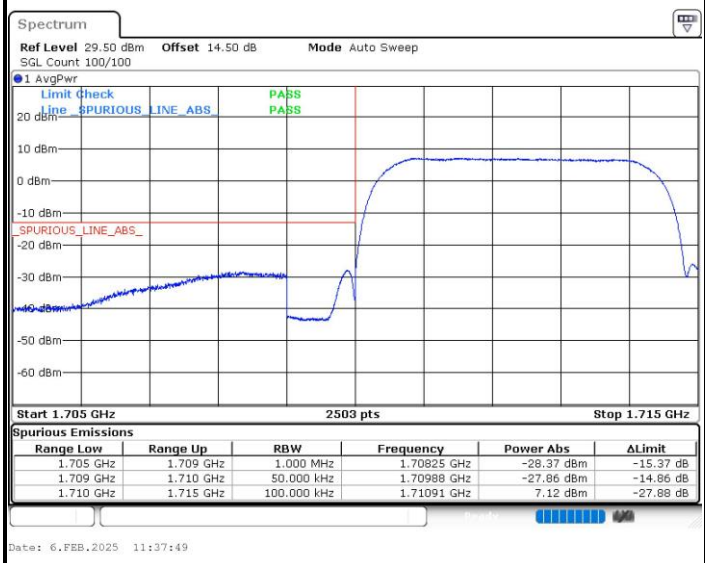

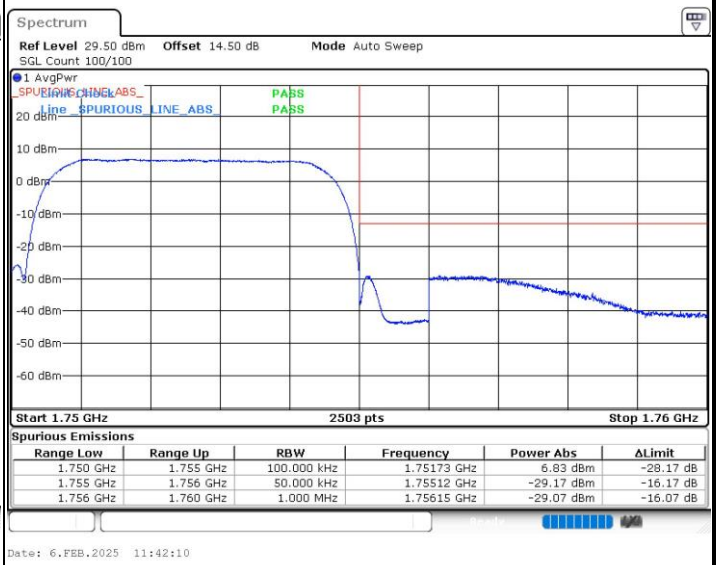

Conducted Spurious Emission

WCDMA Band V (RMC 12.2Kbps)

Lowest Channel

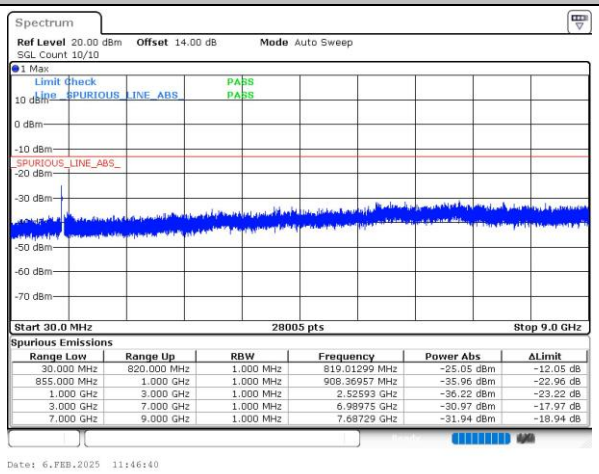

Spurious Emissions

Range Low	Range Up	RBW	Frequency	Power Abs	ΔLimit
30.000 MHz	820.000 MHz	1.000 MHz	819.01299 MHz	-25.05 dBm	-12.05 dB
855.000 MHz	1.000 GHz	1.000 MHz	908.36957 MHz	-35.96 dBm	-22.96 dB
1.000 GHz	3.000 GHz	1.000 MHz	2.52593 GHz	-36.22 dBm	-23.22 dB
3.000 GHz	7.000 GHz	1.000 MHz	6.98975 GHz	-30.97 dBm	-17.97 dB
7.000 GHz	9.000 GHz	1.000 MHz	7.68729 GHz	-31.94 dBm	-18.94 dB

Date: 6.FEB.2025 11:46:40

Middle Channel

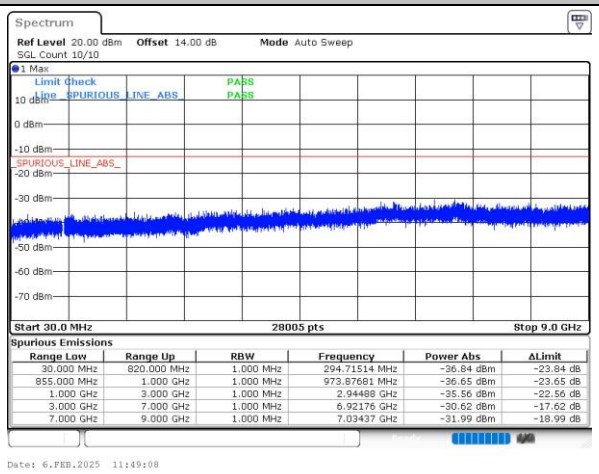

Spurious Emissions

Range Low	Range Up	RBW	Frequency	Power Abs	ΔLimit
30.000 MHz	820.000 MHz	1.000 MHz	294.71514 MHz	-36.84 dBm	-23.84 dB
855.000 MHz	1.000 GHz	1.000 MHz	973.87681 MHz	-36.65 dBm	-23.65 dB
1.000 GHz	3.000 GHz	1.000 MHz	2.94488 GHz	-35.56 dBm	-22.56 dB
3.000 GHz	7.000 GHz	1.000 MHz	6.92176 GHz	-30.62 dBm	-17.62 dB
7.000 GHz	9.000 GHz	1.000 MHz	7.03437 GHz	-31.99 dBm	-18.99 dB

Date: 6.FEB.2025 11:49:08

Highest Channel

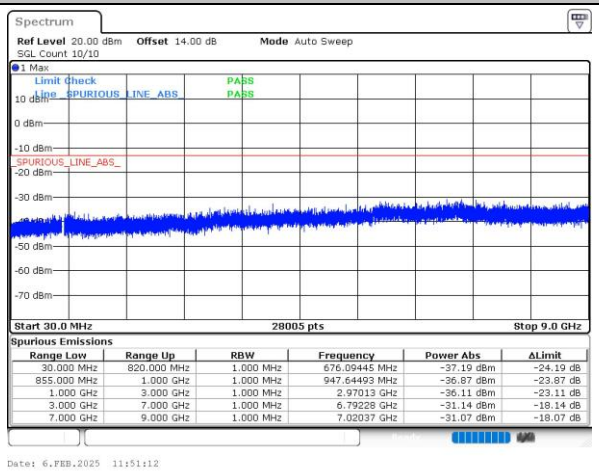

Spurious Emissions

Range Low	Range Up	RBW	Frequency	Power Abs	ΔLimit
30.000 MHz	820.000 MHz	1.000 MHz	676.09445 MHz	-37.19 dBm	-24.19 dB
855.000 MHz	1.000 GHz	1.000 MHz	947.64493 MHz	-36.87 dBm	-23.87 dB
1.000 GHz	3.000 GHz	1.000 MHz	2.97013 GHz	-36.11 dBm	-23.11 dB
3.000 GHz	7.000 GHz	1.000 MHz	6.79228 GHz	-31.14 dBm	-18.14 dB
7.000 GHz	9.000 GHz	1.000 MHz	7.02037 GHz	-31.07 dBm	-18.07 dB

Date: 6.FEB.2025 11:51:12

WCDMA Band II (RMC 12.2Kbps)

Lowest Channel

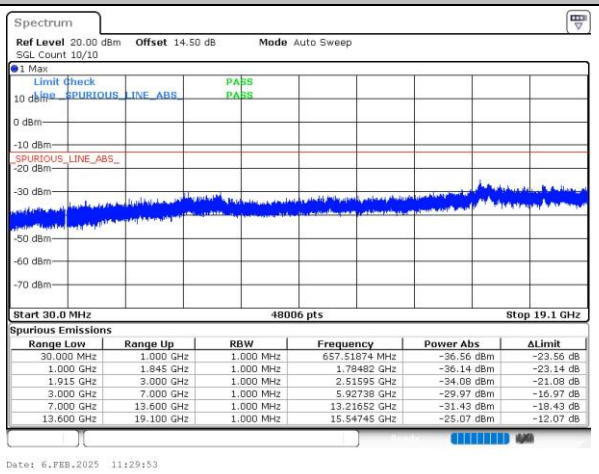

Spurious Emissions

Range Low	Range Up	RBW	Frequency	Power Abs	ΔLimit
30.000 MHz	1.000 GHz	1.000 MHz	657.51874 MHz	-36.56 dBm	-23.56 dB
1.000 GHz	1.845 GHz	1.000 MHz	1.78482 GHz	-36.14 dBm	-23.14 dB
1.915 GHz	3.000 GHz	1.000 MHz	2.51595 GHz	-34.08 dBm	-21.08 dB
3.000 GHz	7.000 GHz	1.000 MHz	5.92738 GHz	-29.97 dBm	-16.97 dB
7.000 GHz	13.600 GHz	1.000 MHz	13.21652 GHz	-31.43 dBm	-18.43 dB
13.600 GHz	19.100 GHz	1.000 MHz	15.54745 GHz	-25.07 dBm	-12.07 dB

Date: 6.FEB.2025 11:29:53

Middle Channel

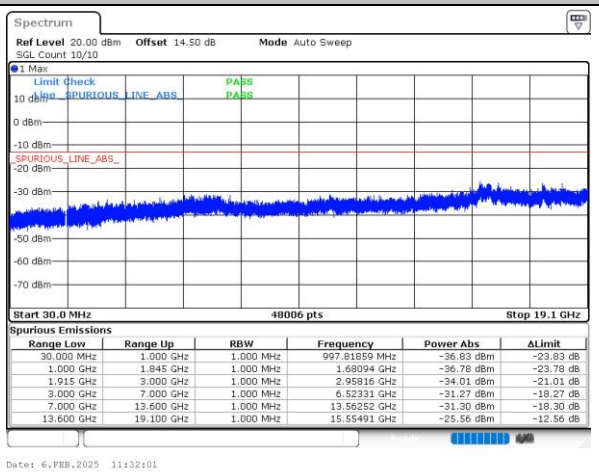

Spurious Emissions

Range Low	Range Up	RBW	Frequency	Power Abs	ΔLimit
30.000 MHz	1.000 GHz	1.000 MHz	997.81859 MHz	-36.83 dBm	-23.83 dB
1.000 GHz	1.845 GHz	1.000 MHz	1.68094 GHz	-36.78 dBm	-23.78 dB
1.915 GHz	3.000 GHz	1.000 MHz	2.95816 GHz	-34.01 dBm	-21.01 dB
3.000 GHz	7.000 GHz	1.000 MHz	6.52331 GHz	-31.27 dBm	-18.27 dB
7.000 GHz	13.600 GHz	1.000 MHz	13.56252 GHz	-31.30 dBm	-18.30 dB
13.600 GHz	19.100 GHz	1.000 MHz	15.55491 GHz	-25.56 dBm	-12.56 dB

Date: 6.FEB.2025 11:32:01

Highest Channel

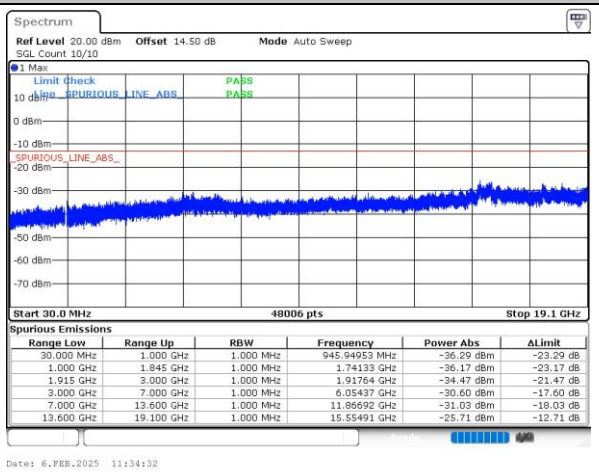

Spurious Emissions

Range Low	Range Up	RBW	Frequency	Power Abs	ΔLimit
30.000 MHz	1.000 GHz	1.000 MHz	945.94953 MHz	-36.29 dBm	-23.29 dB
1.000 GHz	1.845 GHz	1.000 MHz	1.74133 GHz	-36.17 dBm	-23.17 dB
1.915 GHz	3.000 GHz	1.000 MHz	1.91764 GHz	-34.47 dBm	-21.47 dB
3.000 GHz	7.000 GHz	1.000 MHz	6.05437 GHz	-30.60 dBm	-17.60 dB
7.000 GHz	13.600 GHz	1.000 MHz	11.86692 GHz	-31.03 dBm	-18.03 dB
13.600 GHz	19.100 GHz	1.000 MHz	15.55491 GHz	-25.71 dBm	-12.71 dB

Date: 6.FEB.2025 11:34:32

WCDMA Band IV (RMC 12.2Kbps)

Lowest Channel

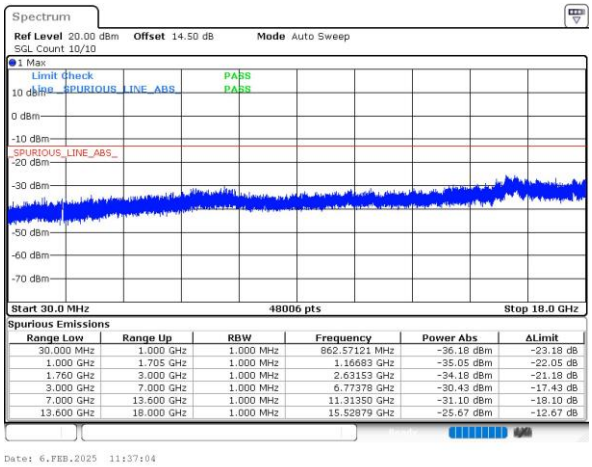

Spurious Emissions

Range Low	Range Up	RBW	Frequency	Power Abs	ΔLimit
30.000 MHz	1.000 GHz	1.000 MHz	862.57121 MHz	-36.18 dBm	-23.18 dB
1.000 GHz	1.705 GHz	1.000 MHz	1.16683 GHz	-35.05 dBm	-22.05 dB
1.760 GHz	3.000 GHz	1.000 MHz	2.63153 GHz	-34.18 dBm	-21.18 dB
3.000 GHz	7.000 GHz	1.000 MHz	6.77378 GHz	-30.43 dBm	-17.43 dB
7.000 GHz	13.600 GHz	1.000 MHz	11.31350 GHz	-31.10 dBm	-18.10 dB
13.600 GHz	18.000 GHz	1.000 MHz	15.52879 GHz	-25.67 dBm	-12.67 dB

Date: 6.FEB.2025 11:37:04

Middle Channel

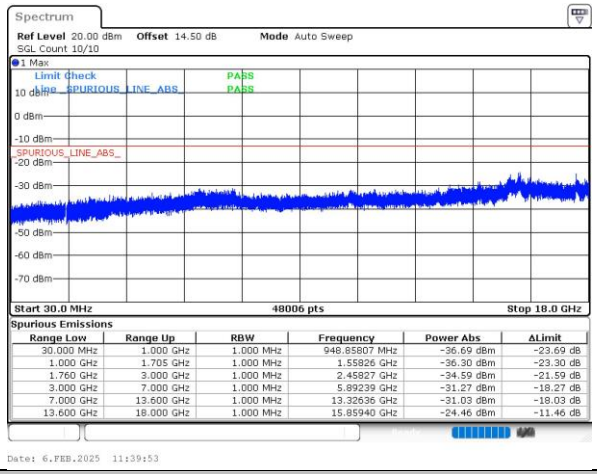

Spurious Emissions

Range Low	Range Up	RBW	Frequency	Power Abs	ΔLimit
30.000 MHz	1.000 GHz	1.000 MHz	948.85807 MHz	-36.69 dBm	-23.69 dB
1.000 GHz	1.705 GHz	1.000 MHz	1.55826 GHz	-36.30 dBm	-23.30 dB
1.760 GHz	3.000 GHz	1.000 MHz	2.45827 GHz	-34.59 dBm	-21.59 dB
3.000 GHz	7.000 GHz	1.000 MHz	5.89239 GHz	-31.27 dBm	-18.27 dB
7.000 GHz	13.600 GHz	1.000 MHz	13.32636 GHz	-31.03 dBm	-18.03 dB
13.600 GHz	18.000 GHz	1.000 MHz	15.85940 GHz	-24.46 dBm	-11.46 dB

Date: 6.FEB.2025 11:39:53

Highest Channel

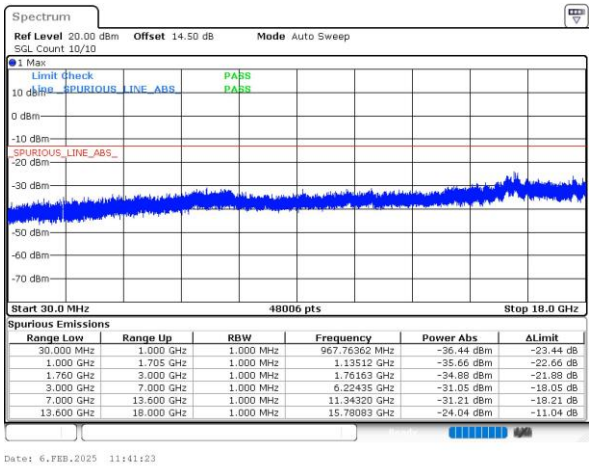

Spurious Emissions

Range Low	Range Up	RBW	Frequency	Power Abs	ΔLimit
30.000 MHz	1.000 GHz	1.000 MHz	967.76362 MHz	-36.44 dBm	-23.44 dB
1.000 GHz	1.705 GHz	1.000 MHz	1.13512 GHz	-35.66 dBm	-22.66 dB
1.760 GHz	3.000 GHz	1.000 MHz	1.76163 GHz	-34.88 dBm	-21.88 dB
3.000 GHz	7.000 GHz	1.000 MHz	6.22435 GHz	-31.05 dBm	-18.05 dB
7.000 GHz	13.600 GHz	1.000 MHz	11.34320 GHz	-31.21 dBm	-18.21 dB
13.600 GHz	18.000 GHz	1.000 MHz	15.78083 GHz	-24.04 dBm	-11.04 dB

Date: 6.FEB.2025 11:41:23

Frequency Stability

Test Conditions	Middle Channel	WCDMA Band V (RMC 12.2Kbps)	Limit 2.5ppm
Temperature (°C)	Voltage (Volt)	Deviation (ppm)	Result
50	Normal Voltage	0.0012	PASS
40	Normal Voltage	0.0002	
30	Normal Voltage	0.0008	
20(Ref.)	Normal Voltage	0.0000	
10	Normal Voltage	0.0118	
0	Normal Voltage	0.0011	
-10	Normal Voltage	0.0019	
-20	Normal Voltage	0.0006	
-30	Normal Voltage	0.0001	
20	Maximum Voltage	0.0004	
20	Normal Voltage	0.0000	
20	Battery End Point	0.0008	

Note:

1. Normal Voltage = 3.91V. ； Battery End Point (BEP) = 3.6 V.； Maximum Voltage =4.5 V
2. The frequency fundamental emissions stay within the authorized frequency block based on the frequency deviation measured is small.

Test Conditions	Middle Channel	WCDMA Band II (RMC 12.2Kbps)	Limit Note 2.
Temperature (°C)	Voltage (Volt)	Frequency Offset (△f) (Hz)	Result
50	Normal Voltage	3.9	PASS
40	Normal Voltage	4.6	
30	Normal Voltage	5.9	
20(Ref.)	Normal Voltage	5.1	
10	Normal Voltage	4.4	
0	Normal Voltage	3.7	
-10	Normal Voltage	4.7	
-20	Normal Voltage	5.5	
-30	Normal Voltage	5.8	
20	Maximum Voltage	4.3	
20	Normal Voltage	5.1	
20	Battery End Point	4.2	

Test Conditions	Middle Channel	WCDMA Band IV (RMC 12.2Kbps)	Limit Note 2.
Temperature (°C)	Voltage (Volt)	Frequency Offset (△f) (Hz)	Result
50	Normal Voltage	4.4	PASS
40	Normal Voltage	6.2	
30	Normal Voltage	5.5	
20(Ref.)	Normal Voltage	4.1	
10	Normal Voltage	5.8	
0	Normal Voltage	4.5	
-10	Normal Voltage	6.1	
-20	Normal Voltage	7.2	
-30	Normal Voltage	4.9	
20	Maximum Voltage	5.2	
20	Normal Voltage	4.1	
20	Battery End Point	4.3	

Note:

1. Normal Voltage = 3.91V. ； Battery End Point (BEP) = 3.6 V.； Maximum Voltage =4.5 V
2. The frequency fundamental emissions stay within the authorized frequency block based on the frequency deviation measured is small.

|MAX(△f)| = 5.9Hz

Frequency Stability	WCDMA Band II Frequency (MHz)	Limit Line	Result
f_L – |MAX(△f)|	1850.322094	≧ 1850MHz	PASS
f_H + |MAX(△f)|	1909.657906	≦ 1910MHz	

|MAX(△f)| = 7.2Hz

Frequency Stability	WCDMA Band IV Frequency (MHz)	Limit Line	Result
f_L – |MAX(△f)|	1710.332093	≧ 1710MHz	PASS
f_H + |MAX(△f)|	1754.667907	≦ 1755MHz	

Appendix B. Test Results of Radiated Test

Radiated Spurious Emission

Test Engineer :	Reid Huang	Temperature :	22~25℃
		Relative Humidity :	48~52%

Note: Pre-scanned harmonic for the different antennas, we choose the worst antenna mode to perform final test and record in the report.

GSM850 (GSM) ANT0									
Channel	Frequency (MHz)	ERP (dBm)	Limit (dBm)	Over Limit (dB)	SPA Reading (dBm)	S.G. Power (dBm)	TX Cable loss (dB)	TX Antenna Gain (dBi)	Polarization (H/V)
Lowest	1648.4	-57.61	-13	-44.61	-63.51	-60.84	3.98	9.36	H
	2472.6	-45.49	-13	-32.49	-55.80	-49.04	4.85	10.55	H
	3296.8	-64.73	-13	-51.73	-77.13	-69.66	5.50	12.58	H
	1648.4	-58.17	-13	-45.17	-63.96	-61.40	3.98	9.36	V
	2472.6	-47.88	-13	-34.88	-58.55	-51.43	4.85	10.55	V
	3296.8	-64.31	-13	-51.31	-77.17	-69.24	5.50	12.58	V
Middle	1672.8	-52.85	-13	-39.85	-58.69	-56.10	4.00	9.40	H
	2509.2	-48.45	-13	-35.45	-58.70	-52.02	4.88	10.60	H
	3345.6	-65.15	-13	-52.15	-77.14	-70.08	5.52	12.60	H
	1672.8	-55.61	-13	-42.61	-61.17	-58.86	4.00	9.40	V
	2509.2	-52.79	-13	-39.79	-63.37	-56.36	4.88	10.60	V
	3345.6	-64.78	-13	-51.78	-77.15	-69.71	5.52	12.60	V
Highest	1697.6	-52.11	-13	-39.11	-58.06	-55.28	4.10	9.42	H
	2546.4	-48.69	-13	-35.69	-59.00	-52.27	4.90	10.63	H
	3395.2	-65.53	-13	-52.53	-77.47	-70.45	5.55	12.62	H
	1697.6	-54.42	-13	-41.42	-60.14	-57.59	4.10	9.42	V
	2546.4	-48.05	-13	-35.05	-58.70	-51.63	4.90	10.63	V
	3395.2	-64.72	-13	-51.72	-77.22	-69.64	5.55	12.62	V

Remark: Spurious emissions within 30-1000MHz were found more than 20dB below limit line.

GSM850 (EDGE 1 Tx slots) ANT0									
Channel	Frequency (MHz)	ERP (dBm)	Limit (dBm)	Over Limit (dB)	SPA Reading (dBm)	S.G. Power (dBm)	TX Cable loss (dB)	TX Antenna Gain (dBi)	Polarization (H/V)
Lowest	1648.4	-68.33	-13	-55.33	-74.23	-71.56	3.98	9.36	H
	2472.6	-65.82	-13	-52.82	-76.13	-69.37	4.85	10.55	H
	3296.8	-64.60	-13	-51.60	-77.00	-69.53	5.50	12.58	H
	1648.4	-68.66	-13	-55.66	-74.45	-71.89	3.98	9.36	V
	2472.6	-65.76	-13	-52.76	-76.43	-69.31	4.85	10.55	V
	3296.8	-64.24	-13	-51.24	-77.10	-69.17	5.50	12.58	V
Middle	1672.8	-68.89	-13	-55.89	-74.73	-72.14	4.00	9.40	H
	2509.2	-66.24	-13	-53.24	-76.49	-69.81	4.88	10.60	H
	3345.6	-65.39	-13	-52.39	-77.38	-70.32	5.52	12.60	H
	1672.8	-68.42	-13	-55.42	-73.98	-71.67	4.00	9.40	V
	2509.2	-65.31	-13	-52.31	-75.89	-68.88	4.88	10.60	V
	3345.6	-64.71	-13	-51.71	-77.08	-69.64	5.52	12.60	V
Highest	1697.6	-68.57	-13	-55.57	-74.52	-71.74	4.10	9.42	H
	2546.4	-66.23	-13	-53.23	-76.54	-69.81	4.90	10.63	H
	3395.2	-65.28	-13	-52.28	-77.22	-70.20	5.55	12.62	H
	1697.6	-68.80	-13	-55.80	-74.52	-71.97	4.10	9.42	V
	2546.4	-65.88	-13	-52.88	-76.53	-69.46	4.90	10.63	V
	3395.2	-65.01	-13	-52.01	-77.51	-69.93	5.55	12.62	V

Remark: Spurious emissions within 30-1000MHz were found more than 20dB below limit line.

GSM1900(GSM) ANT0									
Channel	Frequency (MHz)	EIRP (dBm)	Limit (dBm)	Over Limit (dB)	SPA Reading (dBm)	S.G. Power (dBm)	TX Cable loss (dB)	TX Antenna Gain (dBi)	Polarization (H/V)
Lowest	3700.4	-64.94	-13	-51.94	-79.26	-71.70	5.82	12.58	H
	5550.6	-63.27	-13	-50.27	-80.65	-68.99	7.28	13.00	H
	7400.8	-57.47	-13	-44.47	-79.77	-60.63	8.32	11.48	H
	3700.4	-64.49	-13	-51.49	-79.1	-71.25	5.82	12.58	V
	5550.6	-62.84	-13	-49.84	-80.27	-68.56	7.28	13.00	V
	7400.8	-57.41	-13	-44.41	-79.76	-60.57	8.32	11.48	V
Middle	3760	-62.35	-13	-49.35	-76.75	-69.10	5.85	12.60	H
	5640	-58.49	-13	-45.49	-76.02	-64.29	7.30	13.10	H
	7520	-57.30	-13	-44.30	-79.19	-60.45	8.35	11.50	H
	3760	-63.68	-13	-50.68	-78.26	-70.43	5.85	12.60	V
	5640	-60.06	-13	-47.06	-77.48	-65.86	7.30	13.10	V
	7520	-58.42	-13	-45.42	-80.19	-61.57	8.35	11.50	V
Highest	3819.6	-64.04	-13	-51.04	-78.56	-70.78	5.88	12.62	H
	5729.4	-60.70	-13	-47.70	-78.48	-66.51	7.32	13.13	H
	7639.2	-57.62	-13	-44.62	-79.39	-60.78	8.38	11.54	H
	3819.6	-64.20	-13	-51.20	-78.8	-70.94	5.88	12.62	V
	5729.4	-60.85	-13	-47.85	-78.74	-66.66	7.32	13.13	V
	7639.2	-57.74	-13	-44.74	-79.34	-60.90	8.38	11.54	V

Remark: Spurious emissions within 30-1000MHz were found more than 20dB below limit line.

GSM1900 (EDGE 1 Tx slots) ANT0									
Channel	Frequency (MHz)	EIRP (dBm)	Limit (dBm)	Over Limit (dB)	SPA Reading (dBm)	S.G. Power (dBm)	TX Cable loss (dB)	TX Antenna Gain (dBi)	Polarization (H/V)
Lowest	3700.4	-64.34	-13	-51.34	-78.66	-71.10	5.82	12.58	H
	5550.6	-63.01	-13	-50.01	-80.39	-68.73	7.28	13.00	H
	7400.8	-57.37	-13	-44.37	-79.67	-60.53	8.32	11.48	H
	3700.4	-64.54	-13	-51.54	-79.15	-71.30	5.82	12.58	V
	5550.6	-63.16	-13	-50.16	-80.59	-68.88	7.28	13.00	V
	7400.8	-57.67	-13	-44.67	-80.02	-60.83	8.32	11.48	V
Middle	3760	-62.39	-13	-49.39	-76.79	-69.14	5.85	12.60	H
	5640	-61.85	-13	-48.85	-79.38	-67.65	7.30	13.10	H
	7520	-57.26	-13	-44.26	-79.15	-60.41	8.35	11.50	H
	3760	-63.80	-13	-50.80	-78.38	-70.55	5.85	12.60	V
	5640	-61.99	-13	-48.99	-79.41	-67.79	7.30	13.10	V
	7520	-57.48	-13	-44.48	-79.25	-60.63	8.35	11.50	V
Highest	3819.6	-64.33	-13	-51.33	-78.85	-71.07	5.88	12.62	H
	5729.4	-61.96	-13	-48.96	-79.74	-67.77	7.32	13.13	H
	7639.2	-57.34	-13	-44.34	-79.11	-60.50	8.38	11.54	H
	3819.6	-63.93	-13	-50.93	-78.53	-70.67	5.88	12.62	V
	5729.4	-61.97	-13	-48.97	-79.86	-67.78	7.32	13.13	V
	7639.2	-57.57	-13	-44.57	-79.17	-60.73	8.38	11.54	V

Remark: Spurious emissions within 30-1000MHz were found more than 20dB below limit line.

WCDMA Band V(RMC 12.2Kbps) ANT0									
Channel	Frequency (MHz)	ERP (dBm)	Limit (dBm)	Over Limit (dB)	SPA Reading (dBm)	S.G. Power (dBm)	TX Cable loss (dB)	TX Antenna Gain (dBi)	Polarization (H/V)
Lowest	1652.8	-68.59	-13	-55.59	-74.47	-71.82	3.98	9.36	H
	2479.2	-64.38	-13	-51.38	-74.67	-67.93	4.85	10.55	H
	3305.6	-64.74	-13	-51.74	-77.07	-69.67	5.50	12.58	H
	1652.8	-68.34	-13	-55.34	-74.09	-71.57	3.98	9.36	V
	2479.2	-63.53	-13	-50.53	-74.17	-67.08	4.85	10.55	V
	3305.6	-64.11	-13	-51.11	-76.89	-69.04	5.50	12.58	V
Middle	1672.8	-68.67	-13	-55.67	-74.51	-71.92	4.00	9.40	H
	2509.2	-64.25	-13	-51.25	-74.50	-67.82	4.88	10.60	H
	3345.6	-65.43	-13	-52.43	-77.42	-70.36	5.52	12.60	H
	1672.8	-68.84	-13	-55.84	-74.40	-72.09	4.00	9.40	V
	2509.2	-63.34	-13	-50.34	-73.92	-66.91	4.88	10.60	V
	3345.6	-65.08	-13	-52.08	-77.45	-70.01	5.52	12.60	V
Highest	1693.2	-67.33	-13	-54.33	-73.26	-70.50	4.10	9.42	H
	2539.8	-64.77	-13	-51.77	-75.06	-68.35	4.90	10.63	H
	3386.4	-65.78	-13	-52.78	-77.73	-70.70	5.55	12.62	H
	1693.2	-67.29	-13	-54.29	-72.99	-70.46	4.10	9.42	V
	2539.8	-65.01	-13	-52.01	-75.64	-68.59	4.90	10.63	V
	3386.4	-65.05	-13	-52.05	-77.52	-69.97	5.55	12.62	V

Remark: Spurious emissions within 30-1000MHz were found more than 20dB below limit line.

WCDMA Band II(RMC 12.2Kbps) ANT0									
Channel	Frequency (MHz)	EIRP (dBm)	Limit (dBm)	Over Limit (dB)	SPA Reading (dBm)	S.G. Power (dBm)	TX Cable loss (dB)	TX Antenna Gain (dBi)	Polarization (H/V)
Lowest	3704.8	-63.96	-13	-50.96	-78.28	-70.72	5.82	12.58	H
	5557.2	-61.90	-13	-48.90	-79.29	-67.62	7.28	13.00	H
	7409.6	-56.74	-13	-43.74	-78.99	-59.90	8.32	11.48	H
	3704.8	-63.52	-13	-50.52	-78.13	-70.28	5.82	12.58	V
	5557.2	-62.47	-13	-49.47	-79.89	-68.19	7.28	13.00	V
	7409.6	-56.79	-13	-43.79	-79.08	-59.95	8.32	11.48	V
Middle	3760	-63.82	-13	-50.82	-78.22	-70.57	5.85	12.60	H
	5640	-61.44	-13	-48.44	-78.97	-67.24	7.30	13.10	H
	7520	-56.63	-13	-43.63	-78.52	-59.78	8.35	11.50	H
	3760	-63.63	-13	-50.63	-78.21	-70.38	5.85	12.60	V
	5640	-61.79	-13	-48.79	-79.21	-67.59	7.30	13.10	V
	7520	-57.14	-13	-44.14	-78.91	-60.29	8.35	11.50	V
Highest	3815.2	-63.97	-13	-50.97	-78.47	-70.71	5.88	12.62	H
	5722.8	-62.19	-13	-49.19	-79.95	-68.00	7.32	13.13	H
	7630.4	-57.55	-13	-44.55	-79.30	-60.71	8.38	11.54	H
	3815.2	-63.86	-13	-50.86	-78.45	-70.60	5.88	12.62	V
	5722.8	-61.83	-13	-48.83	-79.68	-67.64	7.32	13.13	V
	7630.4	-57.44	-13	-44.44	-79	-60.60	8.38	11.54	V

Remark: Spurious emissions within 30-1000MHz were found more than 20dB below limit line.

WCDMA Band IV(RMC 12.2Kbps) ANT0									
Channel	Frequency (MHz)	EIRP (dBm)	Limit (dBm)	Over Limit (dB)	SPA Reading (dBm)	S.G. Power (dBm)	TX Cable loss (dB)	TX Antenna Gain (dBi)	Polarization (H/V)
Lowest	3424.8	-65.06	-13	-52.06	-77.28	-71.94	5.60	12.48	H
	5137.2	-62.09	-13	-49.09	-79.49	-67.77	7.10	12.78	H
	6849.6	-59.76	-13	-46.76	-79.74	-63.15	8.38	11.77	H
	3424.8	-64.29	-13	-51.29	-77.07	-71.17	5.60	12.48	V
	5137.2	-62.24	-13	-49.24	-79.58	-67.92	7.10	12.78	V
	6849.6	-59.81	-13	-46.81	-79.56	-63.20	8.38	11.77	V
Middle	3465.2	-64.91	-13	-51.91	-77.57	-71.76	5.65	12.50	H
	5197.8	-62.53	-13	-49.53	-79.99	-68.20	7.13	12.80	H
	6930.4	-59.60	-13	-46.60	-79.95	-63.00	8.40	11.80	H
	3465.2	-64.43	-13	-51.43	-77.63	-71.28	5.65	12.50	V
	5197.8	-62.38	-13	-49.38	-79.79	-68.05	7.13	12.80	V
	6930.4	-59.67	-13	-46.67	-80.03	-63.07	8.40	11.80	V
Highest	3505.2	-64.56	-13	-51.56	-77.66	-71.40	5.68	12.52	H
	5257.8	-63.15	-13	-50.15	-80.02	-68.82	7.15	12.82	H
	7010.4	-57.83	-13	-44.83	-78.55	-61.26	8.42	11.85	H
	3505.2	-64.08	-13	-51.08	-77.72	-70.92	5.68	12.52	V
	5257.8	-62.96	-13	-49.96	-79.79	-68.63	7.15	12.82	V
	7010.4	-58.49	-13	-45.49	-79.41	-61.92	8.42	11.85	V

Remark: Spurious emissions within 30-1000MHz were found more than 20dB below limit line.