FCC RF Test Report

APPLICANT	:	Motorola Mobility LLC
EQUIPMENT	:	Mobile Cellular Phone
BRAND NAME	:	Motorola
MODEL NAME	:	XT2529-1
FCC ID	:	IHDT56AV1
STANDARD	:	47 CFR Part 22(H), 24(E), 27(L)
CLASSIFICATION	:	PCS Licensed Transmitter Held to Ear (PCE)
TEST DATE(S)	:	Feb. 23, 2025 ~ Mar. 10, 2025

We, Sporton International Inc. (Kunshan), would like to declare that the tested sample has been evaluated in accordance with the procedures given in ANSI C63.26-2015 and shown compliance with the applicable technical standards.

This report contains data that were produced under subcontract by Sporton International Inc. (Shenzhen).

The test results in this report apply exclusively to the tested model / sample. Without written approval of Sporton International Inc. (Kunshan), the test report shall not be reproduced except in full.

Jason Jia

Approved by: Jason Jia

ACCREDITED
Cert #5145.02

Sporton International Inc. (Kunshan)
No. 1098, Pengxi North Road, Kunshan Economic Development Zone Jiangsu Province 215300 People's Republic of China

TABLE OF CONTENTS

REVISION HISTORY **3**

SUMMARY OF TEST RESULT **4**

1 GENERAL DESCRIPTION **5**

1.1 Applicant 5
1.2 Manufacturer 5
1.3 Product Feature of Equipment Under Test 5
1.4 Product Specification of Equipment Under Test 5
1.5 Modification of EUT 6
1.6 Maximum ERP/EIRP Power and Emission Designator 6
1.7 Testing Location 9
1.8 Test Software 9
1.9 Applicable Standards 10

2 TEST CONFIGURATION OF EQUIPMENT UNDER TEST **11**

2.1 Test Mode 11
2.2 Connection Diagram of Test System 12
2.3 Support Unit used in test configuration and system 13
2.4 Measurement Results Explanation Example 13
2.5 Frequency List of Low/Middle/High Channels 14

3 CONDUCTED TEST ITEMS **16**

3.1 Measuring Instruments 16
3.2 Test Setup 16
3.3 Test Result of Conducted Test 16
3.4 Conducted Output Power and ERP/EIRP 17
3.5 Peak-to-Average Ratio 18
3.6 Occupied Bandwidth 19
3.7 Conducted Band Edge 20
3.8 Conducted Spurious Emission 22
3.9 Frequency Stability 23

4 RADIATED TEST ITEMS **24**

4.1 Measuring Instruments 24
4.2 Test Setup 24
4.3 Test Result of Radiated Test 25
4.4 Radiated Spurious Emission 26

5 LIST OF MEASURING EQUIPMENT **27**

6 MEASUREMENT UNCERTAINTY **28**

APPENDIX A. TEST RESULTS OF CONDUCTED TEST

APPENDIX B. TEST RESULTS OF RADIATED TEST

APPENDIX C. TEST SETUP PHOTOGRAPHS

REVISION HISTORY

REPORT NO.	VERSION	DESCRIPTION	ISSUED DATE
FG520602F	Rev. 01	Initial issue of report	Mar. 20, 2025

SUMMARY OF TEST RESULT

Report Section	FCC Rule	Description	Limit	Result	Remark
3.4	§2.1046	Conducted Output Power	Reporting Only	PASS	-
	§22.913(a)(5)	Effective Radiated Power (5G NR n5, n26)	ERP < 7 Watt		
	§24.232(c)	Equivalent Isotropic Radiated Power (5G NR n2)	EIRP < 2Watt		
	§27.50(d)(4)	Equivalent Isotropic Radiated Power (5G NR n66)	EIRP < 1Watt		
3.5	§24.232(d) §27.50(j)(4)	Peak-to-Average Ratio	<13 dB	PASS	-
3.6	§2.1049	Occupied Bandwidth	Reporting Only	PASS	-
3.7	§2.1051 §22.917(a) §24.238(a) §27.53(h)	Conducted Band Edge Measurement (5G NR n5, n26) (5G NR n2) (5G NR n66)	< 43+10log10(P[Watts])	PASS	-
3.8	§2.1051 §22.917(a) §24.238(a) §27.53(h)	Conducted Spurious Emission (5G NR n5, n26) (5G NR n2) (5G NR n66)	< 43+10log10(P[Watts])	PASS	-
3.9	§2.1055 §22.355	Frequency Stability Temperature & Voltage	< 2.5 ppm for Part 22	PASS	-
	§24.235 §27.54		Within Authorized Band		
4.4	§2.1053 §22.917(a) §24.238(a) §27.53(h)	Radiated Spurious Emission (5G NR n5, n26) (5G NR n2) (5G NR n66)	< 43+10log$_{10}$(P[Watts])	PASS	Under limit 23.61 dB at 10122.00 MHz

Conformity Assessment Condition:

1. The test results (PASS/FAIL) with all measurement uncertainty excluded are presented against the regulation limits or in accordance with the requirements stipulated by the applicant/manufacturer who shall bear all the risks of non-compliance that may potentially occur if measurement uncertainty is taken into account.
2. The measurement uncertainty please refer to each test result in the section “Measurement Uncertainty”

Disclaimer:

The product specifications of the EUT presented in the test report that may affect the test assessments are declared by the manufacturer who shall take full responsibility for the authenticity.

1 General Description

1.1 Applicant

Motorola Mobility LLC
222 W,Merchandise Mart Plaza, Chicago IL 60654 USA

1.2 Manufacturer

Motorola Mobility LLC
222 W,Merchandise Mart Plaza, Chicago IL 60654 USA

1.3 Product Feature of Equipment Under Test

Product Feature	
Equipment	Mobile Cellular Phone
Brand Name	Motorola
Model Name	XT2529-1
FCC ID	IHDT56AV1
IMEI Code	Conducted : 351291190034439/351291190034447 Radiation : 351291190028753/351291190028761
HW Version	DVT2
SW Version	V2VO35.57
EUT Stage	Identical Prototype

Remark: There are three types of EUT, the differences could be referred to the XT2529-1_Operational Description of Product Equality Declaration which is exhibit separately. According to the difference, we choose sample 1 to full test.

1.4 Product Specification of Equipment Under Test

Standards-related Product Specification	
Tx Frequency	5G NR n2 : 1850 MHz ~ 1910 MHz 5G NR n5 : 824 MHz ~ 849 MHz 5G NR n26 : 824 MHz ~ 849 MHz 5G NR n66 : 1710 MHz ~ 1780 MHz
Rx Frequency	5G NR n2 : 1930 MHz ~ 1990 MHz 5G NR n5 : 869 MHz ~ 894 MHz 5G NR n26 : 869 MHz ~ 894 MHz 5G NR n66 : 2110 MHz~ 2200 MHz
Bandwidth	**For SCS 15kHz:** n2: 5MHz / 10MHz / 15MHz / 20MHz / 25MHz / 30MHz / 40MHz n5: 5MHz / 10MHz / 15MHz / 20MHz / 25MHz(DownLink only) n26: 5MHz / 10MHz / 15MHz / 20MHz n66: 5MHz / 10MHz / 15MHz / 20MHz / 25MHz / 30MHz / 35 MHz / 40MHz / 45MHz **For SCS 30kHz:** n2: 10MHz / 15MHz / 20MHz / 25MHz / 30MHz / 40MHz

	n5: 10MHz / 15MHz / 20MHz / 25MHz(DownLink only) n26: 10MHz / 15MHz / 20MHz n66: 10MHz / 15MHz / 20MHz / 25MHz / 30MHz / 35 MHz / 40MHz / 45MHz
SCS	15kHz, 30kHz
Antenna Gain	**<Ant. 0>:** n5/n26:-5.5 dBi **<Ant. 1>:** n2:-3.5 dBi n66: -2.1 dBi **<Ant. 4>:** n66: -4.3 dBi
Type of Modulation	CP-OFDM: QPSK / 16QAM / 64QAM / 256QAM DFT-s-OFDM: PI/2 BPSK / QPSK / 16QAM / 64QAM / 256QAM

Remark:

1. The maximum ERP/EIRP is calculated from max output power and max antenna gain, only the maximum ERP/EIRP are shown in the report, 5G NR n2/n66 for Ant. 1 and n5/n26 for Ant. 0.
2. All the supported ENDC combinations are verified conducted power, only the ENDC combination with highest power are shown in the report.
3. 5G NR n2/n5/n26/n66 support SCS 15kHz and 30kHz. According to the maximum power, full test 15kHz to cover 30kHz.
4. 5G NR support SA (n2/n5/n26/n66) mode and NSA(n2/n66) mode. According to the maximum power between SA and NSA mode, SA covers NSA mode for (n2/n66).
5. The device supports two PAs for 5G NR n66 (main PA, and other PA support NSA mode only), both the PAs are full tested, only the worst EIRP are shown in the report.
6. The EN-DC mode combination could be referred to the product spec.

1.5 Modification of EUT

No modifications are made to the EUT during all test items.

1.6 Maximum ERP/EIRP and Emission Designator

5G NR n2 for SCS 15kHz		PI/2 BPSK / QPSK		16QAM / 64QAM / 256QAM	
BW (MHz)	**Frequency Range (MHz)**	**Maximum EIRP(W)**	**Emission Designator (99%OBW)**	**Maximum EIRP(W)**	**Emission Designator (99%OBW)**
5	1852.5 ~ 1907.5	0.1014	4M46G7D	0.0902	4M47W7D
10	1855.0 ~ 1905.0	0.1040	9M27G7D	0.0891	9M28W7D
15	1857.5 ~ 1902.5	0.1076	14M1G7D	0.0927	14M1W7D
20	1860.0 ~ 1900.0	0.1042	18M9G7D	0.0895	18M9W7D
25	1862.5 ~ 1897.5	0.1067	23M7G7D	0.0914	23M7W7D
30	1865.0 ~ 1895.0	0.1057	28M5G7D	0.0902	28M5W7D
40	1870.0 ~ 1890.0	0.1081	38M5G7D	0.0857	38M6W7D

5G NR n2 for SCS 30kHz		PI/2 BPSK / QPSK		16QAM / 64QAM / 256QAM	
BW (MHz)	Frequency Range (MHz)	Maximum EIRP(W)	Emission Designator (99%OBW)	Maximum EIRP(W)	Emission Designator (99%OBW)
10	1855.0 ~ 1905.0	0.1074	9M27G7D	0.0849	9M28W7D
15	1857.5 ~ 1902.5	0.1050	14M1G7D	0.0830	14M1W7D
20	1860.0 ~ 1900.0	0.1042	18M9G7D	0.0824	18M9W7D
25	1862.5 ~ 1897.5	0.1016	23M7G7D	0.0817	23M7W7D
30	1865.0 ~ 1895.0	0.1067	28M5G7D	0.0902	28M5W7D
40	1870.0 ~ 1890.0	0.1076	38M5G7D	0.0863	38M6W7D

5G NR n5 for SCS 15kHz		PI/2 BPSK / QPSK		16QAM / 64QAM / 256QAM	
BW (MHz)	Frequency Range (MHz)	Maximum ERP(W)	Emission Designator (99%OBW)	Maximum ERP(W)	Emission Designator (99%OBW)
5	826.5 ~ 846.5	0.0414	4M46G7D	0.0367	4M47W7D
10	829.0 ~ 844.0	0.0395	9M26G7D	0.0352	9M28W7D
15	831.5 ~ 841.5	0.0414	14M1G7D	0.0361	14M1W7D
20	834.0 ~ 839.0	0.0417	18M9G7D	0.0352	18M9W7D

5G NR n5 for SCS 30kHz		PI/2 BPSK / QPSK		16QAM / 64QAM / 256QAM	
BW (MHz)	Frequency Range (MHz)	Maximum ERP(W)	Emission Designator (99%OBW)	Maximum ERP(W)	Emission Designator (99%OBW)
10	829.0 ~ 844.0	0.0381	9M26G7D	0.0356	9M28W7D
15	831.5 ~ 841.5	0.0398	14M1G7D	0.0355	14M1W7D
20	834.0 ~ 839.0	0.0399	18M9G7D	0.0344	18M9W7D

5G NR n26 for SCS 15kHz		PI/2 BPSK / QPSK		16QAM / 64QAM / 256QAM	
BW (MHz)	Frequency Range (MHz)	Maximum ERP(W)	Emission Designator (99%OBW)	Maximum ERP(W)	Emission Designator (99%OBW)
5	826.5 ~ 846.5	0.0424	4M46G7D	0.0390	4M47W7D
10	829.0 ~ 844.0	0.0410	9M26G7D	0.0379	9M28W7D
15	831.5 ~ 841.5	0.0424	14M1G7D	0.0389	14M1W7D
20	834.0 ~ 839.0	0.0428	18M9G7D	0.0366	18M9W7D

5G NR n26 for SCS 30kHz		PI/2 BPSK / QPSK		16QAM / 64QAM / 256QAM	
BW (MHz)	Frequency Range (MHz)	Maximum ERP(W)	Emission Designator (99%OBW)	Maximum ERP(W)	Emission Designator (99%OBW)
10	829.0 ~ 844.0	0.0391	9M26G7D	0.0377	9M28W7D
15	831.5 ~ 841.5	0.0415	14M1G7D	0.0380	14M1W7D
20	834.0 ~ 839.0	0.0416	18M9G7D	0.0369	18M9W7D

5G NR n66 for SCS 15kHz		PI/2 BPSK / QPSK		16QAM / 64QAM / 256QAM	
BW (MHz)	Frequency Range (MHz)	Maximum EIRP(W)	Emission Designator (99%OBW)	Maximum EIRP(W)	Emission Designator (99%OBW)
5	1712.5 ~ 1777.5	0.1416	4M48G7D	0.1253	4M48W7D
10	1715.0 ~ 1775.0	0.1393	9M29G7D	0.1202	9M29W7D
15	1717.5 ~ 1772.5	0.1476	14M1G7D	0.1247	14M1W7D
20	1720.0 ~ 1770.0	0.1449	18M9G7D	0.1230	18M9W7D
25	1722.5 ~ 1767.5	0.1459	23M8G7D	0.1327	23M8W7D
30	1725.0 ~ 1765.0	0.1445	28M6G7D	0.1208	28M6W7D
35	1727.5 ~ 1762.5	0.1435	33M5G7D	0.1208	33M5W7D
40	1730.0 ~ 1760.0	0.1449	38M5G7D	0.1211	38M6W7D
45	1732.5 ~ 1757.5	0.1535	43M3G7D	0.1213	43M2W7D

5G NR n66 for SCS 30kHz		PI/2 BPSK / QPSK		16QAM / 64QAM / 256QAM	
BW (MHz)	Frequency Range (MHz)	Maximum EIRP(W)	Emission Designator (99%OBW)	Maximum EIRP(W)	Emission Designator (99%OBW)
10	1715.0 ~ 1775.0	0.1445	9M29G7D	0.1343	9M29W7D
15	1717.5 ~ 1772.5	0.1479	14M1G7D	0.1245	14M1W7D
20	1720.0 ~ 1770.0	0.1476	18M9G7D	0.1239	18M9W7D
25	1722.5 ~ 1767.5	0.1479	23M8G7D	0.1233	23M8W7D
30	1725.0 ~ 1765.0	0.1479	28M6G7D	0.1245	28M6W7D
35	1727.5 ~ 1762.5	0.1462	33M5G7D	0.1211	33M5W7D
40	1730.0 ~ 1760.0	0.1449	38M5G7D	0.1222	38M6W7D
45	1732.5 ~ 1757.5	0.1483	43M3G7D	0.1225	43M2W7D

Note:

1. 5G NR n26 overlaps the entire frequency range of 5G NR n5. Therefore, the test results provided in this report covers 5G NR n5 and the portion of 5G NR n26 subject to Part 22.
2. All modulations have been tested, only the worst test results of PSK & QAM are shown in the report.

1.7 Testing Location

Sporton International Inc. (Kunshan) is accredited to ISO/IEC 17025:2017 by American Association for Laboratory Accreditation with Certificate Number 5145.02.

Test Firm	Sporton International Inc. (Kunshan)		
Test Site Location	No. 1098, Pengxi North Road, Kunshan Economic Development Zone Jiangsu Province 215300 People's Republic of China TEL : +86-512-57900158		
Test Site No.	**Sporton Site No.**	**FCC Designation No.**	**FCC Test Firm Registration No.**
	TH01-KS	CN1257	314309

Sporton International Inc. (ShenZhen) is accredited to ISO/IEC 17025:2017 by American Association for Laboratory Accreditation with Certificate Number 5145.01.

Test Firm	Sporton International Inc. (ShenZhen)		
Test Site Location	101, 1st Floor, Block B, Building 1, No. 2, Tengfeng 4th Road, Fenghuang Community, Fuyong Street, Baoan District, Shenzhen City, Guangdong Province 518103 People's Republic of China TEL: +86-755-86066985		
Test Site No.	**Sporton Site No.**	**FCC Designation No.**	**FCC Test Firm Registration No.**
	03CH02-SZ	CN1256	421272

Test data subcontracted: Radiated Spurious Emission test case in section 4 of this report

1.8 Test Software

Item	Site	Manufacture	Name	Version
1.	TH01-KS	Tonscend	JS1120-3 test system China_210602	3.3.10
2.	03CH02-SZ	AUDIX	E3	6.2009-8-24a

1.9 Applicable Standards

According to the specifications of the manufacturer, the EUT must comply with the requirements of the following standards:

- 47 CFR Part 22(H), 24(E), 27(L)
- ANSI C63.26-2015
- FCC KDB 971168 D01 Power Meas License Digital Systems v03r01
- FCC KDB 412172 D01 Determining ERP and EIRP v01r01

Remark:

All test items were verified and recorded according to the standards and without any deviation during the test.

2 Test Configuration of Equipment Under Test

2.1 Test Mode

Antenna port conducted and radiated test items are performed according to KDB 971168 D01 Power Meas License Digital Systems v03r01 with maximum output power.

For radiated measurement, pre-scanned in three orthogonal panels, X, Y, Z. The worst cases (Z plane) were recorded in this report.

The device is investigated from 30MHz to 10 times of fundamental signal for radiated spurious emission test under different RB size/offset and modulations in exploratory test. Subsequently, only the worst case emissions are reported.

Orthogonal Planes of EUT	X Plane	Y Plane	Z Plane

Test Items	5G NR	Bandwidth (MHz)									Modulation					RB #		Test Channel		
		5	10	15	20	25	30	35	40	45	PI/2 BPSK	QPSK	16QAM	64QAM	256QAM	1	Full	L	M	H
Max. Output Power	n2	v	v	v	v	v	v	-	v	-	v	v	v	v	v	v	v	v	v	v
	n5	v	v	v	v		-	-	-	-	v	v	v	v	v	v	v	v	v	v
	n25	v	v	v	v	-	-		-	-	v	v	v	v	v	v	v	v	v	v
	n66	v	v	v	v	v	v	v	v	v	v	v	v	v	v	v	v	v	v	v
Peak-to-Average Ratio	n2				v			-		-	v	v					v		v	
	n26				v	-	-	-	-	-	v	v					v		v	
	n66				v						v	v					v		v	
26dB and 99% Bandwidth	n2	v	v	v	v	v	v	-	v	-		v	v	v	v		v		v	
	n26	v	v	v	v	-	-	-	-	-		v	v	v	v		v		v	
	n66	v	v	v	v	v	v	v	v	v		v	v	v	v		v		v	
Conducted Band Edge	n2	v			v			-	v	-	v	v				v	v	v		v
	n26	v	v		v	-	-	-	-	-	v	v				v	v	v		v
	n66	v				v				v	v	v				v	v	v		v
Conducted Spurious Emission	n2	v			v			-	v	-	v	v				v		v	v	v
	n26	v	v		v	-	-	-	-	-	v	v				v		v	v	v
	n66	v				v				v	v	v				v		v	v	v
Frequency	n2				v			-		-		v					v		v	

Test Items	5G NR	Bandwidth (MHz)									Modulation					RB #		Test Channel		
		5	10	15	20	25	30	35	40	45	PI/2 BPSK	QPSK	16QAM	64QAM	256QAM	1	Full	L	M	H
Stability	n26				v	-	-	-	-	-		v					v		v	
	n66				v							v					v		v	
E.R.P / E.I.R.P	n2	v	v	v	v	v	v	-	v	-	v	v	v	v	v	v	v	v	v	v
	n5	v	v	v	v		-	-	-	-	v	v	v	v	v	v	v	v	v	v
	n26	v	v	v	v	-	-	-	-	-	v	v	v	v	v	v	v	v	v	v
	n66	v	v	v	v	v	v	v	v	v	v	v	v	v	v	v	v	v	v	v
Radiated Spurious Emission	n2	Worst Case																v	v	v
	n26	Worst Case																v	v	v
	n66	Worst Case																v	v	v
Note	1. The mark "**v** " means that this configuration is chosen for testing 2. The mark "-" means that this bandwidth is not supported. 3. The device is investigated from 30MHz to 10 times of fundamental signal for radiated spurious emission test under different RB size/offset and modulations in exploratory test. Subsequently, only the worst case emissions are reported. 4. Frequency Stability：Normal Voltage = 3.91V ；Low Voltage =3.45V. ；High Voltage =4.5V																			

2.2 Connection Diagram of Test System

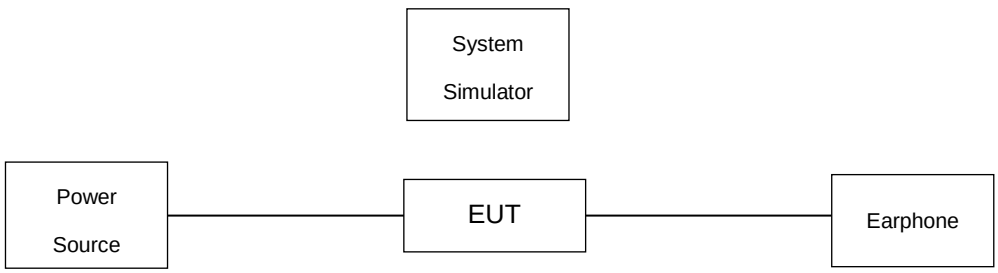

This example is connection diagram of EUT test configurations.

. For detail, please refer to test mode configuration and setup photographs for each test item.

The EUT has been configuration operated in a manner tended to maximize its emission characteristics in a typical application.

2.3 Support Unit used in test configuration and system

Item	Equipment	Trade Name	Model No.	FCC ID	Data Cable	Power Cord
1.	DC Power Supply	GW	GPS-3030D	N/A	N/A	Unshielded, 1.8 m
2.	LTE Base Station	Anritsu	MT8821C	N/A	N/A	Unshielded, 1.8 m
3.	NR Base Station	Anritsu	MT8000A	N/A	N/A	Unshielded, 1.8 m
4.	Earphone	N/A	N/A	N/A	N/A	N/A

2.4 Measurement Results Explanation Example

For all conducted test items:

The offset level is set in the spectrum analyzer to compensate the RF cable loss between EUT conducted output port and spectrum analyzer. With the offset compensation, the spectrum analyzer reading level is exactly the EUT RF output level.

The spectrum analyzer offset is derived from RF cable loss and attenuator factor.

Offset = RF cable loss.

Following shows an offset computation example with cable loss 8.0 dB.

Example :

Offset(dB) = RF cable loss(dB).

= 8.0 (dB)

2.5 Frequency List of Low/Middle/High Channels

5G NR n2 Channel and Frequency List				
BW [MHz]	Channel/Frequency(MHz)	Lowest	Middle	Highest
40	Channel	374000	376000	378000
	Frequency	1870	1880	1890
30	Channel	373000	376000	379000
	Frequency	1865	1880	1895
25	Channel	372500	376000	379500
	Frequency	1862.5	1880	1897.5
20	Channel	372000	376000	380000
	Frequency	1860	1880	1900
15	Channel	371500	376000	380500
	Frequency	1857.5	1880	1902.5
10	Channel	371000	376000	381000
	Frequency	1855	1880	1905
5	Channel	370500	376000	381500
	Frequency	1852.5	1880	1907.5

5G NR n5 Channel and Frequency List				
BW [MHz]	Channel/Frequency(MHz)	Lowest	Middle	Highest
20	Channel	166800	167300	167800
	Frequency	834	836.5	839
15	Channel	166300	167300	168300
	Frequency	831.5	836.5	841.5
10	Channel	165800	167300	168800
	Frequency	829	836.5	844
5	Channel	165300	167300	169300
	Frequency	826.5	836.5	846.5

5G NR n26 Channel and Frequency List				
BW [MHz]	Channel/Frequency(MHz)	Lowest	Middle	Highest
20	Channel	166800	167300	167800
	Frequency	834	836.5	839
15	Channel	166300	167300	168300
	Frequency	831.5	836.5	841.5
10	Channel	165800	167300	168800
	Frequency	829	836.5	844
5	Channel	165300	167300	169300
	Frequency	826.5	836.5	846.5

5G NR n66 Channel and Frequency List				
BW [MHz]	Channel/Frequency(MHz)	Lowest	Middle	Highest
45	Channel	426500	429000	431500
	Frequency	1732.5	1745	1757.5
40	Channel	346000	349000	352000
	Frequency	1730	1745	1760
35	Channel	425500	429000	432500
	Frequency	1727.5	1745	1762.5
30	Channel	345000	349000	353000
	Frequency	1725	1745	1765
25	Channel	344500	349000	353500
	Frequency	1722.5	1745	1767.5
20	Channel	344000	349000	354000
	Frequency	1720	1745	1770
15	Channel	343500	349000	354500
	Frequency	1717.5	1745	1772.5
10	Channel	343000	349000	355000
	Frequency	1715	1745	1775
5	Channel	342500	349000	355500
	Frequency	1712.5	1745	1777.5

3 Conducted Test Items

3.1 Measuring Instruments

See list of measuring instruments of this test report.

3.2 Test Setup

3.2.1 Conducted Output Power



3.2.2 Peak-to-Average Ratio, Occupied Bandwidth ,Conducted Band-Edge and Conducted Spurious Emission

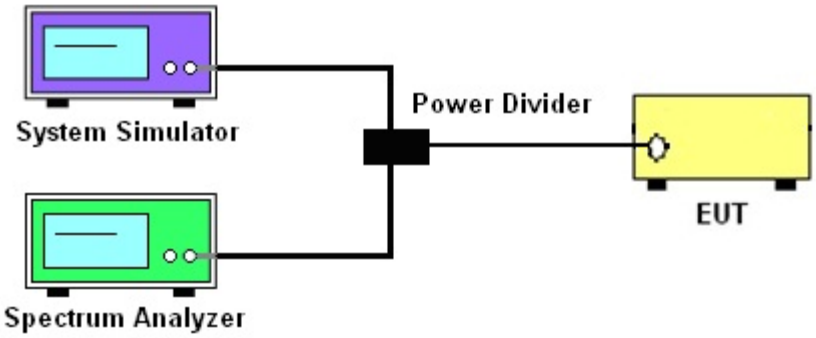

3.2.3 Frequency Stability

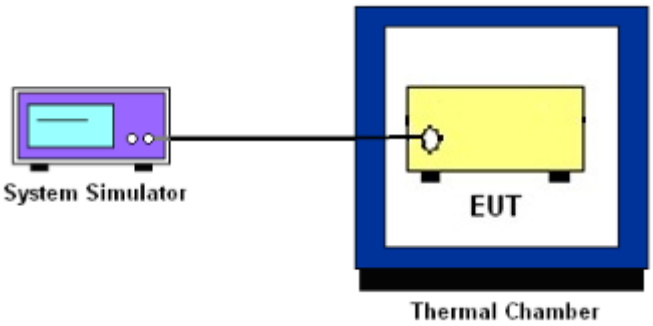

3.3 Test Result of Conducted Test

Please refer to Appendix A.

3.4 Conducted Output Power and ERP/EIRP

3.4.1 Description of the Conducted Output Power Measurement and ERP/EIRP Measurement

A system simulator was used to establish communication with the EUT. Its parameters were set to force the EUT transmitting at maximum output power. The measured power in the radio frequency on the transmitter output terminals shall be reported.

The ERP of mobile transmitters must not exceed 7 Watts for 5G NR n5, n26.

The EIRP of mobile transmitters must not exceed 2 Watts for 5G NR n2.

The EIRP of mobile transmitters must not exceed 1 Watts for 5G NR n66.

According to KDB 412172 D01 Power Approach,

EIRP = $P_T + G_T – L_C$, ERP = EIRP -2.15, where

P_T = transmitter output power in dBm

G_T = gain of the transmitting antenna in dBi

L_C = signal attenuation in the connecting cable between the transmitter and antenna in dB

3.4.2 Test Procedures

1. The testing follows ANSI C63.26 Section 5.2
2. The transmitter output port was connected to the system simulator.
3. Set EUT at maximum power through the system simulator.
4. Select lowest, middle, and highest channels for each band and different modulation.
5. Measure and record the power level from the system simulator.

3.5 Peak-to-Average Ratio

3.5.1 Description of the PAR Measurement

Power Complementary Cumulative Distribution Function (CCDF) curves provide a means for characterizing the power peaks of a digitally modulated signal on a statistical basis. A CCDF curve depicts the probability of the peak signal amplitude exceeding the average power level. Most contemporary measurement instrumentation include the capability to produce CCDF curves for an input signal provided that the instrument's resolution bandwidth can be set wide enough to accommodate the entire input signal bandwidth. In measuring transmissions in this band using an average power technique, the peak-to-average ratio (PAR) of the transmission may not exceed 13 dB.

3.5.2 Test Procedures

1. The testing follows ANSI C63.26 Section 5.2.3.4 (CCDF).
2. The EUT was connected to spectrum and system simulator via a power divider.
3. Set the CCDF (Complementary Cumulative Distribution Function) option in spectrum analyzer.
4. The highest RF powers were measured and recorded the maximum PAPR level associated with a probability of 0.1 %.
5. Record the deviation as Peak to Average Ratio.

3.6 Occupied Bandwidth

3.6.1 Description of Occupied Bandwidth Measurement

The occupied bandwidth is the width of a frequency band such that, below the lower and above the upper frequency limits, the mean powers emitted are each equal to a specified percentage 0.5% of the total mean transmitted power.

The 26 dB emission bandwidth is defined as the frequency range between two points, one above and one below the carrier frequency, at which the spectral density of the emission is attenuated 26 dB below the maximum in-band spectral density of the modulated signal. Spectral density (power per unit bandwidth) is to be measured with a detector of resolution bandwidth equal to approximately 1.0% of the emission bandwidth.

3.6.2 Test Procedures

1. The testing follows ANSI C63.26 Section 5.4
2. The EUT was connected to spectrum analyzer and system simulator via a power divider.
3. The spectrum analyzer center frequency is set to the nominal EUT channel center frequency. The span range for the spectrum analyzer shall be between two and five times the anticipated OBW.
4. The nominal resolution bandwidth (RBW) shall be in the range of 1 to 5 % of the anticipated OBW, and the VBW shall be at least 3 times the RBW.
5. Set the detection mode to peak, and the trace mode to max hold.
6. Determine the reference value: Set the EUT to transmit a modulated signal. Allow the trace to stabilize. Set the spectrum analyzer marker to the highest level of the displayed trace.
   (this is the reference value)
7. Determine the “-26 dB down amplitude” as equal to (Reference Value – X).
8. Place two markers, one at the lowest and the other at the highest frequency of the envelope of the spectral display such that each marker is at or slightly below the “–X dB down amplitude” determined in step 6. If a marker is below this “-X dB down amplitude” value it shall be placed as close as possible to this value. The OBW is the positive frequency difference between the two markers.
9. Use the 99 % power bandwidth function of the spectrum analyzer and report the measured bandwidth.

3.7 Conducted Band Edge

3.7.1 Description of Conducted Band Edge Measurement

22.917(a)

For operations in the 824 – 849 MHz band, the FCC limit is 43 + $10\log_{10}$(P[Watts]) dB below the transmitter power P(Watts) in a 100kHz bandwidth. However, in the 1MHz bands immediately outside and adjacent to the licensee's frequency block, a resolution bandwidth of at least one percent of the emission bandwidth of the fundamental emission of the transmitter may be employed.

24.238 (a)

For operations in the 1850-1910 and 1930-1990 MHz band, the FCC limit is 43 + $10\log_{10}$(P[Watts]) dB below the transmitter power P(Watts) in a 1MHz bandwidth. However, in the 1 MHz bands immediately outside and adjacent to the frequency block a resolution bandwidth of at least one percent of the emission bandwidth of the fundamental emission of the transmitter may be employed.

27.53 (h)

For operations in the 1710 – 1755 MHz band, the FCC limit is 43 + $10\log_{10}$(P[Watts]) dB below the transmitter power P(Watts) in a 1 MHz bandwidth. However, in the 1MHz bands immediately outside and adjacent to the licensee's frequency block, a resolution bandwidth of at least one percent of the emission bandwidth of the fundamental emission of the transmitter may be employed.

3.7.2 Test Procedures

1. The testing follows ANSI C63.26 section 5.7
2. The EUT was connected to spectrum analyzer and system simulator via a power divider.
3. The band edges of low and high channels for the highest RF powers were measured.
4. Set RBW >= 1% EBW in the 1MHz band immediately outside and adjacent to the band edge.
5. Beyond the 1 MHz band from the band edge, RBW=1MHz was used or a narrower RBW was used (generally limited to no less than 1% of the OBW) and the measured power was integrated over the full required measurement bandwidth.
6. Set spectrum analyzer with RMS detector.
7. The RF fundamental frequency should be excluded against the limit line in the operating frequency band.
8. Checked that all the results comply with the emission limit line.

   Example:

   The limit line is derived from 43 + 10log(P)dB below the transmitter power P(Watts)

   = P(W)- [43 + 10log(P)] (dB)

   = [30 + 10log(P)] (dBm) - [43 + 10log(P)] (dB) = -13dBm.
9. When using the integration method, the starting frequency of the integration shall be centered at one-half of the RBW away from the band edge.

3.8 Conducted Spurious Emission

3.8.1 Description of Conducted Spurious Emission Measurement

The power of any emission outside of the authorized operating frequency ranges must be lower than the transmitter power (P) by a factor of at least 43 + 10 log (P) dB.

It is measured by means of a calibrated spectrum analyzer and scanned from 30 MHz up to a frequency including its 10th harmonic.

3.8.2 Test Procedures

1. The testing follows ANSI C63.26 section 5.7
2. The EUT was connected to spectrum analyzer and system simulator via a power divider.
3. The RF output of EUT was connected to the spectrum analyzer by RF cable and attenuator. The path loss was compensated to the results for each measurement.
4. The middle channel for the highest RF power within the transmitting frequency was measured.
5. The conducted spurious emission for the whole frequency range was taken.
6. Make the measurement with the spectrum analyzer's RBW = 1MHz, VBW = 3MHz.
7. Set spectrum analyzer with RMS detector.
8. Taking the record of maximum spurious emission.
9. The RF fundamental frequency should be excluded against the limit line in the operating frequency band.
10. The limit line is derived from 43 + 10log(P)dB below the transmitter power P(Watts)
    = P(W)- [43 + 10log(P)] (dB)
    = [30 + 10log(P)] (dBm) - [43 + 10log(P)] (dB)
    = -13dBm.

3.9 Frequency Stability

3.9.1 Description of Frequency Stability Measurement

The frequency stability shall be measured by variation of ambient temperature and variation of primary supply voltage to ensure that the fundamental emission stays within the authorized frequency block. The frequency stability of the transmitter shall be maintained within ±0.00025% (±2.5ppm) of the center frequency.

3.9.2 Test Procedures for Temperature Variation

1. The testing follows ANSI C63.26 section 5.6.4
2. The EUT was set up in the thermal chamber and connected with the system simulator.
3. With power OFF, the temperature was decreased to -30°C and the EUT was stabilized before testing. Power was applied and the maximum change in frequency was recorded within one minute.
4. With power OFF, the temperature was raised in 10°C step up to 50°C. The EUT was stabilized at each step for at least half an hour. Power was applied and the maximum frequency change was recorded within one minute.

3.9.3 Test Procedures for Voltage Variation

1. The testing follows ANSI C63.26 section 5.6.5
2. The EUT was placed in a temperature chamber at 20±5°C and connected with the system simulator.
3. The power supply voltage to the EUT was varied from 85% to 115% of the nominal value for other than hand carried battery equipment.
4. For hand carried, battery powered equipment, reduce the primary ac or dc supply voltage to the battery operating end point, which shall be specified by the manufacturer.
5. The variation in frequency was measured for the worst case.

4 Radiated Test Items

4.1 Measuring Instruments

See list of measuring instruments of this test report.

4.2 Test Setup

4.2.1 For radiated test below 30MHz

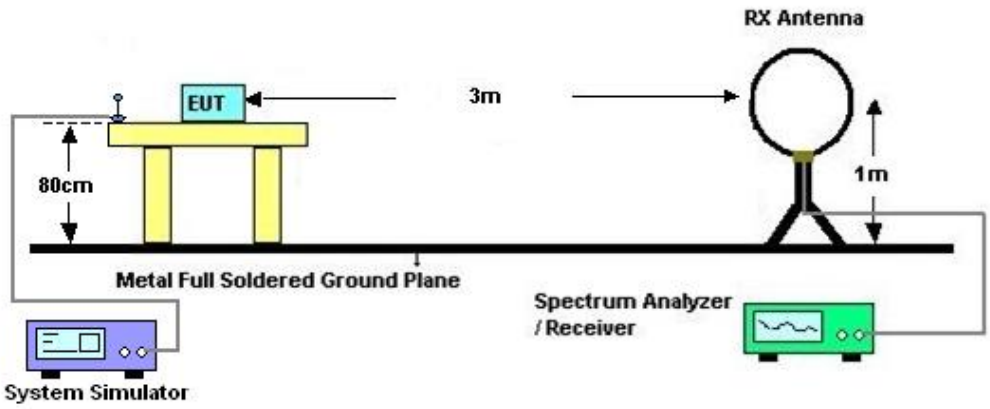

4.2.2 For radiated test from 30MHz to 1GHz

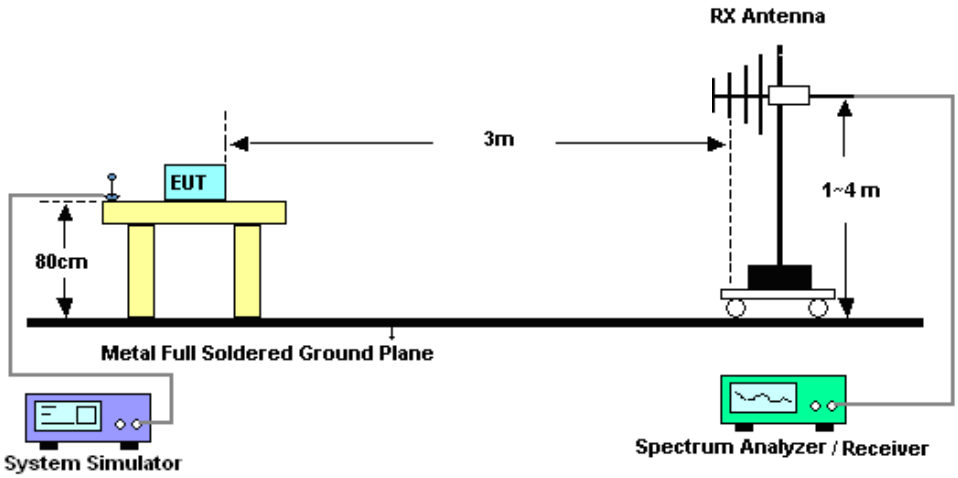

4.2.3 For radiated test above 1GHz

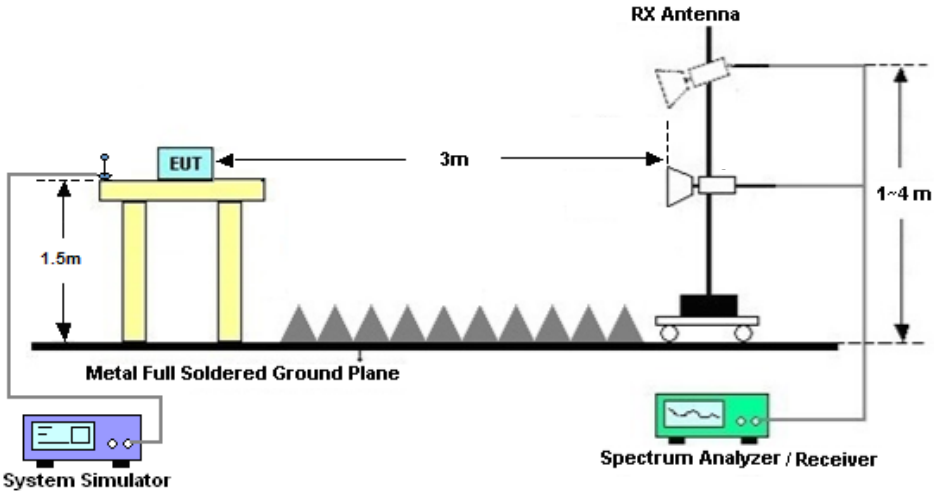

4.3 Test Result of Radiated Test

The low frequency, which started from 9 kHz to 30MHz, was pre-scanned and the result which was 20dB lower than the limit line was not reported.

Please refer to Appendix B.

4.4 Radiated Spurious Emission

4.4.1 Description of Radiated Spurious Emission

The radiated spurious emission was measured by substitution method according to ANSI C63.26. The power of any emission outside of the authorized operating frequency ranges must be attenuated below the transmitter power (P) by a factor of at least 43 + 10 log (P) dB.

The spectrum is scanned from 30 MHz up to a frequency including its 10th harmonic.

4.4.2 Test Procedures

1. The testing follows ANSI C63.26 Section 5.5
2. The EUT was placed on a turntable with 0.8 meter height for frequency below 1GHz and 1.5 meter height for frequency above 1GHz respectively above ground.
3. The EUT was set 3 meters from the receiving antenna mounted on the antenna tower.
4. The table was rotated 360 degrees to determine the position of the highest spurious emission.
5. The height of the receiving antenna is varied between 1m to 4m to search the maximum spurious emission for both horizontal and vertical polarizations.
6. During the measurement, the system simulator parameters were set to force the EUT transmitting at maximum output power.
7. Make the measurement with the spectrum analyzer's RBW = 1MHz, VBW = 3MHz, taking the record of maximum spurious emission.
8. A horn antenna was substituted in place of the EUT and was driven by a signal generator.
9. Tune the output power of signal generator to the same emission level with EUT maximum spurious emission.
10. EIRP (dBm) = S.G. Power – Tx Cable Loss + Tx Antenna Gain
11. ERP (dBm) = EIRP - 2.15
12. The RF fundamental frequency should be excluded against the limit line in the operating frequency band.
    The limit line is derived from 43 + 10log(P)dB below the transmitter power P(Watts)
    = P(W)- [43 + 10log(P)] (dB)
    = [30 + 10log(P)] (dBm) - [43 + 10log(P)] (dB)
    = -13dBm.

5 List of Measuring Equipment

Instrument	Manufacturer	Model No.	Serial No.	Characteristics	Calibration Date	Test Date	Due Date	Remark
Spectrum Analyzer	R&S	FSV40	101040	10Hz~40GHz	Oct. 10, 2024	Feb. 26, 2025~ Mar. 10, 2025	Oct. 09, 2025	Conducted (TH01-KS)
Pulse Power Senor	Anritsu	MA2411B	0917070	300MHz~40GHz	Jan. 02, 2025	Feb. 26, 2025~ Mar. 10, 2025	Jan. 01, 2026	Conducted (TH01-KS)
Power Meter	Anritsu	ML2495A	1005002	50MHz Bandwidth	Jan. 02, 2025	Feb. 26, 2025~ Mar. 10, 2025	Jan. 01, 2026	Conducted (TH01-KS)
EXA Spectrum Analyzer	KEYSIGHT	N9010A	MY55150213	10Hz~44GHz	Jul. 03, 2024	Feb. 23, 2025	Jul. 02, 2025	Radiation (03CH02-SZ)
Loop Antenna	R&S	HFH2-Z2E	101141	9kHz~30MHz	Dec. 28, 2024	Feb. 23, 2025	Dec. 27, 2025	Radiation (03CH02-SZ)
Bilog Antenna	TeseQ	CBL6112D	35407	30MHz-2GHz	Oct. 24, 2023	Feb. 23, 2025	Oct. 23, 2025	Radiation (03CH02-SZ)
Double Ridge Horn Antenna	ETS-Lindgren	3117	00119436	1GHz~18GHz	Jul. 04, 2024	Feb. 23, 2025	Jul. 04, 2025	Radiation (03CH02-SZ)
HF Amplifier	MITEQ	TTA1840-35 -HG	1871923	18GHz~40GHz	Jul. 03, 2024	Feb. 23, 2025	Jul. 03, 2025	Radiation (03CH02-SZ)
SHF-EHF Horn	com-power	AH-840	101071	18Ghz-40GHz	Apr. 09, 2024	Feb. 23, 2025	Apr. 08, 2025	Radiation (03CH02-SZ)
LF Amplifier	Burgeon	BPA-530	102211	0.01~3000Mhz	Oct. 18, 2024	Feb. 23, 2025	Oct. 17, 2025	Radiation (03CH02-SZ)
HF Amplifier	MITEQ	AMF-7D-00 101800-30-1 0P-R	1943528	1GHz~18GHz	Oct. 14, 2024	Feb. 23, 2025	Oct. 13, 2025	Radiation (03CH02-SZ)
HF Amplifier	KEYSIGHT	83017A	MY53270105	0.5GHz~26.5Ghz	Oct. 14, 2024	Feb. 23, 2025	Oct. 13, 2025	Radiation (03CH02-SZ)
AC Power Source	Chroma	61601	616010003043	N/A	Oct. 18, 2024	Feb. 23, 2025	Oct. 17, 2025	Radiation (03CH02-SZ)
Turn Table	Chaintek	T-200	N/A	0~360 degree	NCR	Feb. 23, 2025	NCR	Radiation (03CH02-SZ)
Antenna Mast	Chaintek	MBS-400	N/A	1 m~4 m	NCR	Feb. 23, 2025	NCR	Radiation (03CH02-SZ)

NCR: No Calibration Required

6 Measurement Uncertainty

The measurement uncertainties shown below were calculated in accordance with the requirements of ANSI 63.26-2015. All the measurement uncertainty value were shown with a coverage K=2 to indicate 95% level of confidence. The measurement data show herein meets or exceeds the CISPR measurement uncertainty values specified in CISPR 16-4-2 and can be compared directly to specified limit to determine compliance.

Uncertainty of Conducted Measurement

Conducted Spurious Emission & Bandedge	**±2.26 dB**
Occupied Channel Bandwidth	**±0.1%**
Conducted Power	**±0.46 dB**
Peak to Average Ratio	**±0.46 dB**
Frequency Stability	**±0.4 Hz**

Uncertainty of Radiated Emission Measurement (30MHz~1GHz)

Measuring Uncertainty for a Level of Confidence of 95% (U = 2Uc(y))	**2.47 dB**

Uncertainty of Radiated Emission Measurement (1GHz~18GHz)

Measuring Uncertainty for a Level of Confidence of 95% (U = 2Uc(y))	**3.31 dB**

Uncertainty of Radiated Emission Measurement (18GHz~40GHz)

Measuring Uncertainty for a Level of Confidence of 95% (U = 2Uc(y))	**3.72 dB**

---------- THE END ----------

Appendix A. Test Results of Conducted Test

Test Engineer :	Simle Wang	**Temperature :**	22~23℃
		Relative Humidity :	40~42%

Software Version: 23.06.1602

FR1 N2 (SCS15kHz)

Transmitter Conducted Output Power And EIRP, (G_T - L_C)= -3.5dBi

NR Band	SCS	Band Width	Arfcn	Freq (MHz)	Modulation	RB	Conducted Power(dBm)	EIRP (dBm)	EIRP (W)
2	15	5	370500	1852.5	DFT-s-OFDM QPSK	12@6	23.56	20.06	0.1014
2	15	5	370500	1852.5	DFT-s-OFDM QPSK	1@1	23.56	20.06	0.1014
2	15	5	370500	1852.5	DFT-s-OFDM QPSK	1@23	23.14	19.64	0.0920
2	15	5	370500	1852.5	DFT-s-OFDM 16 QAM	12@6	22.88	19.38	0.0867
2	15	5	370500	1852.5	DFT-s-OFDM 16 QAM	1@1	23	19.5	0.0891
2	15	5	370500	1852.5	DFT-s-OFDM 16 QAM	1@23	22.61	19.11	0.0815
2	15	5	376000	1880	DFT-s-OFDM QPSK	12@6	23.56	20.06	0.1014
2	15	5	376000	1880	DFT-s-OFDM QPSK	1@1	23.56	20.06	0.1014
2	15	5	376000	1880	DFT-s-OFDM QPSK	1@23	23.19	19.69	0.0931
2	15	5	376000	1880	DFT-s-OFDM 16 QAM	12@6	22.91	19.41	0.0873
2	15	5	376000	1880	DFT-s-OFDM 16 QAM	1@1	23.05	19.55	0.0902
2	15	5	376000	1880	DFT-s-OFDM 16 QAM	1@23	22.77	19.27	0.0845
2	15	5	381500	1907.5	DFT-s-OFDM QPSK	12@6	23.51	20.01	0.1002
2	15	5	381500	1907.5	DFT-s-OFDM QPSK	1@1	23.51	20.01	0.1002
2	15	5	381500	1907.5	DFT-s-OFDM QPSK	1@23	23.01	19.51	0.0893
2	15	5	381500	1907.5	DFT-s-OFDM 16 QAM	12@6	22.8	19.3	0.0851
2	15	5	381500	1907.5	DFT-s-OFDM 16 QAM	1@1	22.98	19.48	0.0887
2	15	5	381500	1907.5	DFT-s-OFDM 16 QAM	1@23	22.49	18.99	0.0793
2	15	10	371000	1855	DFT-s-OFDM QPSK	25@12	23.4	19.9	0.0977
2	15	10	371000	1855	DFT-s-OFDM QPSK	1@1	23.35	19.85	0.0966
2	15	10	371000	1855	DFT-s-OFDM QPSK	1@50	23.33	19.83	0.0962
2	15	10	371000	1855	DFT-s-OFDM 16 QAM	25@12	22.91	19.41	0.0873
2	15	10	371000	1855	DFT-s-OFDM 16 QAM	1@1	22.85	19.35	0.0861
2	15	10	371000	1855	DFT-s-OFDM 16 QAM	1@50	22.88	19.38	0.0867
2	15	10	376000	1880	DFT-s-OFDM QPSK	25@12	23.67	20.17	0.1040
2	15	10	376000	1880	DFT-s-OFDM QPSK	1@1	23.34	19.84	0.0964
2	15	10	376000	1880	DFT-s-OFDM QPSK	1@50	23.48	19.98	0.0995
2	15	10	376000	1880	DFT-s-OFDM 16 QAM	25@12	22.99	19.49	0.0889
2	15	10	376000	1880	DFT-s-OFDM 16 QAM	1@1	22.82	19.32	0.0855
2	15	10	376000	1880	DFT-s-OFDM 16 QAM	1@50	23	19.5	0.0891
2	15	10	381000	1905	DFT-s-OFDM QPSK	25@12	23.51	20.01	0.1002
2	15	10	381000	1905	DFT-s-OFDM QPSK	1@1	22.87	19.37	0.0865
2	15	10	381000	1905	DFT-s-OFDM QPSK	1@50	23.29	19.79	0.0953
2	15	10	381000	1905	DFT-s-OFDM 16 QAM	25@12	22.81	19.31	0.0853
2	15	10	381000	1905	DFT-s-OFDM 16 QAM	1@1	22.35	18.85	0.0767
2	15	10	381000	1905	DFT-s-OFDM 16 QAM	1@50	22.74	19.24	0.0839
2	15	15	371500	1857.5	DFT-s-OFDM QPSK	36@18	23.57	20.07	0.1016
2	15	15	371500	1857.5	DFT-s-OFDM QPSK	1@1	23.55	20.05	0.1012
2	15	15	371500	1857.5	DFT-s-OFDM QPSK	1@77	23.44	19.94	0.0986

2	15	15	371500	1857.5	DFT-s-OFDM 16 QAM	36@18	23.05	19.55	0.0902
2	15	15	371500	1857.5	DFT-s-OFDM 16 QAM	1@1	23.07	19.57	0.0906
2	15	15	371500	1857.5	DFT-s-OFDM 16 QAM	1@77	23.02	19.52	0.0895
2	15	15	376000	1880	DFT-s-OFDM QPSK	36@18	23.82	20.32	0.1076
2	15	15	376000	1880	DFT-s-OFDM QPSK	1@1	23.48	19.98	0.0995
2	15	15	376000	1880	DFT-s-OFDM QPSK	1@77	23.57	20.07	0.1016
2	15	15	376000	1880	DFT-s-OFDM 16 QAM	36@18	23.17	19.67	0.0927
2	15	15	376000	1880	DFT-s-OFDM 16 QAM	1@1	22.99	19.49	0.0889
2	15	15	376000	1880	DFT-s-OFDM 16 QAM	1@77	23.08	19.58	0.0908
2	15	15	380500	1902.5	DFT-s-OFDM QPSK	36@18	23.39	19.89	0.0975
2	15	15	380500	1902.5	DFT-s-OFDM QPSK	1@1	23.09	19.59	0.0910
2	15	15	380500	1902.5	DFT-s-OFDM QPSK	1@77	23.42	19.92	0.0982
2	15	15	380500	1902.5	DFT-s-OFDM 16 QAM	36@18	22.72	19.22	0.0836
2	15	15	380500	1902.5	DFT-s-OFDM 16 QAM	1@1	22.58	19.08	0.0809
2	15	15	380500	1902.5	DFT-s-OFDM 16 QAM	1@77	22.92	19.42	0.0875
2	15	20	372000	1860	DFT-s-OFDM QPSK	50@25	23.52	20.02	0.1005
2	15	20	372000	1860	DFT-s-OFDM QPSK	1@1	23.31	19.81	0.0957
2	15	20	372000	1860	DFT-s-OFDM QPSK	1@104	23.04	19.54	0.0899
2	15	20	372000	1860	DFT-s-OFDM 16 QAM	50@25	23.02	19.52	0.0895
2	15	20	372000	1860	DFT-s-OFDM 16 QAM	1@1	22.82	19.32	0.0855
2	15	20	372000	1860	DFT-s-OFDM 16 QAM	1@104	22.59	19.09	0.0811
2	15	20	376000	1880	DFT-s-OFDM QPSK	50@25	23.68	20.18	0.1042
2	15	20	376000	1880	DFT-s-OFDM QPSK	1@1	23.19	19.69	0.0931
2	15	20	376000	1880	DFT-s-OFDM QPSK	1@104	23.07	19.57	0.0906
2	15	20	376000	1880	DFT-s-OFDM 16 QAM	50@25	23.01	19.51	0.0893
2	15	20	376000	1880	DFT-s-OFDM 16 QAM	1@1	22.66	19.16	0.0824
2	15	20	376000	1880	DFT-s-OFDM 16 QAM	1@104	22.59	19.09	0.0811
2	15	20	380000	1900	DFT-s-OFDM QPSK	50@25	23.14	19.64	0.0920
2	15	20	380000	1900	DFT-s-OFDM QPSK	1@1	23.2	19.7	0.0933
2	15	20	380000	1900	DFT-s-OFDM QPSK	1@104	23.12	19.62	0.0916
2	15	20	380000	1900	DFT-s-OFDM 16 QAM	50@25	22.48	18.98	0.0791
2	15	20	380000	1900	DFT-s-OFDM 16 QAM	1@1	22.67	19.17	0.0826
2	15	20	380000	1900	DFT-s-OFDM 16 QAM	1@104	22.58	19.08	0.0809
2	15	25	372500	1862.5	DFT-s-OFDM QPSK	64@32	23.57	20.07	0.1016
2	15	25	372500	1862.5	DFT-s-OFDM QPSK	1@1	23.3	19.8	0.0955
2	15	25	372500	1862.5	DFT-s-OFDM QPSK	1@131	23.12	19.62	0.0916
2	15	25	372500	1862.5	DFT-s-OFDM 16 QAM	64@32	23.05	19.55	0.0902
2	15	25	372500	1862.5	DFT-s-OFDM 16 QAM	1@1	22.81	19.31	0.0853
2	15	25	372500	1862.5	DFT-s-OFDM 16 QAM	1@131	22.69	19.19	0.0830
2	15	25	376000	1880	DFT-s-OFDM QPSK	64@32	23.78	20.28	0.1067
2	15	25	376000	1880	DFT-s-OFDM QPSK	1@1	23.28	19.78	0.0951
2	15	25	376000	1880	DFT-s-OFDM QPSK	1@131	23.07	19.57	0.0906
2	15	25	376000	1880	DFT-s-OFDM 16 QAM	64@32	23.11	19.61	0.0914
2	15	25	376000	1880	DFT-s-OFDM 16 QAM	1@1	22.77	19.27	0.0845
2	15	25	376000	1880	DFT-s-OFDM 16 QAM	1@131	22.61	19.11	0.0815
2	15	25	379500	1897.5	DFT-s-OFDM QPSK	64@32	23.26	19.76	0.0946
2	15	25	379500	1897.5	DFT-s-OFDM QPSK	1@1	23.41	19.91	0.0979

2	15	25	379500	1897.5	DFT-s-OFDM QPSK	1@131	23.22	19.72	0.0938
2	15	25	379500	1897.5	DFT-s-OFDM 16 QAM	64@32	22.59	19.09	0.0811
2	15	25	379500	1897.5	DFT-s-OFDM 16 QAM	1@1	22.93	19.43	0.0877
2	15	25	379500	1897.5	DFT-s-OFDM 16 QAM	1@131	22.67	19.17	0.0826
2	15	30	373000	1865	DFT-s-OFDM QPSK	80@40	23.74	20.24	0.1057
2	15	30	373000	1865	DFT-s-OFDM QPSK	1@1	23.51	20.01	0.1002
2	15	30	373000	1865	DFT-s-OFDM QPSK	1@158	23.55	20.05	0.1012
2	15	30	373000	1865	DFT-s-OFDM 16 QAM	80@40	22.85	19.35	0.0861
2	15	30	373000	1865	DFT-s-OFDM 16 QAM	1@1	22.47	18.97	0.0789
2	15	30	373000	1865	DFT-s-OFDM 16 QAM	1@158	22.99	19.49	0.0889
2	15	30	376000	1880	DFT-s-OFDM QPSK	80@40	23.7	20.2	0.1047
2	15	30	376000	1880	DFT-s-OFDM QPSK	1@1	23.42	19.92	0.0982
2	15	30	376000	1880	DFT-s-OFDM QPSK	1@158	22.98	19.48	0.0887
2	15	30	376000	1880	DFT-s-OFDM 16 QAM	80@40	23.05	19.55	0.0902
2	15	30	376000	1880	DFT-s-OFDM 16 QAM	1@1	22.48	18.98	0.0791
2	15	30	376000	1880	DFT-s-OFDM 16 QAM	1@158	22.36	18.86	0.0769
2	15	30	379000	1895	DFT-s-OFDM QPSK	80@40	23.29	19.79	0.0953
2	15	30	379000	1895	DFT-s-OFDM QPSK	1@1	23.61	20.11	0.1026
2	15	30	379000	1895	DFT-s-OFDM QPSK	1@158	23.28	19.78	0.0951
2	15	30	379000	1895	DFT-s-OFDM 16 QAM	80@40	22.83	19.33	0.0857
2	15	30	379000	1895	DFT-s-OFDM 16 QAM	1@1	22.87	19.37	0.0865
2	15	30	379000	1895	DFT-s-OFDM 16 QAM	1@158	22.67	19.17	0.0826
2	15	40	374000	1870	DFT-s-OFDM PI/2 BPSK	108@54	23.71	20.21	0.1050
2	15	40	374000	1870	DFT-s-OFDM PI/2 BPSK	1@1	23.07	19.57	0.0906
2	15	40	374000	1870	DFT-s-OFDM PI/2 BPSK	1@214	23.23	19.73	0.0940
2	15	40	374000	1870	DFT-s-OFDM QPSK	108@54	23.74	20.24	0.1057
2	15	40	374000	1870	DFT-s-OFDM QPSK	1@1	23.01	19.51	0.0893
2	15	40	374000	1870	DFT-s-OFDM QPSK	1@214	23.28	19.78	0.0951
2	15	40	374000	1870	DFT-s-OFDM 16 QAM	108@54	22.72	19.22	0.0836
2	15	40	374000	1870	DFT-s-OFDM 16 QAM	1@1	22.02	18.52	0.0711
2	15	40	374000	1870	DFT-s-OFDM 16 QAM	1@214	22.22	18.72	0.0745
2	15	40	374000	1870	DFT-s-OFDM 64 QAM	108@54	21.26	17.76	0.0597
2	15	40	374000	1870	DFT-s-OFDM 64 QAM	1@1	20.85	17.35	0.0543
2	15	40	374000	1870	DFT-s-OFDM 64 QAM	1@214	20.98	17.48	0.0560
2	15	40	374000	1870	DFT-s-OFDM 256 QAM	108@54	19.23	15.73	0.0374
2	15	40	374000	1870	DFT-s-OFDM 256 QAM	1@1	19.1	15.6	0.0363
2	15	40	374000	1870	DFT-s-OFDM 256 QAM	1@214	19.37	15.87	0.0386
2	15	40	374000	1870	CP-OFDM QPSK	108@54	22.2	18.7	0.0741
2	15	40	374000	1870	CP-OFDM QPSK	1@1	21.59	18.09	0.0644
2	15	40	374000	1870	CP-OFDM QPSK	1@214	21.8	18.3	0.0676
2	15	40	376000	1880	DFT-s-OFDM PI/2 BPSK	108@54	23.77	20.27	0.1064
2	15	40	376000	1880	DFT-s-OFDM PI/2 BPSK	1@1	23.02	19.52	0.0895
2	15	40	376000	1880	DFT-s-OFDM PI/2 BPSK	1@214	23.17	19.67	0.0927
2	15	40	376000	1880	DFT-s-OFDM QPSK	108@54	23.84	20.34	0.1081
2	15	40	376000	1880	DFT-s-OFDM QPSK	1@1	23.08	19.58	0.0908
2	15	40	376000	1880	DFT-s-OFDM QPSK	1@214	23.27	19.77	0.0948
2	15	40	376000	1880	DFT-s-OFDM 16 QAM	108@54	22.83	19.33	0.0857

2	15	40	376000	1880	DFT-s-OFDM 16 QAM	1@1	22.07	18.57	0.0719
2	15	40	376000	1880	DFT-s-OFDM 16 QAM	1@214	22.2	18.7	0.0741
2	15	40	376000	1880	DFT-s-OFDM 64 QAM	108@54	21.35	17.85	0.0610
2	15	40	376000	1880	DFT-s-OFDM 64 QAM	1@1	20.77	17.27	0.0533
2	15	40	376000	1880	DFT-s-OFDM 64 QAM	1@214	21.01	17.51	0.0564
2	15	40	376000	1880	DFT-s-OFDM 256 QAM	108@54	19.29	15.79	0.0379
2	15	40	376000	1880	DFT-s-OFDM 256 QAM	1@1	19.05	15.55	0.0359
2	15	40	376000	1880	DFT-s-OFDM 256 QAM	1@214	19.24	15.74	0.0375
2	15	40	376000	1880	CP-OFDM QPSK	108@54	22.3	18.8	0.0759
2	15	40	376000	1880	CP-OFDM QPSK	1@1	21.6	18.1	0.0646
2	15	40	376000	1880	CP-OFDM QPSK	1@214	21.83	18.33	0.0681
2	15	40	378000	1890	DFT-s-OFDM PI/2 BPSK	108@54	23.8	20.3	0.1072
2	15	40	378000	1890	DFT-s-OFDM PI/2 BPSK	1@1	23.09	19.59	0.0910
2	15	40	378000	1890	DFT-s-OFDM PI/2 BPSK	1@214	23.25	19.75	0.0944
2	15	40	378000	1890	DFT-s-OFDM QPSK	108@54	23.81	20.31	0.1074
2	15	40	378000	1890	DFT-s-OFDM QPSK	1@1	23.14	19.64	0.0920
2	15	40	378000	1890	DFT-s-OFDM QPSK	1@214	23.31	19.81	0.0957
2	15	40	378000	1890	DFT-s-OFDM 16 QAM	108@54	22.82	19.32	0.0855
2	15	40	378000	1890	DFT-s-OFDM 16 QAM	1@1	22.14	18.64	0.0731
2	15	40	378000	1890	DFT-s-OFDM 16 QAM	1@214	22.29	18.79	0.0757
2	15	40	378000	1890	DFT-s-OFDM 64 QAM	108@54	21.36	17.86	0.0611
2	15	40	378000	1890	DFT-s-OFDM 64 QAM	1@1	20.82	17.32	0.0540
2	15	40	378000	1890	DFT-s-OFDM 64 QAM	1@214	20.97	17.47	0.0558
2	15	40	378000	1890	DFT-s-OFDM 256 QAM	108@54	19.31	15.81	0.0381
2	15	40	378000	1890	DFT-s-OFDM 256 QAM	1@1	19.21	15.71	0.0372
2	15	40	378000	1890	DFT-s-OFDM 256 QAM	1@214	19.32	15.82	0.0382
2	15	40	378000	1890	CP-OFDM QPSK	108@54	22.29	18.79	0.0757
2	15	40	378000	1890	CP-OFDM QPSK	1@1	21.63	18.13	0.0650
2	15	40	378000	1890	CP-OFDM QPSK	1@214	21.69	18.19	0.0659

Frequency Stability

NR Band	SCS (kHz)	Bandwidth (MHz)	Arfcn	Freq (MHz)	Modulation	RB	Deviation (Hz)	Verdict	Environment
2	15	20	376000	1880.0	DFT-s-OFDM QPSK	100@0	7.2	**PASS**	NV
2	15	20	376000	1880.0	DFT-s-OFDM QPSK	100@0	4.3	**PASS**	LV
2	15	20	376000	1880.0	DFT-s-OFDM QPSK	100@0	4	**PASS**	HV
2	15	20	376000	1880.0	DFT-s-OFDM QPSK	100@0	9.3	**PASS**	-30℃
2	15	20	376000	1880.0	DFT-s-OFDM QPSK	100@0	9.2	**PASS**	-20℃
2	15	20	376000	1880.0	DFT-s-OFDM QPSK	100@0	15.6	**PASS**	-10℃
2	15	20	376000	1880.0	DFT-s-OFDM QPSK	100@0	13.7	**PASS**	0℃
2	15	20	376000	1880.0	DFT-s-OFDM QPSK	100@0	7.9	**PASS**	10℃
2	15	20	376000	1880.0	DFT-s-OFDM QPSK	100@0	7.2	**PASS**	20℃
2	15	20	376000	1880.0	DFT-s-OFDM QPSK	100@0	13.6	**PASS**	30℃
2	15	20	376000	1880.0	DFT-s-OFDM QPSK	100@0	9	**PASS**	40℃
2	15	20	376000	1880.0	DFT-s-OFDM QPSK	100@0	7.9	**PASS**	50℃

|MAX(△f)| =15.6 Hz

requency Stability	Frequency (MHz)	Limit Line	Result
fL – |MAX(△f)|	1850.511984	≧ 1850 MHz	PASS
fH + |MAX(△f)|	1908.395416	≦ 1910 MHz	

Peak to Average Ratio

NR Band	SCS (kHz)	Bandwidth (MHz)	Arfcn	Freq (MHz)	Modulation	RB	Result (dB)	Limit (dB)	Verdict
2	15	20	376000	1880.0	DFT-s-OFDM PI/2 BPSK	100@0	4.14	13	**PASS**
2	15	20	376000	1880.0	DFT-s-OFDM QPSK	100@0	5.24	13	**PASS**

N2(20M)_DFT-s-OFDM_PI_2-BPSK_Outer_Full_Mid_CH

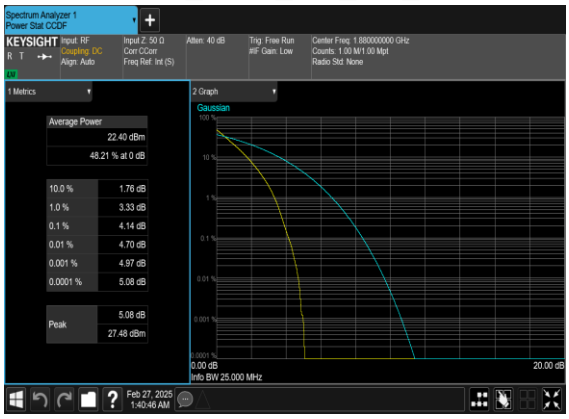

N2(20M)_DFT-s-OFDM_QPSK_Outer_Full_Mid_CH

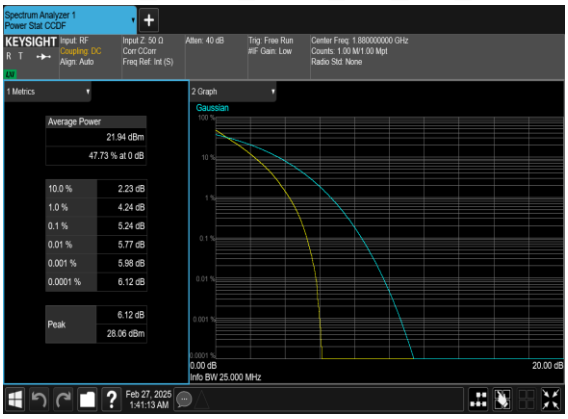

Occupied Bandwidth

NR Band	SCS (kHz)	Bandwidth (MHz)	Arfcn	Freq (MHz)	Modulation	RB	OBW (MHz)	26dB BW (MHz)
2	15	5	376000	1880.0	CP-OFDM QPSK	25@0	4.4649	4.864
2	15	5	376000	1880.0	CP-OFDM 16 QAM	25@0	4.4674	4.848
2	15	5	376000	1880.0	CP-OFDM 64 QAM	25@0	4.471	4.726
2	15	5	376000	1880.0	CP-OFDM 256 QAM	25@0	4.4698	4.729
2	15	10	376000	1880.0	CP-OFDM QPSK	52@0	9.2689	9.847
2	15	10	376000	1880.0	CP-OFDM 16 QAM	52@0	9.2786	9.784
2	15	10	376000	1880.0	CP-OFDM 64 QAM	52@0	9.2724	9.826
2	15	10	376000	1880.0	CP-OFDM 256 QAM	52@0	9.2591	9.817
2	15	15	376000	1880.0	CP-OFDM QPSK	79@0	14.111	14.68
2	15	15	376000	1880.0	CP-OFDM 16 QAM	79@0	14.034	14.72
2	15	15	376000	1880.0	CP-OFDM 64 QAM	79@0	14.1	14.7
2	15	15	376000	1880.0	CP-OFDM 256 QAM	79@0	14.084	14.78
2	15	20	376000	1880.0	CP-OFDM QPSK	106@0	18.905	19.71
2	15	20	376000	1880.0	CP-OFDM 16 QAM	106@0	18.865	19.58
2	15	20	376000	1880.0	CP-OFDM 64 QAM	106@0	18.876	19.75
2	15	20	376000	1880.0	CP-OFDM 256 QAM	106@0	18.889	19.75
2	15	25	376000	1880.0	CP-OFDM QPSK	133@0	23.734	24.91
2	15	25	376000	1880.0	CP-OFDM 16 QAM	133@0	23.739	24.85
2	15	25	376000	1880.0	CP-OFDM 64 QAM	133@0	23.712	24.81
2	15	25	376000	1880.0	CP-OFDM 256 QAM	133@0	23.707	24.75
2	15	30	376000	1880.0	CP-OFDM QPSK	160@0	28.516	29.65
2	15	30	376000	1880.0	CP-OFDM 16 QAM	160@0	28.548	29.81
2	15	30	376000	1880.0	CP-OFDM 64 QAM	160@0	28.531	29.58
2	15	30	376000	1880.0	CP-OFDM 256 QAM	160@0	28.512	29.53
2	15	40	376000	1880.0	CP-OFDM QPSK	216@0	38.524	39.98
2	15	40	376000	1880.0	CP-OFDM 16 QAM	216@0	38.576	40.11
2	15	40	376000	1880.0	CP-OFDM 64 QAM	216@0	38.554	39.88
2	15	40	376000	1880.0	CP-OFDM 256 QAM	216@0	38.496	39.88

N2(5M)_CP-OFDM_QPSK_Outer_Full_Mid_CH

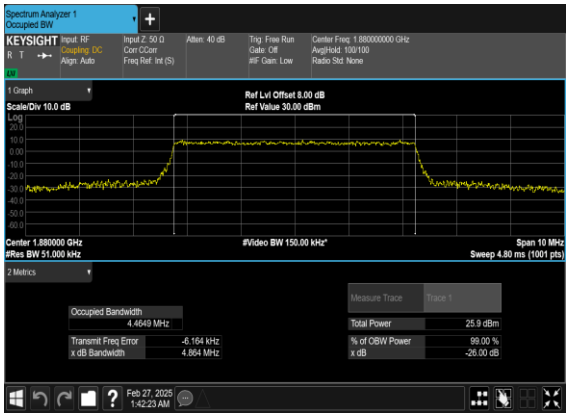

N2(5M)_CP-OFDM_16QAM_Outer_Full_Mid_CH

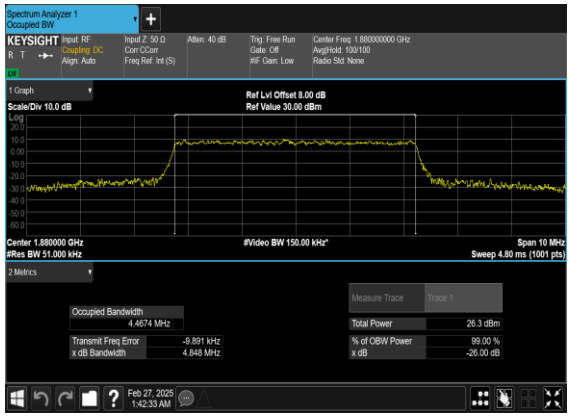

N2(5M)_CP-OFDM_64QAM_Outer_Full_Mid_CH

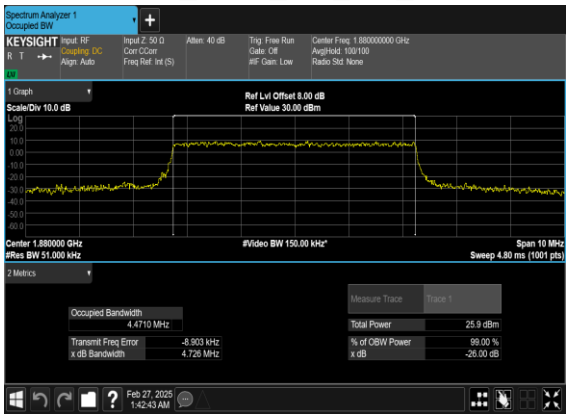

N2(5M)_CP-OFDM_256QAM_Outer_Full_Mid_CH

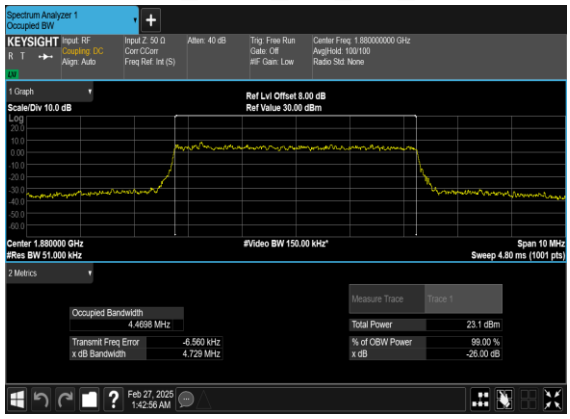

N2(10M)_CP-OFDM_QPSK_Outer_Full_Mid_CH

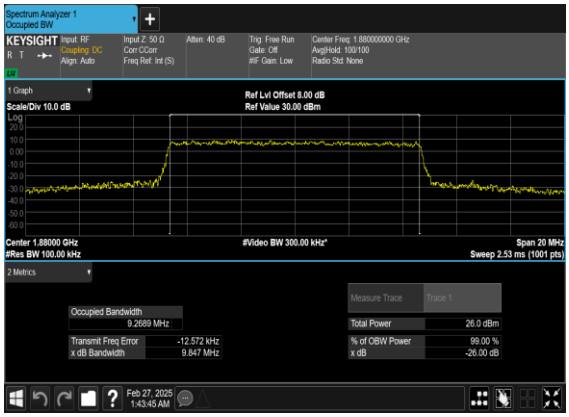

N2(10M)_CP-OFDM_16QAM_Outer_Full_Mid_CH

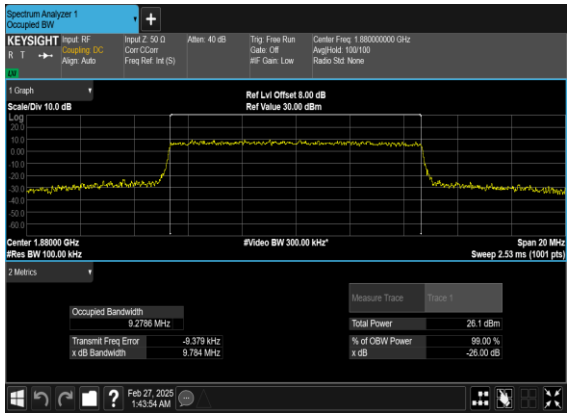

N2(10M)_CP-OFDM_64QAM_Outer_Full_Mid_CH

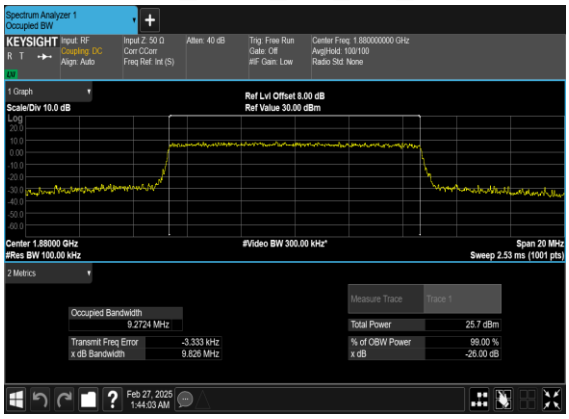

N2(10M)_CP-OFDM_256QAM_Outer_Full_Mid_CH

N2(15M)_CP-OFDM_QPSK_Outer_Full_Mid_CH

N2(15M)_CP-OFDM_16QAM_Outer_Full_Mid_CH

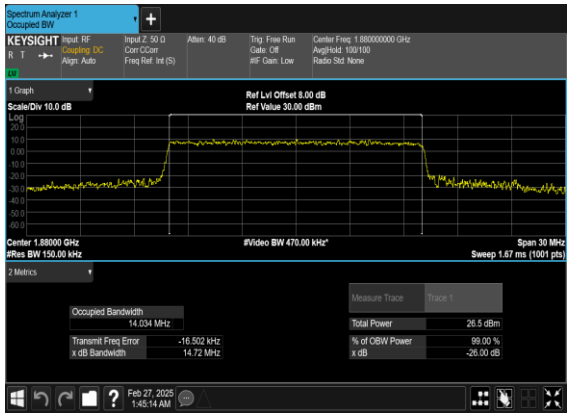

N2(15M)_CP-OFDM_64QAM_Outer_Full_Mid_CH

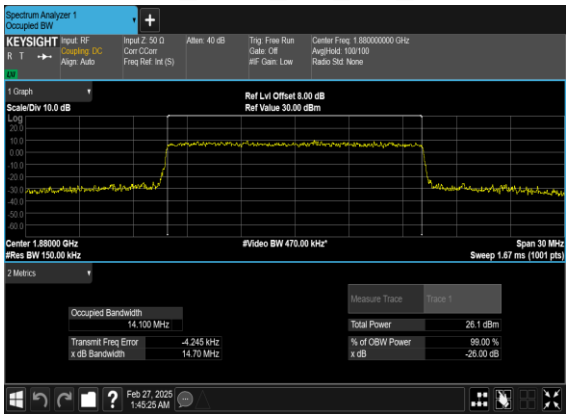

N2(15M)_CP-OFDM_256QAM_Outer_Full_Mid_CH

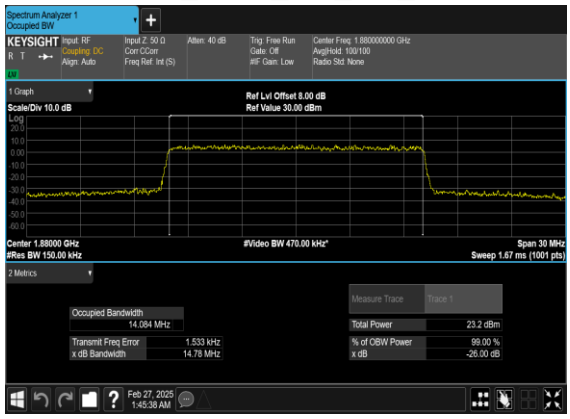

N2(20M)_CP-OFDM_QPSK_Outer_Full_Mid_CH

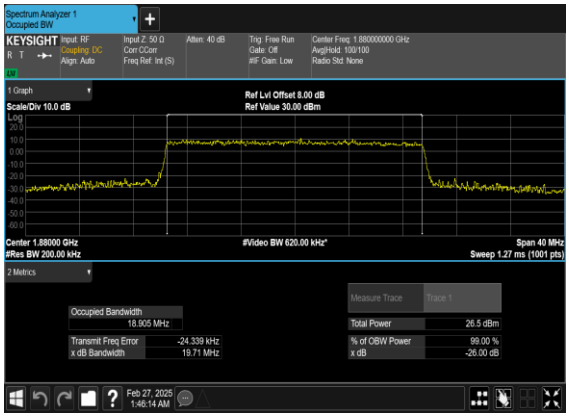

N2(20M)_CP-OFDM_16QAM_Outer_Full_Mid_CH

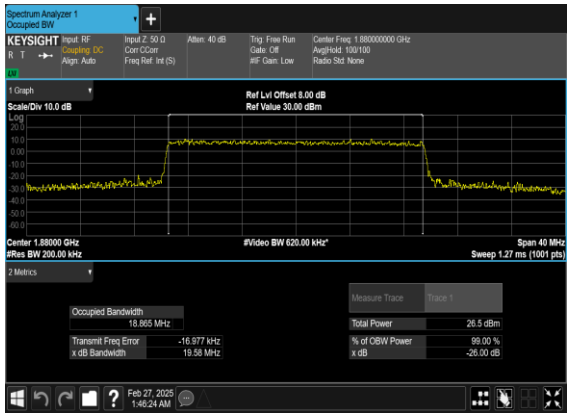

N2(20M)_CP-OFDM_64QAM_Outer_Full_Mid_CH

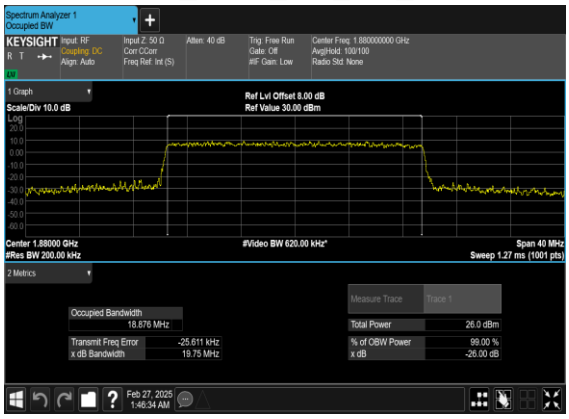

N2(20M)_CP-OFDM_256QAM_Outer_Full_Mid_CH

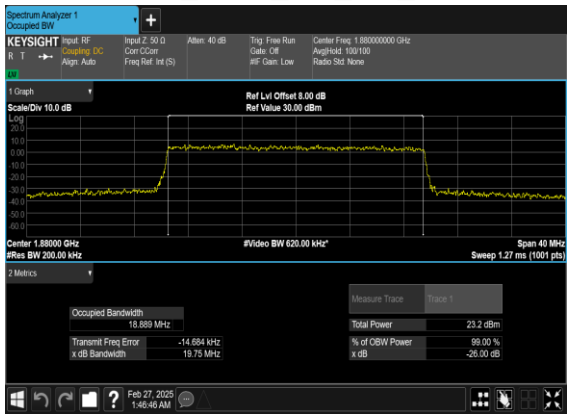

N2(25M)_CP-OFDM_QPSK_Outer_Full_Mid_CH

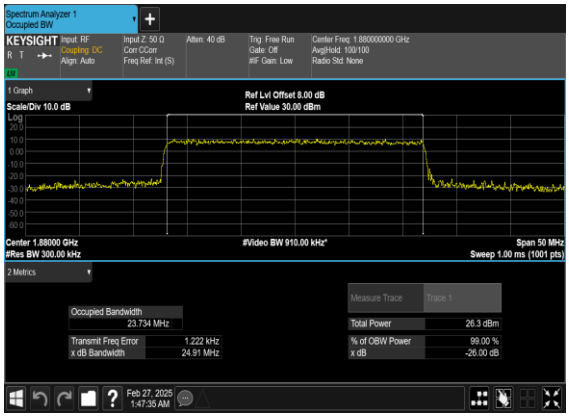

N2(25M)_CP-OFDM_16QAM_Outer_Full_Mid_CH

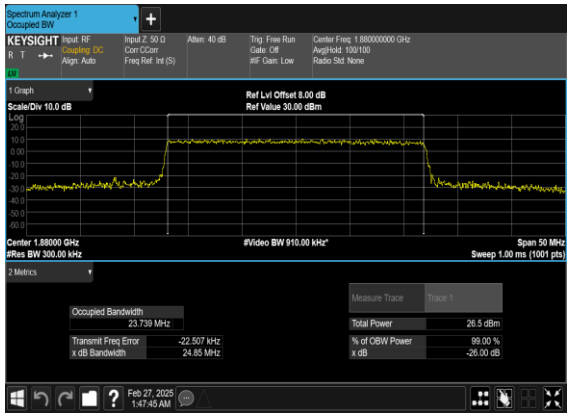

N2(25M)_CP-OFDM_64QAM_Outer_Full_Mid_CH

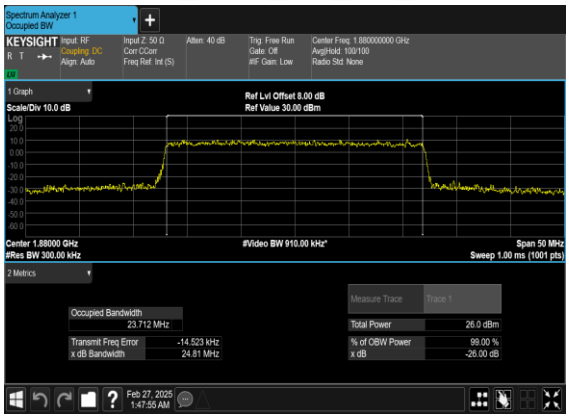

N2(25M)_CP-OFDM_256QAM_Outer_Full_Mid_CH

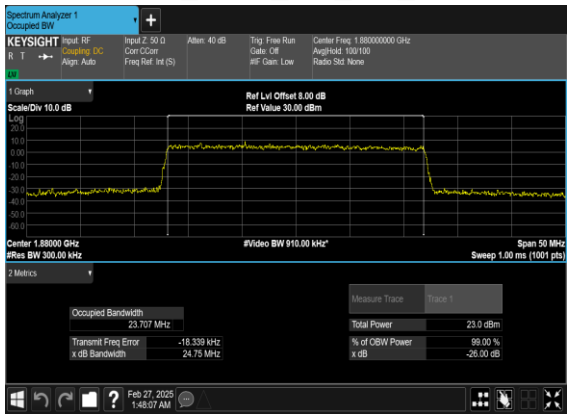

N2(30M)_CP-OFDM_QPSK_Outer_Full_Mid_CH

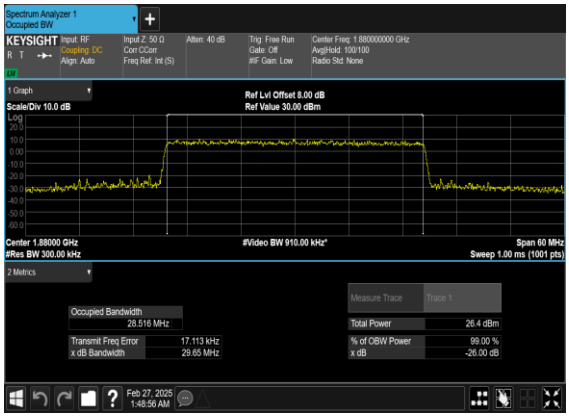

N2(30M)_CP-OFDM_16QAM_Outer_Full_Mid_CH

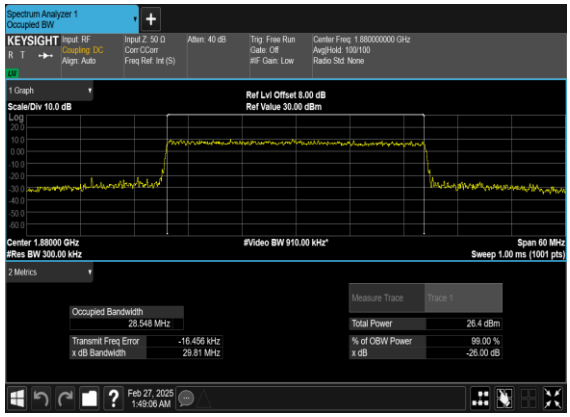

N2(30M)_CP-OFDM_64QAM_Outer_Full_Mid_CH

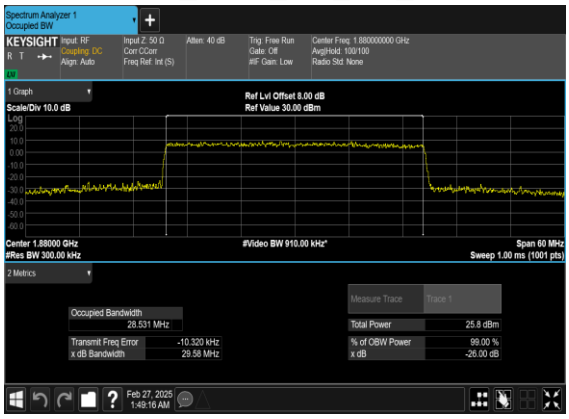

N2(30M)_CP-OFDM_256QAM_Outer_Full_Mid_CH

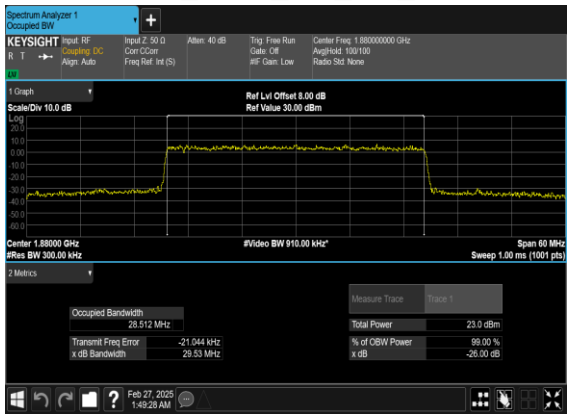

N2(40M)_CP-OFDM_QPSK_Outer_Full_Mid_CH

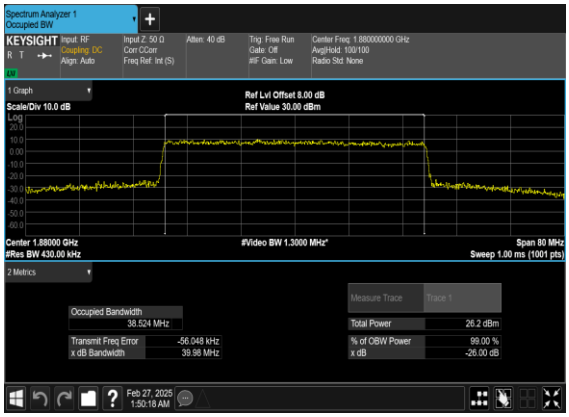

N2(40M)_CP-OFDM_16QAM_Outer_Full_Mid_CH

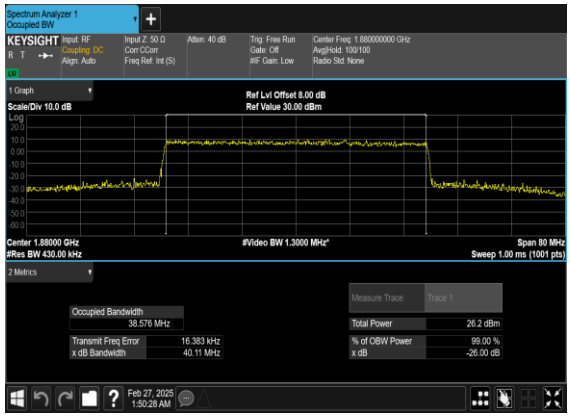

N2(40M)_CP-OFDM_64QAM_Outer_Full_Mid_CH

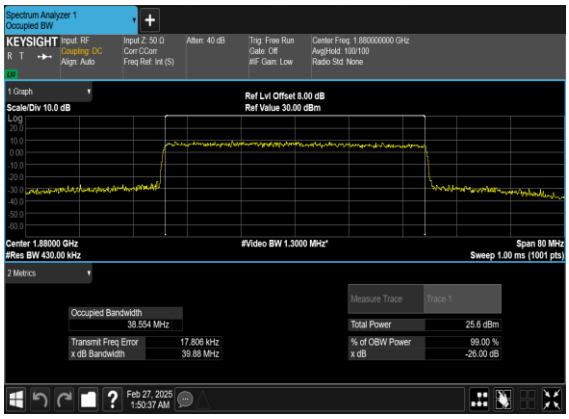

N2(40M)_CP-OFDM_256QAM_Outer_Full_Mid_CH

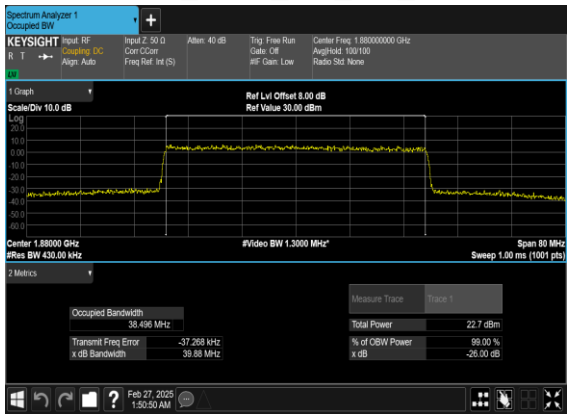

Conducted Spurious Emissions

NR Band	SCS (kHz)	Bandwidth (MHz)	Arfcn	Freq (MHz)	Modulation	RB	Result	Verdict
2	15	5	370500	1852.5	DFT-s-OFDM BPSK	1@0	see graph	---
2	15	5	370500	1852.5	DFT-s-OFDM BPSK	1@0	see graph	**PASS**
2	15	5	370500	1852.5	DFT-s-OFDM QPSK	1@0	see graph	---
2	15	5	370500	1852.5	DFT-s-OFDM QPSK	1@0	see graph	**PASS**
2	15	5	376000	1880.0	DFT-s-OFDM BPSK	1@0	see graph	---
2	15	5	376000	1880.0	DFT-s-OFDM BPSK	1@0	see graph	**PASS**
2	15	5	376000	1880.0	DFT-s-OFDM QPSK	1@0	see graph	---
2	15	5	376000	1880.0	DFT-s-OFDM QPSK	1@0	see graph	**PASS**
2	15	5	381500	1907.5	DFT-s-OFDM BPSK	1@0	see graph	---
2	15	5	381500	1907.5	DFT-s-OFDM BPSK	1@0	see graph	**PASS**
2	15	5	381500	1907.5	DFT-s-OFDM QPSK	1@0	see graph	---
2	15	5	381500	1907.5	DFT-s-OFDM QPSK	1@0	see graph	**PASS**
2	15	20	372000	1860.0	DFT-s-OFDM BPSK	1@0	see graph	---
2	15	20	372000	1860.0	DFT-s-OFDM BPSK	1@0	see graph	**PASS**
2	15	20	372000	1860.0	DFT-s-OFDM QPSK	1@0	see graph	---
2	15	20	372000	1860.0	DFT-s-OFDM QPSK	1@0	see graph	**PASS**
2	15	20	376000	1880.0	DFT-s-OFDM BPSK	1@0	see graph	---
2	15	20	376000	1880.0	DFT-s-OFDM BPSK	1@0	see graph	**PASS**
2	15	20	376000	1880.0	DFT-s-OFDM QPSK	1@0	see graph	---
2	15	20	376000	1880.0	DFT-s-OFDM QPSK	1@0	see graph	**PASS**
2	15	20	380000	1900.0	DFT-s-OFDM BPSK	1@0	see graph	---
2	15	20	380000	1900.0	DFT-s-OFDM BPSK	1@0	see graph	**PASS**
2	15	20	380000	1900.0	DFT-s-OFDM QPSK	1@0	see graph	---
2	15	20	380000	1900.0	DFT-s-OFDM QPSK	1@0	see graph	**PASS**
2	15	40	374000	1870.0	DFT-s-OFDM BPSK	1@0	see graph	---
2	15	40	374000	1870.0	DFT-s-OFDM BPSK	1@0	see graph	**PASS**
2	15	40	374000	1870.0	DFT-s-OFDM QPSK	1@0	see graph	---
2	15	40	374000	1870.0	DFT-s-OFDM QPSK	1@0	see graph	**PASS**
2	15	40	376000	1880.0	DFT-s-OFDM BPSK	1@0	see graph	---
2	15	40	376000	1880.0	DFT-s-OFDM BPSK	1@0	see graph	**PASS**
2	15	40	376000	1880.0	DFT-s-OFDM QPSK	1@0	see graph	---
2	15	40	376000	1880.0	DFT-s-OFDM QPSK	1@0	see graph	**PASS**
2	15	40	378000	1890.0	DFT-s-OFDM BPSK	1@0	see graph	---
2	15	40	378000	1890.0	DFT-s-OFDM BPSK	1@0	see graph	**PASS**
2	15	40	378000	1890.0	DFT-s-OFDM QPSK	1@0	see graph	---
2	15	40	378000	1890.0	DFT-s-OFDM QPSK	1@0	see graph	**PASS**

N2(5M)_DFT-s-OFDM_BPSK_Edge_1RB_Left_Low_CH

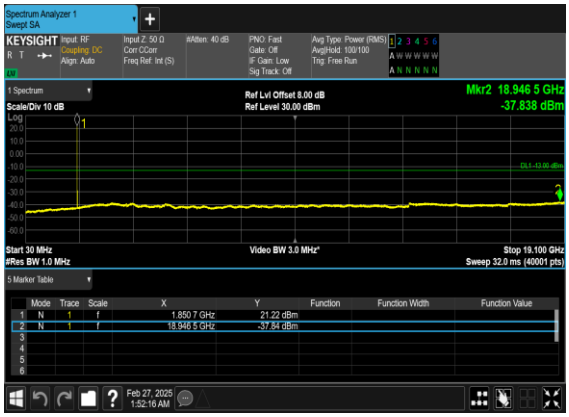

N2(5M)_DFT-s-OFDM_QPSK_Edge_1RB_Left_Low_CH

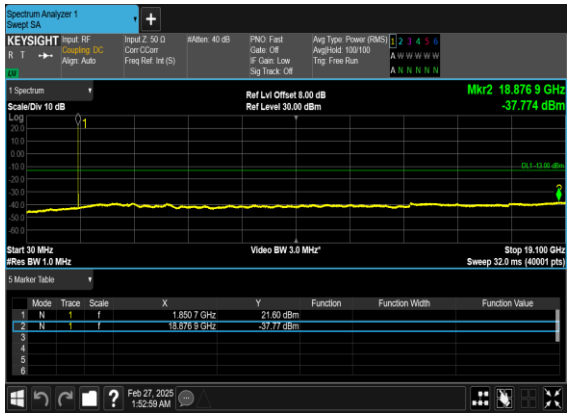

N2(5M)_DFT-s-OFDM_BPSK_Edge_1RB_Left_Mid_CH

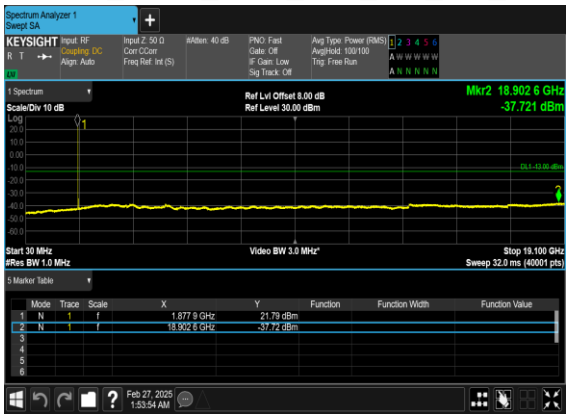

N2(5M)_DFT-s-OFDM_QPSK_Edge_1RB_Left_Mid_CH

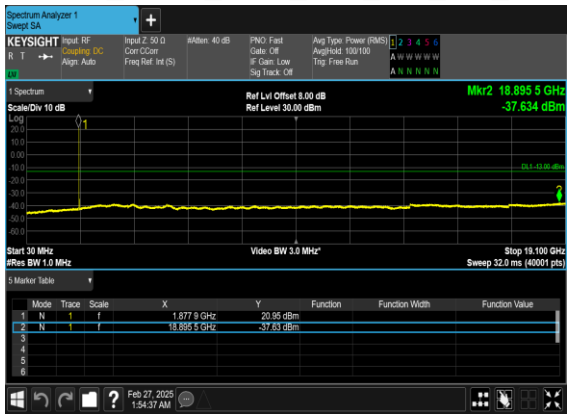

N2(5M)_DFT-s-OFDM_BPSK_Edge_1RB_Left_High_CH

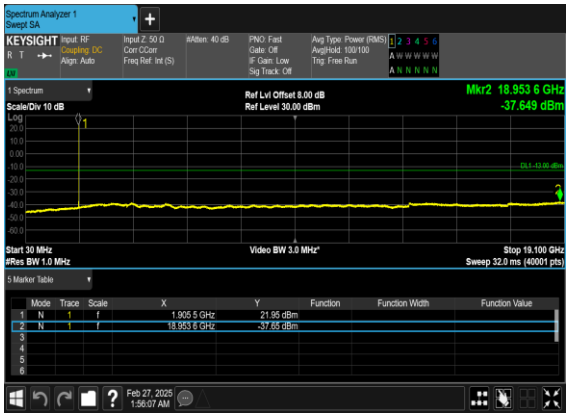

N2(5M)_DFT-s-OFDM_QPSK_Edge_1RB_Left_High_CH

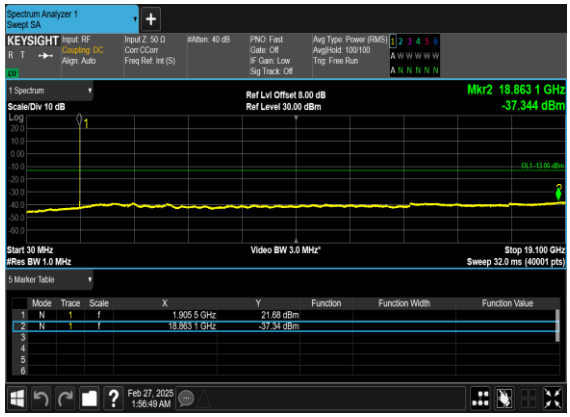

N2(20M)_DFT-s-OFDM_BPSK_Edge_1RB_Left_Low_CH

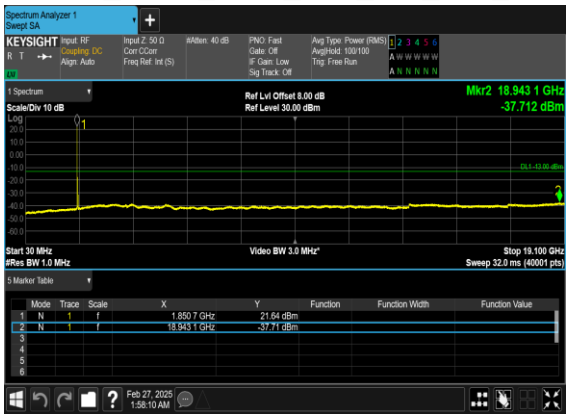

N2(20M)_DFT-s-OFDM_QPSK_Edge_1RB_Left_Low_CH

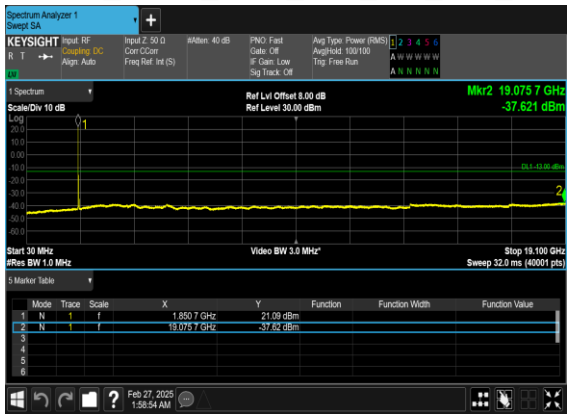

N2(20M)_DFT-s-OFDM_BPSK_Edge_1RB_Left_Mid_CH

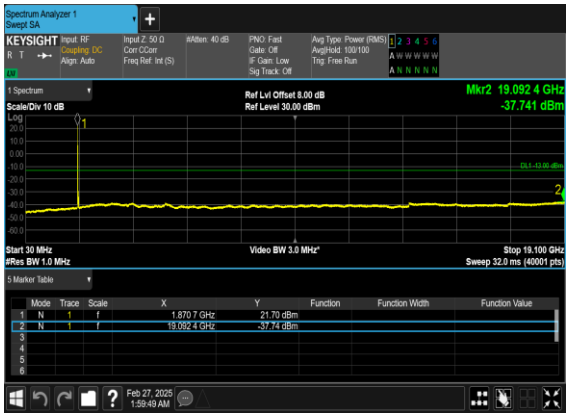

N2(20M)_DFT-s-OFDM_QPSK_Edge_1RB_Left_Mid_CH

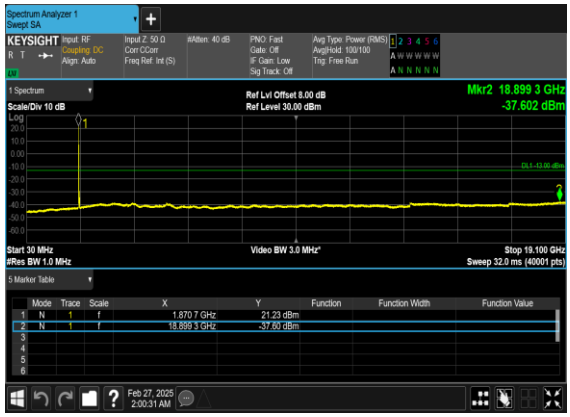

N2(20M)_DFT-s-OFDM_BPSK_Edge_1RB_Left_High_CH

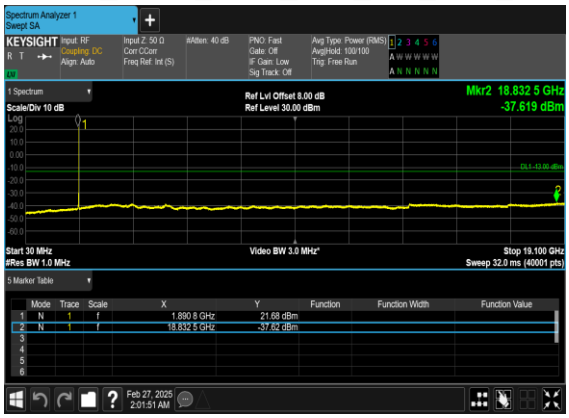

N2(20M)_DFT-s-OFDM_QPSK_Edge_1RB_Left_High_CH

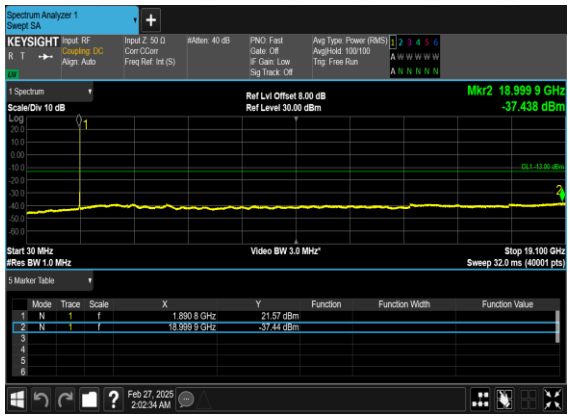

N2(40M)_DFT-s-OFDM_BPSK_Edge_1RB_Left_Low_CH

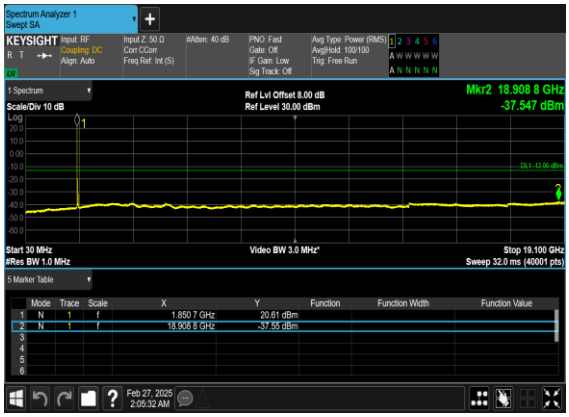

N2(40M)_DFT-s-OFDM_QPSK_Edge_1RB_Left_Low_CH

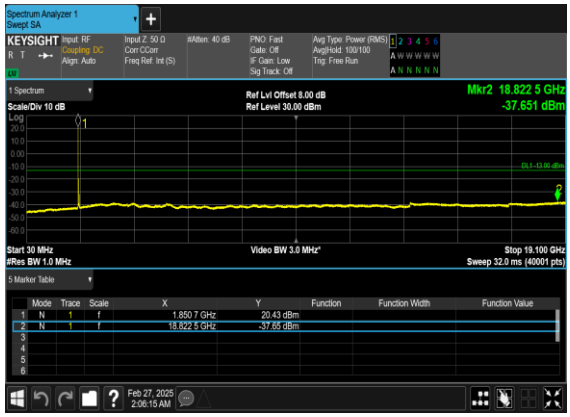

N2(40M)_DFT-s-OFDM_BPSK_Edge_1RB_Left_Mid_CH

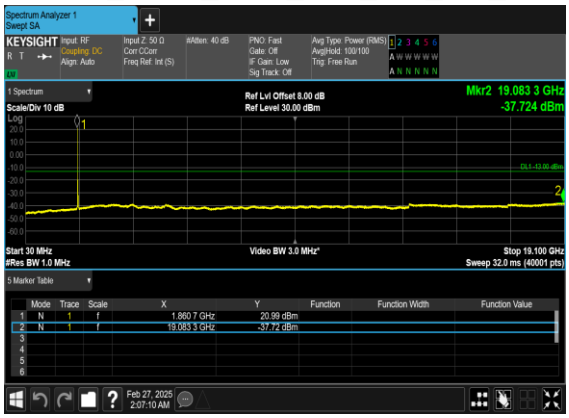

N2(40M)_DFT-s-OFDM_QPSK_Edge_1RB_Left_Mid_CH

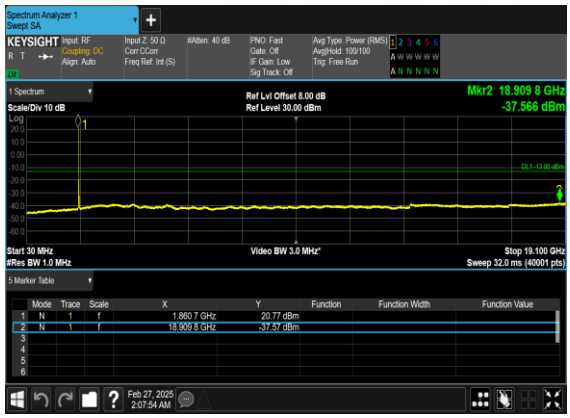

N2(40M)_DFT-s-OFDM_BPSK_Edge_1RB_Left_High_CH

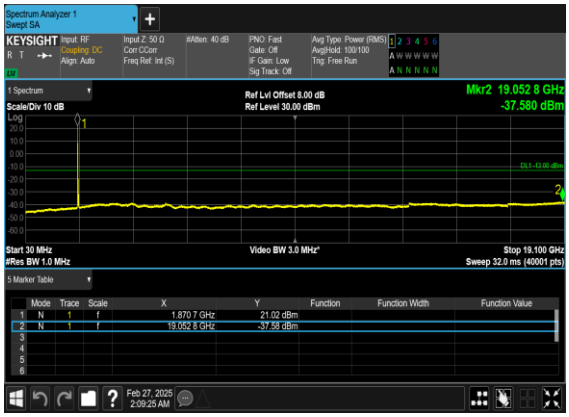

N2(40M)_DFT-s-OFDM_QPSK_Edge_1RB_Left_High_CH

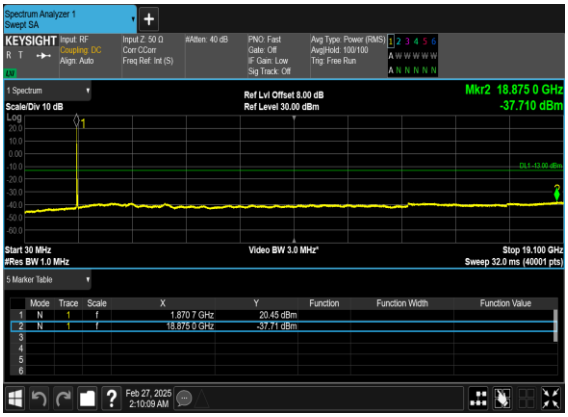

Conducted Band Edge

NR Band	SCS (kHz)	Bandwidth (MHz)	Arfcn	Freq (MHz)	Modulation	RB	Result	Verdict
2	15	5	370500	1852.5	DFT-s-OFDM BPSK	1@0	see graph	**PASS**
2	15	5	370500	1852.5	DFT-s-OFDM QPSK	1@0	see graph	**PASS**
2	15	5	370500	1852.5	DFT-s-OFDM BPSK	25@0	see graph	**PASS**
2	15	5	370500	1852.5	DFT-s-OFDM QPSK	25@0	see graph	**PASS**
2	15	5	381500	1907.5	DFT-s-OFDM BPSK	1@24	see graph	**PASS**
2	15	5	381500	1907.5	DFT-s-OFDM QPSK	1@24	see graph	**PASS**
2	15	5	381500	1907.5	DFT-s-OFDM BPSK	25@0	see graph	**PASS**
2	15	5	381500	1907.5	DFT-s-OFDM QPSK	25@0	see graph	**PASS**
2	15	20	372000	1860.0	DFT-s-OFDM BPSK	1@0	see graph	**PASS**
2	15	20	372000	1860.0	DFT-s-OFDM QPSK	1@0	see graph	**PASS**
2	15	20	372000	1860.0	DFT-s-OFDM BPSK	100@0	see graph	**PASS**
2	15	20	372000	1860.0	DFT-s-OFDM QPSK	100@0	see graph	**PASS**
2	15	20	380000	1900.0	DFT-s-OFDM BPSK	1@105	see graph	**PASS**
2	15	20	380000	1900.0	DFT-s-OFDM QPSK	1@105	see graph	**PASS**
2	15	20	380000	1900.0	DFT-s-OFDM BPSK	100@0	see graph	**PASS**
2	15	20	380000	1900.0	DFT-s-OFDM QPSK	100@0	see graph	**PASS**
2	15	40	374000	1870.0	DFT-s-OFDM BPSK	1@0	see graph	**PASS**
2	15	40	374000	1870.0	DFT-s-OFDM QPSK	1@0	see graph	**PASS**
2	15	40	374000	1870.0	DFT-s-OFDM BPSK	216@0	see graph	**PASS**
2	15	40	374000	1870.0	DFT-s-OFDM QPSK	216@0	see graph	**PASS**
2	15	40	378000	1890.0	DFT-s-OFDM BPSK	1@215	see graph	**PASS**
2	15	40	378000	1890.0	DFT-s-OFDM QPSK	1@215	see graph	**PASS**
2	15	40	378000	1890.0	DFT-s-OFDM BPSK	216@0	see graph	**PASS**
2	15	40	378000	1890.0	DFT-s-OFDM QPSK	216@0	see graph	**PASS**

N2(5M)_DFT-s-OFDM_BPSK_Edge_1RB_Left_Low_CH

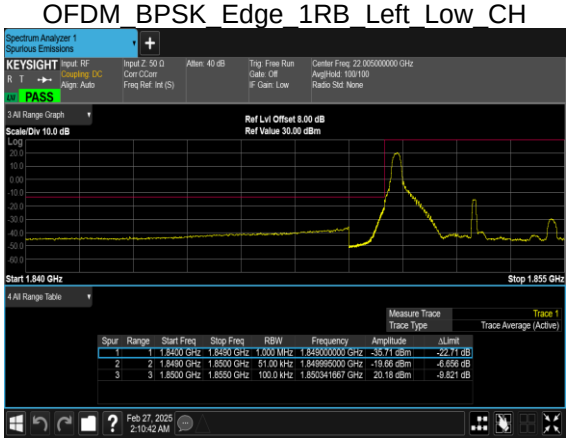

N2(5M)_DFT-s-OFDM_QPSK_Edge_1RB_Left_Low_CH

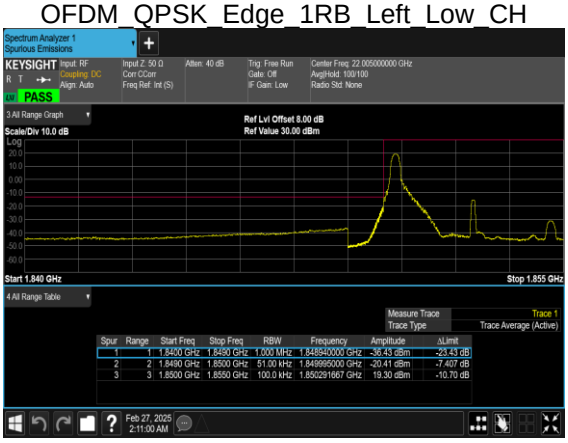

N2(5M)_DFT-s-OFDM_BPSK_Outer_Full_Low_CH

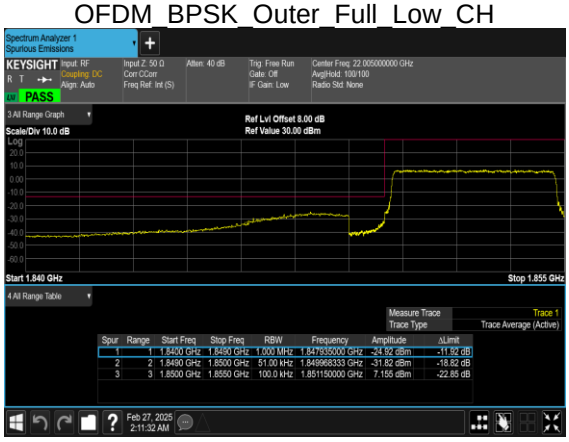

N2(5M)_DFT-s-OFDM_QPSK_Outer_Full_Low_CH

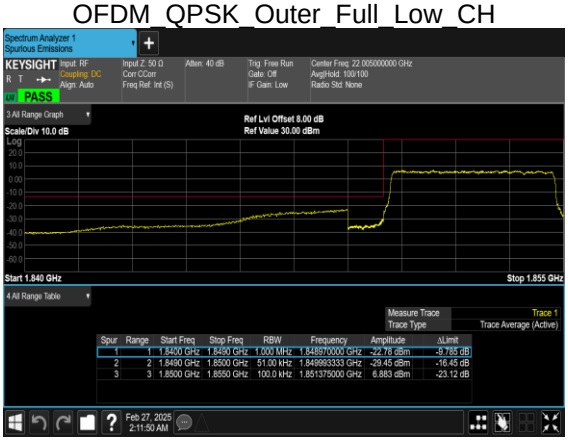

N2(5M)_DFT-s-OFDM_BPSK_Edge_1RB_Right_High_CH

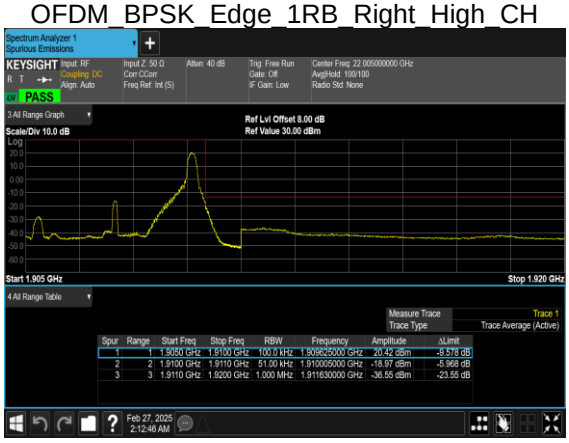

N2(5M)_DFT-s-OFDM_QPSK_Edge_1RB_Right_High_CH

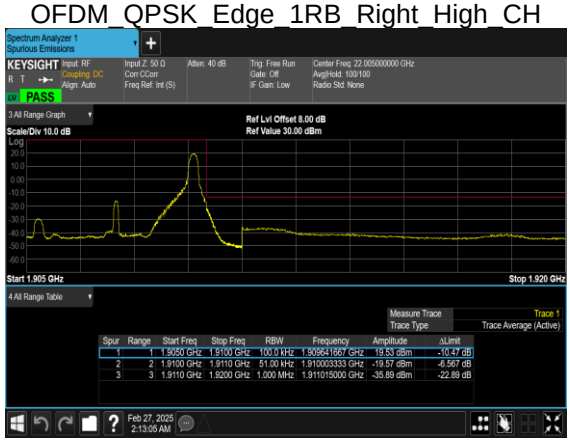

N2(5M)_DFT-s-OFDM_BPSK_Outer_Full_High_CH

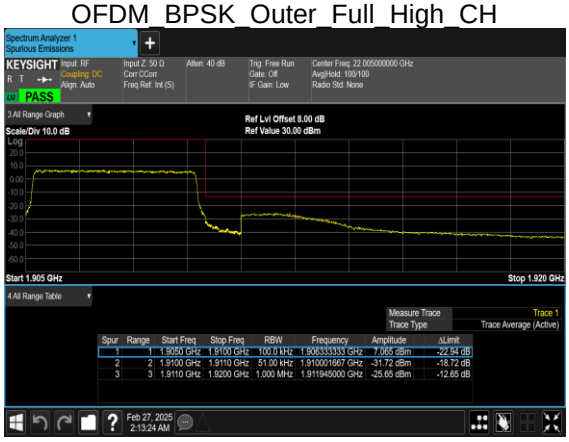

N2(5M)_DFT-s-OFDM_QPSK_Outer_Full_High_CH

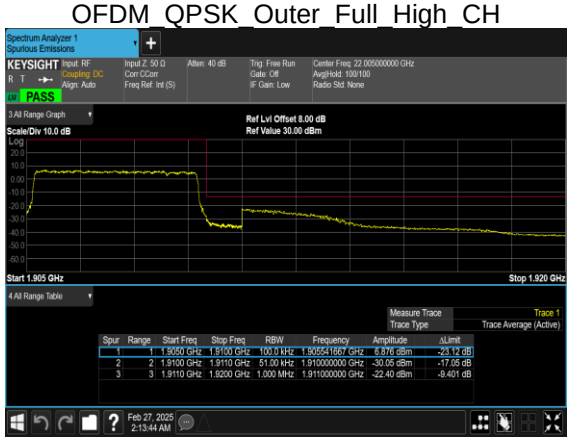

N2(20M)_DFT-s-OFDM_BPSK_Edge_1RB_Left_Low_CH

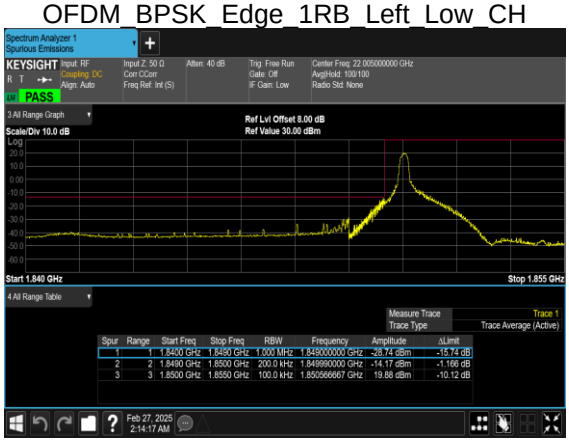

N2(20M)_DFT-s-OFDM_QPSK_Edge_1RB_Left_Low_CH

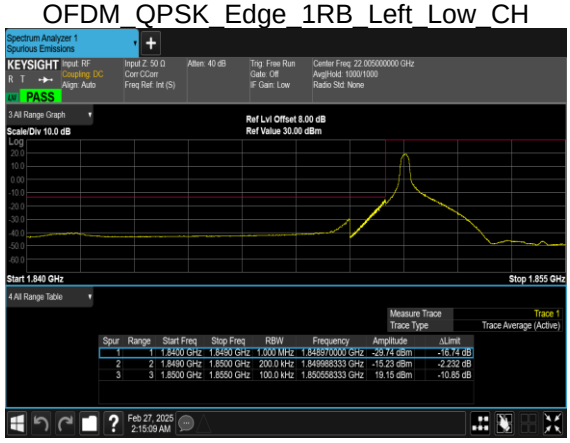

N2(20M)_DFT-s-OFDM_BPSK_Outer_Full_Low_CH

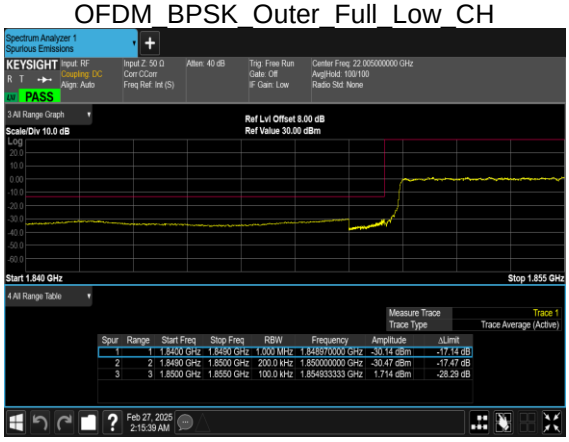

N2(20M)_DFT-s-OFDM_QPSK_Outer_Full_Low_CH

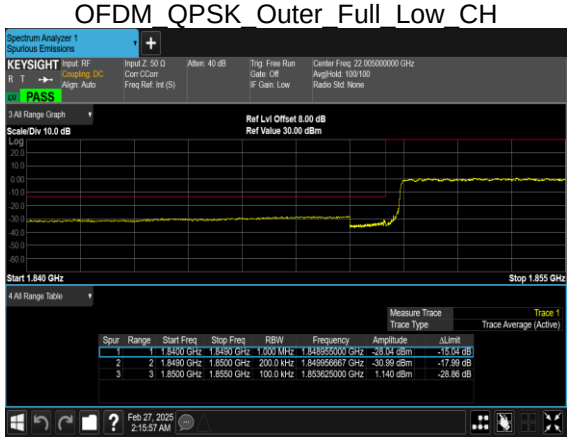

N2(20M)_DFT-s-OFDM_BPSK_Edge_1RB_Right_High_CH

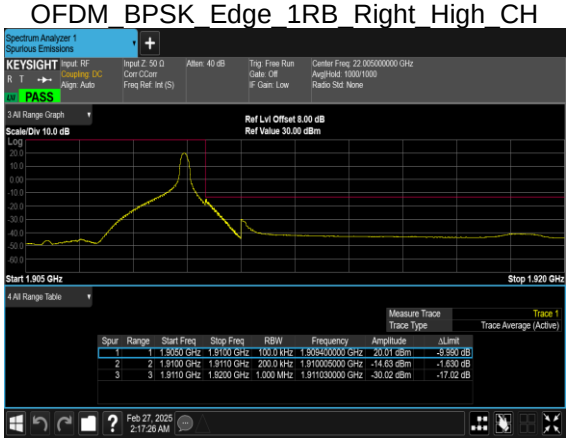

N2(20M)_DFT-s-OFDM_QPSK_Edge_1RB_Right_High_CH

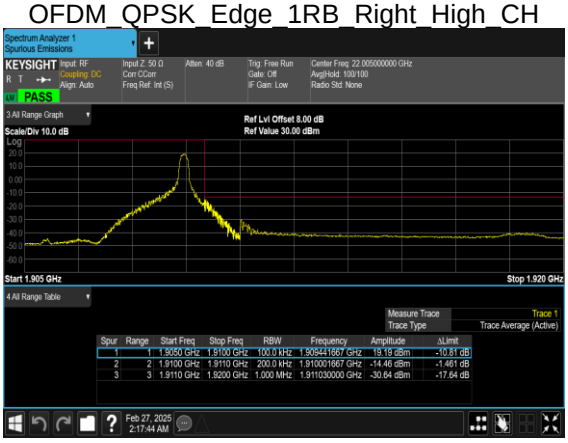

N2(20M)_DFT-s-OFDM_BPSK_Outer_Full_High_CH

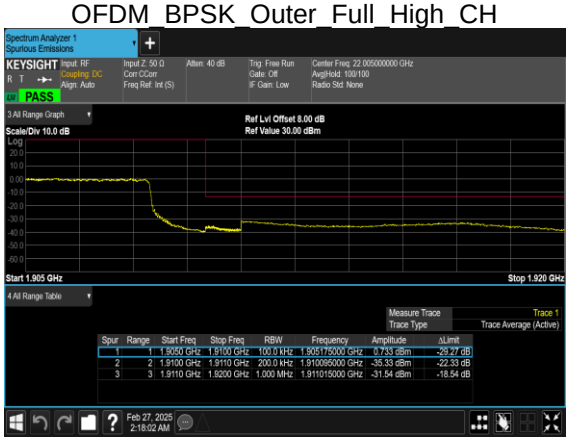

N2(20M)_DFT-s-OFDM_QPSK_Outer_Full_High_CH

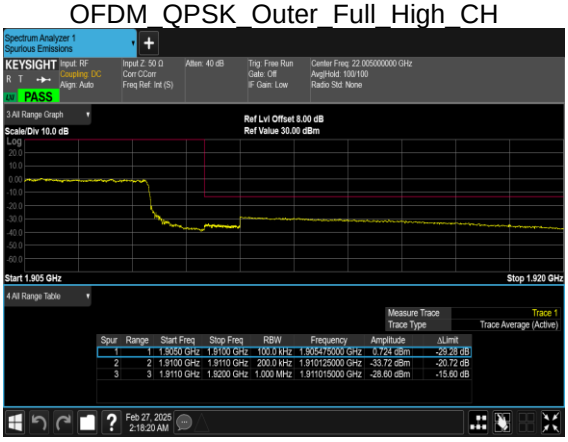

N2(40M)_DFT-s-OFDM_BPSK_Edge_1RB_Left_Low_CH

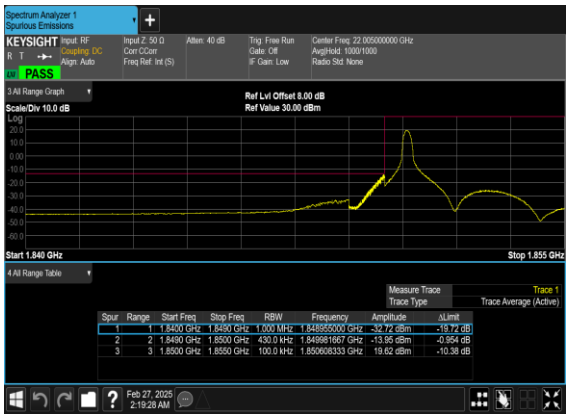

N2(40M)_DFT-s-OFDM_BPSK_Edge_1RB_Left_Low_CH **_CHP_PASS**

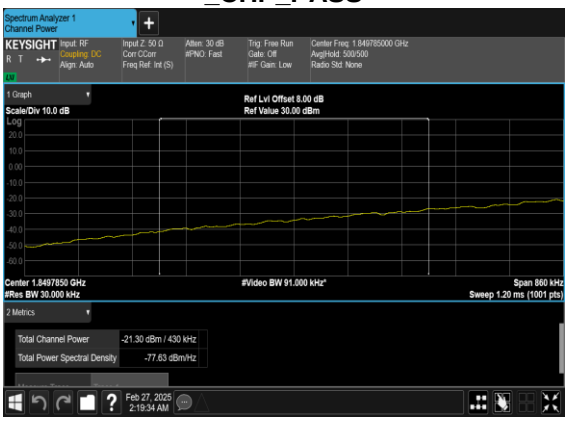

N2(40M)_DFT-s-OFDM_QPSK_Edge_1RB_Left_Low_CH

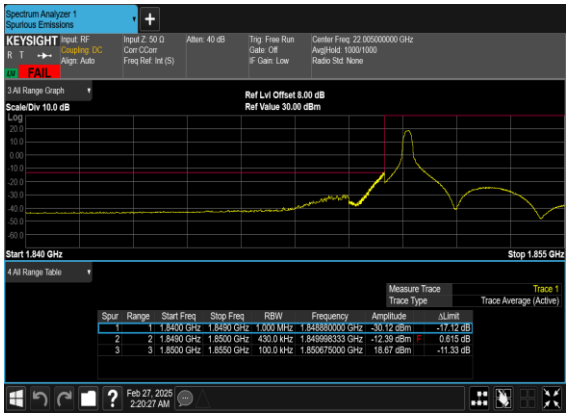

N2(40M)_DFT-s-OFDM_QPSK_Edge_1RB_Left_Low_CH **_CHP_PASS**

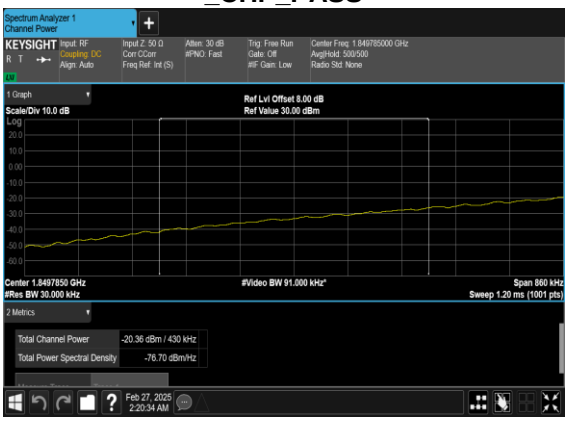

N2(40M)_DFT-s-OFDM_BPSK_Outer_Full_Low_CH

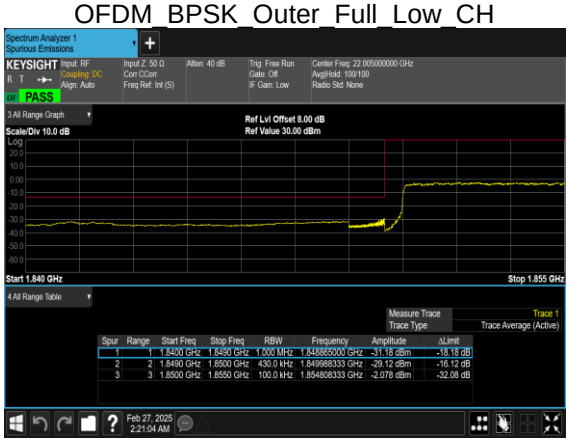

N2(40M)_DFT-s-OFDM_QPSK_Outer_Full_Low_CH

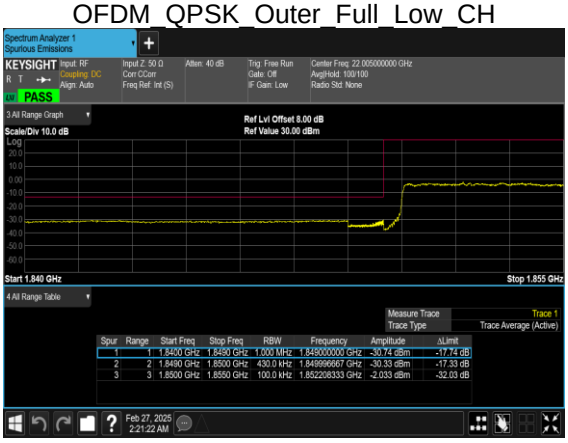

N2(40M)_DFT-s-OFDM_BPSK_Edge_1RB_Right_High_CH

N2(40M)_DFT-s-OFDM_BPSK_Edge_1RB_Right_High_CH **_CHP_PASS**

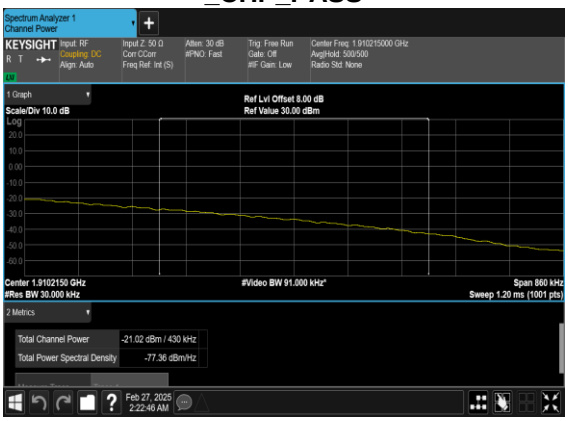

N2(40M)_DFT-s-OFDM_QPSK_Edge_1RB_Right_High_CH

N2(40M)_DFT-s-OFDM_QPSK_Edge_1RB_Right_High_CH **_CHP_PASS**

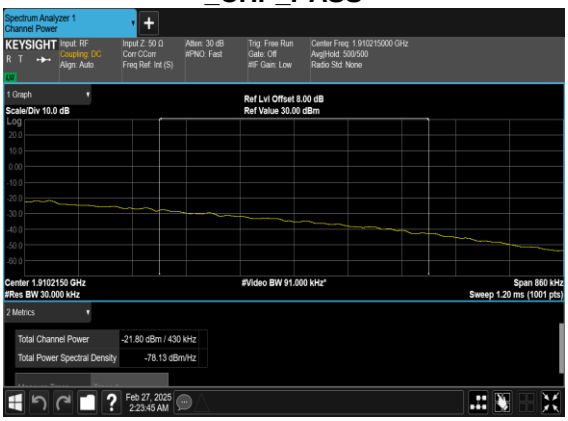

N2(40M)_DFT-s-OFDM_BPSK_Outer_Full_High_CH

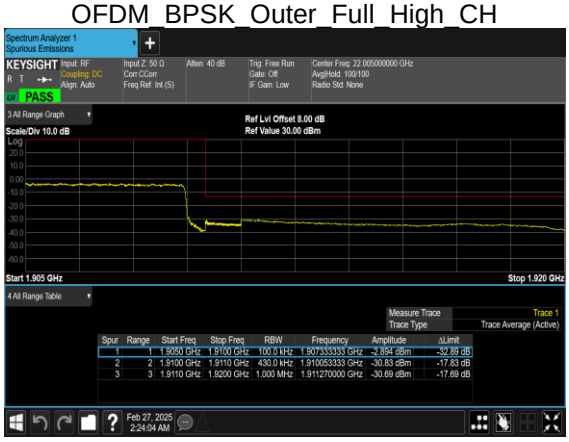

N2(40M)_DFT-s-OFDM_QPSK_Outer_Full_High_CH

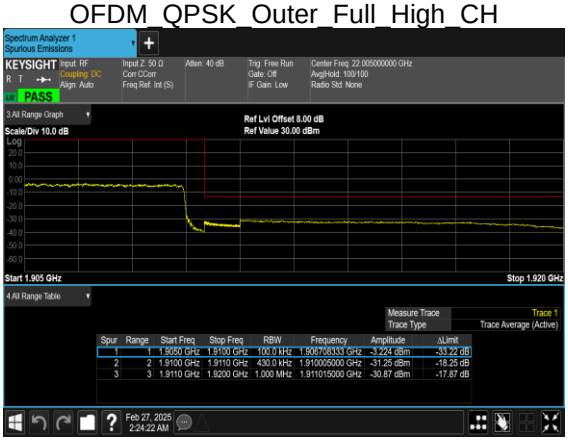

Software Version: 23.06.1602

FR1 N2 (SCS30kHz)

Transmitter Conducted Output Power And EIRP, (G_T - L_C)= -3.5dBi

NR Band	SCS	Band Width	Arfcn	Freq (MHz)	Modulation	RB	Conducted Power(dBm)	EIRP (dBm)	EIRP (W)
2	30	10	371000	1855	DFT-s-OFDM QPSK	12@6	23.04	19.54	0.0899
2	30	10	371000	1855	DFT-s-OFDM QPSK	1@1	22.92	19.42	0.0875
2	30	10	371000	1855	DFT-s-OFDM QPSK	1@22	22.93	19.43	0.0877
2	30	10	371000	1855	DFT-s-OFDM 16 QAM	12@6	21.98	18.48	0.0705
2	30	10	371000	1855	DFT-s-OFDM 16 QAM	1@1	22.11	18.61	0.0726
2	30	10	371000	1855	DFT-s-OFDM 16 QAM	1@22	22.34	18.84	0.0766
2	30	10	376000	1880	DFT-s-OFDM QPSK	12@6	23.81	20.31	0.1074
2	30	10	376000	1880	DFT-s-OFDM QPSK	1@1	23.53	20.03	0.1007
2	30	10	376000	1880	DFT-s-OFDM QPSK	1@22	23.2	19.7	0.0933
2	30	10	376000	1880	DFT-s-OFDM 16 QAM	12@6	22.79	19.29	0.0849
2	30	10	376000	1880	DFT-s-OFDM 16 QAM	1@1	22.75	19.25	0.0841
2	30	10	376000	1880	DFT-s-OFDM 16 QAM	1@22	22.51	19.01	0.0796
2	30	10	381000	1905	DFT-s-OFDM QPSK	12@6	23.05	19.55	0.0902
2	30	10	381000	1905	DFT-s-OFDM QPSK	1@1	22.82	19.32	0.0855
2	30	10	381000	1905	DFT-s-OFDM QPSK	1@22	22.93	19.43	0.0877
2	30	10	381000	1905	DFT-s-OFDM 16 QAM	12@6	21.96	18.46	0.0701
2	30	10	381000	1905	DFT-s-OFDM 16 QAM	1@1	21.82	18.32	0.0679
2	30	10	381000	1905	DFT-s-OFDM 16 QAM	1@22	22.11	18.61	0.0726
2	30	15	371500	1857.5	DFT-s-OFDM QPSK	18@9	23.04	19.54	0.0899
2	30	15	371500	1857.5	DFT-s-OFDM QPSK	1@1	22.8	19.3	0.0851
2	30	15	371500	1857.5	DFT-s-OFDM QPSK	1@36	23.09	19.59	0.0910
2	30	15	371500	1857.5	DFT-s-OFDM 16 QAM	18@9	22.02	18.52	0.0711
2	30	15	371500	1857.5	DFT-s-OFDM 16 QAM	1@1	21.92	18.42	0.0695
2	30	15	371500	1857.5	DFT-s-OFDM 16 QAM	1@36	22.3	18.8	0.0759
2	30	15	376000	1880	DFT-s-OFDM QPSK	18@9	23.71	20.21	0.1050
2	30	15	376000	1880	DFT-s-OFDM QPSK	1@1	23.36	19.86	0.0968
2	30	15	376000	1880	DFT-s-OFDM QPSK	1@36	23.14	19.64	0.0920
2	30	15	376000	1880	DFT-s-OFDM 16 QAM	18@9	22.69	19.19	0.0830
2	30	15	376000	1880	DFT-s-OFDM 16 QAM	1@1	22.54	19.04	0.0802
2	30	15	376000	1880	DFT-s-OFDM 16 QAM	1@36	22.29	18.79	0.0757
2	30	15	380500	1902.5	DFT-s-OFDM QPSK	18@9	22.98	19.48	0.0887
2	30	15	380500	1902.5	DFT-s-OFDM QPSK	1@1	22.78	19.28	0.0847
2	30	15	380500	1902.5	DFT-s-OFDM QPSK	1@36	22.9	19.4	0.0871
2	30	15	380500	1902.5	DFT-s-OFDM 16 QAM	18@9	21.95	18.45	0.0700
2	30	15	380500	1902.5	DFT-s-OFDM 16 QAM	1@1	21.93	18.43	0.0697

2	30	15	380500	1902.5	DFT-s-OFDM 16 QAM	1@36	22.23	18.73	0.0746
2	30	20	372000	1860	DFT-s-OFDM QPSK	25@12	23.11	19.61	0.0914
2	30	20	372000	1860	DFT-s-OFDM QPSK	1@1	22.73	19.23	0.0838
2	30	20	372000	1860	DFT-s-OFDM QPSK	1@49	23.25	19.75	0.0944
2	30	20	372000	1860	DFT-s-OFDM 16 QAM	25@12	22.09	18.59	0.0723
2	30	20	372000	1860	DFT-s-OFDM 16 QAM	1@1	21.92	18.42	0.0695
2	30	20	372000	1860	DFT-s-OFDM 16 QAM	1@49	22.41	18.91	0.0778
2	30	20	376000	1880	DFT-s-OFDM QPSK	25@12	23.68	20.18	0.1042
2	30	20	376000	1880	DFT-s-OFDM QPSK	1@1	23.3	19.8	0.0955
2	30	20	376000	1880	DFT-s-OFDM QPSK	1@49	23.01	19.51	0.0893
2	30	20	376000	1880	DFT-s-OFDM 16 QAM	25@12	22.66	19.16	0.0824
2	30	20	376000	1880	DFT-s-OFDM 16 QAM	1@1	22.45	18.95	0.0785
2	30	20	376000	1880	DFT-s-OFDM 16 QAM	1@49	22.2	18.7	0.0741
2	30	20	380000	1900	DFT-s-OFDM QPSK	25@12	22.94	19.44	0.0879
2	30	20	380000	1900	DFT-s-OFDM QPSK	1@1	22.96	19.46	0.0883
2	30	20	380000	1900	DFT-s-OFDM QPSK	1@49	22.9	19.4	0.0871
2	30	20	380000	1900	DFT-s-OFDM 16 QAM	25@12	21.91	18.41	0.0693
2	30	20	380000	1900	DFT-s-OFDM 16 QAM	1@1	22.09	18.59	0.0723
2	30	20	380000	1900	DFT-s-OFDM 16 QAM	1@49	22.25	18.75	0.0750
2	30	25	388500	1862.5	DFT-s-OFDM QPSK	32@16	23.14	19.64	0.0920
2	30	25	388500	1862.5	DFT-s-OFDM QPSK	1@1	22.62	19.12	0.0817
2	30	25	388500	1862.5	DFT-s-OFDM QPSK	1@63	23.13	19.63	0.0918
2	30	25	388500	1862.5	DFT-s-OFDM 16 QAM	32@16	22.17	18.67	0.0736
2	30	25	388500	1862.5	DFT-s-OFDM 16 QAM	1@1	21.68	18.18	0.0658
2	30	25	388500	1862.5	DFT-s-OFDM 16 QAM	1@63	22.31	18.81	0.0760
2	30	25	392000	1880	DFT-s-OFDM QPSK	32@16	23.57	20.07	0.1016
2	30	25	392000	1880	DFT-s-OFDM QPSK	1@1	23.16	19.66	0.0925
2	30	25	392000	1880	DFT-s-OFDM QPSK	1@63	22.83	19.33	0.0857
2	30	25	392000	1880	DFT-s-OFDM 16 QAM	32@16	22.62	19.12	0.0817
2	30	25	392000	1880	DFT-s-OFDM 16 QAM	1@1	22.13	18.63	0.0729
2	30	25	392000	1880	DFT-s-OFDM 16 QAM	1@63	21.89	18.39	0.0690
2	30	25	395500	1897.5	DFT-s-OFDM QPSK	32@16	22.92	19.42	0.0875
2	30	25	395500	1897.5	DFT-s-OFDM QPSK	1@1	23.01	19.51	0.0893
2	30	25	395500	1897.5	DFT-s-OFDM QPSK	1@63	22.76	19.26	0.0843
2	30	25	395500	1897.5	DFT-s-OFDM 16 QAM	32@16	21.99	18.49	0.0706
2	30	25	395500	1897.5	DFT-s-OFDM 16 QAM	1@1	22.02	18.52	0.0711
2	30	25	395500	1897.5	DFT-s-OFDM 16 QAM	1@63	21.88	18.38	0.0689
2	30	30	389000	1865	DFT-s-OFDM QPSK	36@18	23.74	20.24	0.1057
2	30	30	389000	1865	DFT-s-OFDM QPSK	1@1	23.03	19.53	0.0897
2	30	30	389000	1865	DFT-s-OFDM QPSK	1@76	23.78	20.28	0.1067
2	30	30	389000	1865	DFT-s-OFDM 16 QAM	36@18	22.74	19.24	0.0839

2	30	30	389000	1865	DFT-s-OFDM 16 QAM	1@1	22.07	18.57	0.0719
2	30	30	389000	1865	DFT-s-OFDM 16 QAM	1@76	23	19.5	0.0891
2	30	30	392000	1880	DFT-s-OFDM QPSK	36@18	23.74	20.24	0.1057
2	30	30	392000	1880	DFT-s-OFDM QPSK	1@1	23.43	19.93	0.0984
2	30	30	392000	1880	DFT-s-OFDM QPSK	1@76	23.08	19.58	0.0908
2	30	30	392000	1880	DFT-s-OFDM 16 QAM	36@18	23.05	19.55	0.0902
2	30	30	392000	1880	DFT-s-OFDM 16 QAM	1@1	22.53	19.03	0.0800
2	30	30	392000	1880	DFT-s-OFDM 16 QAM	1@76	22.12	18.62	0.0728
2	30	30	395000	1895	DFT-s-OFDM QPSK	36@18	23.52	20.02	0.1005
2	30	30	395000	1895	DFT-s-OFDM QPSK	1@1	23.7	20.2	0.1047
2	30	30	395000	1895	DFT-s-OFDM QPSK	1@76	23.12	19.62	0.0916
2	30	30	395000	1895	DFT-s-OFDM 16 QAM	36@18	22.5	19	0.0794
2	30	30	395000	1895	DFT-s-OFDM 16 QAM	1@1	22.76	19.26	0.0843
2	30	30	395000	1895	DFT-s-OFDM 16 QAM	1@76	22.24	18.74	0.0748
2	30	40	390000	1870	DFT-s-OFDM PI/2 BPSK	50@25	23.66	20.16	0.1038
2	30	40	390000	1870	DFT-s-OFDM PI/2 BPSK	1@1	23.19	19.69	0.0931
2	30	40	390000	1870	DFT-s-OFDM PI/2 BPSK	1@104	23.51	20.01	0.1002
2	30	40	390000	1870	DFT-s-OFDM QPSK	50@25	23.7	20.2	0.1047
2	30	40	390000	1870	DFT-s-OFDM QPSK	1@1	23.15	19.65	0.0923
2	30	40	390000	1870	DFT-s-OFDM QPSK	1@104	23.35	19.85	0.0966
2	30	40	390000	1870	DFT-s-OFDM 16 QAM	50@25	22.71	19.21	0.0834
2	30	40	390000	1870	DFT-s-OFDM 16 QAM	1@1	22.17	18.67	0.0736
2	30	40	390000	1870	DFT-s-OFDM 16 QAM	1@104	22.43	18.93	0.0782
2	30	40	390000	1870	DFT-s-OFDM 64 QAM	50@25	21.24	17.74	0.0594
2	30	40	390000	1870	DFT-s-OFDM 64 QAM	1@1	20.76	17.26	0.0532
2	30	40	390000	1870	DFT-s-OFDM 64 QAM	1@104	21.02	17.52	0.0565
2	30	40	390000	1870	DFT-s-OFDM 256 QAM	50@25	19.18	15.68	0.0370
2	30	40	390000	1870	DFT-s-OFDM 256 QAM	1@1	19.27	15.77	0.0378
2	30	40	390000	1870	DFT-s-OFDM 256 QAM	1@104	19.58	16.08	0.0406
2	30	40	390000	1870	CP-OFDM QPSK	53@26	22.2	18.7	0.0741
2	30	40	390000	1870	CP-OFDM QPSK	1@1	21.69	18.19	0.0659
2	30	40	390000	1870	CP-OFDM QPSK	1@104	22.1	18.6	0.0724
2	30	40	392000	1880	DFT-s-OFDM PI/2 BPSK	50@25	23.78	20.28	0.1067
2	30	40	392000	1880	DFT-s-OFDM PI/2 BPSK	1@1	23.2	19.7	0.0933
2	30	40	392000	1880	DFT-s-OFDM PI/2 BPSK	1@104	23.42	19.92	0.0982
2	30	40	392000	1880	DFT-s-OFDM QPSK	50@25	23.79	20.29	0.1069
2	30	40	392000	1880	DFT-s-OFDM QPSK	1@1	23.02	19.52	0.0895
2	30	40	392000	1880	DFT-s-OFDM QPSK	1@104	23.21	19.71	0.0935
2	30	40	392000	1880	DFT-s-OFDM 16 QAM	50@25	22.84	19.34	0.0859
2	30	40	392000	1880	DFT-s-OFDM 16 QAM	1@1	22.09	18.59	0.0723
2	30	40	392000	1880	DFT-s-OFDM 16 QAM	1@104	22.36	18.86	0.0769

2	30	40	392000	1880	DFT-s-OFDM 64 QAM	50@25	21.31	17.81	0.0604
2	30	40	392000	1880	DFT-s-OFDM 64 QAM	1@1	20.7	17.2	0.0525
2	30	40	392000	1880	DFT-s-OFDM 64 QAM	1@104	20.92	17.42	0.0552
2	30	40	392000	1880	DFT-s-OFDM 256 QAM	50@25	19.31	15.81	0.0381
2	30	40	392000	1880	DFT-s-OFDM 256 QAM	1@1	19.15	15.65	0.0367
2	30	40	392000	1880	DFT-s-OFDM 256 QAM	1@104	19.38	15.88	0.0387
2	30	40	392000	1880	CP-OFDM QPSK	53@26	22.27	18.77	0.0753
2	30	40	392000	1880	CP-OFDM QPSK	1@1	21.86	18.36	0.0685
2	30	40	392000	1880	CP-OFDM QPSK	1@104	22.12	18.62	0.0728
2	30	40	394000	1890	DFT-s-OFDM PI/2 BPSK	50@25	23.8	20.3	0.1072
2	30	40	394000	1890	DFT-s-OFDM PI/2 BPSK	1@1	23.2	19.7	0.0933
2	30	40	394000	1890	DFT-s-OFDM PI/2 BPSK	1@104	23.43	19.93	0.0984
2	30	40	394000	1890	DFT-s-OFDM QPSK	50@25	23.82	20.32	0.1076
2	30	40	394000	1890	DFT-s-OFDM QPSK	1@1	23.16	19.66	0.0925
2	30	40	394000	1890	DFT-s-OFDM QPSK	1@104	23.26	19.76	0.0946
2	30	40	394000	1890	DFT-s-OFDM 16 QAM	50@25	22.86	19.36	0.0863
2	30	40	394000	1890	DFT-s-OFDM 16 QAM	1@1	22.17	18.67	0.0736
2	30	40	394000	1890	DFT-s-OFDM 16 QAM	1@104	22.36	18.86	0.0769
2	30	40	394000	1890	DFT-s-OFDM 64 QAM	50@25	21.34	17.84	0.0608
2	30	40	394000	1890	DFT-s-OFDM 64 QAM	1@1	20.89	17.39	0.0548
2	30	40	394000	1890	DFT-s-OFDM 64 QAM	1@104	20.97	17.47	0.0558
2	30	40	394000	1890	DFT-s-OFDM 256 QAM	50@25	19.3	15.8	0.0380
2	30	40	394000	1890	DFT-s-OFDM 256 QAM	1@1	19.23	15.73	0.0374
2	30	40	394000	1890	DFT-s-OFDM 256 QAM	1@104	19.46	15.96	0.0394
2	30	40	394000	1890	CP-OFDM QPSK	53@26	22.27	18.77	0.0753
2	30	40	394000	1890	CP-OFDM QPSK	1@1	21.61	18.11	0.0647
2	30	40	394000	1890	CP-OFDM QPSK	1@104	22.33	18.83	0.0764

Software Version: 23.06.1602

FR1 N5 (SCS15kHz)

Transmitter Conducted Output Power And ERP, (G_T - L_C)= -5.5dBi

NR Band	SCS	Band Width	Arfcn	Freq (MHz)	Modulation	RB	Conducted Power(dBm)	ERP (dBm)	ERP (W)
5	15	5	165300	826.5	DFT-s-OFDM QPSK	12@6	23.73	16.08	0.0406
5	15	5	165300	826.5	DFT-s-OFDM QPSK	1@1	23.82	16.17	0.0414
5	15	5	165300	826.5	DFT-s-OFDM QPSK	1@23	23.28	15.63	0.0366
5	15	5	165300	826.5	DFT-s-OFDM 16 QAM	12@6	23.3	15.65	0.0367
5	15	5	165300	826.5	DFT-s-OFDM 16 QAM	1@1	23.09	15.44	0.0350
5	15	5	165300	826.5	DFT-s-OFDM 16 QAM	1@23	22.97	15.32	0.0340
5	15	5	167300	836.5	DFT-s-OFDM QPSK	12@6	23.52	15.87	0.0386
5	15	5	167300	836.5	DFT-s-OFDM QPSK	1@1	23.6	15.95	0.0394
5	15	5	167300	836.5	DFT-s-OFDM QPSK	1@23	23.05	15.4	0.0347
5	15	5	167300	836.5	DFT-s-OFDM 16 QAM	12@6	23.06	15.41	0.0348
5	15	5	167300	836.5	DFT-s-OFDM 16 QAM	1@1	22.72	15.07	0.0321
5	15	5	167300	836.5	DFT-s-OFDM 16 QAM	1@23	22.57	14.92	0.0310
5	15	5	169300	846.5	DFT-s-OFDM QPSK	12@6	23.03	15.38	0.0345
5	15	5	169300	846.5	DFT-s-OFDM QPSK	1@1	23.06	15.41	0.0348
5	15	5	169300	846.5	DFT-s-OFDM QPSK	1@23	22.56	14.91	0.0310
5	15	5	169300	846.5	DFT-s-OFDM 16 QAM	12@6	22.53	14.88	0.0308
5	15	5	169300	846.5	DFT-s-OFDM 16 QAM	1@1	22.29	14.64	0.0291
5	15	5	169300	846.5	DFT-s-OFDM 16 QAM	1@23	22.27	14.62	0.0290
5	15	10	165800	829	DFT-s-OFDM QPSK	25@12	23.62	15.97	0.0395
5	15	10	165800	829	DFT-s-OFDM QPSK	1@1	23.6	15.95	0.0394
5	15	10	165800	829	DFT-s-OFDM QPSK	1@50	23.46	15.81	0.0381
5	15	10	165800	829	DFT-s-OFDM 16 QAM	25@12	23.12	15.47	0.0352
5	15	10	165800	829	DFT-s-OFDM 16 QAM	1@1	22.9	15.25	0.0335
5	15	10	165800	829	DFT-s-OFDM 16 QAM	1@50	22.63	14.98	0.0315
5	15	10	167300	836.5	DFT-s-OFDM QPSK	25@12	23.5	15.85	0.0385
5	15	10	167300	836.5	DFT-s-OFDM QPSK	1@1	23.39	15.74	0.0375
5	15	10	167300	836.5	DFT-s-OFDM QPSK	1@50	22.98	15.33	0.0341
5	15	10	167300	836.5	DFT-s-OFDM 16 QAM	25@12	22.87	15.22	0.0333
5	15	10	167300	836.5	DFT-s-OFDM 16 QAM	1@1	22.68	15.03	0.0318
5	15	10	167300	836.5	DFT-s-OFDM 16 QAM	1@50	22.22	14.57	0.0286
5	15	10	168800	844	DFT-s-OFDM QPSK	25@12	22.98	15.33	0.0341
5	15	10	168800	844	DFT-s-OFDM QPSK	1@1	23.06	15.41	0.0348
5	15	10	168800	844	DFT-s-OFDM QPSK	1@50	22.71	15.06	0.0321
5	15	10	168800	844	DFT-s-OFDM 16 QAM	25@12	22.46	14.81	0.0303
5	15	10	168800	844	DFT-s-OFDM 16 QAM	1@1	22.27	14.62	0.0290

5	15	10	168800	844	DFT-s-OFDM 16 QAM	1@50	22.18	14.53	0.0284
5	15	15	166300	831.5	DFT-s-OFDM QPSK	36@18	23.73	16.08	0.0406
5	15	15	166300	831.5	DFT-s-OFDM QPSK	1@1	23.82	16.17	0.0414
5	15	15	166300	831.5	DFT-s-OFDM QPSK	1@77	23.34	15.69	0.0371
5	15	15	166300	831.5	DFT-s-OFDM 16 QAM	36@18	23.22	15.57	0.0361
5	15	15	166300	831.5	DFT-s-OFDM 16 QAM	1@1	23.06	15.41	0.0348
5	15	15	166300	831.5	DFT-s-OFDM 16 QAM	1@77	22.49	14.84	0.0305
5	15	15	167300	836.5	DFT-s-OFDM QPSK	36@18	23.58	15.93	0.0392
5	15	15	167300	836.5	DFT-s-OFDM QPSK	1@1	23.78	16.13	0.0410
5	15	15	167300	836.5	DFT-s-OFDM QPSK	1@77	22.93	15.28	0.0337
5	15	15	167300	836.5	DFT-s-OFDM 16 QAM	36@18	23.03	15.38	0.0345
5	15	15	167300	836.5	DFT-s-OFDM 16 QAM	1@1	22.92	15.27	0.0337
5	15	15	167300	836.5	DFT-s-OFDM 16 QAM	1@77	22.27	14.62	0.0290
5	15	15	168300	841.5	DFT-s-OFDM QPSK	36@18	23.22	15.57	0.0361
5	15	15	168300	841.5	DFT-s-OFDM QPSK	1@1	23.6	15.95	0.0394
5	15	15	168300	841.5	DFT-s-OFDM QPSK	1@77	22.82	15.17	0.0329
5	15	15	168300	841.5	DFT-s-OFDM 16 QAM	36@18	22.69	15.04	0.0319
5	15	15	168300	841.5	DFT-s-OFDM 16 QAM	1@1	22.59	14.94	0.0312
5	15	15	168300	841.5	DFT-s-OFDM 16 QAM	1@77	22.3	14.65	0.0292
5	15	20	166800	834	DFT-s-OFDM PI/2 BPSK	50@25	23.47	15.82	0.0382
5	15	20	166800	834	DFT-s-OFDM PI/2 BPSK	1@1	23.41	15.76	0.0377
5	15	20	166800	834	DFT-s-OFDM PI/2 BPSK	1@104	22.57	14.92	0.0310
5	15	20	166800	834	DFT-s-OFDM QPSK	50@25	23.4	15.75	0.0376
5	15	20	166800	834	DFT-s-OFDM QPSK	1@1	23.49	15.84	0.0384
5	15	20	166800	834	DFT-s-OFDM QPSK	1@104	22.57	14.92	0.0310
5	15	20	166800	834	DFT-s-OFDM 16 QAM	50@25	23.11	15.46	0.0352
5	15	20	166800	834	DFT-s-OFDM 16 QAM	1@1	22.99	15.34	0.0342
5	15	20	166800	834	DFT-s-OFDM 16 QAM	1@104	22.21	14.56	0.0286
5	15	20	166800	834	DFT-s-OFDM 64 QAM	50@25	21.55	13.9	0.0245
5	15	20	166800	834	DFT-s-OFDM 64 QAM	1@1	21.68	14.03	0.0253
5	15	20	166800	834	DFT-s-OFDM 64 QAM	1@104	20.88	13.23	0.0210
5	15	20	166800	834	DFT-s-OFDM 256 QAM	50@25	19.54	11.89	0.0155
5	15	20	166800	834	DFT-s-OFDM 256 QAM	1@1	19.93	12.28	0.0169
5	15	20	166800	834	DFT-s-OFDM 256 QAM	1@104	19.24	11.59	0.0144
5	15	20	166800	834	CP-OFDM QPSK	53@26	22.55	14.9	0.0309
5	15	20	166800	834	CP-OFDM QPSK	1@1	22.84	15.19	0.0330
5	15	20	166800	834	CP-OFDM QPSK	1@104	22.04	14.39	0.0275
5	15	20	167300	836.5	DFT-s-OFDM PI/2 BPSK	50@25	23.85	16.2	0.0417
5	15	20	167300	836.5	DFT-s-OFDM PI/2 BPSK	1@1	23.51	15.86	0.0385
5	15	20	167300	836.5	DFT-s-OFDM PI/2 BPSK	1@104	22.87	15.22	0.0333
5	15	20	167300	836.5	DFT-s-OFDM QPSK	50@25	23.46	15.81	0.0381
5	15	20	167300	836.5	DFT-s-OFDM QPSK	1@1	23.54	15.89	0.0388

5	15	20	167300	836.5	DFT-s-OFDM QPSK	1@104	22.82	15.17	0.0329
5	15	20	167300	836.5	DFT-s-OFDM 16 QAM	50@25	23.03	15.38	0.0345
5	15	20	167300	836.5	DFT-s-OFDM 16 QAM	1@1	23.03	15.38	0.0345
5	15	20	167300	836.5	DFT-s-OFDM 16 QAM	1@104	22.24	14.59	0.0288
5	15	20	167300	836.5	DFT-s-OFDM 64 QAM	50@25	21.5	13.85	0.0243
5	15	20	167300	836.5	DFT-s-OFDM 64 QAM	1@1	21.71	14.06	0.0255
5	15	20	167300	836.5	DFT-s-OFDM 64 QAM	1@104	20.86	13.21	0.0209
5	15	20	167300	836.5	DFT-s-OFDM 256 QAM	50@25	19.47	11.82	0.0152
5	15	20	167300	836.5	DFT-s-OFDM 256 QAM	1@1	19.97	12.32	0.0171
5	15	20	167300	836.5	DFT-s-OFDM 256 QAM	1@104	19.22	11.57	0.0144
5	15	20	167300	836.5	CP-OFDM QPSK	53@26	22.42	14.77	0.0300
5	15	20	167300	836.5	CP-OFDM QPSK	1@1	22.91	15.26	0.0336
5	15	20	167300	836.5	CP-OFDM QPSK	1@104	22.04	14.39	0.0275
5	15	20	167800	839	DFT-s-OFDM PI/2 BPSK	50@25	23.55	15.9	0.0389
5	15	20	167800	839	DFT-s-OFDM PI/2 BPSK	1@1	23.51	15.86	0.0385
5	15	20	167800	839	DFT-s-OFDM PI/2 BPSK	1@104	22.76	15.11	0.0324
5	15	20	167800	839	DFT-s-OFDM QPSK	50@25	23.34	15.69	0.0371
5	15	20	167800	839	DFT-s-OFDM QPSK	1@1	23.48	15.83	0.0383
5	15	20	167800	839	DFT-s-OFDM QPSK	1@104	22.69	15.04	0.0319
5	15	20	167800	839	DFT-s-OFDM 16 QAM	50@25	22.9	15.25	0.0335
5	15	20	167800	839	DFT-s-OFDM 16 QAM	1@1	22.85	15.2	0.0331
5	15	20	167800	839	DFT-s-OFDM 16 QAM	1@104	22.33	14.68	0.0294
5	15	20	167800	839	DFT-s-OFDM 64 QAM	50@25	21.34	13.69	0.0234
5	15	20	167800	839	DFT-s-OFDM 64 QAM	1@1	21.54	13.89	0.0245
5	15	20	167800	839	DFT-s-OFDM 64 QAM	1@104	20.93	13.28	0.0213
5	15	20	167800	839	DFT-s-OFDM 256 QAM	50@25	19.28	11.63	0.0146
5	15	20	167800	839	DFT-s-OFDM 256 QAM	1@1	19.84	12.19	0.0166
5	15	20	167800	839	DFT-s-OFDM 256 QAM	1@104	19.18	11.53	0.0142
5	15	20	167800	839	CP-OFDM QPSK	53@26	22.34	14.69	0.0294
5	15	20	167800	839	CP-OFDM QPSK	1@1	22.78	15.13	0.0326
5	15	20	167800	839	CP-OFDM QPSK	1@104	22.17	14.52	0.0283

FR1 N5 (SCS30kHz)

Transmitter Conducted Output Power And ERP, (G_T - L_C)= -5.5dB

NR Band	SCS	Band Width	Arfcn	Freq (MHz)	Modulation	RB	Conducted Power(dBm)	ERP (dBm)	ERP (W)
5	30	10	165800	829	DFT-s-OFDM QPSK	12@6	23.46	15.81	0.0381
5	30	10	165800	829	DFT-s-OFDM QPSK	1@1	23.38	15.73	0.0374
5	30	10	165800	829	DFT-s-OFDM QPSK	1@22	23.34	15.69	0.0371
5	30	10	165800	829	DFT-s-OFDM 16 QAM	12@6	23.13	15.48	0.0353
5	30	10	165800	829	DFT-s-OFDM 16 QAM	1@1	23.16	15.51	0.0356
5	30	10	165800	829	DFT-s-OFDM 16 QAM	1@22	22.85	15.2	0.0331
5	30	10	167300	836.5	DFT-s-OFDM QPSK	12@6	23.29	15.64	0.0366
5	30	10	167300	836.5	DFT-s-OFDM QPSK	1@1	23.29	15.64	0.0366
5	30	10	167300	836.5	DFT-s-OFDM QPSK	1@22	22.94	15.29	0.0338
5	30	10	167300	836.5	DFT-s-OFDM 16 QAM	12@6	22.84	15.19	0.0330
5	30	10	167300	836.5	DFT-s-OFDM 16 QAM	1@1	22.83	15.18	0.0330
5	30	10	167300	836.5	DFT-s-OFDM 16 QAM	1@22	22.41	14.76	0.0299
5	30	10	168800	844	DFT-s-OFDM QPSK	12@6	22.9	15.25	0.0335
5	30	10	168800	844	DFT-s-OFDM QPSK	1@1	22.91	15.26	0.0336
5	30	10	168800	844	DFT-s-OFDM QPSK	1@22	22.8	15.15	0.0327
5	30	10	168800	844	DFT-s-OFDM 16 QAM	12@6	22.41	14.76	0.0299
5	30	10	168800	844	DFT-s-OFDM 16 QAM	1@1	22.39	14.74	0.0298
5	30	10	168800	844	DFT-s-OFDM 16 QAM	1@22	22.27	14.62	0.0290
5	30	15	166300	831.5	DFT-s-OFDM QPSK	18@9	23.42	15.77	0.0378
5	30	15	166300	831.5	DFT-s-OFDM QPSK	1@1	23.65	16	0.0398
5	30	15	166300	831.5	DFT-s-OFDM QPSK	1@36	23.21	15.56	0.0360
5	30	15	166300	831.5	DFT-s-OFDM 16 QAM	18@9	23.04	15.39	0.0346
5	30	15	166300	831.5	DFT-s-OFDM 16 QAM	1@1	23.15	15.5	0.0355
5	30	15	166300	831.5	DFT-s-OFDM 16 QAM	1@36	22.62	14.97	0.0314
5	30	15	167300	836.5	DFT-s-OFDM QPSK	18@9	23.34	15.69	0.0371
5	30	15	167300	836.5	DFT-s-OFDM QPSK	1@1	23.53	15.88	0.0387
5	30	15	167300	836.5	DFT-s-OFDM QPSK	1@36	22.8	15.15	0.0327
5	30	15	167300	836.5	DFT-s-OFDM 16 QAM	18@9	22.84	15.19	0.0330
5	30	15	167300	836.5	DFT-s-OFDM 16 QAM	1@1	22.92	15.27	0.0337
5	30	15	167300	836.5	DFT-s-OFDM 16 QAM	1@36	22.34	14.69	0.0294
5	30	15	168300	841.5	DFT-s-OFDM QPSK	18@9	22.99	15.34	0.0342
5	30	15	168300	841.5	DFT-s-OFDM QPSK	1@1	23.45	15.8	0.0380
5	30	15	168300	841.5	DFT-s-OFDM QPSK	1@36	22.81	15.16	0.0328
5	30	15	168300	841.5	DFT-s-OFDM 16 QAM	18@9	22.54	14.89	0.0308
5	30	15	168300	841.5	DFT-s-OFDM 16 QAM	1@1	22.71	15.06	0.0321
5	30	15	168300	841.5	DFT-s-OFDM 16 QAM	1@36	22.26	14.61	0.0289
5	30	20	166800	834	DFT-s-OFDM PI/2 BPSK	25@12	23.66	16.01	0.0399
5	30	20	166800	834	DFT-s-OFDM PI/2 BPSK	1@1	23.25	15.6	0.0363

5	30	20	166800	834	DFT-s-OFDM PI/2 BPSK	1@49	22.49	14.84	0.0305
5	30	20	166800	834	DFT-s-OFDM QPSK	25@12	23.22	15.57	0.0361
5	30	20	166800	834	DFT-s-OFDM QPSK	1@1	23.29	15.64	0.0366
5	30	20	166800	834	DFT-s-OFDM QPSK	1@49	22.48	14.83	0.0304
5	30	20	166800	834	DFT-s-OFDM 16 QAM	25@12	23	15.35	0.0343
5	30	20	166800	834	DFT-s-OFDM 16 QAM	1@1	23.02	15.37	0.0344
5	30	20	166800	834	DFT-s-OFDM 16 QAM	1@49	22.31	14.66	0.0292
5	30	20	166800	834	DFT-s-OFDM 64 QAM	25@12	21.41	13.76	0.0238
5	30	20	166800	834	DFT-s-OFDM 64 QAM	1@1	21.74	14.09	0.0256
5	30	20	166800	834	DFT-s-OFDM 64 QAM	1@49	20.97	13.32	0.0215
5	30	20	166800	834	DFT-s-OFDM 256 QAM	25@12	19.42	11.77	0.0150
5	30	20	166800	834	DFT-s-OFDM 256 QAM	1@1	19.84	12.19	0.0166
5	30	20	166800	834	DFT-s-OFDM 256 QAM	1@49	19.09	11.44	0.0139
5	30	20	166800	834	CP-OFDM QPSK	25@12	22.43	14.78	0.0301
5	30	20	166800	834	CP-OFDM QPSK	1@1	22.5	14.85	0.0305
5	30	20	166800	834	CP-OFDM QPSK	1@49	21.78	14.13	0.0259
5	30	20	167300	836.5	DFT-s-OFDM PI/2 BPSK	25@12	23.35	15.7	0.0372
5	30	20	167300	836.5	DFT-s-OFDM PI/2 BPSK	1@1	23.22	15.57	0.0361
5	30	20	167300	836.5	DFT-s-OFDM PI/2 BPSK	1@49	22.61	14.96	0.0313
5	30	20	167300	836.5	DFT-s-OFDM QPSK	25@12	23.19	15.54	0.0358
5	30	20	167300	836.5	DFT-s-OFDM QPSK	1@1	23.23	15.58	0.0361
5	30	20	167300	836.5	DFT-s-OFDM QPSK	1@49	22.6	14.95	0.0313
5	30	20	167300	836.5	DFT-s-OFDM 16 QAM	25@12	22.93	15.28	0.0337
5	30	20	167300	836.5	DFT-s-OFDM 16 QAM	1@1	22.96	15.31	0.0340
5	30	20	167300	836.5	DFT-s-OFDM 16 QAM	1@49	22.24	14.59	0.0288
5	30	20	167300	836.5	DFT-s-OFDM 64 QAM	25@12	21.33	13.68	0.0233
5	30	20	167300	836.5	DFT-s-OFDM 64 QAM	1@1	21.63	13.98	0.0250
5	30	20	167300	836.5	DFT-s-OFDM 64 QAM	1@49	20.91	13.26	0.0212
5	30	20	167300	836.5	DFT-s-OFDM 256 QAM	25@12	19.36	11.71	0.0148
5	30	20	167300	836.5	DFT-s-OFDM 256 QAM	1@1	19.94	12.29	0.0169
5	30	20	167300	836.5	DFT-s-OFDM 256 QAM	1@49	19.23	11.58	0.0144
5	30	20	167300	836.5	CP-OFDM QPSK	25@12	22.45	14.8	0.0302
5	30	20	167300	836.5	CP-OFDM QPSK	1@1	22.44	14.79	0.0301
5	30	20	167300	836.5	CP-OFDM QPSK	1@49	21.74	14.09	0.0256
5	30	20	167800	839	DFT-s-OFDM PI/2 BPSK	25@12	23.19	15.54	0.0358
5	30	20	167800	839	DFT-s-OFDM PI/2 BPSK	1@1	23.17	15.52	0.0356
5	30	20	167800	839	DFT-s-OFDM PI/2 BPSK	1@49	22.6	14.95	0.0313
5	30	20	167800	839	DFT-s-OFDM QPSK	25@12	23.02	15.37	0.0344
5	30	20	167800	839	DFT-s-OFDM QPSK	1@1	23.2	15.55	0.0359
5	30	20	167800	839	DFT-s-OFDM QPSK	1@49	22.58	14.93	0.0311
5	30	20	167800	839	DFT-s-OFDM 16 QAM	25@12	22.77	15.12	0.0325
5	30	20	167800	839	DFT-s-OFDM 16 QAM	1@1	22.81	15.16	0.0328
5	30	20	167800	839	DFT-s-OFDM 16 QAM	1@49	22.27	14.62	0.0290

5	30	20	167800	839	DFT-s-OFDM 64 QAM	25@12	21.17	13.52	0.0225
5	30	20	167800	839	DFT-s-OFDM 64 QAM	1@1	21.51	13.86	0.0243
5	30	20	167800	839	DFT-s-OFDM 64 QAM	1@49	20.9	13.25	0.0211
5	30	20	167800	839	DFT-s-OFDM 256 QAM	25@12	19.18	11.53	0.0142
5	30	20	167800	839	DFT-s-OFDM 256 QAM	1@1	19.65	12	0.0158
5	30	20	167800	839	DFT-s-OFDM 256 QAM	1@49	19.02	11.37	0.0137
5	30	20	167800	839	CP-OFDM QPSK	25@12	22.21	14.56	0.0286
5	30	20	167800	839	CP-OFDM QPSK	1@1	22.47	14.82	0.0303
5	30	20	167800	839	CP-OFDM QPSK	1@49	21.9	14.25	0.0266

Software Version: 23.06.1602

FR1 N26 (SCS15kHz)

Transmitter Conducted Output Power And ERP, (G_T - L_C)= -5.5dBi

NR Band	SCS	Band Width	Arfcn	Freq (MHz)	Modulation	RB	Conducted Power(dBm)	ERP (dBm)	ERP (W)
26	15	5	165300	826.5	DFT-s-OFDM QPSK	12@6	23.79	16.14	0.0411
26	15	5	165300	826.5	DFT-s-OFDM QPSK	1@1	23.92	16.27	0.0424
26	15	5	165300	826.5	DFT-s-OFDM QPSK	1@23	23.38	15.73	0.0374
26	15	5	165300	826.5	DFT-s-OFDM 16 QAM	12@6	23.56	15.91	0.0390
26	15	5	165300	826.5	DFT-s-OFDM 16 QAM	1@1	23.53	15.88	0.0387
26	15	5	165300	826.5	DFT-s-OFDM 16 QAM	1@23	23.08	15.43	0.0349
26	15	5	167300	836.5	DFT-s-OFDM QPSK	12@6	23.51	15.86	0.0385
26	15	5	167300	836.5	DFT-s-OFDM QPSK	1@1	23.67	16.02	0.0400
26	15	5	167300	836.5	DFT-s-OFDM QPSK	1@23	23.06	15.41	0.0348
26	15	5	167300	836.5	DFT-s-OFDM 16 QAM	12@6	23.17	15.52	0.0356
26	15	5	167300	836.5	DFT-s-OFDM 16 QAM	1@1	23.04	15.39	0.0346
26	15	5	167300	836.5	DFT-s-OFDM 16 QAM	1@23	22.78	15.13	0.0326
26	15	5	169300	846.5	DFT-s-OFDM QPSK	12@6	23.21	15.56	0.0360
26	15	5	169300	846.5	DFT-s-OFDM QPSK	1@1	23.14	15.49	0.0354
26	15	5	169300	846.5	DFT-s-OFDM QPSK	1@23	22.6	14.95	0.0313
26	15	5	169300	846.5	DFT-s-OFDM 16 QAM	12@6	22.84	15.19	0.0330
26	15	5	169300	846.5	DFT-s-OFDM 16 QAM	1@1	22.6	14.95	0.0313
26	15	5	169300	846.5	DFT-s-OFDM 16 QAM	1@23	22.3	14.65	0.0292
26	15	10	165800	829	DFT-s-OFDM QPSK	25@12	23.64	15.99	0.0397
26	15	10	165800	829	DFT-s-OFDM QPSK	1@1	23.78	16.13	0.0410
26	15	10	165800	829	DFT-s-OFDM QPSK	1@50	23.55	15.9	0.0389
26	15	10	165800	829	DFT-s-OFDM 16 QAM	25@12	23.44	15.79	0.0379
26	15	10	165800	829	DFT-s-OFDM 16 QAM	1@1	23.32	15.67	0.0369
26	15	10	165800	829	DFT-s-OFDM 16 QAM	1@50	22.99	15.34	0.0342
26	15	10	167300	836.5	DFT-s-OFDM QPSK	25@12	23.46	15.81	0.0381
26	15	10	167300	836.5	DFT-s-OFDM QPSK	1@1	23.51	15.86	0.0385
26	15	10	167300	836.5	DFT-s-OFDM QPSK	1@50	23.04	15.39	0.0346
26	15	10	167300	836.5	DFT-s-OFDM 16 QAM	25@12	23.02	15.37	0.0344
26	15	10	167300	836.5	DFT-s-OFDM 16 QAM	1@1	23.12	15.47	0.0352
26	15	10	167300	836.5	DFT-s-OFDM 16 QAM	1@50	22.53	14.88	0.0308
26	15	10	168800	844	DFT-s-OFDM QPSK	25@12	23.04	15.39	0.0346
26	15	10	168800	844	DFT-s-OFDM QPSK	1@1	23.13	15.48	0.0353
26	15	10	168800	844	DFT-s-OFDM QPSK	1@50	22.79	15.14	0.0327
26	15	10	168800	844	DFT-s-OFDM 16 QAM	25@12	22.74	15.09	0.0323
26	15	10	168800	844	DFT-s-OFDM 16 QAM	1@1	22.54	14.89	0.0308
26	15	10	168800	844	DFT-s-OFDM 16 QAM	1@50	22.5	14.85	0.0305

26	15	15	166300	831.5	DFT-s-OFDM QPSK	36@18	23.83	16.18	0.0415
26	15	15	166300	831.5	DFT-s-OFDM QPSK	1@1	23.92	16.27	0.0424
26	15	15	166300	831.5	DFT-s-OFDM QPSK	1@77	23.39	15.74	0.0375
26	15	15	166300	831.5	DFT-s-OFDM 16 QAM	36@18	23.55	15.9	0.0389
26	15	15	166300	831.5	DFT-s-OFDM 16 QAM	1@1	23.5	15.85	0.0385
26	15	15	166300	831.5	DFT-s-OFDM 16 QAM	1@77	22.85	15.2	0.0331
26	15	15	167300	836.5	DFT-s-OFDM QPSK	36@18	23.73	16.08	0.0406
26	15	15	167300	836.5	DFT-s-OFDM QPSK	1@1	23.83	16.18	0.0415
26	15	15	167300	836.5	DFT-s-OFDM QPSK	1@77	23.02	15.37	0.0344
26	15	15	167300	836.5	DFT-s-OFDM 16 QAM	36@18	23.33	15.68	0.0370
26	15	15	167300	836.5	DFT-s-OFDM 16 QAM	1@1	23.25	15.6	0.0363
26	15	15	167300	836.5	DFT-s-OFDM 16 QAM	1@77	22.55	14.9	0.0309
26	15	15	168300	841.5	DFT-s-OFDM QPSK	36@18	23.32	15.67	0.0369
26	15	15	168300	841.5	DFT-s-OFDM QPSK	1@1	23.73	16.08	0.0406
26	15	15	168300	841.5	DFT-s-OFDM QPSK	1@77	22.89	15.24	0.0334
26	15	15	168300	841.5	DFT-s-OFDM 16 QAM	36@18	23.08	15.43	0.0349
26	15	15	168300	841.5	DFT-s-OFDM 16 QAM	1@1	23.01	15.36	0.0344
26	15	15	168300	841.5	DFT-s-OFDM 16 QAM	1@77	22.62	14.97	0.0314
26	15	20	166800	834	DFT-s-OFDM PI/2 BPSK	50@25	23.55	15.9	0.0389
26	15	20	166800	834	DFT-s-OFDM PI/2 BPSK	1@1	23.86	16.21	0.0418
26	15	20	166800	834	DFT-s-OFDM PI/2 BPSK	1@104	22.68	15.03	0.0318
26	15	20	166800	834	DFT-s-OFDM QPSK	50@25	23.51	15.86	0.0385
26	15	20	166800	834	DFT-s-OFDM QPSK	1@1	23.96	16.31	0.0428
26	15	20	166800	834	DFT-s-OFDM QPSK	1@104	22.66	15.01	0.0317
26	15	20	166800	834	DFT-s-OFDM 16 QAM	50@25	23.07	15.42	0.0348
26	15	20	166800	834	DFT-s-OFDM 16 QAM	1@1	23.29	15.64	0.0366
26	15	20	166800	834	DFT-s-OFDM 16 QAM	1@104	22.23	14.58	0.0287
26	15	20	166800	834	DFT-s-OFDM 64 QAM	50@25	21.89	14.24	0.0265
26	15	20	166800	834	DFT-s-OFDM 64 QAM	1@1	22.08	14.43	0.0277
26	15	20	166800	834	DFT-s-OFDM 64 QAM	1@104	21.24	13.59	0.0229
26	15	20	166800	834	DFT-s-OFDM 256 QAM	50@25	19.86	12.21	0.0166
26	15	20	166800	834	DFT-s-OFDM 256 QAM	1@1	20.42	12.77	0.0189
26	15	20	166800	834	DFT-s-OFDM 256 QAM	1@104	19.5	11.85	0.0153
26	15	20	166800	834	CP-OFDM QPSK	53@26	22.85	15.2	0.0331
26	15	20	166800	834	CP-OFDM QPSK	1@1	23.28	15.63	0.0366
26	15	20	166800	834	CP-OFDM QPSK	1@104	22.28	14.63	0.0290
26	15	20	167300	836.5	DFT-s-OFDM PI/2 BPSK	50@25	23.58	15.93	0.0392
26	15	20	167300	836.5	DFT-s-OFDM PI/2 BPSK	1@1	23.43	15.78	0.0378
26	15	20	167300	836.5	DFT-s-OFDM PI/2 BPSK	1@104	22.92	15.27	0.0337
26	15	20	167300	836.5	DFT-s-OFDM QPSK	50@25	23.47	15.82	0.0382
26	15	20	167300	836.5	DFT-s-OFDM QPSK	1@1	23.5	15.85	0.0385
26	15	20	167300	836.5	DFT-s-OFDM QPSK	1@104	22.88	15.23	0.0333
26	15	20	167300	836.5	DFT-s-OFDM 16 QAM	50@25	23.28	15.63	0.0366

26	15	20	167300	836.5	DFT-s-OFDM 16 QAM	1@1	23.17	15.52	0.0356
26	15	20	167300	836.5	DFT-s-OFDM 16 QAM	1@104	22.51	14.86	0.0306
26	15	20	167300	836.5	DFT-s-OFDM 64 QAM	50@25	21.78	14.13	0.0259
26	15	20	167300	836.5	DFT-s-OFDM 64 QAM	1@1	21.97	14.32	0.0270
26	15	20	167300	836.5	DFT-s-OFDM 64 QAM	1@104	21.18	13.53	0.0225
26	15	20	167300	836.5	DFT-s-OFDM 256 QAM	50@25	19.76	12.11	0.0163
26	15	20	167300	836.5	DFT-s-OFDM 256 QAM	1@1	20.3	12.65	0.0184
26	15	20	167300	836.5	DFT-s-OFDM 256 QAM	1@104	19.5	11.85	0.0153
26	15	20	167300	836.5	CP-OFDM QPSK	53@26	22.76	15.11	0.0324
26	15	20	167300	836.5	CP-OFDM QPSK	1@1	23.11	15.46	0.0352
26	15	20	167300	836.5	CP-OFDM QPSK	1@104	22.27	14.62	0.0290
26	15	20	167800	839	DFT-s-OFDM PI/2 BPSK	50@25	23.41	15.76	0.0377
26	15	20	167800	839	DFT-s-OFDM PI/2 BPSK	1@1	23.43	15.78	0.0378
26	15	20	167800	839	DFT-s-OFDM PI/2 BPSK	1@104	22.69	15.04	0.0319
26	15	20	167800	839	DFT-s-OFDM QPSK	50@25	23.28	15.63	0.0366
26	15	20	167800	839	DFT-s-OFDM QPSK	1@1	23.44	15.79	0.0379
26	15	20	167800	839	DFT-s-OFDM QPSK	1@104	22.63	14.98	0.0315
26	15	20	167800	839	DFT-s-OFDM 16 QAM	50@25	23.06	15.41	0.0348
26	15	20	167800	839	DFT-s-OFDM 16 QAM	1@1	23.17	15.52	0.0356
26	15	20	167800	839	DFT-s-OFDM 16 QAM	1@104	22.2	14.55	0.0285
26	15	20	167800	839	DFT-s-OFDM 64 QAM	50@25	21.62	13.97	0.0249
26	15	20	167800	839	DFT-s-OFDM 64 QAM	1@1	21.87	14.22	0.0264
26	15	20	167800	839	DFT-s-OFDM 64 QAM	1@104	21.23	13.58	0.0228
26	15	20	167800	839	DFT-s-OFDM 256 QAM	50@25	19.6	11.95	0.0157
26	15	20	167800	839	DFT-s-OFDM 256 QAM	1@1	20.16	12.51	0.0178
26	15	20	167800	839	DFT-s-OFDM 256 QAM	1@104	19.47	11.82	0.0152
26	15	20	167800	839	CP-OFDM QPSK	53@26	22.62	14.97	0.0314
26	15	20	167800	839	CP-OFDM QPSK	1@1	23.09	15.44	0.0350
26	15	20	167800	839	CP-OFDM QPSK	1@104	22.45	14.8	0.0302