B4_N41(10M)_DFT-s-OFDM_BPSK_Edge_1RB_Left_Low_CH

B4_N41(10M)_DFT-s-OFDM_QPSK_Edge_1RB_Left_Low_CH

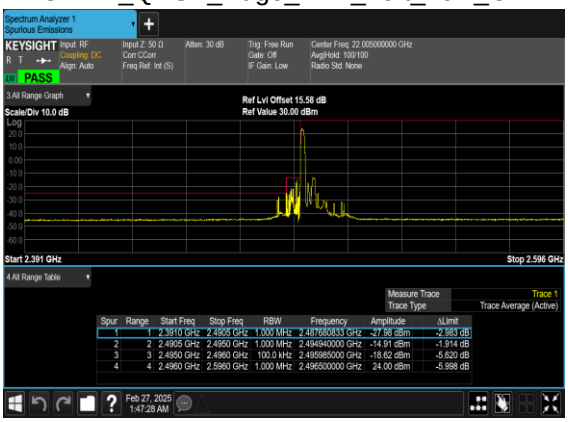

B4_N41(10M)_DFT-s-OFDM_BPSK_Outer_Full_Low_CH

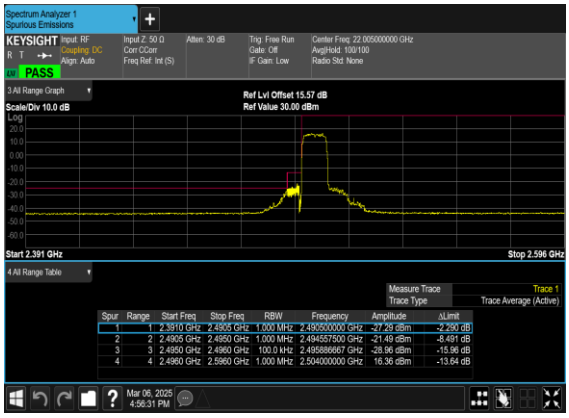

B4_N41(10M)_DFT-s-OFDM_QPSK_Outer_Full_Low_CH

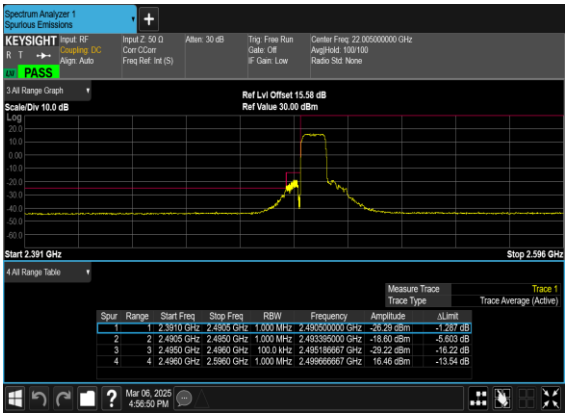

B4_N41(10M)_DFT-s-OFDM_BPSK_Edge_1RB_Right_High_CH

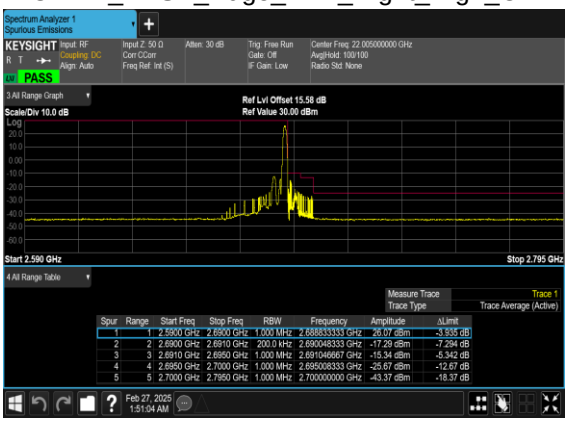

B4_N41(10M)_DFT-s-OFDM_QPSK_Edge_1RB_Right_High_CH

B4_N41(10M)_DFT-s-OFDM_BPSK_Outer_Full_High_CH

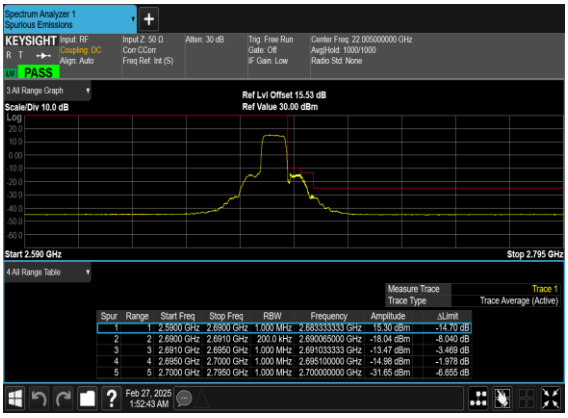

B4_N41(10M)_DFT-s-OFDM_QPSK_Outer_Full_High_CH

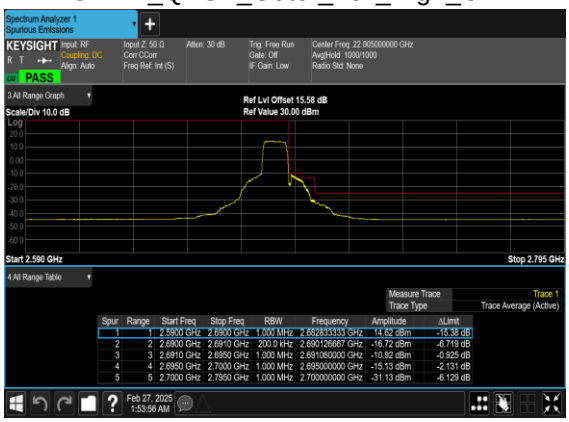

B4_N41(10M)_DFT-s-OFDM_QPSK_Outer_Full_High_CH_CHP_PASS

B4_N41(50M)_DFT-s-OFDM_BPSK_Edge_1RB_Left_Low_CH

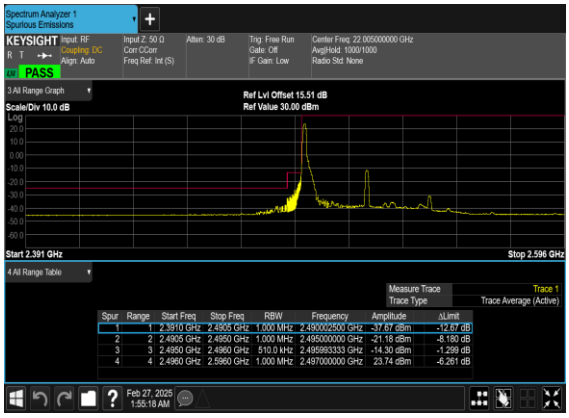

B4_N41(50M)_DFT-s-OFDM_QPSK_Edge_1RB_Left_Low_CH

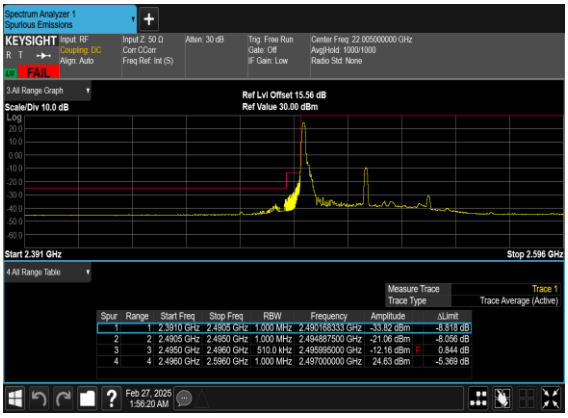

B4_N41(50M)_DFT-s-OFDM_QPSK_Edge_1RB_Left_Low_CH_CHP_PASS

B4_N41(50M)_DFT-s-OFDM_BPSK_Outer_Full_Low_CH

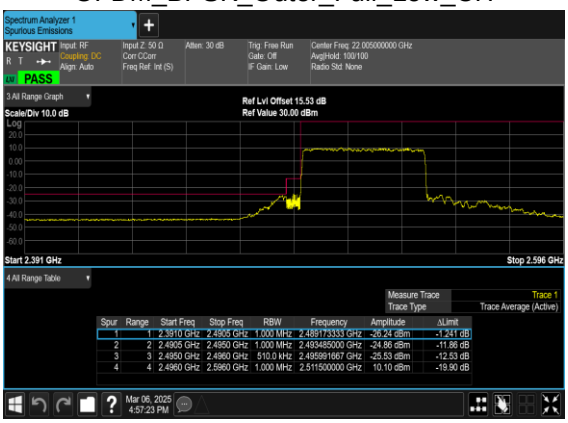

B4_N41(50M)_DFT-s-OFDM_QPSK_Outer_Full_Low_CH

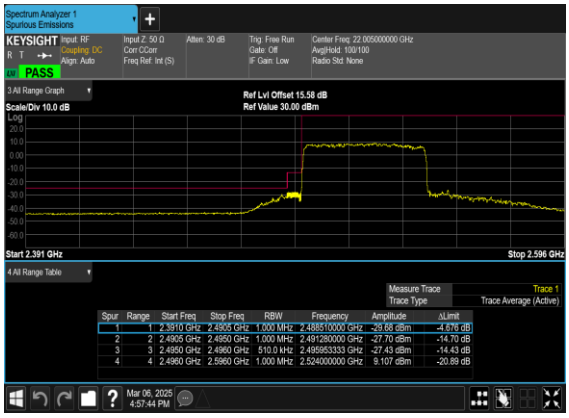

B4_N41(50M)_DFT-s-OFDM_BPSK_Edge_1RB_Right_High_CH

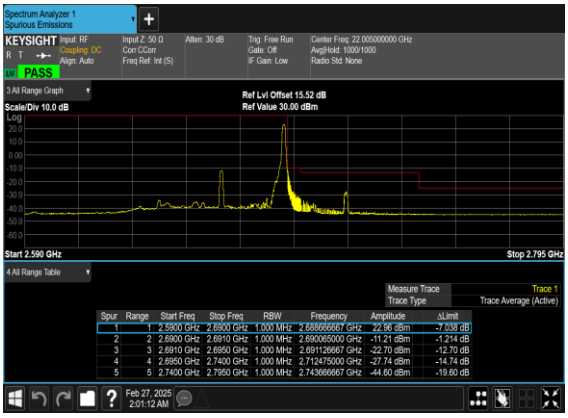

B4_N41(50M)_DFT-s-OFDM_QPSK_Edge_1RB_Right_High_CH

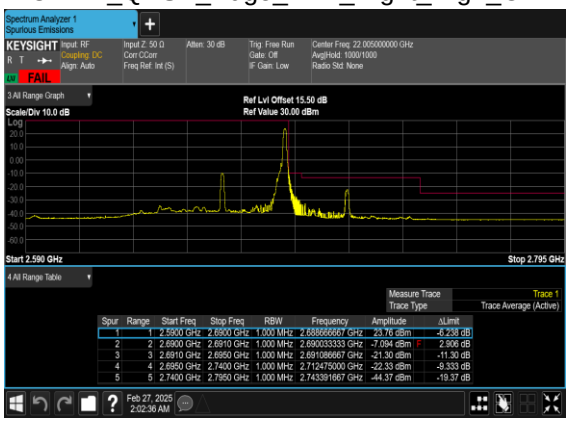

B4_N41(50M)_DFT-s-OFDM_QPSK_Edge_1RB_Right_High_CH_CH P_PASS

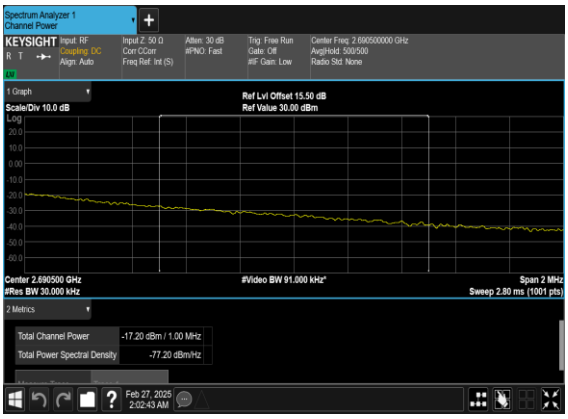

B4_N41(50M)_DFT-s-OFDM_BPSK_Outer_Full_High_CH

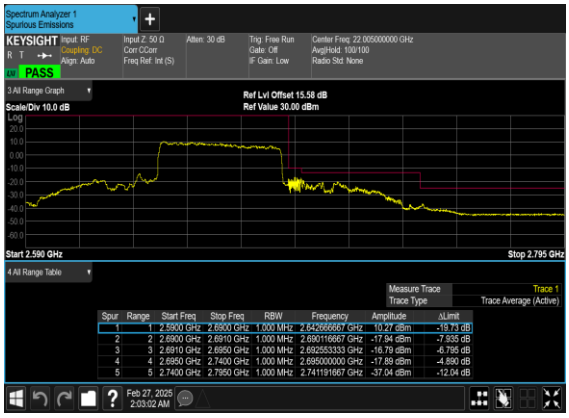

B4_N41(50M)_DFT-s-OFDM_QPSK_Outer_Full_High_CH

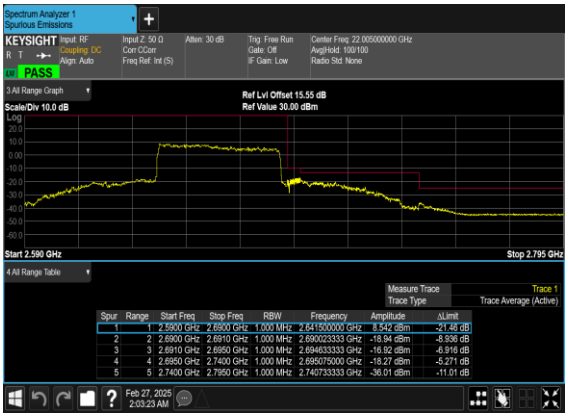

B4_N41(100M)_DFT-s-OFDM_BPSK_Edge_1RB_Left_Low_CH

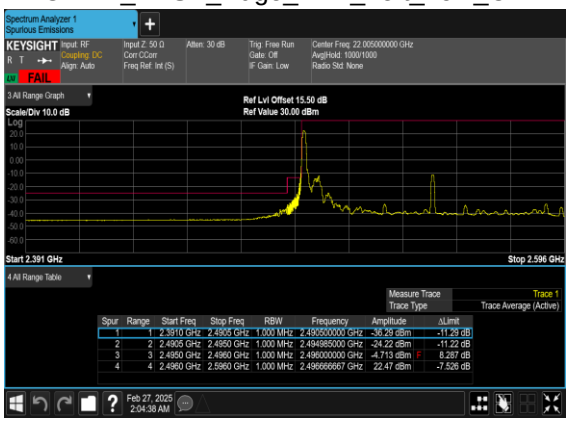

B4_N41(100M)_DFT-s-OFDM_BPSK_Edge_1RB_Left_Low_CH_CHP_

PASS

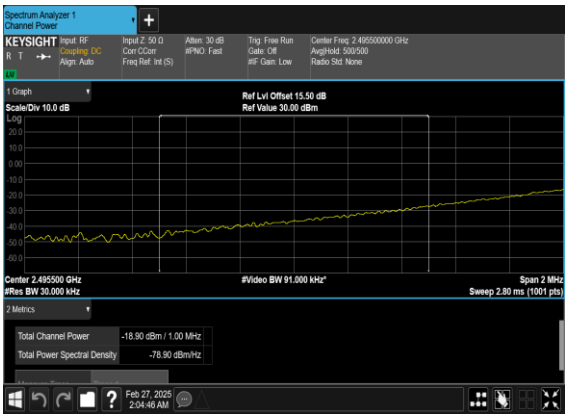

B4_N41(100M)_DFT-s-OFDM_QPSK_Edge_1RB_Left_Low_CH

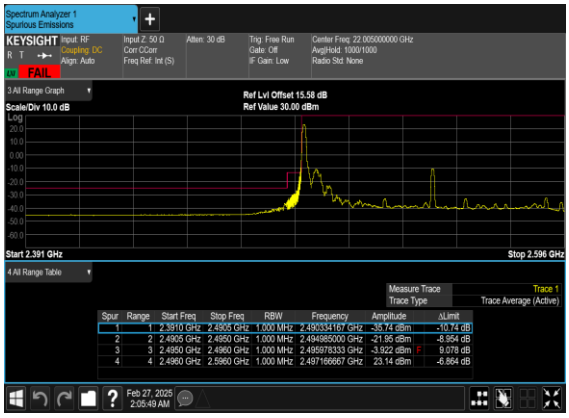

B4_N41(100M)_DFT-s-OFDM_QPSK_Edge_1RB_Left_Low_CH_CHP_

PASS

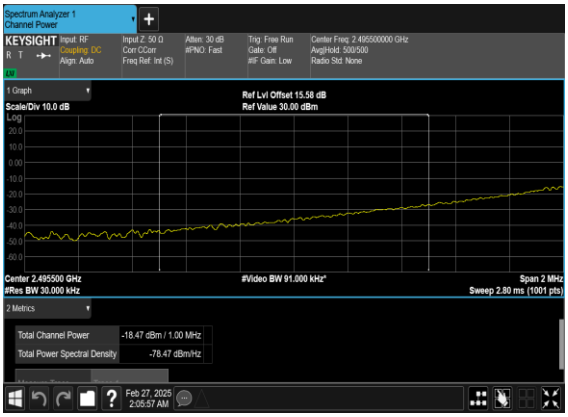

B4_N41(100M)_DFT-s-OFDM_BPSK_Outer_Full_Low_CH

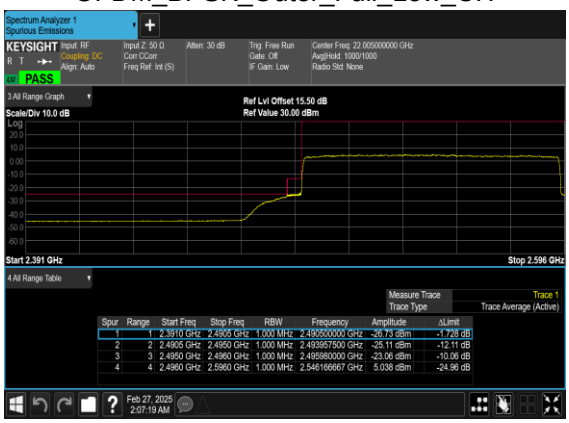

B4_N41(100M)_DFT-s-OFDM_QPSK_Outer_Full_Low_CH

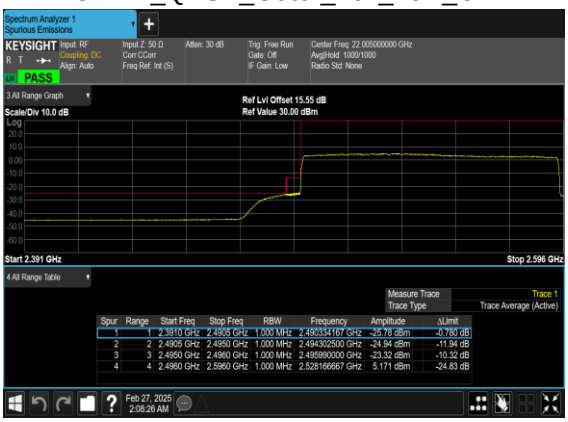

B4_N41(100M)_DFT-s-OFDM_QPSK_Outer_Full_Low_CH_**CHP_PASS**

B4_N41(100M)_DFT-s-OFDM_BPSK_Edge_1RB_Right_High_CH

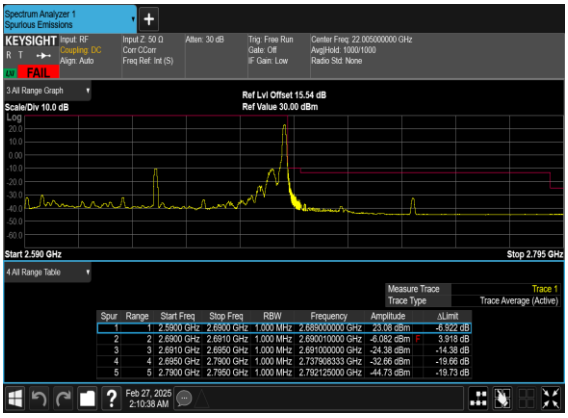

B4_N41(100M)_DFT-s-OFDM_BPSK_Edge_1RB_Right_High_CH_CH
P_PASS

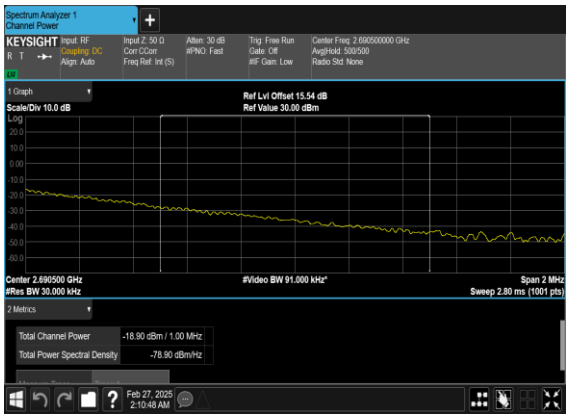

B4_N41(100M)_DFT-s-OFDM_QPSK_Edge_1RB_Right_High_CH

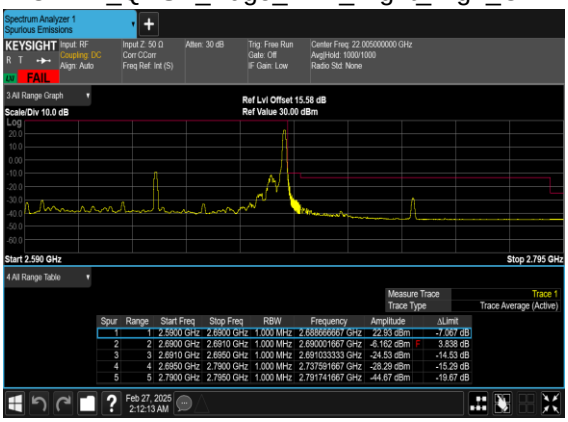

B4_N41(100M)_DFT-s-OFDM_QPSK_Edge_1RB_Right_High_CH_CH
P_PASS

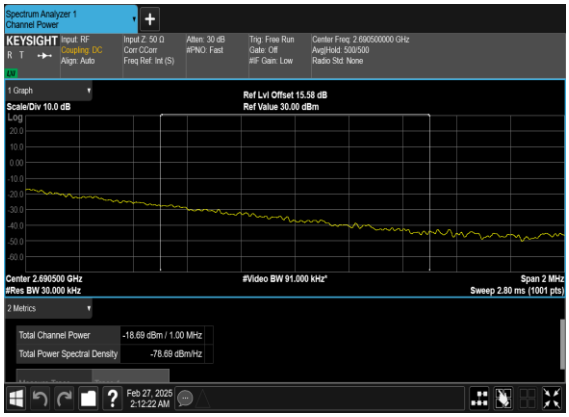

B4_N41(100M)_DFT-s-OFDM_BPSK_Outer_Full_High_CH

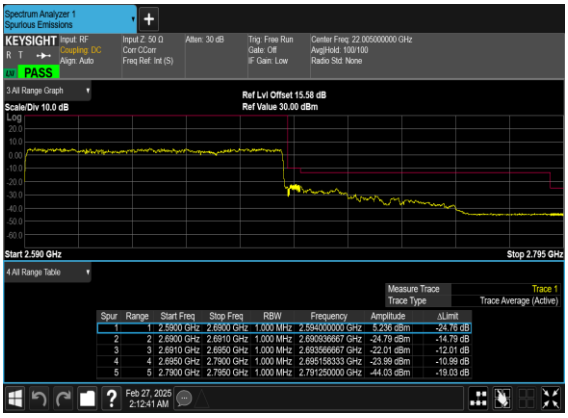

B4_N41(100M)_DFT-s-OFDM_QPSK_Outer_Full_High_CH

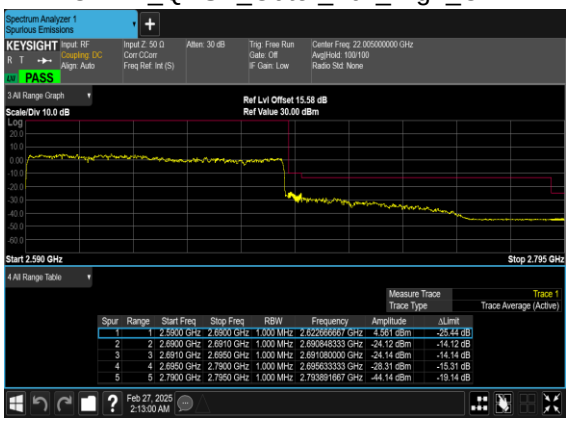

Appendix B. Test Results of Radiated Test

Radiated Spurious Emission

Test Engineer :	Kuang Jia	Temperature :	22~25℃
		Relative Humidity :	48~52%

Note: Pre-scanned harmonic for the different antenna combinations, we choose the worst antenna mode to perform final test.

n7 SA / NR 50MHz / QPSK(ANT1)									
Channel	Frequency (MHz)	EIRP (dBm)	Limit (dBm)	Over Limit (dB)	SPA Reading (dBm)	S.G. Power (dBm)	TX Cable loss (dB)	TX Antenna Gain (dBi)	Polarization (H/V)
Lowest	5002.00	-59.47	-25	-34.47	-81.56	-65.03	7.12	12.68	H
	7503.00	-54.47	-25	-29.47	-81.33	-57.80	8.26	11.59	H
	10004.00	-50.37	-25	-25.37	-81.90	-51.90	10.45	11.98	H
	5002.00	-59.48	-25	-34.48	-81.62	-65.04	7.12	12.68	V
	7503.00	-54.73	-25	-29.73	-81.58	-58.06	8.26	11.59	V
	10004.00	-51.89	-25	-26.89	-81.79	-53.42	10.45	11.98	V
Middle	5022.00	-59.97	-25	-34.97	-82.00	-65.53	7.14	12.70	H
	7533.00	-54.85	-25	-29.85	-81.65	-58.15	8.30	11.60	H
	10044.00	-50.21	-25	-25.21	-81.69	-51.73	10.48	12.00	H
	5022.00	-59.92	-25	-34.92	-82.04	-65.48	7.14	12.70	V
	7533.00	-54.64	-25	-29.64	-81.42	-57.94	8.30	11.60	V
	10044.00	-51.82	-25	-26.82	-81.74	-53.34	10.48	12.00	V
Highest	5042.00	-60.67	-25	-35.67	-82.67	-66.23	7.16	12.72	H
	7563.00	-55.27	-25	-30.27	-81.97	-58.57	8.33	11.63	H
	10084.00	-50.76	-25	-25.76	-82.19	-52.36	10.50	12.10	H
	5042.00	-60.82	-25	-35.82	-82.94	-66.38	7.16	12.72	V
	7563.00	-55.21	-25	-30.21	-81.88	-58.51	8.33	11.63	V
	10084.00	-51.86	-25	-26.86	-81.81	-53.46	10.50	12.10	V

EN-DC_2A_n7A / LTE 20MHz + NR 50MHz / QPSK (ANT1+4)									
Channel	Frequency (MHz)	EIRP (dBm)	Limit (dBm)	Over Limit (dB)	SPA Reading (dBm)	S.G. Power (dBm)	TX Cable loss (dB)	TX Antenna Gain (dBi)	Polarization (H/V)
NR n7 Lowest	5002.00	-59.20	-25	-34.20	-81.29	-64.76	7.12	12.68	H
	7503.00	-54.94	-25	-29.94	-81.80	-58.27	8.26	11.59	H
	10004.00	-50.68	-25	-25.68	-82.21	-52.21	10.45	11.98	H
	5002.00	-58.69	-25	-33.69	-80.83	-64.25	7.12	12.68	V
	7503.00	-55.18	-25	-30.18	-82.03	-58.51	8.26	11.59	V
	10004.00	-52.27	-25	-27.27	-82.17	-53.80	10.45	11.98	V
LTE Band 2 Lowest	3751	-61.54	-13	-48.54	-80.16	-68.29	5.85	12.60	H
	5626.5	-59.47	-13	-46.47	-82.29	-65.27	7.30	13.10	H
	7502	-54.79	-13	-41.79	-81.69	-57.94	8.35	11.50	H
	3751	-61.32	-13	-48.32	-79.87	-68.07	5.85	12.60	V
	5626.5	-59.54	-13	-46.54	-82.08	-65.34	7.30	13.10	V
	7502	-54.98	-13	-41.98	-81.87	-58.13	8.35	11.50	V
NR n7 Middle	5022.00	-59.77	-25	-34.77	-81.80	-65.33	7.14	12.70	H
	7533.00	-55.28	-25	-30.28	-82.08	-58.58	8.30	11.60	H
	10044.00	-50.57	-25	-25.57	-82.05	-52.09	10.48	12.00	H
	5022.00	-59.62	-25	-34.62	-81.74	-65.18	7.14	12.70	V
	7533.00	-54.87	-25	-29.87	-81.65	-58.17	8.30	11.60	V
	10044.00	-52.17	-25	-27.17	-82.09	-53.69	10.48	12.00	V
LTE Band 2 Middle	3751	-61.63	-13	-48.63	-80.25	-68.38	5.85	12.60	H
	5626.5	-59.11	-13	-46.11	-81.93	-64.91	7.30	13.10	H
	7502	-55.03	-13	-42.03	-81.93	-58.18	8.35	11.50	H
	3751	-61.45	-13	-48.45	-80	-68.20	5.85	12.60	V
	5626.5	-59.78	-13	-46.78	-82.32	-65.58	7.30	13.10	V
	7502	-54.70	-13	-41.70	-81.59	-57.85	8.35	11.50	V
NR n7 Highest	5042.00	-60.27	-25	-35.27	-82.27	-65.83	7.16	12.72	H
	7564.00	-55.06	-25	-30.06	-81.76	-58.36	8.33	11.63	H
	10084.00	-50.17	-25	-25.17	-81.60	-51.77	10.50	12.10	H
	5042.00	-60.55	-25	-35.55	-82.67	-66.11	7.16	12.72	V
	7564.00	-55.12	-25	-30.12	-81.79	-58.42	8.33	11.63	V
	10084.00	-51.76	-25	-26.76	-81.71	-53.36	10.50	12.10	V
LTE Band 2 Highest	3751	-61.34	-13	-48.34	-79.96	-68.09	5.85	12.60	H
	5626.5	-58.56	-13	-45.56	-81.38	-64.36	7.30	13.10	H
	7502	-55.06	-13	-42.06	-81.96	-58.21	8.35	11.50	H
	3751	-61.26	-13	-48.26	-79.81	-68.01	5.85	12.60	V
	5626.5	-59.08	-13	-46.08	-81.62	-64.88	7.30	13.10	V
	7502	-55.12	-13	-42.12	-82.01	-58.27	8.35	11.50	V

Remark: Spurious emissions within 30-1000MHz were found more than 20dB below limit line.

EN-DC_2A_n7A / LTE 20MHz + NR 50MHz / QPSK (ANT1+4) Other PA									
Channel	Frequency (MHz)	EIRP (dBm)	Limit (dBm)	Over Limit (dB)	SPA Reading (dBm)	S.G. Power (dBm)	TX Cable loss (dB)	TX Antenna Gain (dBi)	Polarization (H/V)
NR n7 Lowest	5002.00	-59.58	-25	-34.58	-81.67	-65.14	7.12	12.68	H
	7503.00	-55.28	-25	-30.28	-82.14	-58.61	8.26	11.59	H
	10004.00	-51.18	-25	-26.18	-82.71	-52.71	10.45	11.98	H
	5002.00	-59.36	-25	-34.36	-81.5	-64.92	7.12	12.68	V
	7503.00	-55.11	-25	-30.11	-81.96	-58.44	8.26	11.59	V
	10004.00	-52.72	-25	-27.72	-82.62	-54.25	10.45	11.98	V
LTE Band 2 Lowest	3751	-61.55	-13	-48.55	-80.17	-68.30	5.85	12.60	H
	5626.5	-59.64	-13	-46.64	-82.46	-65.44	7.30	13.10	H
	7502	-55.28	-13	-42.28	-82.18	-58.43	8.35	11.50	H
	3751	-61.66	-13	-48.66	-80.21	-68.41	5.85	12.60	V
	5626.5	-60.03	-13	-47.03	-82.57	-65.83	7.30	13.10	V
	7502	-55.11	-13	-42.11	-82	-58.26	8.35	11.50	V
NR n7 Middle	5022.00	-59.44	-25	-34.44	-81.47	-65.00	7.14	12.70	H
	7533.00	-55.14	-25	-30.14	-81.94	-58.44	8.30	11.60	H
	10044.00	-51.04	-25	-26.04	-82.52	-52.56	10.48	12.00	H
	5022.00	-59.80	-25	-34.80	-81.92	-65.36	7.14	12.70	V
	7533.00	-55.27	-25	-30.27	-82.05	-58.57	8.30	11.60	V
	10044.00	-52.70	-25	-27.70	-82.62	-54.22	10.48	12.00	V
LTE Band 2 Middle	3751	-61.74	-13	-48.74	-80.36	-68.49	5.85	12.60	H
	5626.5	-59.44	-13	-46.44	-82.26	-65.24	7.30	13.10	H
	7502	-55.10	-13	-42.10	-82.00	-58.25	8.35	11.50	H
	3751	-61.90	-13	-48.90	-80.45	-68.65	5.85	12.60	V
	5626.5	-59.90	-13	-46.90	-82.44	-65.70	7.30	13.10	V
	7502	-55.20	-13	-42.20	-82.09	-58.35	8.35	11.50	V
NR n7 Highest	5042.00	-60.77	-25	-35.77	-82.77	-66.33	7.16	12.72	H
	7563.00	-54.95	-25	-29.95	-81.65	-58.25	8.33	11.63	H
	10084.00	-50.88	-25	-25.88	-82.31	-52.48	10.50	12.10	H
	5042.00	-60.93	-25	-35.93	-83.05	-66.49	7.16	12.72	V
	7563.00	-55.25	-25	-30.25	-81.92	-58.55	8.33	11.63	V
	10084.00	-52.65	-25	-27.65	-82.6	-54.25	10.50	12.10	V
LTE Band 2 Highest	3751	-61.67	-13	-48.67	-80.29	-68.42	5.85	12.60	H
	5626.5	-59.46	-13	-46.46	-82.28	-65.26	7.30	13.10	H
	7502	-55.05	-13	-42.05	-81.95	-58.20	8.35	11.50	H
	3751	-61.55	-13	-48.55	-80.1	-68.30	5.85	12.60	V
	5626.5	-59.88	-13	-46.88	-82.42	-65.68	7.30	13.10	V
	7502	-55.08	-13	-42.08	-81.97	-58.23	8.35	11.50	V

Remark: Spurious emissions within 30-1000MHz were found more than 20dB below limit line.

n41 SA / NR 100MHz / QPSK(ANT1)									
Channel	Frequency (MHz)	EIRP (dBm)	Limit (dBm)	Over Limit (dB)	SPA Reading (dBm)	S.G. Power (dBm)	TX Cable loss (dB)	TX Antenna Gain (dBi)	Polarization (H/V)
Lowest	4994.00	-59.30	-25	-34.30	-81.39	-64.86	7.12	12.68	H
	7491.00	-54.38	-25	-29.38	-81.28	-57.71	8.26	11.59	H
	9988.00	-50.26	-25	-25.26	-81.79	-51.79	10.45	11.98	H
	4994.00	-59.44	-25	-34.44	-81.58	-65.00	7.12	12.68	V
	7491.00	-54.51	-25	-29.51	-81.4	-57.84	8.26	11.59	V
	9988.00	-52.01	-25	-27.01	-81.87	-53.54	10.45	11.98	V
Middle	5090.00	-60.26	-25	-35.26	-82.18	-65.82	7.14	12.70	H
	7635.00	-54.59	-25	-29.59	-81.23	-57.89	8.30	11.60	H
	10180.00	-50.55	-25	-25.55	-81.86	-52.07	10.48	12.00	H
	5090.00	-60.33	-25	-35.33	-82.43	-65.89	7.14	12.70	V
	7635.00	-54.40	-25	-29.40	-80.96	-57.70	8.30	11.60	V
	10180.00	-51.68	-25	-26.68	-81.74	-53.20	10.48	12.00	V
Highest	5342.00	-60.78	-25	-35.78	-82.50	-66.34	7.16	12.72	H
	8013.00	-53.52	-25	-28.52	-81.83	-56.82	8.33	11.63	H
	10684.00	-50.31	-25	-25.31	-81.61	-51.91	10.50	12.10	H
	5342.00	-60.68	-25	-35.68	-82.55	-66.24	7.16	12.72	V
	8013.00	-53.74	-25	-28.74	-81.77	-57.04	8.33	11.63	V
	10684.00	-50.69	-25	-25.69	-81.54	-52.29	10.50	12.10	V

EN-DC_66A_n41A / LTE 20MHz + NR 100MHz / QPSK (ANT1+4)									
Channel	Frequency (MHz)	EIRP (dBm)	Limit (dBm)	Over Limit (dB)	SPA Reading (dBm)	S.G. Power (dBm)	TX Cable loss (dB)	TX Antenna Gain (dBi)	Polarization (H/V)
NR n41 Lowest	4996.00	-59.59	-25	-34.59	-81.68	-65.15	7.12	12.68	H
	7494.00	-54.99	-25	-29.99	-81.89	-58.32	8.26	11.59	H
	9992.00	-51.51	-25	-26.51	-83.04	-53.04	10.45	11.98	H
	4996.00	-59.56	-25	-34.56	-81.7	-65.12	7.12	12.68	V
	7494.00	-55.51	-25	-30.51	-82.4	-58.84	8.26	11.59	V
	9992.00	-53.05	-25	-28.05	-82.91	-54.58	10.45	11.98	V
LTE Band 66 Lowest	3481	-62.25	-13	-49.25	-79.29	-69.10	5.65	12.50	H
	5221.5	-61.37	-13	-48.37	-83.11	-67.04	7.13	12.80	H
	6962	-56.48	-13	-43.48	-82.52	-59.88	8.40	11.80	H
	3481	-61.82	-13	-48.82	-78.85	-68.67	5.65	12.50	V
	5221.5	-61.16	-13	-48.16	-83.15	-66.83	7.13	12.80	V
	6962	-56.36	-13	-43.36	-82.86	-59.76	8.40	11.80	V
NR n41 Middle	5090.00	-61.58	-25	-36.58	-83.50	-67.14	7.14	12.70	H
	7635.00	-55.26	-25	-30.26	-81.90	-58.56	8.30	11.60	H
	10180.00	-50.12	-25	-25.12	-81.43	-51.64	10.48	12.00	H
	5090.00	-61.20	-25	-36.20	-83.3	-66.76	7.14	12.70	V
	7635.00	-55.34	-25	-30.34	-81.9	-58.64	8.30	11.60	V
	10180.00	-52.33	-25	-27.33	-82.39	-53.85	10.48	12.00	V
LTE Band 66 Middle	3481	-62.37	-13	-49.37	-79.41	-69.22	5.65	12.50	H
	5221.5	-61.42	-13	-48.42	-83.16	-67.09	7.13	12.80	H
	6962	-56.53	-13	-43.53	-82.57	-59.93	8.40	11.80	H
	3481	-61.93	-13	-48.93	-78.96	-68.78	5.65	12.50	V
	5221.5	-60.88	-13	-47.88	-82.87	-66.55	7.13	12.80	V
	6962	-56.22	-13	-43.22	-82.72	-59.62	8.40	11.80	V
NR n41 Highest	5184.00	-61.16	-25	-36.16	-82.96	-66.72	7.16	12.72	H
	7776.00	-55.33	-25	-30.33	-82.16	-58.63	8.33	11.63	H
	10368.00	-51.53	-25	-26.53	-82.62	-53.13	10.50	12.10	H
	5184.00	-60.92	-25	-35.92	-83.01	-66.48	7.16	12.72	V
	7776.00	-55.51	-25	-30.51	-82.17	-58.81	8.33	11.63	V
	10368.00	-52.23	-25	-27.23	-82.49	-53.83	10.50	12.10	V
LTE Band 66 Highest	3481	-62.21	-13	-49.21	-79.25	-69.06	5.65	12.50	H
	5221.5	-61.21	-13	-48.21	-82.95	-66.88	7.13	12.80	H
	6962	-56.35	-13	-43.35	-82.39	-59.75	8.40	11.80	H
	3481	-62.25	-13	-49.25	-79.28	-69.10	5.65	12.50	V
	5221.5	-61.13	-13	-48.13	-83.12	-66.80	7.13	12.80	V
	6962	-55.47	-13	-42.47	-81.97	-58.87	8.40	11.80	V

Remark: Spurious emissions within 30-1000MHz were found more than 20dB below limit line.

EN-DC_66A_n41A / LTE 20MHz + NR 100MHz / QPSK (ANT1+4) Other PA									
Channel	Frequency (MHz)	EIRP (dBm)	Limit (dBm)	Over Limit (dB)	SPA Reading (dBm)	S.G. Power (dBm)	TX Cable loss (dB)	TX Antenna Gain (dBi)	Polarization (H/V)
NR n41 Lowest	4996.00	-58.93	-25	-33.93	-81.02	-64.49	7.12	12.68	H
	7494.00	-54.66	-25	-29.66	-81.56	-57.99	8.26	11.59	H
	9992.00	-50.37	-25	-25.37	-81.90	-51.90	10.45	11.98	H
	4996.00	-59.24	-25	-34.24	-81.38	-64.80	7.12	12.68	V
	7494.00	-54.69	-25	-29.69	-81.58	-58.02	8.26	11.59	V
	9992.00	-52.18	-25	-27.18	-82.04	-53.71	10.45	11.98	V
LTE Band 66 Lowest	3481	-61.71	-13	-48.71	-78.75	-68.56	5.65	12.50	H
	5221.5	-60.66	-13	-47.66	-82.40	-66.33	7.13	12.80	H
	6962	-56.00	-13	-43.00	-82.04	-59.40	8.40	11.80	H
	3481	-61.76	-13	-48.76	-78.79	-68.61	5.65	12.50	V
	5221.5	-60.49	-13	-47.49	-82.48	-66.16	7.13	12.80	V
	6962	-55.50	-13	-42.50	-82	-58.90	8.40	11.80	V
NR n41 Middle	5090.00	-60.81	-25	-35.81	-82.73	-66.37	7.14	12.70	H
	7635.00	-54.71	-25	-29.71	-81.35	-58.01	8.30	11.60	H
	10180.00	-50.48	-25	-25.48	-81.79	-52.00	10.48	12.00	H
	5090.00	-60.64	-25	-35.64	-82.74	-66.20	7.14	12.70	V
	7635.00	-54.69	-25	-29.69	-81.25	-57.99	8.30	11.60	V
	10180.00	-51.37	-25	-26.37	-81.43	-52.89	10.48	12.00	V
LTE Band 66 Middle	3481	-61.58	-13	-48.58	-78.62	-68.43	5.65	12.50	H
	5221.5	-60.66	-13	-47.66	-82.40	-66.33	7.13	12.80	H
	6962	-56.05	-13	-43.05	-82.09	-59.45	8.40	11.80	H
	3481	-61.47	-13	-48.47	-78.5	-68.32	5.65	12.50	V
	5221.5	-60.54	-13	-47.54	-82.53	-66.21	7.13	12.80	V
	6962	-55.66	-13	-42.66	-82.16	-59.06	8.40	11.80	V
NR n41 Highest	5184.00	-60.27	-25	-35.27	-82.07	-65.83	7.16	12.72	H
	7776.00	-54.50	-25	-29.50	-81.33	-57.80	8.33	11.63	H
	10368.00	-51.04	-25	-26.04	-82.13	-52.64	10.50	12.10	H
	5184.00	-60.15	-25	-35.15	-82.24	-65.71	7.16	12.72	V
	7776.00	-54.96	-25	-29.96	-81.62	-58.26	8.33	11.63	V
	10368.00	-51.72	-25	-26.72	-81.98	-53.32	10.50	12.10	V
LTE Band 66 Highest	3481	-61.57	-13	-48.57	-78.61	-68.42	5.65	12.50	H
	5221.5	-60.46	-13	-47.46	-82.20	-66.13	7.13	12.80	H
	6962	-55.71	-13	-42.71	-81.75	-59.11	8.40	11.80	H
	3481	-61.85	-13	-48.85	-78.88	-68.70	5.65	12.50	V
	5221.5	-60.56	-13	-47.56	-82.55	-66.23	7.13	12.80	V
	6962	-55.38	-13	-42.38	-81.88	-58.78	8.40	11.80	V

Remark: Spurious emissions within 30-1000MHz were found more than 20dB below limit line.