Test Engineer :	XuRuibin	**Temperature :**	22~24℃
		Relative Humidity :	44~50%
Test Voltage :	120Vac / 60Hz	**Phase :**	Neutral
Remark :	All emissions not reported here are more than 10 dB below the prescribed limit.		

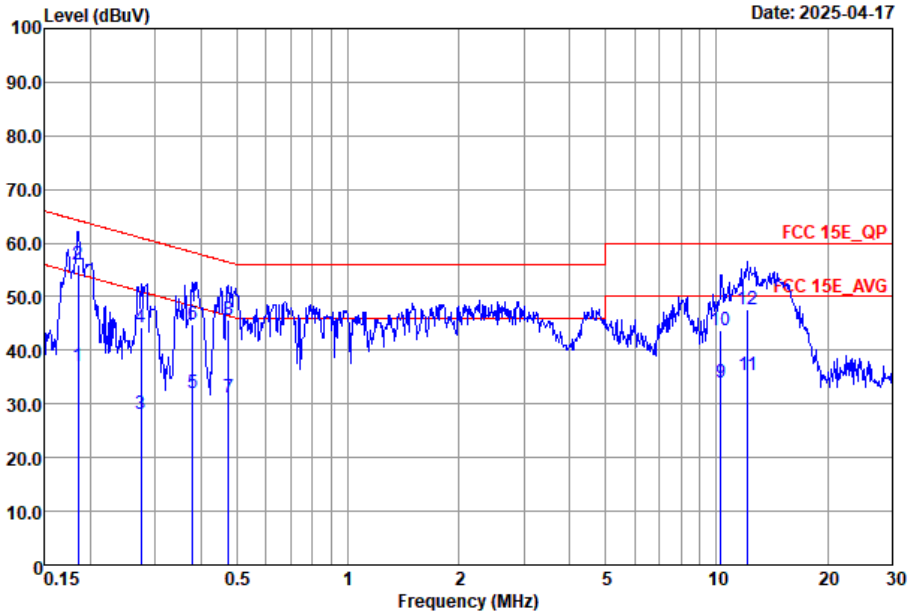

Site : CO02-SZ
Condition : FCC 15E_QP LISN_2025-N NEUTRAL

	Freq	Level	Over Limit	Limit Line	Read Level	LISN Factor	Cable Loss	Remark
	MHz	dBuV	dB	dBuV	dBuV	dB	dB	
1	0.19	37.09	-17.15	54.24	17.10	9.81	10.18	Average
2 *	0.19	55.99	-8.25	64.24	36.00	9.81	10.18	QP
3	0.27	28.21	-22.77	50.98	8.30	9.71	10.20	Average
4	0.27	44.31	-16.67	60.98	24.40	9.71	10.20	QP
5	0.38	32.15	-16.15	48.30	12.20	9.73	10.22	Average
6	0.38	44.85	-13.45	58.30	24.90	9.73	10.22	QP
7	0.47	31.16	-15.29	46.45	10.89	10.03	10.24	Average
8	0.47	45.76	-10.69	56.45	25.49	10.03	10.24	QP
9	10.29	33.91	-16.09	50.00	14.09	9.63	10.19	Average
10	10.29	43.71	-16.29	60.00	23.89	9.63	10.19	QP
11	12.12	35.28	-14.72	50.00	15.40	9.66	10.22	Average
12	12.12	47.68	-12.32	60.00	27.80	9.66	10.22	QP

Note:

1. Level(dBμV) = Read Level(dBμV) + LISN Factor(dB) + Cable Loss(dB)
2. Over Limit(dB) = Level(dBμV) – Limit Line(dBμV)

Appendix C. Radiated Spurious Emission

Test Engineer :	Reid Huang	Relative Humidity :	50%
		Temperature :	20-24℃

Radiated Spurious Emission Test Modes

Mode	Band	Band (GHz)	Antenna	Modulation	Channel	Frequency	Data Rate	RU	Remark
Mode 1	U-NII-1	5.15-5.25	5	802.11a	36	5180	6Mbps	-	-
Mode 2	U-NII-1	5.15-5.25	5	802.11a	44	5220	6Mbps	-	-
Mode 3	U-NII-1	5.15-5.25	5	802.11a	48	5240	6Mbps	-	-
Mode 4	U-NII-2A	5.25-5.35	5	802.11a	52	5260	6Mbps	-	-
Mode 5	U-NII-2A	5.25-5.35	5	802.11a	60	5300	6Mbps	-	-
Mode 6	U-NII-2A	5.25-5.35	5	802.11a	64	5320	6Mbps	-	-
Mode 7	U-NII-2C	5.47-5.725	5	802.11a	100	5500	6Mbps	-	-
Mode 8	U-NII-2C	5.47-5.725	5	802.11a	116	5580	6Mbps	-	-
Mode 9	U-NII-2C	5.47-5.725	5	802.11a	140	5700	6Mbps	-	-
Mode 10	U-NII-1	5.15-5.25	5	802.11ax HE20	36	5180	MCS0	Full	-
Mode 11	U-NII-1	5.15-5.25	5	802.11ax HE20	44	5220	MCS0	Full	-
Mode 12	U-NII-1	5.15-5.25	5	802.11ax HE20	48	5240	MCS0	Full	-
Mode 13	U-NII-2A	5.25-5.35	5	802.11ax HE20	52	5260	MCS0	Full	-
Mode 14	U-NII-2A	5.25-5.35	5	802.11ax HE20	60	5300	MCS0	Full	-
Mode 15	U-NII-2A	5.25-5.35	5	802.11ax HE20	64	5320	MCS0	Full	-
Mode 16	U-NII-2C	5.47-5.725	5	802.11ax HE20	100	5500	MCS0	Full	-
Mode 17	U-NII-2C	5.47-5.725	5	802.11ax HE20	116	5580	MCS0	Full	-
Mode 18	U-NII-2C	5.47-5.725	5	802.11ax HE20	140	5700	MCS0	Full	-
Mode 19	U-NII-1	5.15-5.25	5	802.11ax HE20	36	5180	MCS0	Partial RU26/0	-
Mode 20	U-NII-2A	5.15-5.25	5	802.11ax HE20	64	5320	MCS0	Partial RU26/8	-
Mode 21	U-NII-2C	5.15-5.25	5	802.11ax HE20	100	5500	MCS0	Partial RU26/0	-
Mode 22	U-NII-2C	5.25-5.35	5	802.11ax HE20	140	5700	MCS0	Partial RU26/8	-
Mode 23	U-NII-1	5.25-5.35	5	802.11ax HE20	36	5180	MCS0	Partial RU52/37	-
Mode 24	U-NII-2A	5.25-5.35	5	802.11ax HE20	64	5320	MCS0	Partial RU52/40	-
Mode 25	U-NII-2C	5.47-5.725	5	802.11ax HE20	100	5500	MCS0	Partial RU52/37	-
Mode 26	U-NII-2C	5.47-5.725	5	802.11ax HE20	140	5700	MCS0	Partial RU52/40	-
Mode 27	U-NII-1	5.47-5.725	5	802.11ax HE20	36	5180	MCS0	Partial RU106/53	-
Mode 28	U-NII-2A	5.47-5.725	5	802.11ax HE20	64	5320	MCS0	Partial RU106/54	-
Mode 29	U-NII-2C	5.47-5.725	5	802.11ax HE20	100	5500	MCS0	Partial RU106/53	-
Mode 30	U-NII-2C	5.47-5.725	5	802.11ax HE20	140	5700	MCS0	Partial RU106/54	-
Mode 31	U-NII-1	5.15-5.25	5	802.11ax HE40	38	5190	MCS0	Full	-
Mode 32	U-NII-1	5.15-5.25	5	802.11ax HE40	46	5230	MCS0	Full	-
Mode 33	U-NII-2A	5.25-5.35	5	802.11ax HE40	54	5270	MCS0	Full	-
Mode 34	U-NII-2A	5.25-5.35	5	802.11ax HE40	62	5310	MCS0	Full	-
Mode 35	U-NII-2C	5.47-5.725	5	802.11ax HE40	102	5510	MCS0	Full	-
Mode 36	U-NII-2C	5.47-5.725	5	802.11ax HE40	110	5550	MCS0	Full	-

Mode 37	U-NII-2C	5.47-5.725	5	802.11ax HE40	134	5670	MCS0	Full	-
Mode 38	U-NII-1	5.15-5.25	5	802.11ax HE80	42	5210	MCS0	Full	-
Mode 39	U-NII-2A	5.25-5.35	5	802.11ax HE80	58	5290	MCS0	Full	-
Mode 40	U-NII-2C	5.47-5.725	5	802.11ax HE80	106	5530	MCS0	Full	-
Mode 41	U-NII-2C	5.47-5.725	5	802.11ax HE80	122	5610	MCS0	Full	-
Mode 42	U-NII-3	5.725-5.85	5	802.11a	149	5745	6Mbps	-	-
Mode 43	U-NII-3	5.725-5.85	5	802.11a	157	5785	6Mbps	-	-
Mode 44	U-NII-3	5.725-5.85	5	802.11a	165	5825	6Mbps	-	-
Mode 45	U-NII-3	5.725-5.85	5	802.11ax HE20	149	5745	MCS0	Full	-
Mode 46	U-NII-3	5.725-5.85	5	802.11ax HE20	157	5785	MCS0	Full	-
Mode 47	U-NII-3	5.725-5.85	5	802.11ax HE20	165	5825	MCS0	Full	-
Mode 48	U-NII-3	5.725-5.85	5	802.11ax HE40	151	5755	MCS0	Full	-
Mode 49	U-NII-3	5.725-5.85	5	802.11ax HE40	159	5795	MCS0	Full	-
Mode 50	U-NII-3	5.725-5.85	5	802.11ax HE80	155	5775	MCS0	Full	-
Mode 51	U-NII-3	5.725-5.85	5	802.11ax HE20	149	5745	MCS0	Partial RU26/0	-
Mode 52	U-NII-3	5.725-5.85	5	802.11ax HE20	165	5825	MCS0	Partial RU26/8	-
Mode 53	U-NII-3	5.725-5.85	5	802.11ax HE20	149	5745	MCS0	Partial RU52/37	-
Mode 54	U-NII-3	5.725-5.85	5	802.11ax HE20	165	5825	MCS0	Partial RU52/40	-
Mode 55	U-NII-3	5.725-5.85	5	802.11ax HE20	149	5745	MCS0	Partial RU106/53	-
Mode 56	U-NII-3	5.725-5.85	5	802.11ax HE20	165	5825	MCS0	Partial RU106/54	-
Mode 57	U-NII-2C-3	5.47-5.725	5	802.11a	144	5720	6Mbps	-	-
Mode 58	U-NII-2C-3	5.47-5.725	5	802.11ax HE20	144	5720	MCS0	Full	-
Mode 59	U-NII-2C-3	5.47-5.725	5	802.11ax HE40	142	5710	MCS0	Full	-
Mode 60	U-NII-2C-3	5.47-5.725	5	802.11ax HE80	138	5690	MCS0	Full	-
Mode 61	U-NII-2A	5.25-5.35	5	802.11ax HE20_LF	64	5320	MCS0	Full	LF
Mode 62	U-NII-3	5.725-5.85	5	802.11ax HE80_LF	155	5775	MCS0	Full	LF

Summary of each worse mode

Mode	Modulation	Ch.	Freq. (MHz)	Level (dBuV/m)	Limit (dBuV/m)	Margin (dB)	Pol.	Peak Avg.	Result	Remark
1	802.11a	36	5149.58	47.11	54.00	-6.89	H	AVERAGE	Pass	Band Edge
1	802.11a	36	10360.00	46.07	68.30	-22.23	H	Peak	Pass	Harmonic
2	802.11a	44	-	-	-	-	-	-	-	Band Edge
2	802.11a	44	10440.00	46.36	68.30	-21.94	V	Peak	Pass	Harmonic
3	802.11a	48	-	-	-	-	-	-	-	Band Edge
3	802.11a	48	10480.00	45.71	68.30	-22.59	V	Peak	Pass	Harmonic
4	802.11a	52	-	-	-	-	-	-	-	Band Edge
4	802.11a	52	10520.00	46.87	68.30	-21.43	V	Peak	Pass	Harmonic
5	802.11a	60	-	-	-	-	-	-	-	Band Edge
5	802.11a	60	15900.00	48.73	74.00	-25.27	H	Peak	Pass	Harmonic
6	802.11a	64	5350.10	50.15	54.00	-3.85	H	AVERAGE	Pass	Band Edge
6	802.11a	64	15960.00	47.92	74.00	-26.08	V	Peak	Pass	Harmonic
7	802.11a	100	5469.70	63.23	68.30	-5.07	H	PEAK	Pass	Band Edge
7	802.11a	100	16500.00	48.91	68.30	-19.39	V	Peak	Pass	Harmonic
8	802.11a	116	-	-	-	-	-	-	-	Band Edge
8	802.11a	116	16740.00	47.93	68.30	-20.37	V	Peak	Pass	Harmonic
9	802.11a	140	5725.35	64.71	68.30	-3.59	H	PEAK	Pass	Band Edge
9	802.11a	140	17100.00	48.33	68.30	-19.97	V	Peak	Pass	Harmonic
10	802.11ax HE20	36	5149.76	49.75	54.00	-4.25	H	AVERAGE	Pass	Band Edge
10	802.11ax HE20	36	10360.00	45.93	68.30	-22.37	H	Peak	Pass	Harmonic
11	802.11ax HE20	44	-	-	-	-	-	-	-	Band Edge
11	802.11ax HE20	44	10440.00	45.24	68.30	-23.06	H	Peak	Pass	Harmonic
12	802.11ax HE20	48	-	-	-	-	-	-	-	Band Edge
12	802.11ax HE20	48	10480.00	46.77	68.30	-21.53	H	Peak	Pass	Harmonic
13	802.11ax HE20	52	-	-	-	-	-	-	-	Band Edge
13	802.11ax HE20	52	10520.00	45.74	68.30	-22.56	V	Peak	Pass	Harmonic
14	802.11ax HE20	60	-	-	-	-	-	-	-	Band Edge
14	802.11ax HE20	60	15900.00	47.95	74.00	-26.05	V	Peak	Pass	Harmonic
15	802.11ax HE20	64	5350.24	50.77	54.00	-3.23	H	AVERAGE	Pass	Band Edge
15	802.11ax HE20	64	10640.00	48.38	74.00	-25.62	V	Peak	Pass	Harmonic
16	802.11ax HE20	100	5467.60	64.37	68.30	-3.93	H	PEAK	Pass	Band Edge
16	802.11ax HE20	100	16500.00	45.66	68.30	-22.64	H	Peak	Pass	Harmonic
17	802.11ax HE20	116	-	-	-	-	-	-	-	Band Edge
17	802.11ax HE20	116	16740.00	49.11	68.30	-19.19	V	Peak	Pass	Harmonic
18	802.11ax HE20	140	5727.89	64.59	68.30	-3.71	H	PEAK	Pass	Band Edge
18	802.11ax HE20	140	17100.00	47.99	68.30	-20.31	V	Peak	Pass	Harmonic
19	802.11ax HE20	36	5137.88	39.42	54.00	-14.58	H	AVERAGE	Pass	Band Edge
19	802.11ax HE20	36	-	-	-	-	-	-	-	Harmonic
20	802.11ax HE20	64	5362.14	39.26	54.00	-14.74	H	AVERAGE	Pass	Band Edge
20	802.11ax HE20	64	-	-	-	-	-	-	-	Harmonic
21	802.11ax HE20	100	5456.95	39.49	54.00	-14.51	H	AVERAGE	Pass	Band Edge
21	802.11ax HE20	100	-	-	-	-	-	-	-	Harmonic

22	802.11ax HE20	140	5754.08	50.86	68.30	-17.44	V	PEAK	Pass	Band Edge
22	802.11ax HE20	140	-	-	-	-	-	-	-	Harmonic
23	802.11ax HE20	36	5141.12	39.73	54.00	-14.27	H	AVERAGE	Pass	Band Edge
23	802.11ax HE20	36	-	-	-	-	-	-	-	Harmonic
24	802.11ax HE20	64	5356.40	40.24	54.00	-13.76	H	AVERAGE	Pass	Band Edge
24	802.11ax HE20	64	-	-	-	-	-	-	-	Harmonic
25	802.11ax HE20	100	5459.65	39.86	54.00	-14.14	H	AVERAGE	Pass	Band Edge
25	802.11ax HE20	100	-	-	-	-	-	-	-	Harmonic
26	802.11ax HE20	140	5739.91	50.38	68.30	-17.92	H	PEAK	Pass	Band Edge
26	802.11ax HE20	140	-	-	-	-	-	-	-	Harmonic
27	802.11ax HE20	36	5149.22	42.91	54.00	-11.09	H	AVERAGE	Pass	Band Edge
27	802.11ax HE20	36	-	-	-	-	-	-	-	Harmonic
28	802.11ax HE20	64	5350.10	43.98	54.00	-10.02	H	AVERAGE	Pass	Band Edge
28	802.11ax HE20	64	-	-	-	-	-	-	-	Harmonic
29	802.11ax HE20	100	5456.95	40.69	54.00	-13.31	H	AVERAGE	Pass	Band Edge
29	802.11ax HE20	100	-	-	-	-	-	-	-	Harmonic
30	802.11ax HE20	140	5725.09	53.30	68.30	-15.00	V	PEAK	Pass	Band Edge
30	802.11ax HE20	140	-	-	-	-	-	-	-	Harmonic
31	802.11ax HE40	38	5149.53	50.47	54.00	-3.53	H	AVERAGE	Pass	Band Edge
31	802.11ax HE40	38	10380.00	47.35	68.30	-20.95	V	Peak	Pass	Harmonic
32	802.11ax HE40	46	5148.81	41.04	54.00	-12.96	H	AVERAGE	Pass	Band Edge
32	802.11ax HE40	46	10460.00	46.63	68.30	-21.67	H	Peak	Pass	Harmonic
33	802.11ax HE40	54	5350.94	43.75	54.00	-10.25	H	AVERAGE	Pass	Band Edge
33	802.11ax HE40	54	10540.00	46.26	68.30	-22.04	H	Peak	Pass	Harmonic
34	802.11ax HE40	62	5350.80	48.77	54.00	-5.23	H	AVERAGE	Pass	Band Edge
34	802.11ax HE40	62	15930.00	49.33	74.00	-24.67	H	Peak	Pass	Harmonic
35	802.11ax HE40	102	5469.04	63.05	68.30	-5.25	H	PEAK	Pass	Band Edge
35	802.11ax HE40	102	16530.00	49.40	68.30	-18.90	V	Peak	Pass	Harmonic
36	802.11ax HE40	110	5458.60	41.34	54.00	-12.66	H	AVERAGE	Pass	Band Edge
36	802.11ax HE40	110	16650.00	49.01	68.30	-19.29	V	Peak	Pass	Harmonic
37	802.11ax HE40	134	5728.81	61.80	68.30	-6.50	H	PEAK	Pass	Band Edge
37	802.11ax HE40	134	17010.00	47.86	68.30	-20.44	V	Peak	Pass	Harmonic
38	802.11ax HE80	42	5137.55	50.75	54.00	-3.25	H	AVERAGE	Pass	Band Edge
38	802.11ax HE80	42	10420.00	46.57	68.30	-21.73	H	Peak	Pass	Harmonic
39	802.11ax HE80	58	5350.86	49.72	54.00	-4.28	H	AVERAGE	Pass	Band Edge
39	802.11ax HE80	58	10580.00	46.28	68.30	-22.02	H	Peak	Pass	Harmonic
40	802.11ax HE80	106	5459.44	50.05	54.00	-3.95	H	AVERAGE	Pass	Band Edge
40	802.11ax HE80	106	16590.00	49.99	68.30	-18.31	H	Peak	Pass	Harmonic
41	802.11ax HE80	122	5459.72	42.26	54.00	-11.74	H	AVERAGE	Pass	Band Edge
41	802.11ax HE80	122	16830.00	48.49	68.30	-19.81	H	Peak	Pass	Harmonic
42	802.11a	149	5630.02	50.49	68.30	-17.81	H	PEAK	Pass	Band Edge
42	802.11a	149	17235.00	48.97	68.30	-19.33	V	Peak	Pass	Harmonic
43	802.11a	157	-	-	-	-	-	-	-	Band Edge
43	802.11a	157	17355.00	48.79	68.30	-19.51	V	Peak	Pass	Harmonic
44	802.11a	165	5941.13	50.63	68.30	-17.67	H	PEAK	Pass	Band Edge
44	802.11a	165	17475.00	48.99	68.30	-19.31	V	Peak	Pass	Harmonic
45	802.11ax HE20	149	5622.48	50.99	68.30	-17.31	H	PEAK	Pass	Band Edge

45	802.11ax HE20	149	17235.00	48.74	68.30	-19.56	H	Peak	Pass	Harmonic
46	802.11ax HE20	157	-	-	-	-	-	-	-	Band Edge
46	802.11ax HE20	157	17355.00	49.31	68.30	-18.99	H	Peak	Pass	Harmonic
47	802.11ax HE20	165	5927.25	49.61	68.30	-18.69	H	PEAK	Pass	Band Edge
47	802.11ax HE20	165	17475.00	49.04	68.30	-19.26	V	Peak	Pass	Harmonic
48	802.11ax HE40	151	5606.05	50.26	68.30	-18.04	H	PEAK	Pass	Band Edge
48	802.11ax HE40	151	17265.00	49.63	68.30	-18.67	H	Peak	Pass	Harmonic
49	802.11ax HE40	159	5946.90	50.31	68.30	-17.99	V	PEAK	Pass	Band Edge
49	802.11ax HE40	159	17385.00	48.71	68.30	-19.59	V	Peak	Pass	Harmonic
50	802.11ax HE80	155	5640.95	55.48	68.30	-12.82	H	PEAK	Pass	Band Edge
50	802.11ax HE80	155	17325.00	49.64	68.30	-18.66	H	Peak	Pass	Harmonic
51	802.11ax HE20	149	5615.08	49.57	68.30	-18.73	H	PEAK	Pass	Band Edge
51	802.11ax HE20	149	-	-	-	-	-	-	-	Harmonic
52	802.11ax HE20	165	5935.00	49.48	68.30	-18.82	V	PEAK	Pass	Band Edge
52	802.11ax HE20	165	-	-	-	-	-	-	-	Harmonic
53	802.11ax HE20	149	5619.72	49.46	68.30	-18.84	H	PEAK	Pass	Band Edge
53	802.11ax HE20	149	-	-	-	-	-	-	-	Harmonic
54	802.11ax HE20	165	5937.88	49.93	68.30	-18.37	H	PEAK	Pass	Band Edge
54	802.11ax HE20	165	-	-	-	-	-	-	-	Harmonic
55	802.11ax HE20	149	5629.58	50.05	68.30	-18.25	H	PEAK	Pass	Band Edge
55	802.11ax HE20	149	-	-	-	-	-	-	-	Harmonic
56	802.11ax HE20	165	5938.88	50.44	68.30	-17.86	H	PEAK	Pass	Band Edge
56	802.11ax HE20	165	-	-	-	-	-	-	-	Harmonic
57	802.11a	144	-	-	-	-	-	-	-	Band Edge
57	802.11a	144	17160.00	49.47	68.30	-18.83	V	Peak	Pass	Harmonic
58	802.11ax HE20	144	-	-	-	-	-	-	-	Band Edge
58	802.11ax HE20	144	17160.00	49.03	68.30	-19.27	H	Peak	Pass	Harmonic
59	802.11ax HE40	142	-	-	-	-	-	-	-	Band Edge
59	802.11ax HE40	142	17130.00	49.30	68.30	-19.00	H	Peak	Pass	Harmonic
60	802.11ax HE80	138	-	-	-	-	-	-	-	Band Edge
60	802.11ax HE80	138	17070.00	49.50	68.30	-18.80	V	Peak	Pass	Harmonic
61	802.11ax HE20_LF	64	34.85	25.73	40.00	-14.27	V	Peak	Pass	LF
62	802.11ax HE80_LF	155	49.40	26.18	40.00	-13.82	V	Peak	Pass	LF

Mode	1	
	Band Edge	
	U-NII-1_5.15-5.25_802.11a_CH36_5180MHz	
ANT	5	
Pol.	Horizontal	Fundamental
Peak	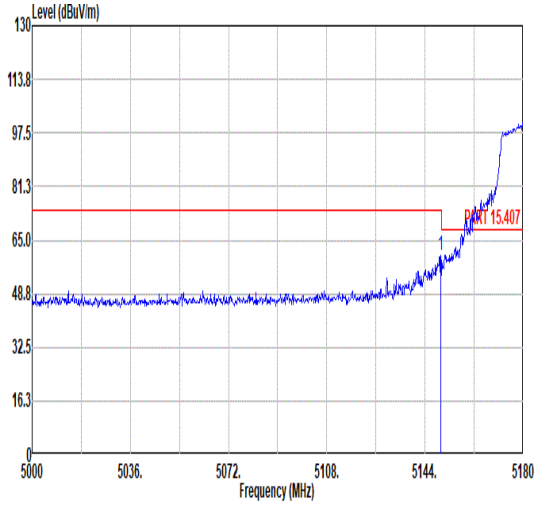 Freq Level Limit Line Margin Read Level Ant Factor Cable Loss Preamp Factor APos TPos Remark MHz dBuV/m dBuV/m dB dBuV dB/m dB dB cm deg 1 5149.76 60.38 74.00 -13.62 51.21 33.99 7.92 32.74 100 66 PEAK	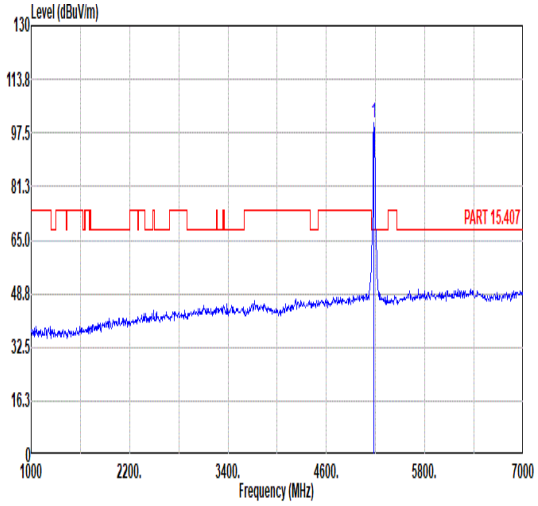 Freq Level Limit Line Margin Read Level Ant Factor Cable Loss Preamp Factor APos TPos Remark MHz dBuV/m dBuV/m dB dBuV dB/m dB dB cm deg 1 5180.00 100.48 ------ ------ 91.26 34.01 7.94 32.73 100 66 PEAK
Avg	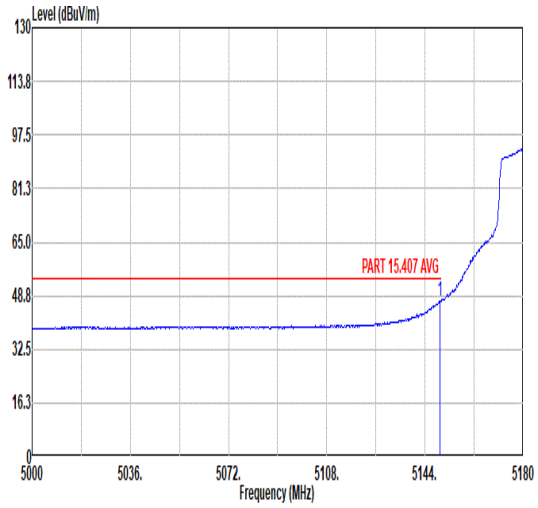 Freq Level Limit Line Margin Read Level Ant Factor Cable Loss Preamp Factor APos TPos Remark MHz dBuV/m dBuV/m dB dBuV dB/m dB dB cm deg 1 5149.58 47.11 54.00 -6.89 37.94 33.99 7.92 32.74 100 66 AVERAGE	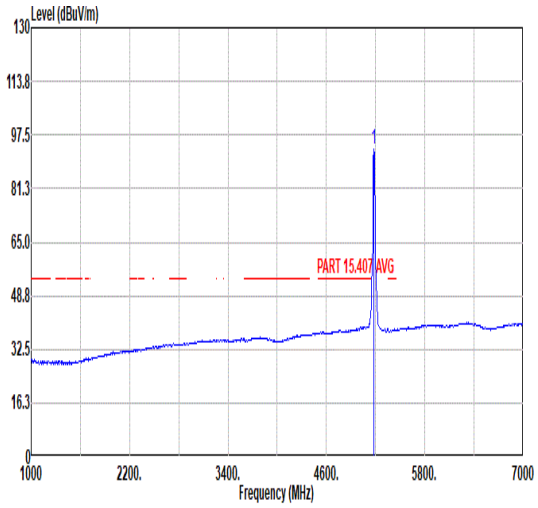 Freq Level Limit Line Margin Read Level Ant Factor Cable Loss Preamp Factor APos TPos Remark MHz dBuV/m dBuV/m dB dBuV dB/m dB dB cm deg 1 5180.00 93.01 ------ ------ 83.79 34.01 7.94 32.73 100 66 AVERAGE

Mode	1	
	Band Edge	
	U-NII-1_5.15-5.25_802.11a_CH36_5180MHz	
ANT	5	
Pol.	Vertical	Fundamental
Peak	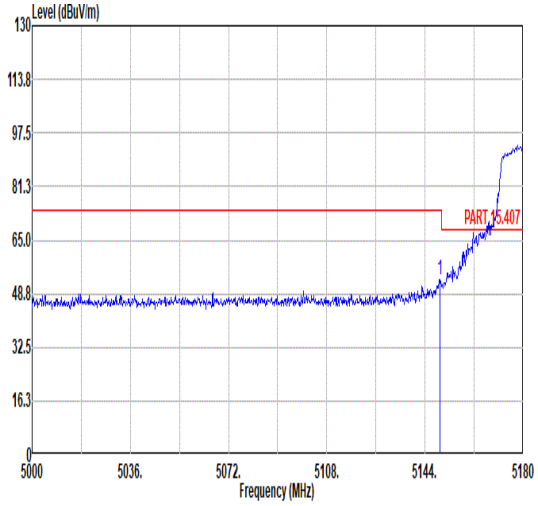 Freq Level Limit Line Margin Read Level Ant Factor Cable Loss Preamp Factor APos TPos Remark MHz dBuV/m dBuV/m dB dBuV dB/m dB dB cm deg 1 5149.40 52.99 74.00 -21.01 43.82 33.99 7.92 32.74 100 268 PEAK	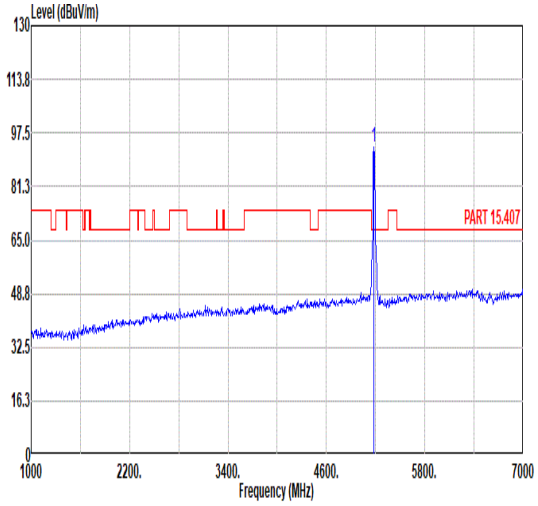 Freq Level Limit Line Margin Read Level Ant Factor Cable Loss Preamp Factor APos TPos Remark MHz dBuV/m dBuV/m dB dBuV dB/m dB dB cm deg 1 5180.00 93.16 ------ ------ 83.94 34.01 7.94 32.73 100 268 PEAK
Avg	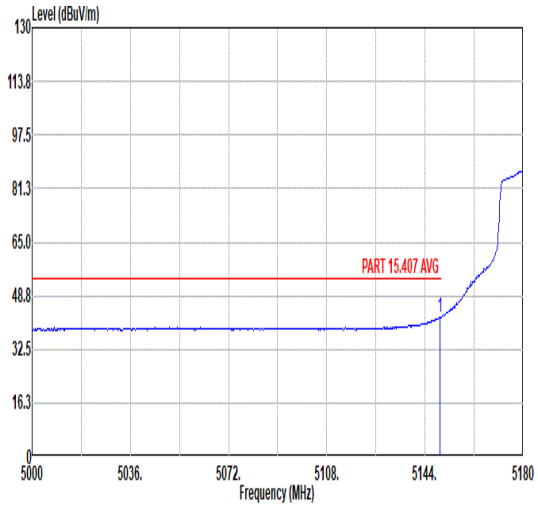 Freq Level Limit Line Margin Read Level Ant Factor Cable Loss Preamp Factor APos TPos Remark MHz dBuV/m dBuV/m dB dBuV dB/m dB dB cm deg 1 5149.40 42.35 54.00 -11.65 33.18 33.99 7.92 32.74 100 268 AVERAGE	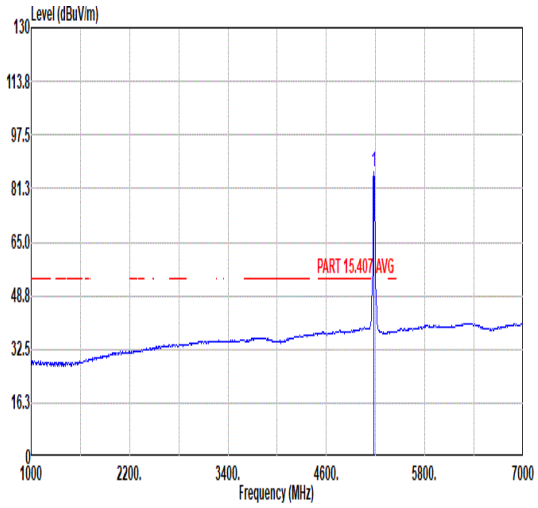 Freq Level Limit Line Margin Read Level Ant Factor Cable Loss Preamp Factor APos TPos Remark MHz dBuV/m dBuV/m dB dBuV dB/m dB dB cm deg 1 5180.00 86.30 ------ ------ 77.08 34.01 7.94 32.73 100 268 AVERAGE

Mode	1	
	Harmonic	
	U-NII-1_5.15-5.25_802.11a_CH36_5180MHz	
ANT	5	
Pol.	Horizontal	Vertical
Peak Avg	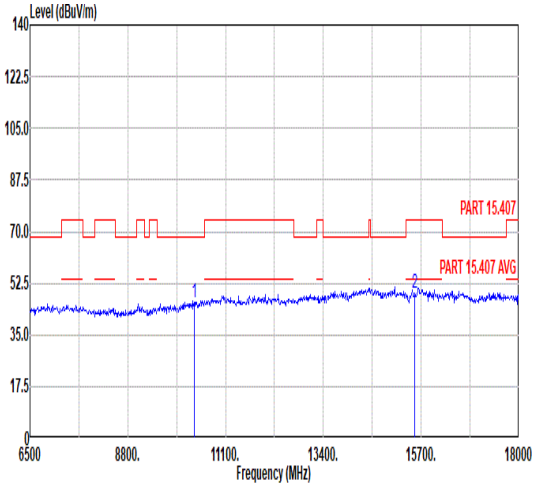 Freq Level Limit Line Margin Read Level Ant Factor Cable Loss Preamp Factor APos TPos Remark MHz dBuV/m dBuV/m dB dBuV dB/m dB dB cm deg 1 10360.00 46.07 68.30 -22.23 57.18 37.16 10.73 59.00 -- -- Peak 2 15540.00 49.20 74.00 -24.80 56.00 39.42 12.72 58.94 -- -- Peak	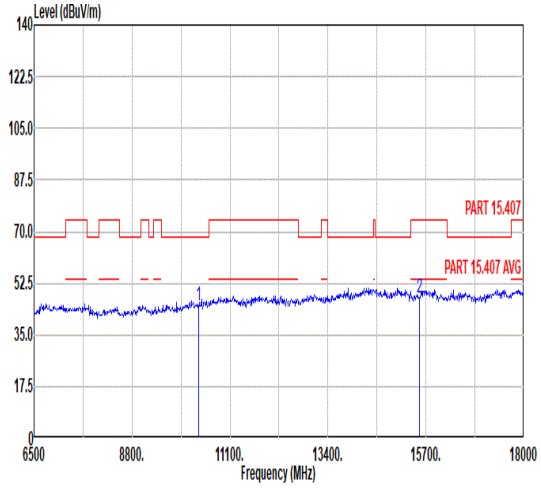 Freq Level Limit Line Margin Read Level Ant Factor Cable Loss Preamp Factor APos TPos Remark MHz dBuV/m dBuV/m dB dBuV dB/m dB dB cm deg 1 10360.00 45.12 68.30 -23.18 56.23 37.16 10.73 59.00 -- -- Peak 2 15540.00 47.78 74.00 -26.22 54.58 39.42 12.72 58.94 -- -- Peak

Mode	2	
	Harmonic	
	U-NII-1_5.15-5.25_802.11a_CH44_5220MHz	
ANT	5	
Pol.	Horizontal	Vertical
Peak Avg	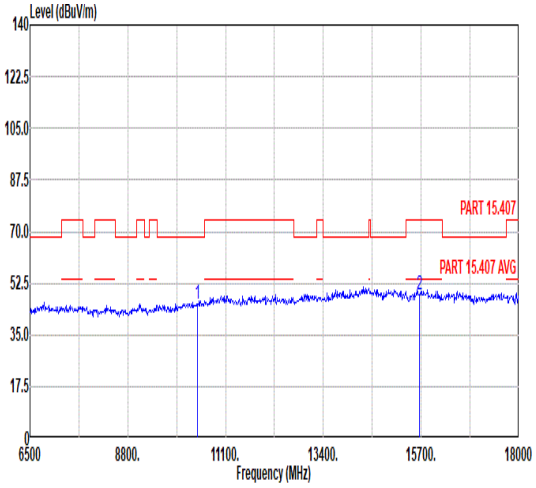 Freq Level Limit Line Margin Read Level Ant Factor Cable Loss Preamp Factor APos TPos Remark MHz dBuV/m dBuV/m dB dBuV dB/m dB dB cm deg 1 10440.00 45.18 68.30 -23.12 55.95 37.35 10.79 58.91 -- -- Peak 2 15660.00 48.53 74.00 -25.47 55.41 39.46 12.72 59.06 -- -- Peak	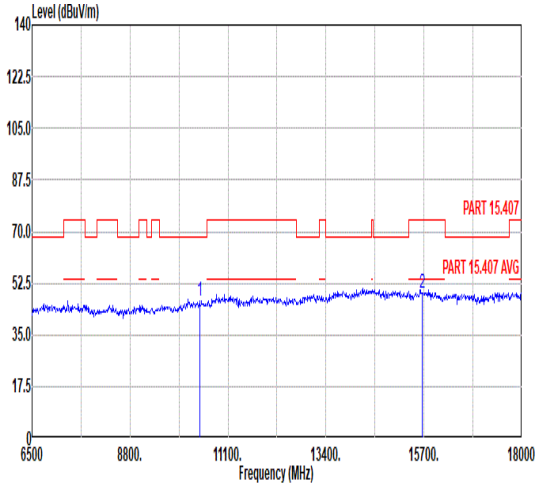 Freq Level Limit Line Margin Read Level Ant Factor Cable Loss Preamp Factor APos TPos Remark MHz dBuV/m dBuV/m dB dBuV dB/m dB dB cm deg 1 10440.00 46.36 68.30 -21.94 57.13 37.35 10.79 58.91 -- -- Peak 2 15660.00 49.06 74.00 -24.94 55.94 39.46 12.72 59.06 -- -- Peak

Mode	3	
	Harmonic	
	U-NII-1_5.15-5.25_802.11a_CH48_5240MHz	
ANT	5	
Pol.	Horizontal	Vertical
Peak Avg	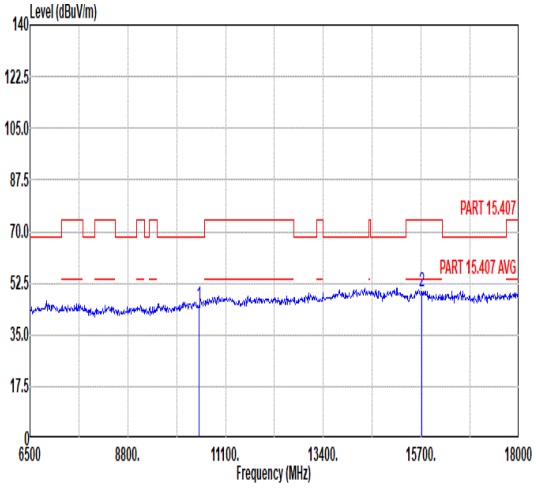 Freq Level Limit Line Margin Read Level Ant Factor Cable Loss Preamp Factor APos TPos Remark MHz dBuV/m dBuV/m dB dBuV dB/m dB dB cm deg 1 10480.00 45.10 68.30 -23.20 55.70 37.45 10.82 58.87 -- -- Peak 2 15720.00 49.67 74.00 -24.33 56.59 39.49 12.71 59.12 -- -- Peak	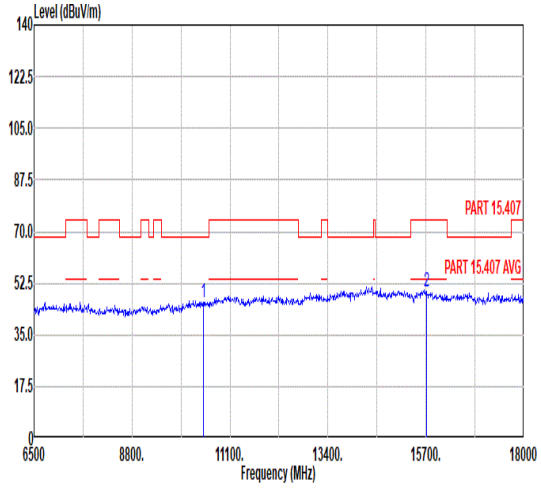 Freq Level Limit Line Margin Read Level Ant Factor Cable Loss Preamp Factor APos TPos Remark MHz dBuV/m dBuV/m dB dBuV dB/m dB dB cm deg 1 10480.00 45.71 68.30 -22.59 56.31 37.45 10.82 58.87 -- -- Peak 2 15720.00 49.42 74.00 -24.58 56.34 39.49 12.71 59.12 -- -- Peak

Mode	4	
	Harmonic	
	U-NII-2A_5.25-5.35_802.11a_CH52_5260MHz	
ANT	5	
Pol.	Horizontal	Vertical
Peak Avg	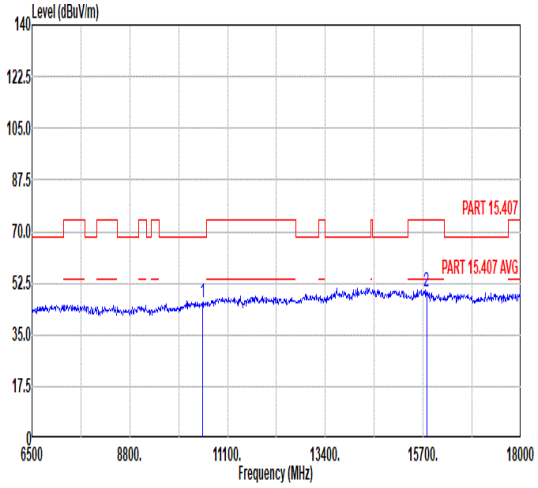 Freq Level Limit Line Margin Read Level Ant Factor Cable Loss Preamp Factor APos TPos Remark MHz dBuV/m dBuV/m dB dBuV dB/m dB dB cm deg 1 10520.00 46.08 68.30 -22.22 56.52 37.53 10.85 58.82 -- -- Peak 2 15780.00 49.41 74.00 -24.59 56.37 39.51 12.71 59.18 -- -- Peak	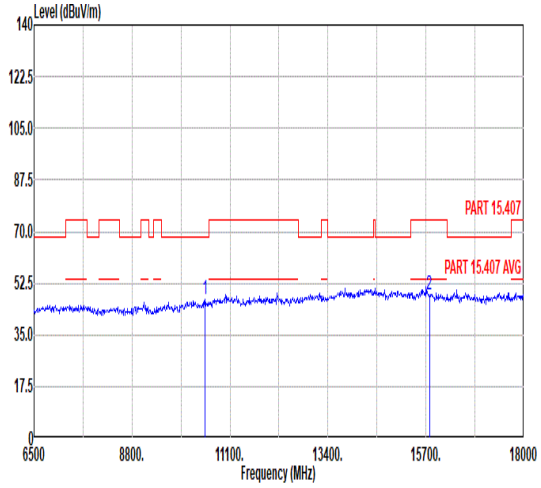 Freq Level Limit Line Margin Read Level Ant Factor Cable Loss Preamp Factor APos TPos Remark MHz dBuV/m dBuV/m dB dBuV dB/m dB dB cm deg 1 10520.00 46.87 68.30 -21.43 57.31 37.53 10.85 58.82 -- -- Peak 2 15780.00 48.54 74.00 -25.46 55.50 39.51 12.71 59.18 -- -- Peak

Mode	5	
	Harmonic	
	U-NII-2A_5.25-5.35_802.11a_CH60_5300MHz	
ANT	5	
Pol.	Horizontal	Vertical
Peak Avg	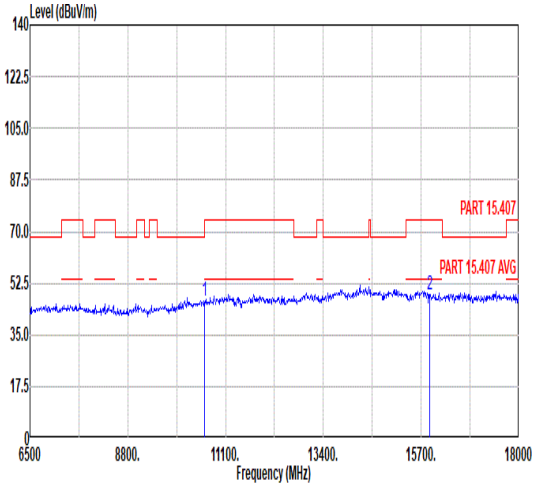 Freq Level Limit Line Margin Read Level Ant Factor Cable Loss Preamp Factor APos TPos Remark MHz dBuV/m dBuV/m dB dBuV dB/m dB dB cm deg 1 10600.00 46.33 74.00 -27.67 56.45 37.70 10.91 58.73 -- -- Peak 2 15900.00 48.73 74.00 -25.27 55.76 39.56 12.71 59.30 -- -- Peak	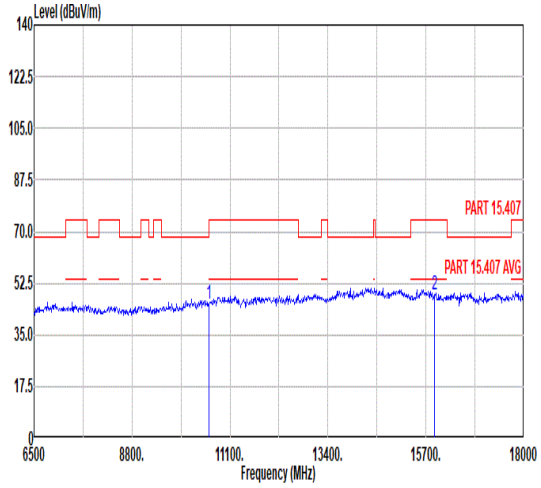 Freq Level Limit Line Margin Read Level Ant Factor Cable Loss Preamp Factor APos TPos Remark MHz dBuV/m dBuV/m dB dBuV dB/m dB dB cm deg 1 10600.00 45.51 74.00 -28.49 55.63 37.70 10.91 58.73 -- -- Peak 2 15900.00 48.69 74.00 -25.31 55.72 39.56 12.71 59.30 -- -- Peak

Mode	6	
	Band Edge	
	U-NII-2A_5.25-5.35_802.11a_CH64_5320MHz	
ANT	5	
Pol.	Horizontal	Fundamental
Peak	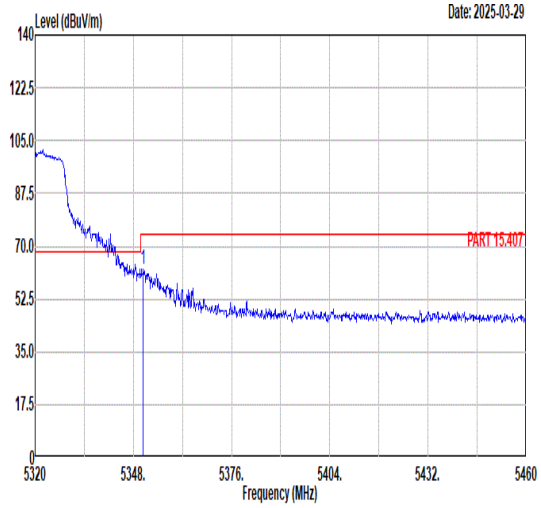 Freq Level Limit Line Margin Read Level Ant Factor Cable Loss Preamp Factor APos TPos Remark MHz dBuV/m dBuV/m dB dBuV dB/m dB dB cm deg 1 5350.80 62.40 74.00 -11.60 52.62 34.11 8.33 32.66 102 65 PEAK	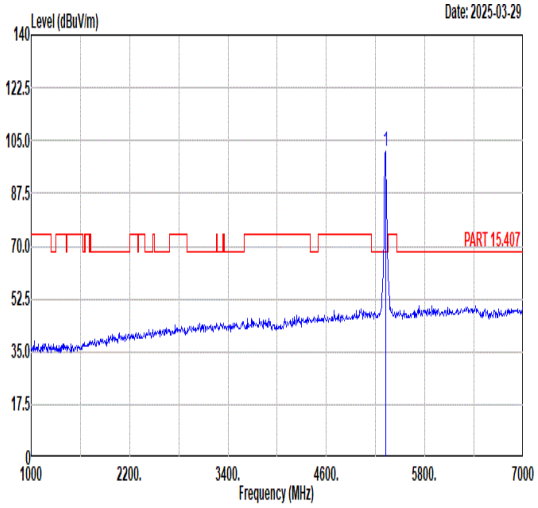 Freq Level Limit Line Margin Read Level Ant Factor Cable Loss Preamp Factor APos TPos Remark MHz dBuV/m dBuV/m dB dBuV dB/m dB dB cm deg 1 5320.00 101.53 ------ ------ 91.86 34.09 8.25 32.67 102 65 PEAK
Avg	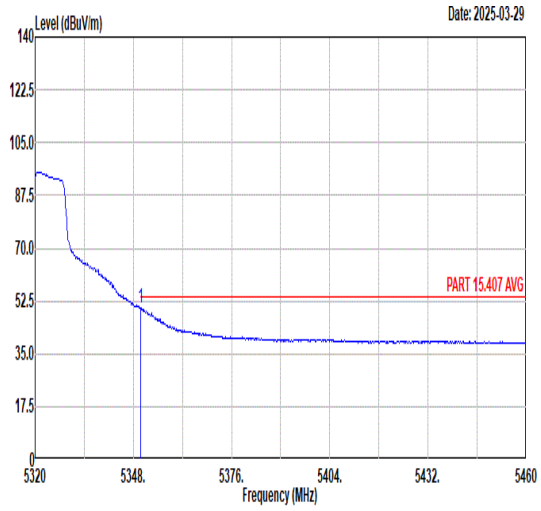 Freq Level Limit Line Margin Read Level Ant Factor Cable Loss Preamp Factor APos TPos Remark MHz dBuV/m dBuV/m dB dBuV dB/m dB dB cm deg 1 5350.10 50.15 54.00 -3.85 40.37 34.11 8.33 32.66 102 65 AVERAGE	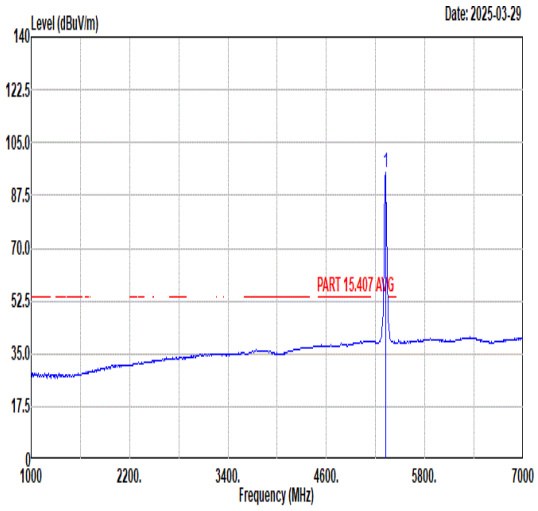 Freq Level Limit Line Margin Read Level Ant Factor Cable Loss Preamp Factor APos TPos Remark MHz dBuV/m dBuV/m dB dBuV dB/m dB dB cm deg 1 5320.00 95.02 ------ ------ 85.35 34.09 8.25 32.67 102 65 AVERAGE

Mode	6	
	Band Edge	
	U-NII-2A_5.25-5.35_802.11a_CH64_5320MHz	
ANT	5	
Pol.	Vertical	Fundamental
Peak	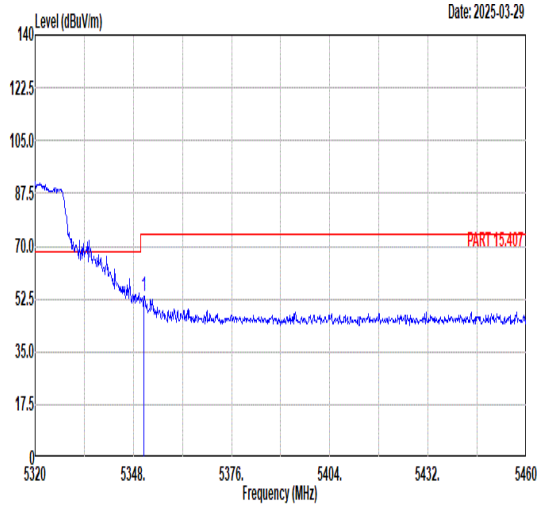 Freq Level Limit Line Margin Read Level Ant Factor Cable Loss Preamp Factor APos TPos Remark MHz dBuV/m dBuV/m dB dBuV dB/m dB dB cm deg 1 5350.94 53.20 74.00 -20.80 43.42 34.11 8.33 32.66 111 280 PEAK	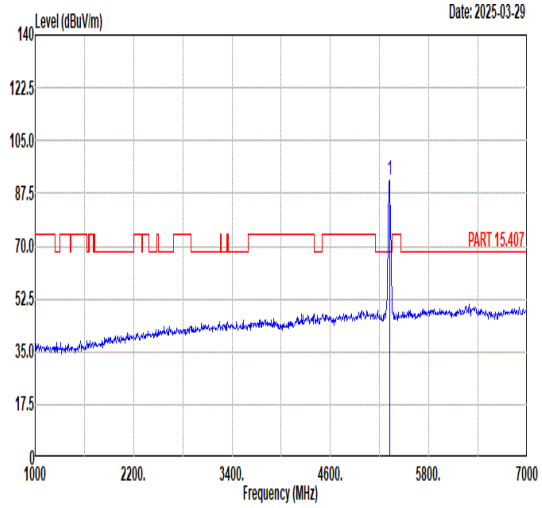 Freq Level Limit Line Margin Read Level Ant Factor Cable Loss Preamp Factor APos TPos Remark MHz dBuV/m dBuV/m dB dBuV dB/m dB dB cm deg 1 5320.00 91.68 ------ ------ 82.01 34.09 8.25 32.67 111 280 PEAK
Avg	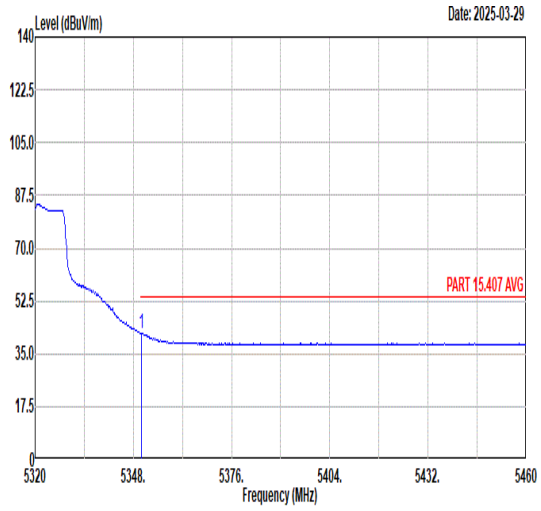 Freq Level Limit Line Margin Read Level Ant Factor Cable Loss Preamp Factor APos TPos Remark MHz dBuV/m dBuV/m dB dBuV dB/m dB dB cm deg 1 5350.38 41.78 54.00 -12.22 32.00 34.11 8.33 32.66 111 280 AVERAGE	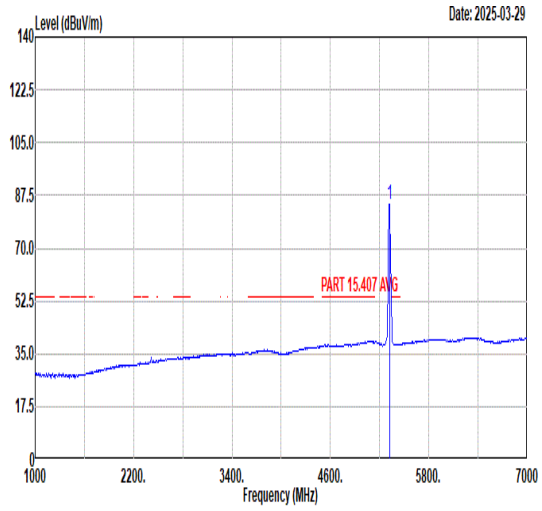 Freq Level Limit Line Margin Read Level Ant Factor Cable Loss Preamp Factor APos TPos Remark MHz dBuV/m dBuV/m dB dBuV dB/m dB dB cm deg 1 5320.00 84.79 ------ ------ 75.12 34.09 8.25 32.67 111 280 AVERAGE

Mode	6	
	Harmonic	
	U-NII-2A_5.25-5.35_802.11a_CH64_5320MHz	
ANT	5	
Pol.	Horizontal	Vertical
Peak Avg	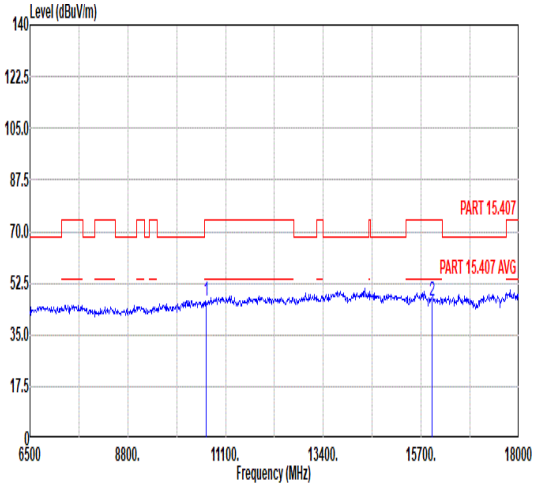 Freq Level Limit Line Margin Read Level Ant Factor Cable Loss Preamp Factor APos TPos Remark MHz dBuV/m dBuV/m dB dBuV dB/m dB dB cm deg 1 10640.00 46.25 74.00 -27.75 56.22 37.78 10.94 58.69 -- -- Peak 2 15960.00 46.66 74.00 -27.34 53.74 39.59 12.70 59.37 -- -- Peak	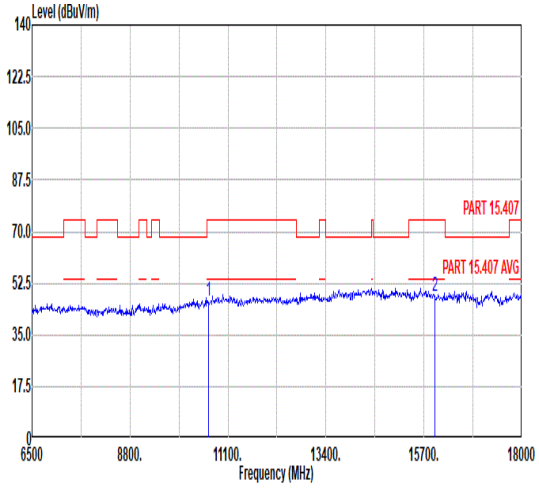 Freq Level Limit Line Margin Read Level Ant Factor Cable Loss Preamp Factor APos TPos Remark MHz dBuV/m dBuV/m dB dBuV dB/m dB dB cm deg 1 10640.00 46.44 74.00 -27.56 56.41 37.78 10.94 58.69 -- -- Peak 2 15960.00 47.92 74.00 -26.08 55.00 39.59 12.70 59.37 -- -- Peak

Mode	7	
	Band Edge	
	U-NII-2C_5.47-5.725_802.11a_CH100_5500MHz	
ANT	5	
Pol.	Horizontal	Fundamental
Peak	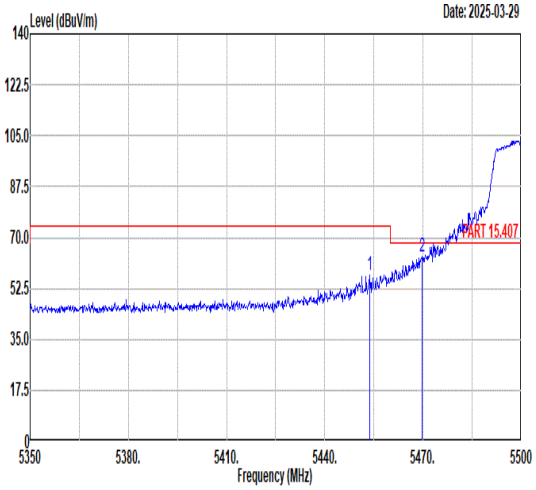 Freq Level Limit Line Margin Read Level Ant Factor Cable Loss Preamp Factor APos TPos Remark MHz dBuV/m dBuV/m dB dBuV dB/m dB dB cm deg 1 5453.65 57.02 74.00 -16.98 47.05 34.17 8.42 32.62 100 35 PEAK 2 5469.70 63.23 68.30 -5.07 53.26 34.18 8.40 32.61 100 35 PEAK	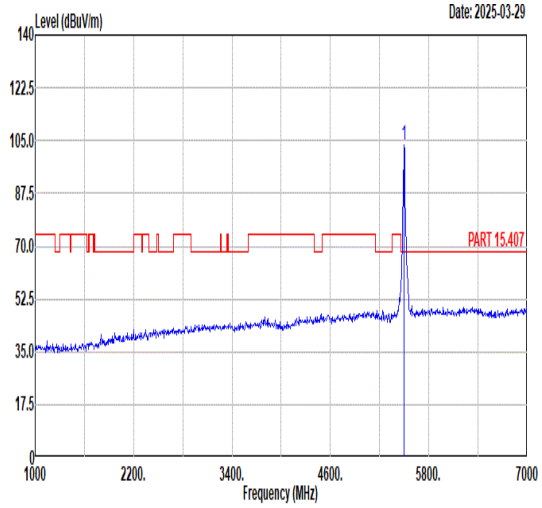 Freq Level Limit Line Margin Read Level Ant Factor Cable Loss Preamp Factor APos TPos Remark MHz dBuV/m dBuV/m dB dBuV dB/m dB dB cm deg 1 5500.00 103.72 ------ ------ 93.77 34.20 8.36 32.61 100 35 PEAK
Avg	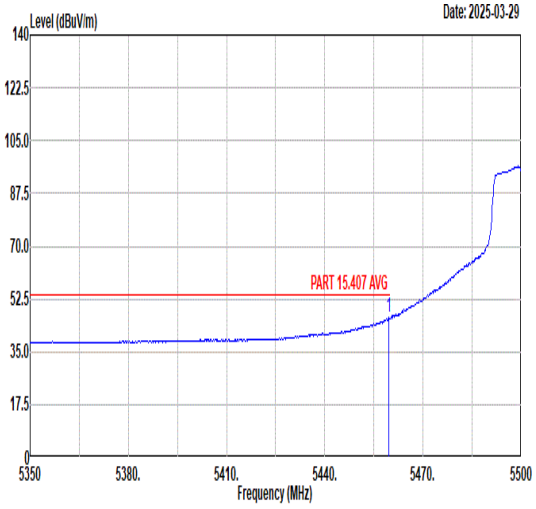 Freq Level Limit Line Margin Read Level Ant Factor Cable Loss Preamp Factor APos TPos Remark MHz dBuV/m dBuV/m dB dBuV dB/m dB dB cm deg 1 5459.65 46.31 54.00 -7.69 36.34 34.17 8.41 32.61 100 35 AVERAGE	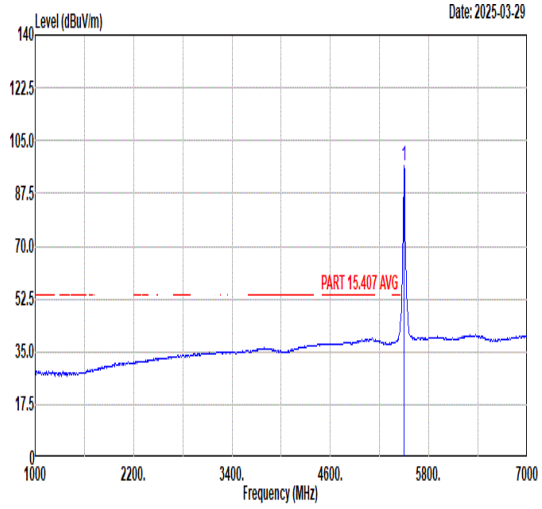 Freq Level Limit Line Margin Read Level Ant Factor Cable Loss Preamp Factor APos TPos Remark MHz dBuV/m dBuV/m dB dBuV dB/m dB dB cm deg 1 5500.00 96.42 ------ ------ 86.47 34.20 8.36 32.61 100 35 AVERAGE

Mode	7	
	Band Edge	
	U-NII-2C_5.47-5.725_802.11a_CH100_5500MHz	
ANT	5	
Pol.	Vertical	Fundamental
Peak	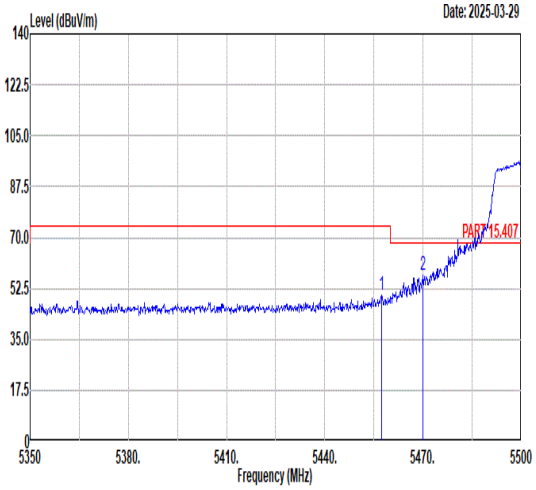 Freq Level Limit Line Margin Read Level Ant Factor Cable Loss Preamp Factor APos TPos Remark MHz dBuV/m dBuV/m dB dBuV dB/m dB dB cm deg 1 5457.25 49.96 74.00 -24.04 39.99 34.17 8.41 32.61 103 108 PEAK 2 5470.00 56.85 68.30 -11.45 46.88 34.18 8.40 32.61 103 108 PEAK	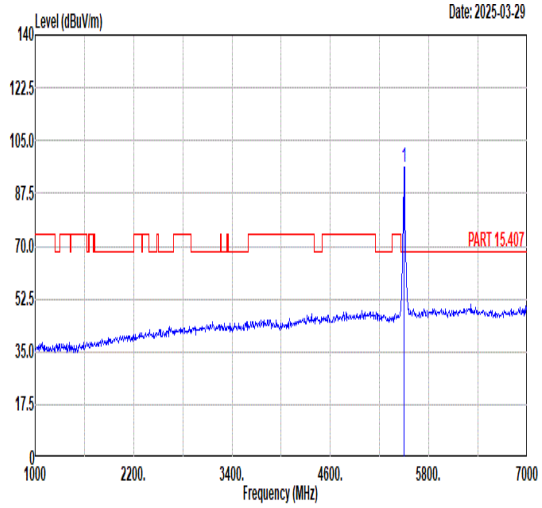 Freq Level Limit Line Margin Read Level Ant Factor Cable Loss Preamp Factor APos TPos Remark MHz dBuV/m dBuV/m dB dBuV dB/m dB dB cm deg 1 5500.00 96.25 ------ ------ 86.31 34.20 8.35 32.61 103 108 PEAK
Avg	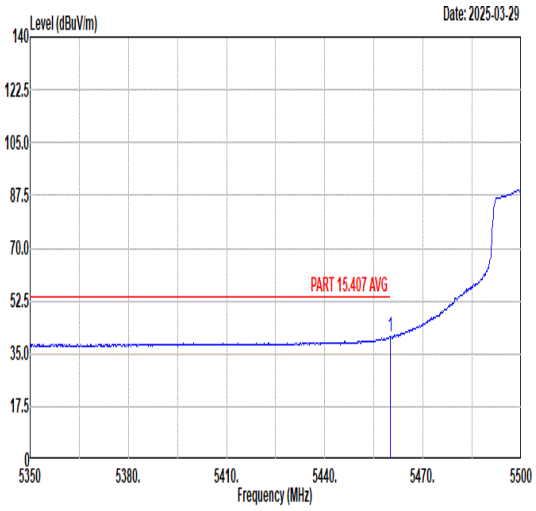 Freq Level Limit Line Margin Read Level Ant Factor Cable Loss Preamp Factor APos TPos Remark MHz dBuV/m dBuV/m dB dBuV dB/m dB dB cm deg 1 5459.95 40.60 54.00 -13.40 30.63 34.17 8.41 32.61 103 108 AVERAGE	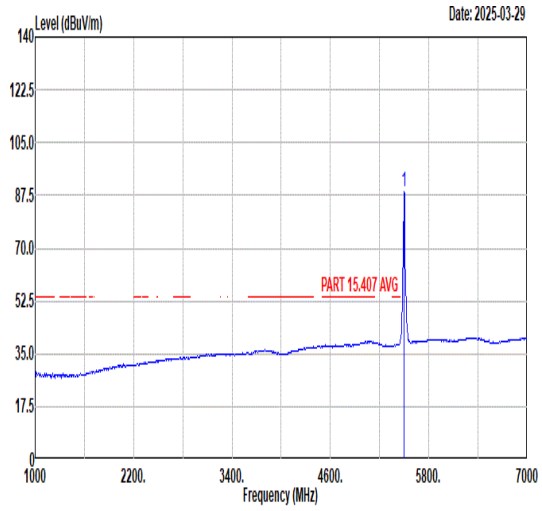 Freq Level Limit Line Margin Read Level Ant Factor Cable Loss Preamp Factor APos TPos Remark MHz dBuV/m dBuV/m dB dBuV dB/m dB dB cm deg 1 5500.00 88.94 ------ ------ 78.99 34.20 8.36 32.61 103 108 AVERAGE

Mode	7	
	Harmonic	
	U-NII-2C_5.47-5.725_802.11a_CH100_5500MHz	
ANT	5	
Pol.	Horizontal	Vertical
Peak Avg	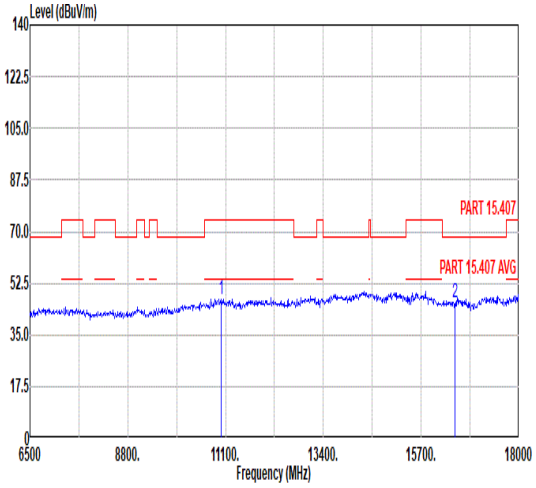 Freq Level Limit Line Margin Read Level Ant Factor Cable Loss Preamp Factor APos TPos Remark MHz dBuV/m dBuV/m dB dBuV dB/m dB dB cm deg 1 11000.00 46.82 74.00 -27.18 55.42 38.49 11.21 58.30 -- -- Peak 2 16500.00 45.83 68.30 -22.47 51.38 40.39 12.91 58.85 -- -- Peak	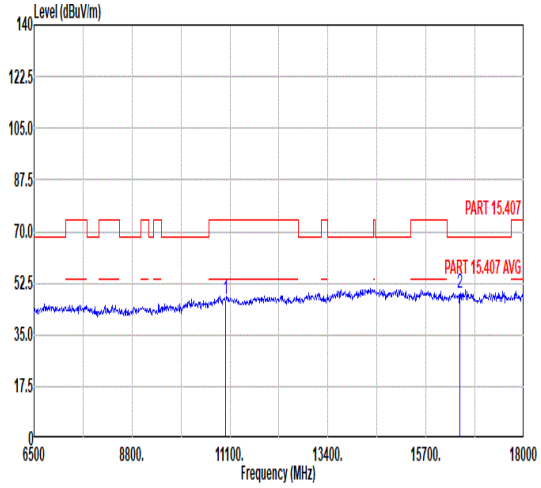 Freq Level Limit Line Margin Read Level Ant Factor Cable Loss Preamp Factor APos TPos Remark MHz dBuV/m dBuV/m dB dBuV dB/m dB dB cm deg 1 11000.00 47.06 74.00 -26.94 55.66 38.49 11.21 58.30 -- -- Peak 2 16500.00 48.91 68.30 -19.39 54.46 40.39 12.91 58.85 -- -- Peak

Mode	8	
	Harmonic	
	U-NII-2C_5.47-5.725_802.11a_CH116_5580MHz	
ANT	5	
Pol.	Horizontal	Vertical
Peak Avg	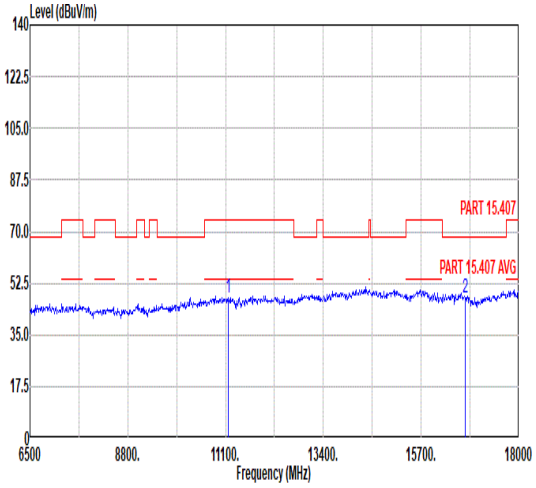 Freq Level Limit Line Margin Read Level Ant Factor Cable Loss Preamp Factor APos TPos Remark MHz dBuV/m dBuV/m dB dBuV dB/m dB dB cm deg 1 11160.00 47.72 74.00 -26.28 56.50 38.05 11.29 58.12 -- -- Peak 2 16740.00 47.65 68.30 -20.65 52.63 40.59 13.01 58.58 -- -- Peak	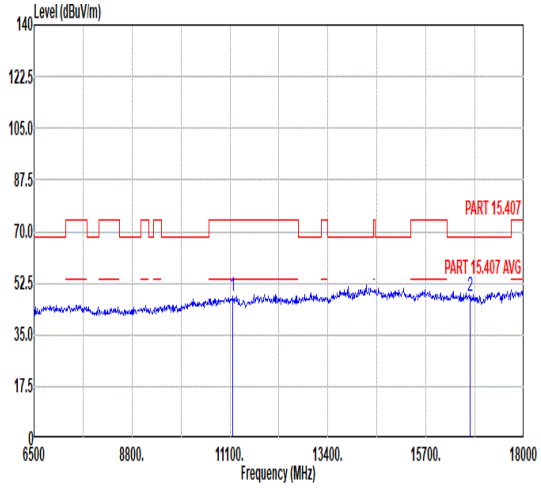 Freq Level Limit Line Margin Read Level Ant Factor Cable Loss Preamp Factor APos TPos Remark MHz dBuV/m dBuV/m dB dBuV dB/m dB dB cm deg 1 11160.00 47.94 74.00 -26.06 56.72 38.05 11.29 58.12 -- -- Peak 2 16740.00 47.93 68.30 -20.37 52.91 40.59 13.01 58.58 -- -- Peak

Mode	9	
	Band Edge	
	U-NII-2C_5.47-5.725_802.11a_CH140_5700MHz	
ANT	5	
Pol.	Horizontal	Fundamental
Peak	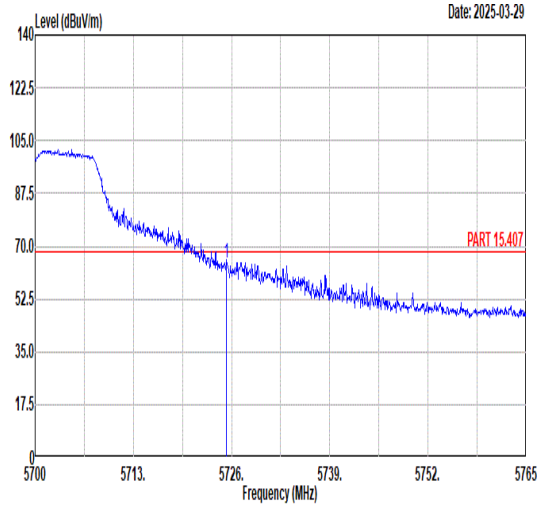 Freq Level Limit Line Margin Read Level Ant Factor Cable Loss Preamp Factor APos TPos Remark MHz dBuV/m dBuV/m dB dBuV dB/m dB dB cm deg 1 5725.35 64.71 68.30 -3.59 54.21 34.60 8.68 32.78 106 126 PEAK	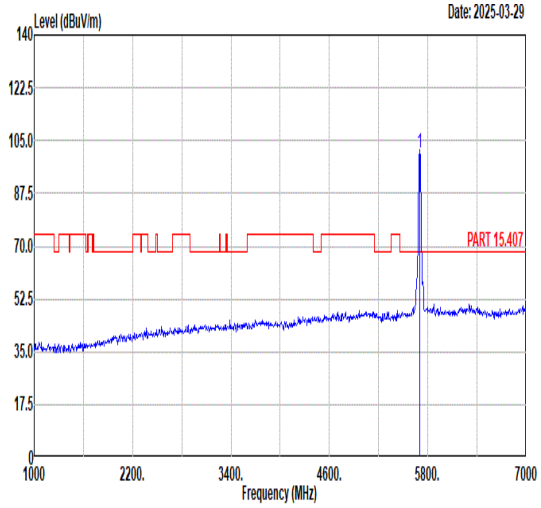 Freq Level Limit Line Margin Read Level Ant Factor Cable Loss Preamp Factor APos TPos Remark MHz dBuV/m dBuV/m dB dBuV dB/m dB dB cm deg 1 5700.00 101.17 ------ ------ 90.77 34.56 8.60 32.76 106 126 PEAK
Avg	Blank	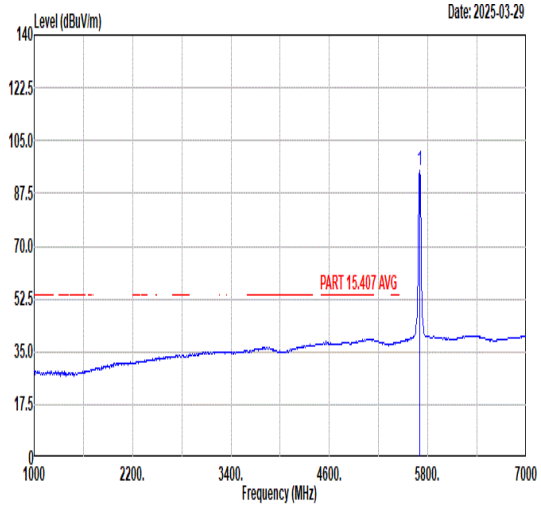 Freq Level Limit Line Margin Read Level Ant Factor Cable Loss Preamp Factor APos TPos Remark MHz dBuV/m dBuV/m dB dBuV dB/m dB dB cm deg 1 5700.00 95.36 ------ ------ 85.00 34.55 8.57 32.76 106 126 AVERAGE

Mode	9	
	Band Edge	
	U-NII-2C_5.47-5.725_802.11a_CH140_5700MHz	
ANT	5	
Pol.	Vertical	Fundamental
Peak	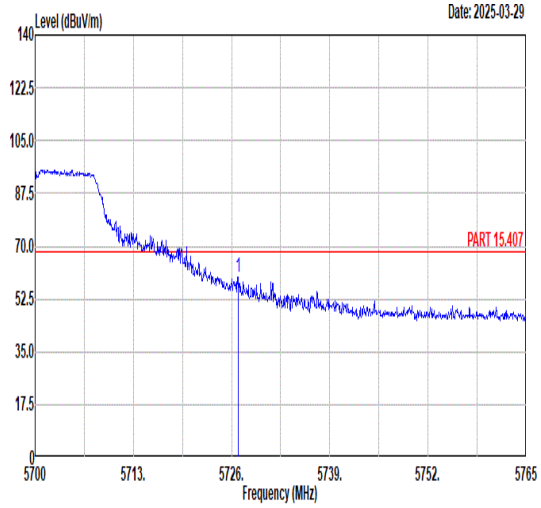 Freq Level Limit Line Margin Read Level Ant Factor Cable Loss Preamp Factor APos TPos Remark MHz dBuV/m dBuV/m dB dBuV dB/m dB dB cm deg 1 5726.85 59.79 68.30 -8.51 49.29 34.60 8.68 32.78 110 288 PEAK	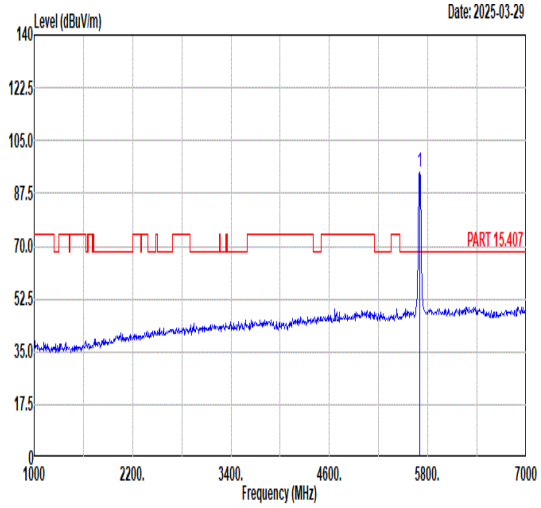 Freq Level Limit Line Margin Read Level Ant Factor Cable Loss Preamp Factor APos TPos Remark MHz dBuV/m dBuV/m dB dBuV dB/m dB dB cm deg 1 5700.00 94.63 ------ ------ 84.27 34.55 8.57 32.76 110 288 PEAK
Avg	Blank	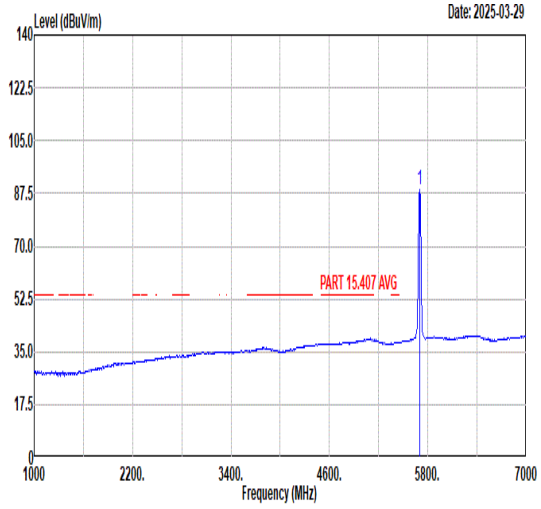 Freq Level Limit Line Margin Read Level Ant Factor Cable Loss Preamp Factor APos TPos Remark MHz dBuV/m dBuV/m dB dBuV dB/m dB dB cm deg 1 5700.00 88.64 ------ ------ 78.28 34.55 8.57 32.76 110 288 AVERAGE

Mode	9	
	Harmonic	
	U-NII-2C_5.47-5.725_802.11a_CH140_5700MHz	
ANT	5	
Pol.	Horizontal	Vertical
Peak Avg	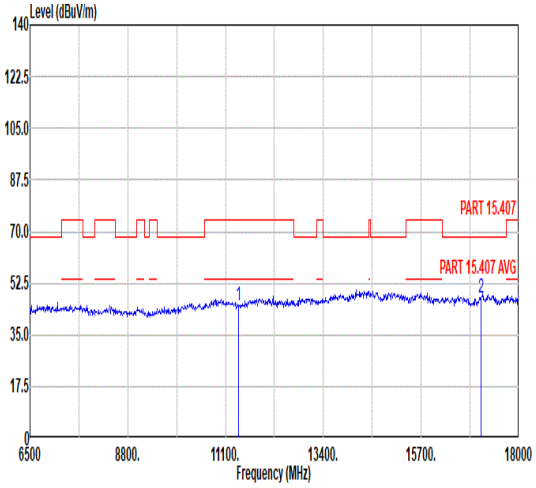 Freq Level Limit Line Margin Read Level Ant Factor Cable Loss Preamp Factor APos TPos Remark MHz dBuV/m dBuV/m dB dBuV dB/m dB dB cm deg 1 11400.00 45.03 74.00 -28.97 54.09 37.39 11.41 57.86 -- -- Peak 2 17100.00 47.38 68.30 -20.92 51.40 41.00 13.14 58.16 -- -- Peak	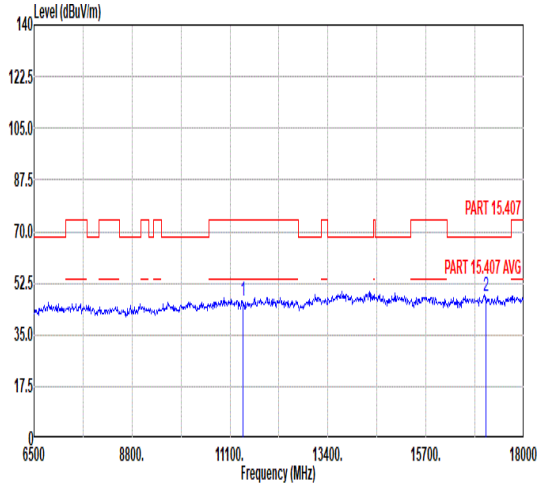 Freq Level Limit Line Margin Read Level Ant Factor Cable Loss Preamp Factor APos TPos Remark MHz dBuV/m dBuV/m dB dBuV dB/m dB dB cm deg 1 11400.00 46.25 74.00 -27.75 55.31 37.39 11.41 57.86 -- -- Peak 2 17100.00 48.33 68.30 -19.97 52.35 41.00 13.14 58.16 -- -- Peak

Mode	10	
	Band Edge	
	U-NII-1_5.15-5.25_802.11ax HE20_CH36_Full_5180MHz	
ANT	5	
Pol.	Horizontal	Fundamental
Peak	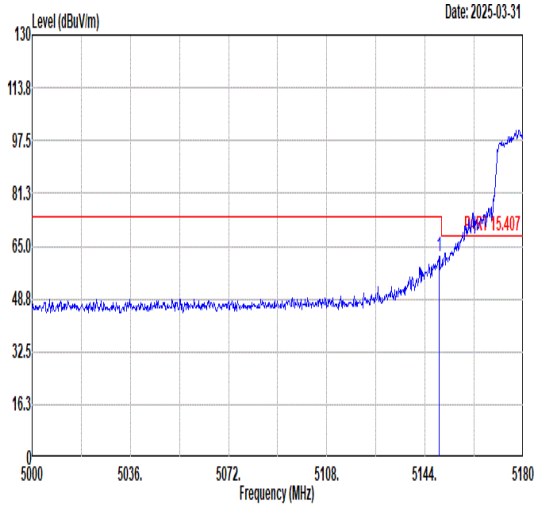 Freq Level Limit Line Margin Read Level Ant Factor Cable Loss Preamp Factor APos TPos Remark MHz dBuV/m dBuV/m dB dBuV dB/m dB dB cm deg 1 5149.22 61.70 74.00 -12.30 52.53 33.99 7.92 32.74 103 126 PEAK	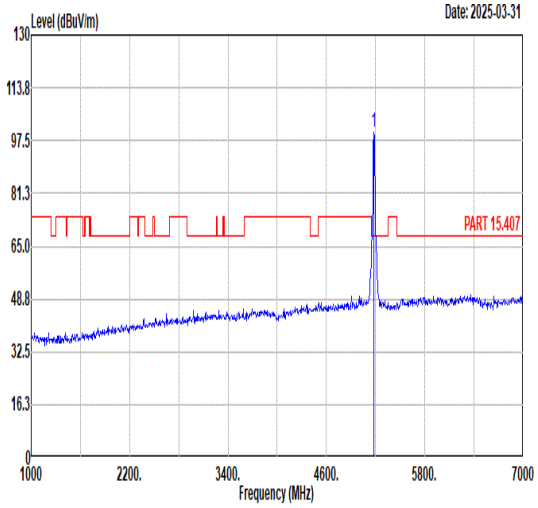 Freq Level Limit Line Margin Read Level Ant Factor Cable Loss Preamp Factor APos TPos Remark MHz dBuV/m dBuV/m dB dBuV dB/m dB dB cm deg 1 5180.00 100.07 ------ ------ 90.85 34.01 7.94 32.73 103 126 PEAK
Avg	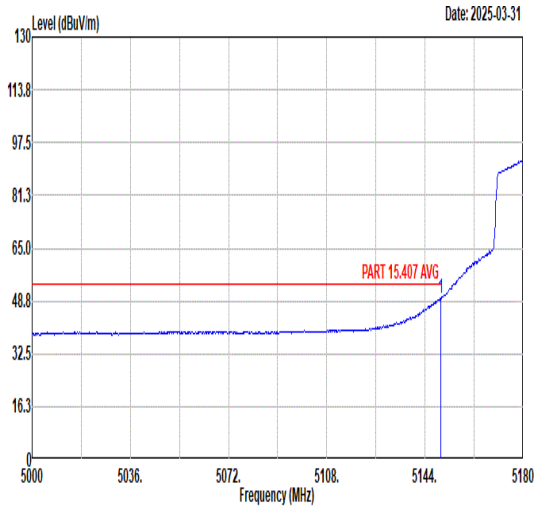 Freq Level Limit Line Margin Read Level Ant Factor Cable Loss Preamp Factor APos TPos Remark MHz dBuV/m dBuV/m dB dBuV dB/m dB dB cm deg 1 5149.76 49.75 54.00 -4.25 40.58 33.99 7.92 32.74 103 126 AVERAGE	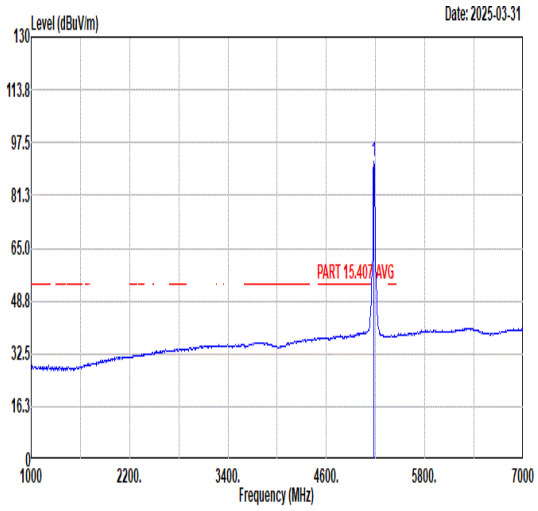 Freq Level Limit Line Margin Read Level Ant Factor Cable Loss Preamp Factor APos TPos Remark MHz dBuV/m dBuV/m dB dBuV dB/m dB dB cm deg 1 5180.00 91.58 ------ ------ 82.36 34.01 7.94 32.73 103 126 AVERAGE

Mode	10	
	Band Edge	
	U-NII-1_5.15-5.25_802.11ax HE20_CH36_Full_5180MHz	
ANT	5	
Pol.	Vertical	Fundamental
Peak	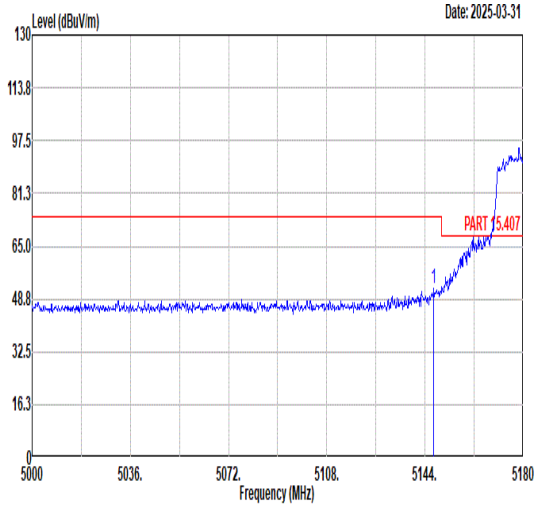 Freq Level Limit Line Margin Read Level Ant Factor Cable Loss Preamp Factor APos TPos Remark MHz dBuV/m dBuV/m dB dBuV dB/m dB dB cm deg 1 5147.24 51.83 74.00 -22.17 42.66 33.99 7.92 32.74 102 269 PEAK	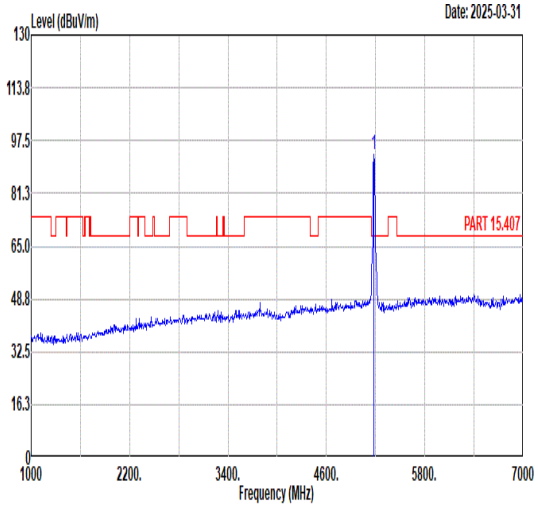 Freq Level Limit Line Margin Read Level Ant Factor Cable Loss Preamp Factor APos TPos Remark MHz dBuV/m dBuV/m dB dBuV dB/m dB dB cm deg 1 5180.00 92.99 ------ ------ 83.77 34.01 7.94 32.73 102 269 PEAK
Avg	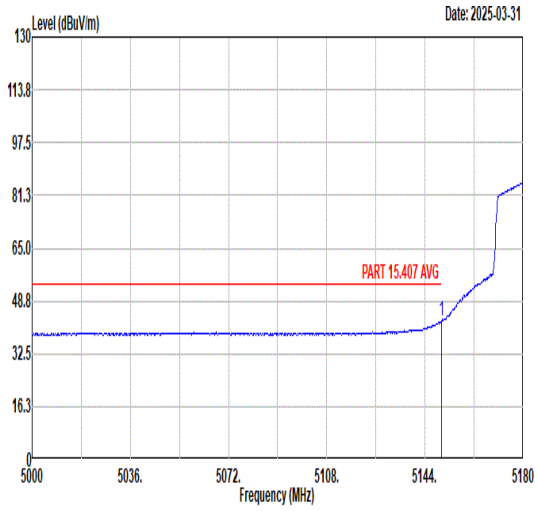 Freq Level Limit Line Margin Read Level Ant Factor Cable Loss Preamp Factor APos TPos Remark MHz dBuV/m dBuV/m dB dBuV dB/m dB dB cm deg 1 5149.94 42.58 54.00 -11.42 33.41 33.99 7.92 32.74 102 269 AVERAGE	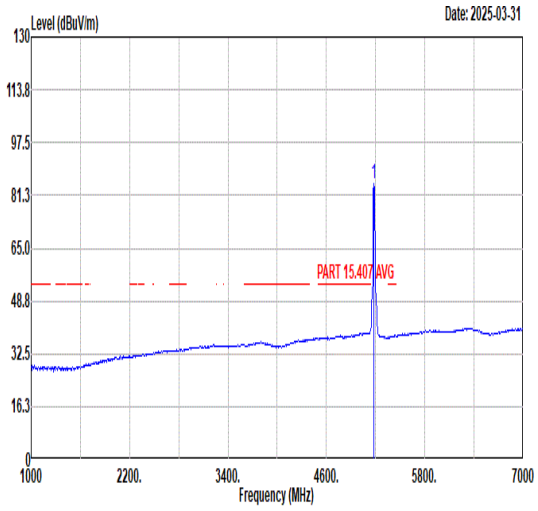 Freq Level Limit Line Margin Read Level Ant Factor Cable Loss Preamp Factor APos TPos Remark MHz dBuV/m dBuV/m dB dBuV dB/m dB dB cm deg 1 5180.00 84.88 ------ ------ 75.66 34.01 7.94 32.73 102 269 AVERAGE

Mode	10	
	Harmonic	
	U-NII-1_5.15-5.25_802.11ax HE20_CH36_Full_5180MHz	
ANT	5	
Pol.	Horizontal	Vertical
Peak Avg	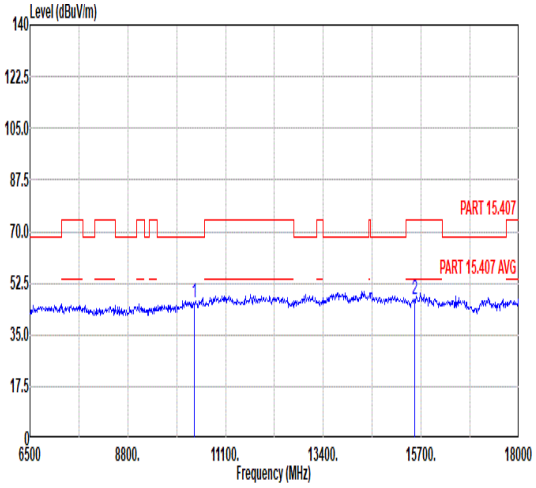 Freq Level Limit Line Margin Read Level Ant Factor Cable Loss Preamp Factor APos TPos Remark MHz dBuV/m dBuV/m dB dBuV dB/m dB dB cm deg 1 10360.00 45.93 68.30 -22.37 57.04 37.16 10.73 59.00 -- -- Peak 2 15540.00 46.88 74.00 -27.12 53.68 39.42 12.72 58.94 -- -- Peak	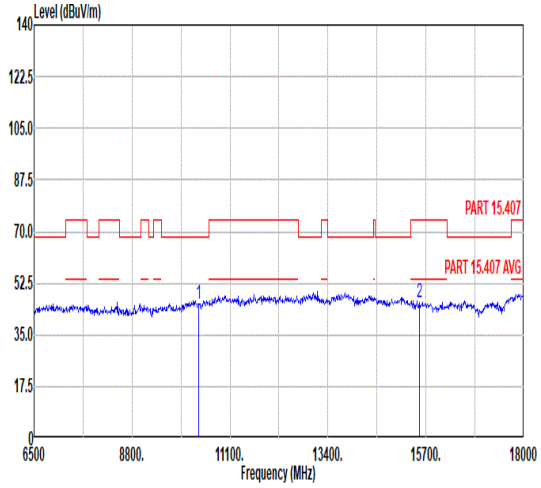 Freq Level Limit Line Margin Read Level Ant Factor Cable Loss Preamp Factor APos TPos Remark MHz dBuV/m dBuV/m dB dBuV dB/m dB dB cm deg 1 10360.00 45.61 68.30 -22.69 56.72 37.16 10.73 59.00 -- -- Peak 2 15540.00 46.16 74.00 -27.84 52.96 39.42 12.72 58.94 -- -- Peak

Mode	11	
	Harmonic	
	U-NII-1_5.15-5.25_802.11ax HE20_CH44_Full_5220MHz	
ANT	5	
Pol.	Horizontal	Vertical
Peak Avg	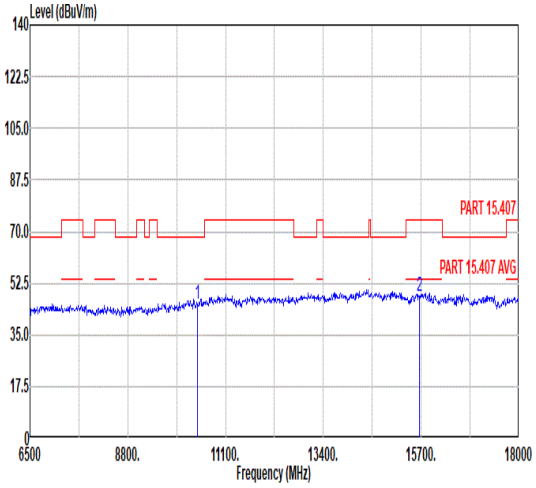 Freq Level Limit Line Margin Read Level Ant Factor Cable Loss Preamp Factor APos TPos Remark MHz dBuV/m dBuV/m dB dBuV dB/m dB dB cm deg 1 10440.00 45.24 68.30 -23.06 56.01 37.35 10.79 58.91 -- -- Peak 2 15660.00 48.18 74.00 -25.82 55.06 39.46 12.72 59.06 -- -- Peak	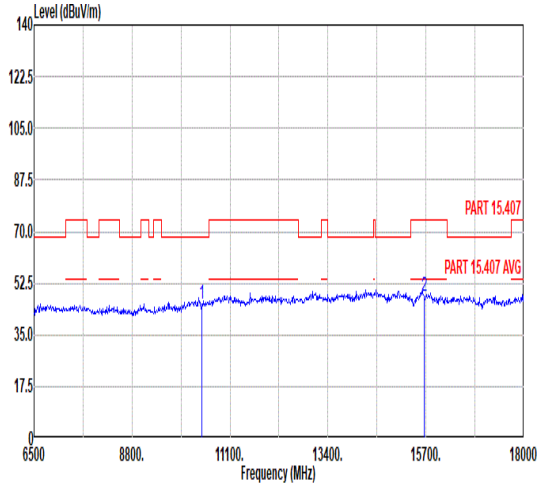 Freq Level Limit Line Margin Read Level Ant Factor Cable Loss Preamp Factor APos TPos Remark MHz dBuV/m dBuV/m dB dBuV dB/m dB dB cm deg 1 10440.00 45.23 68.30 -23.07 56.00 37.35 10.79 58.91 -- -- Peak 2 15660.00 48.04 74.00 -25.96 54.92 39.46 12.72 59.06 -- -- Peak

Mode	12	
	Harmonic	
	U-NII-1_5.15-5.25_802.11ax HE20_CH48_Full_5240MHz	
ANT	5	
Pol.	Horizontal	Vertical
Peak Avg	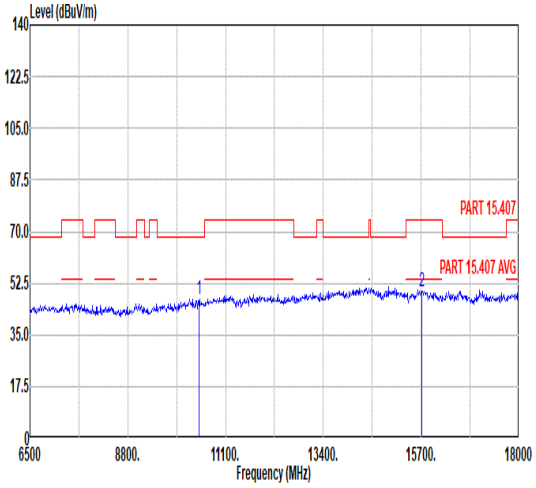 Freq Level Limit Line Margin Read Level Ant Factor Cable Loss Preamp Factor APos TPos Remark MHz dBuV/m dBuV/m dB dBuV dB/m dB dB cm deg 1 10480.00 46.77 68.30 -21.53 57.37 37.45 10.82 58.87 -- -- Peak 2 15720.00 49.91 74.00 -24.09 56.83 39.49 12.71 59.12 -- -- Peak	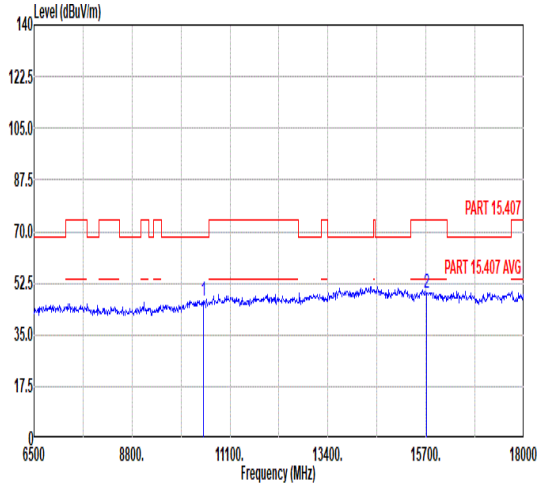 Freq Level Limit Line Margin Read Level Ant Factor Cable Loss Preamp Factor APos TPos Remark MHz dBuV/m dBuV/m dB dBuV dB/m dB dB cm deg 1 10480.00 46.44 68.30 -21.86 57.04 37.45 10.82 58.87 -- -- Peak 2 15720.00 49.23 74.00 -24.77 56.15 39.49 12.71 59.12 -- -- Peak

Mode	13	
	Harmonic	
	U-NII-2A_5.25-5.35_802.11ax HE20_CH52_Full_5260MHz	
ANT	5	
Pol.	Horizontal	Vertical
Peak Avg	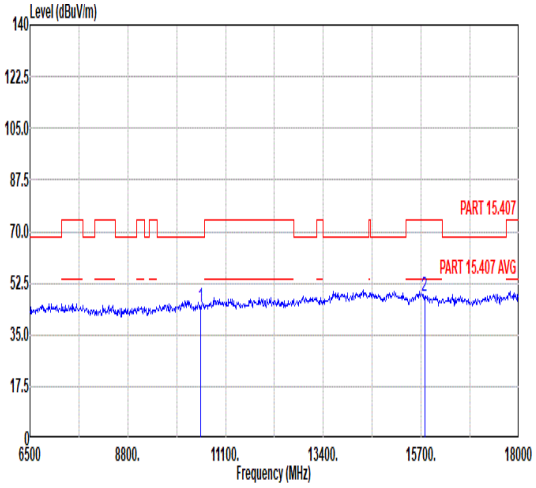 Freq Level Limit Line Margin Read Level Ant Factor Cable Loss Preamp Factor APos TPos Remark MHz dBuV/m dBuV/m dB dBuV dB/m dB dB cm deg 1 10520.00 44.56 68.30 -23.74 55.00 37.53 10.85 58.82 -- -- Peak 2 15780.00 48.04 74.00 -25.96 55.00 39.51 12.71 59.18 -- -- Peak	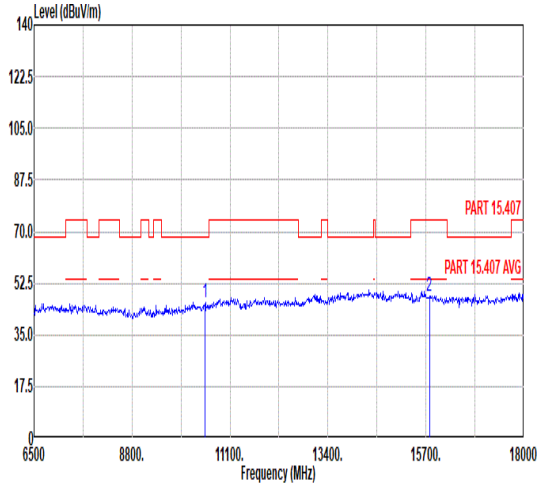 Freq Level Limit Line Margin Read Level Ant Factor Cable Loss Preamp Factor APos TPos Remark MHz dBuV/m dBuV/m dB dBuV dB/m dB dB cm deg 1 10520.00 45.74 68.30 -22.56 56.18 37.53 10.85 58.82 -- -- Peak 2 15780.00 48.19 74.00 -25.81 55.15 39.51 12.71 59.18 -- -- Peak

Mode	14	
	Harmonic	
	U-NII-2A_5.25-5.35_802.11ax HE20_CH60_Full_5300MHz	
ANT	5	
Pol.	Horizontal	Vertical
Peak Avg	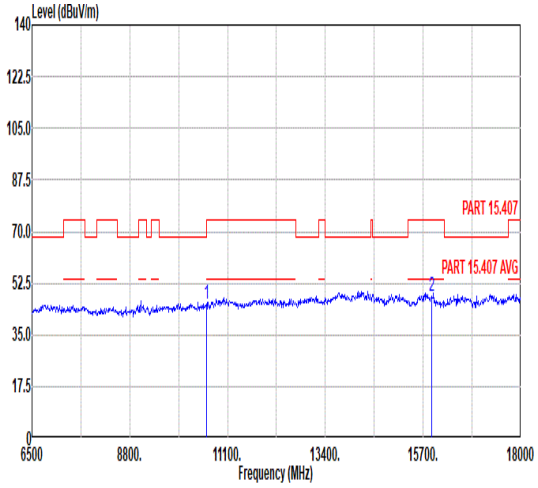 Freq Level Limit Line Margin Read Level Ant Factor Cable Loss Preamp Factor APos TPos Remark MHz dBuV/m dBuV/m dB dBuV dB/m dB dB cm deg 1 10600.00 45.38 74.00 -28.62 55.50 37.70 10.91 58.73 -- -- Peak 2 15900.00 47.82 74.00 -26.18 54.85 39.56 12.71 59.30 -- -- Peak	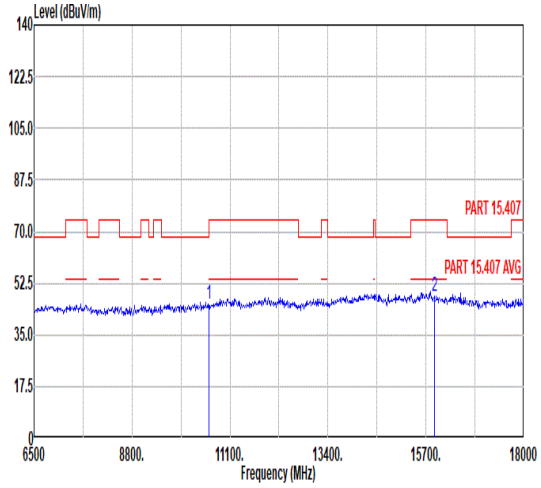 Freq Level Limit Line Margin Read Level Ant Factor Cable Loss Preamp Factor APos TPos Remark MHz dBuV/m dBuV/m dB dBuV dB/m dB dB cm deg 1 10600.00 45.58 74.00 -28.42 55.70 37.70 10.91 58.73 -- -- Peak 2 15900.00 47.95 74.00 -26.05 54.98 39.56 12.71 59.30 -- -- Peak

Mode	15	
	Band Edge	
	U-NII-2A_5.25-5.35_802.11ax HE20_CH64_Full_5320MHz	
ANT	5	
Pol.	Horizontal	Fundamental
Peak	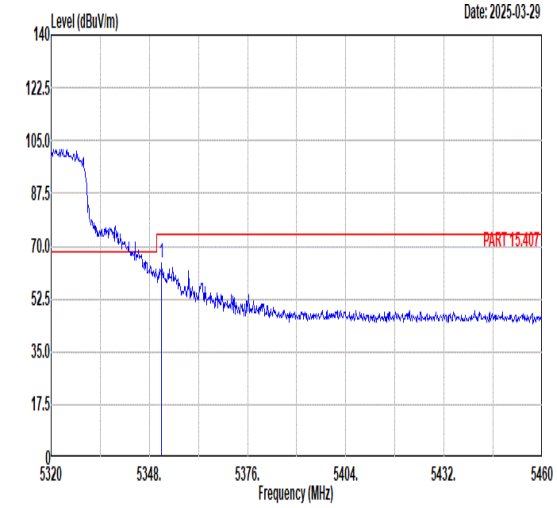 Freq Level Limit Line Margin Read Level Ant Factor Cable Loss Preamp Factor APos TPos Remark MHz dBuV/m dBuV/m dB dBuV dB/m dB dB cm deg 1 5351.50 64.41 74.00 -9.59 54.63 34.11 8.33 32.66 102 64 PEAK	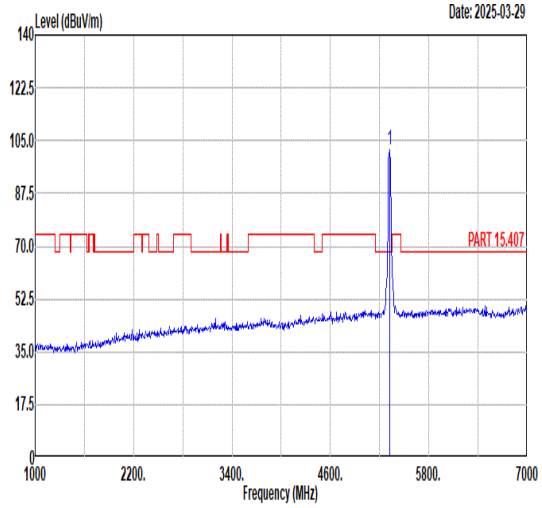 Freq Level Limit Line Margin Read Level Ant Factor Cable Loss Preamp Factor APos TPos Remark MHz dBuV/m dBuV/m dB dBuV dB/m dB dB cm deg 1 5320.00 101.96 ------ ------ 92.29 34.09 8.25 32.67 102 64 PEAK
Avg	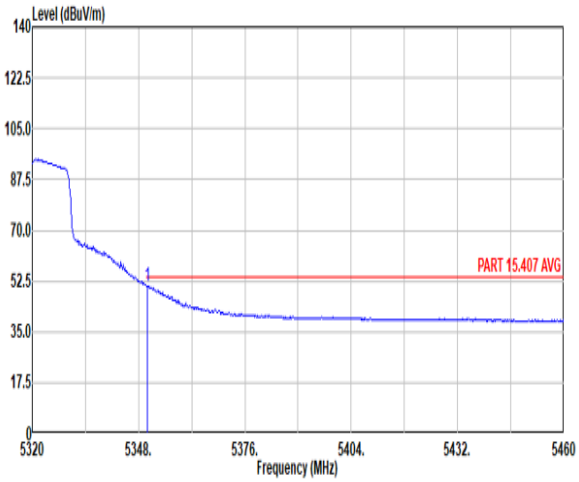 Freq Level Limit Line Margin Read Level Ant Factor Cable Loss Preamp Factor APos TPos Remark MHz dBuV/m dBuV/m dB dBuV dB/m dB dB cm deg 1 5350.24 50.77 54.00 -3.23 40.99 34.11 8.33 32.66 102 64 AVERAGE	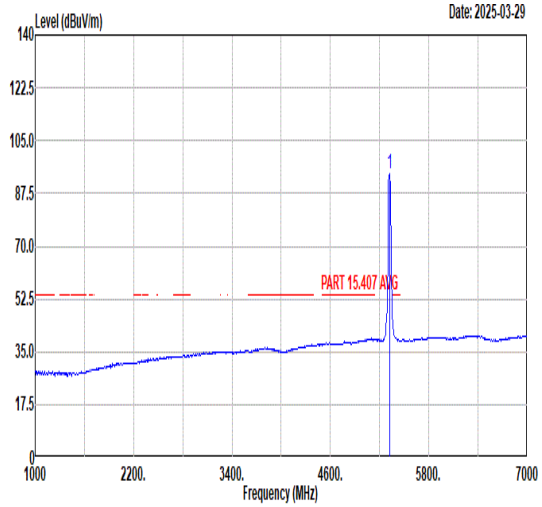 Freq Level Limit Line Margin Read Level Ant Factor Cable Loss Preamp Factor APos TPos Remark MHz dBuV/m dBuV/m dB dBuV dB/m dB dB cm deg 1 5320.00 93.90 ------ ------ 84.23 34.09 8.25 32.67 102 64 AVERAGE

Mode	15	
	Band Edge	
	U-NII-2A_5.25-5.35_802.11ax HE20_CH64_Full_5320MHz	
ANT	5	
Pol.	Vertical	Fundamental
Peak	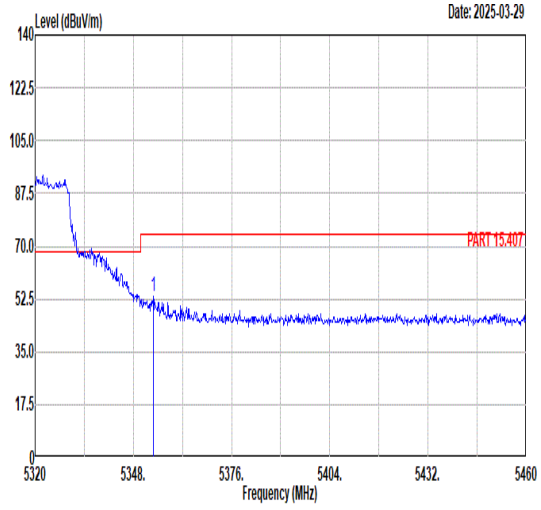 Freq Level Limit Line Margin Read Level Ant Factor Cable Loss Preamp Factor APos TPos Remark MHz dBuV/m dBuV/m dB dBuV dB/m dB dB cm deg 1 5353.74 53.57 74.00 -20.43 43.78 34.11 8.34 32.66 112 277 PEAK	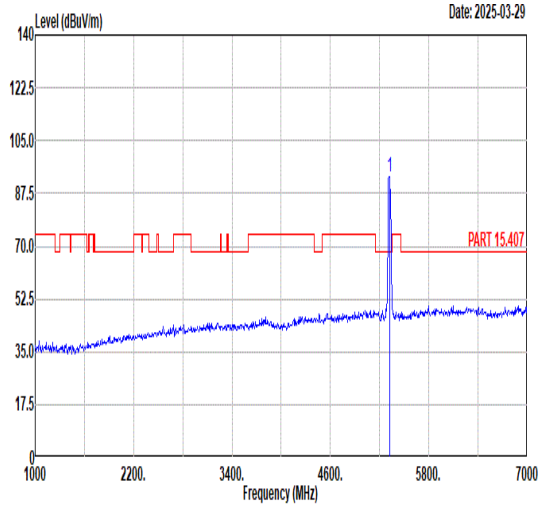 Freq Level Limit Line Margin Read Level Ant Factor Cable Loss Preamp Factor APos TPos Remark MHz dBuV/m dBuV/m dB dBuV dB/m dB dB cm deg 1 5320.00 93.17 ------ ------ 83.52 34.09 8.23 32.67 112 277 PEAK
Avg	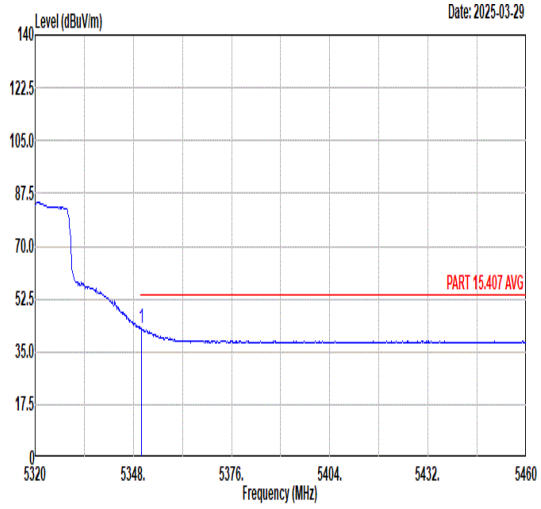 Freq Level Limit Line Margin Read Level Ant Factor Cable Loss Preamp Factor APos TPos Remark MHz dBuV/m dBuV/m dB dBuV dB/m dB dB cm deg 1 5350.24 42.90 54.00 -11.10 33.12 34.11 8.33 32.66 112 277 AVERAGE	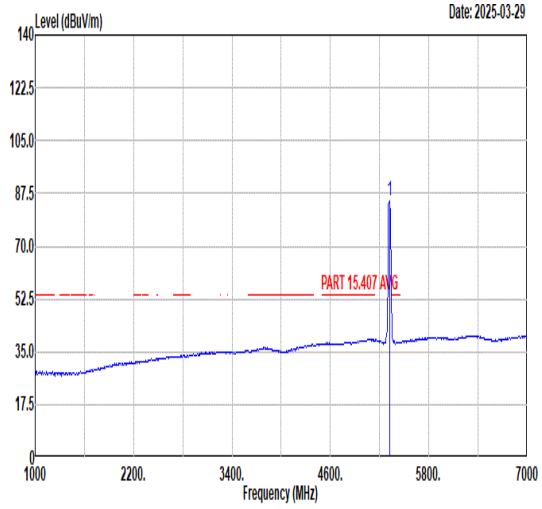 Freq Level Limit Line Margin Read Level Ant Factor Cable Loss Preamp Factor APos TPos Remark MHz dBuV/m dBuV/m dB dBuV dB/m dB dB cm deg 1 5320.00 84.92 ------ ------ 75.25 34.09 8.25 32.67 112 277 AVERAGE

Mode	15	
	Harmonic	
	U-NII-2A_5.25-5.35_802.11ax HE20_CH64_Full_5320MHz	
ANT	5	
Pol.	Horizontal	Vertical
Peak Avg	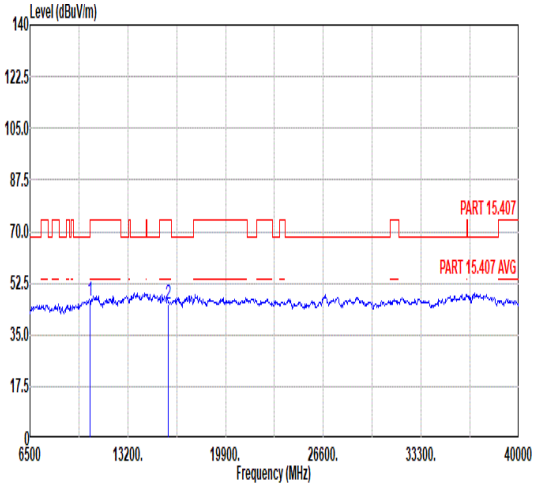 Freq Level Limit Line Margin Read Level Ant Factor Cable Loss Preamp Factor APos TPos Remark MHz dBuV/m dBuV/m dB dBuV dB/m dB dB cm deg 1 10640.00 46.44 74.00 -27.56 56.41 37.78 10.94 58.69 -- -- Peak 2 15960.00 45.41 74.00 -28.59 52.49 39.59 12.70 59.37 -- -- Peak	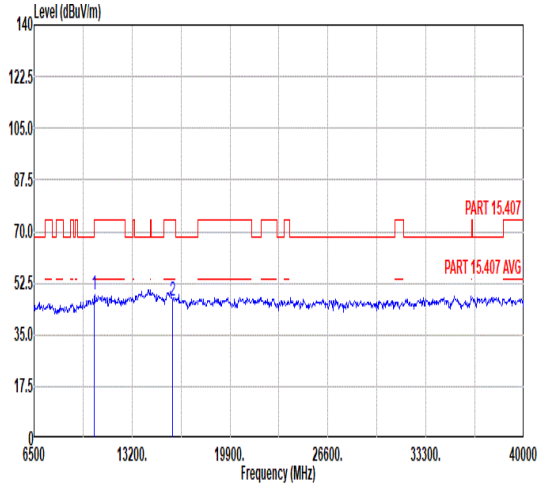 Freq Level Limit Line Margin Read Level Ant Factor Cable Loss Preamp Factor APos TPos Remark MHz dBuV/m dBuV/m dB dBuV dB/m dB dB cm deg 1 10640.00 48.38 74.00 -25.62 58.35 37.78 10.94 58.69 -- -- Peak 2 15960.00 46.38 74.00 -27.62 53.46 39.59 12.70 59.37 -- -- Peak

Mode	16	
	Band Edge	
	U-NII-2C_5.47-5.725_802.11ax HE20_CH100_Full_5500MHz	
ANT	5	
Pol.	Horizontal	Fundamental
Peak	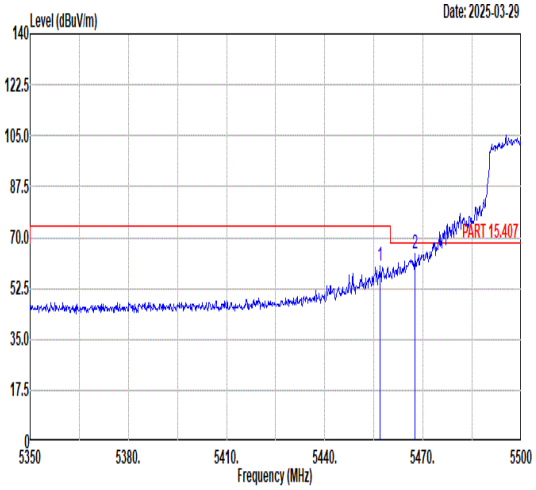 Freq Level Limit Line Margin Read Level Ant Factor Cable Loss Preamp Factor APos TPos Remark MHz dBuV/m dBuV/m dB dBuV dB/m dB dB cm deg 1 5456.80 60.00 74.00 -14.00 50.03 34.17 8.41 32.61 100 59 PEAK 2 5467.60 64.37 68.30 -3.93 54.40 34.18 8.40 32.61 100 59 PEAK	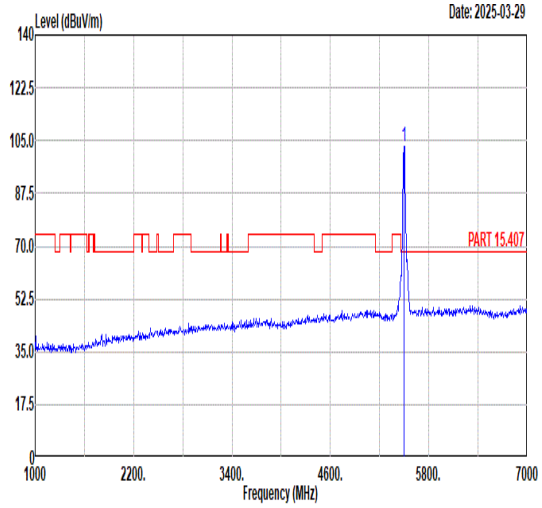 Freq Level Limit Line Margin Read Level Ant Factor Cable Loss Preamp Factor APos TPos Remark MHz dBuV/m dBuV/m dB dBuV dB/m dB dB cm deg 1 5500.00 102.87 ------ ------ 92.92 34.20 8.36 32.61 100 59 PEAK
Avg	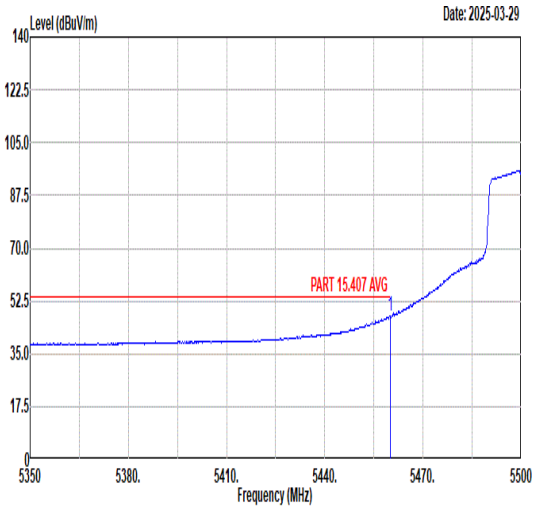 Freq Level Limit Line Margin Read Level Ant Factor Cable Loss Preamp Factor APos TPos Remark MHz dBuV/m dBuV/m dB dBuV dB/m dB dB cm deg 1 5459.95 47.54 54.00 -6.46 37.57 34.17 8.41 32.61 100 59 AVERAGE	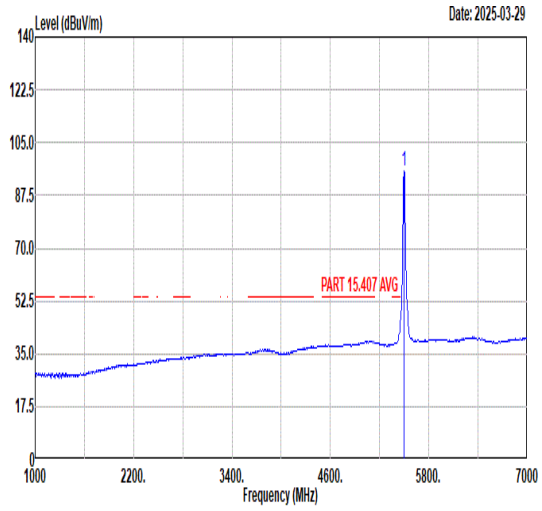 Freq Level Limit Line Margin Read Level Ant Factor Cable Loss Preamp Factor APos TPos Remark MHz dBuV/m dBuV/m dB dBuV dB/m dB dB cm deg 1 5500.00 95.45 ------ ------ 85.50 34.20 8.36 32.61 100 59 AVERAGE

Mode	16	
	Band Edge	
	U-NII-2C_5.47-5.725_802.11ax HE20_CH100_Full_5500MHz	
ANT	5	
Pol.	Vertical	Fundamental
Peak	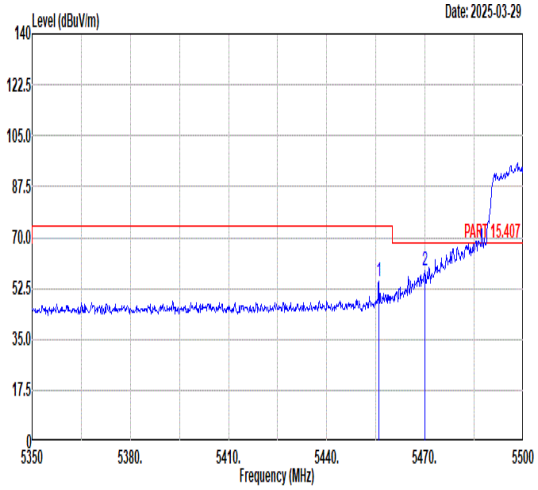 Freq Level Limit Line Margin Read Level Ant Factor Cable Loss Preamp Factor APos TPos Remark MHz dBuV/m dBuV/m dB dBuV dB/m dB dB cm deg 1 5455.90 54.69 74.00 -19.31 44.72 34.17 8.41 32.61 100 278 PEAK 2 5469.85 58.38 68.30 -9.92 48.41 34.18 8.40 32.61 100 278 PEAK	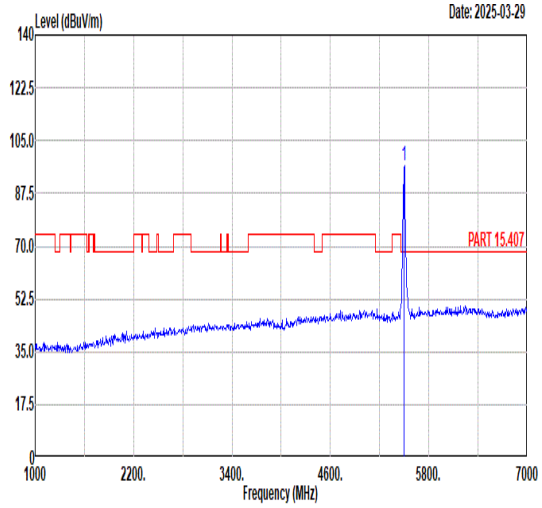 Freq Level Limit Line Margin Read Level Ant Factor Cable Loss Preamp Factor APos TPos Remark MHz dBuV/m dBuV/m dB dBuV dB/m dB dB cm deg 1 5500.00 96.49 ------ ------ 86.55 34.20 8.35 32.61 100 278 PEAK
Avg	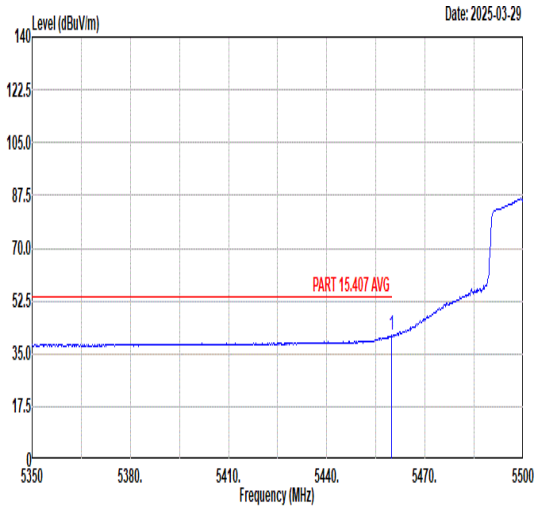 Freq Level Limit Line Margin Read Level Ant Factor Cable Loss Preamp Factor APos TPos Remark MHz dBuV/m dBuV/m dB dBuV dB/m dB dB cm deg 1 5459.80 41.01 54.00 -12.99 31.04 34.17 8.41 32.61 100 278 AVERAGE	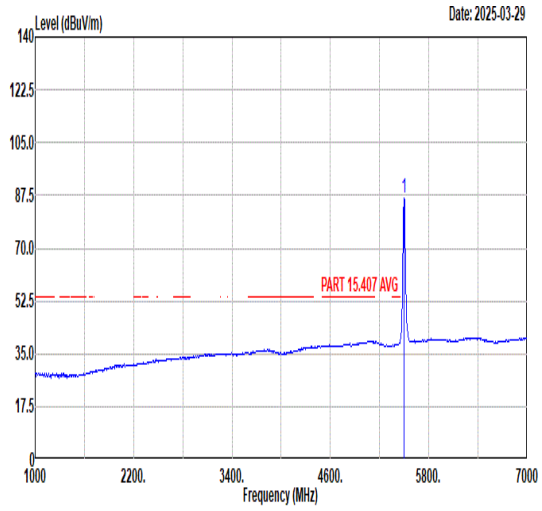 Freq Level Limit Line Margin Read Level Ant Factor Cable Loss Preamp Factor APos TPos Remark MHz dBuV/m dBuV/m dB dBuV dB/m dB dB cm deg 1 5500.00 86.64 ------ ------ 76.69 34.20 8.36 32.61 100 278 AVERAGE

Mode	16	
	Harmonic	
	U-NII-2C_5.47-5.725_802.11ax HE20_CH100_Full_5500MHz	
ANT	5	
Pol.	Horizontal	Vertical
Peak Avg	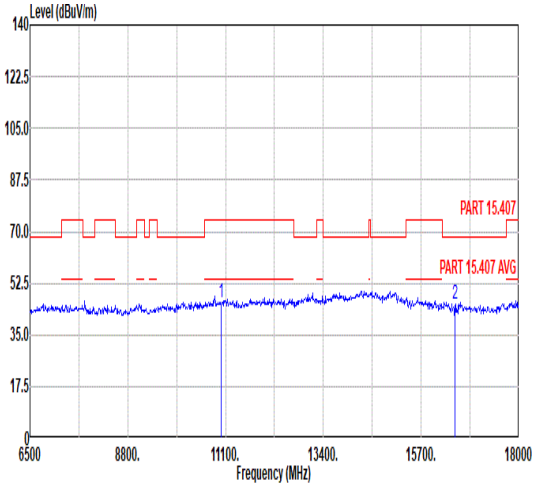 Freq Level Limit Line Margin Read Level Ant Factor Cable Loss Preamp Factor APos TPos Remark MHz dBuV/m dBuV/m dB dBuV dB/m dB dB cm deg 1 11000.00 46.05 74.00 -27.95 54.65 38.49 11.21 58.30 -- -- Peak 2 16500.00 45.66 68.30 -22.64 51.21 40.39 12.91 58.85 -- -- Peak	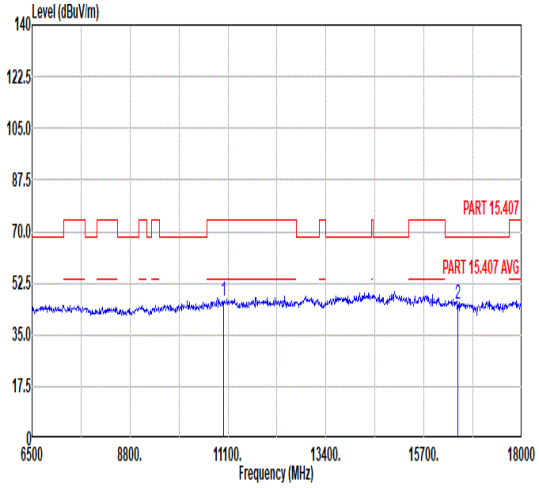 Freq Level Limit Line Margin Read Level Ant Factor Cable Loss Preamp Factor APos TPos Remark MHz dBuV/m dBuV/m dB dBuV dB/m dB dB cm deg 1 11000.00 46.68 74.00 -27.32 55.28 38.49 11.21 58.30 -- -- Peak 2 16500.00 45.57 68.30 -22.73 51.12 40.39 12.91 58.85 -- -- Peak

Mode	17	
	Harmonic	
	U-NII-2C_5.47-5.725_802.11ax HE20_CH116_Full_5580MHz	
ANT	5	
Pol.	Horizontal	Vertical
Peak Avg	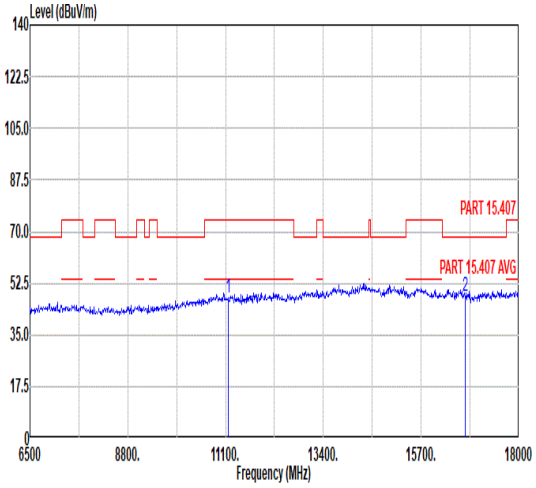 Freq Level Limit Line Margin Read Level Ant Factor Cable Loss Preamp Factor APos TPos Remark MHz dBuV/m dBuV/m dB dBuV dB/m dB dB cm deg 1 11160.00 47.45 74.00 -26.55 56.23 38.05 11.29 58.12 -- -- Peak 2 16740.00 48.17 68.30 -20.13 53.15 40.59 13.01 58.58 -- -- Peak	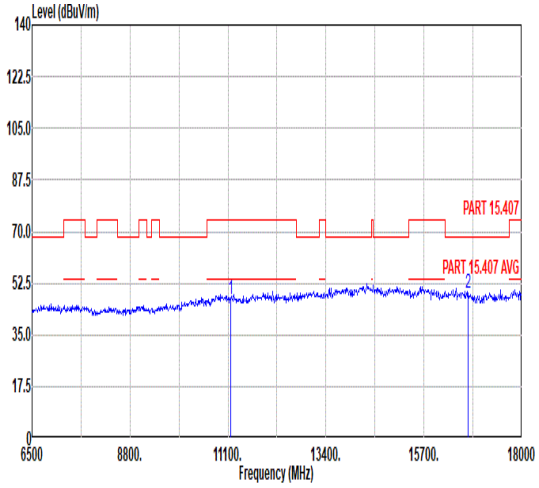 Freq Level Limit Line Margin Read Level Ant Factor Cable Loss Preamp Factor APos TPos Remark MHz dBuV/m dBuV/m dB dBuV dB/m dB dB cm deg 1 11160.00 47.23 74.00 -26.77 56.01 38.05 11.29 58.12 -- -- Peak 2 16740.00 49.11 68.30 -19.19 54.09 40.59 13.01 58.58 -- -- Peak

Mode	18	
	Band Edge	
	U-NII-2C_5.47-5.725_802.11ax HE20_CH140_Full_5700MHz	
ANT	5	
Pol.	Horizontal	Fundamental
Peak	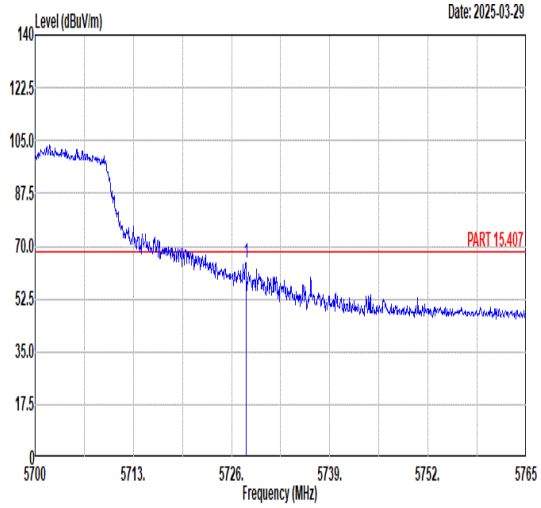 Freq Level Limit Line Margin Read Level Ant Factor Cable Loss Preamp Factor APos TPos Remark MHz dBuV/m dBuV/m dB dBuV dB/m dB dB cm deg 1 5727.89 64.59 68.30 -3.71 54.08 34.61 8.68 32.78 101 124 PEAK	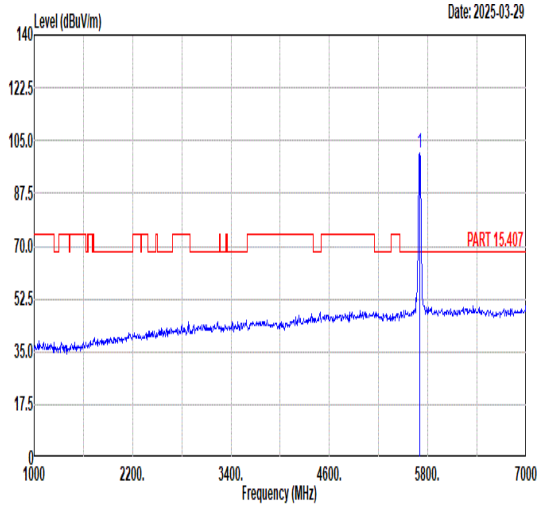 Freq Level Limit Line Margin Read Level Ant Factor Cable Loss Preamp Factor APos TPos Remark MHz dBuV/m dBuV/m dB dBuV dB/m dB dB cm deg 1 5700.00 101.09 ------ ------ 90.73 34.55 8.57 32.76 101 124 PEAK
Avg	Blank	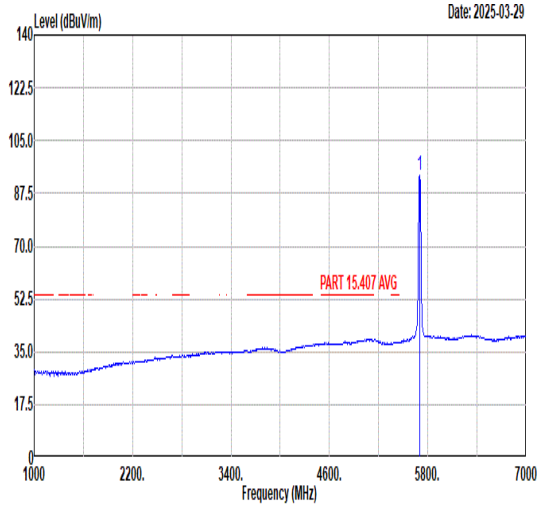 Freq Level Limit Line Margin Read Level Ant Factor Cable Loss Preamp Factor APos TPos Remark MHz dBuV/m dBuV/m dB dBuV dB/m dB dB cm deg 1 5700.00 93.77 ------ ------ 83.41 34.55 8.57 32.76 101 124 AVERAGE

Mode	18	
	Band Edge	
	U-NII-2C_5.47-5.725_802.11ax HE20_CH140_Full_5700MHz	
ANT	5	
Pol.	Vertical	Fundamental
Peak	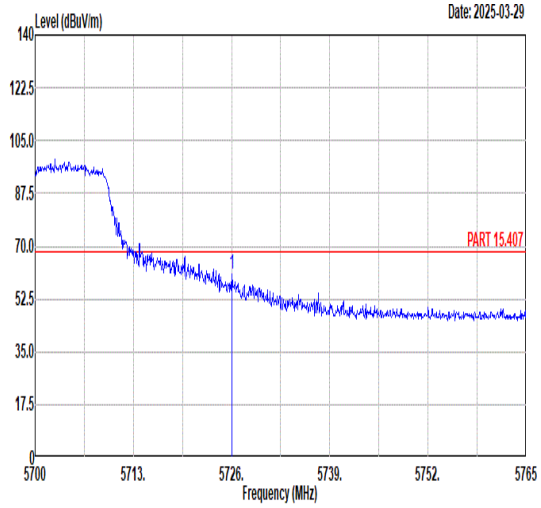 Freq Level Limit Line Margin Read Level Ant Factor Cable Loss Preamp Factor APos TPos Remark MHz dBuV/m dBuV/m dB dBuV dB/m dB dB cm deg 1 5726.07 60.65 68.30 -7.65 50.15 34.60 8.68 32.78 100 288 PEAK	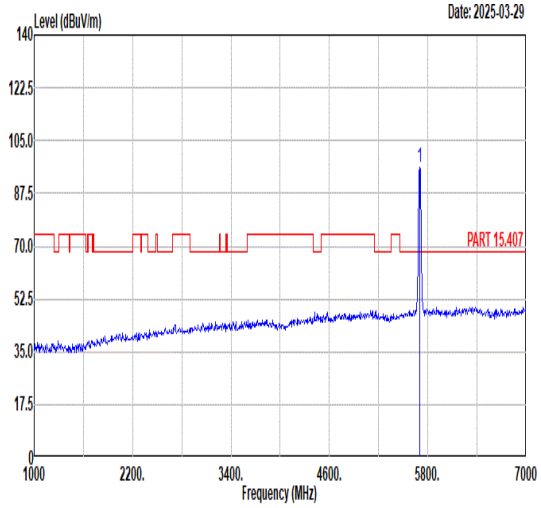 Freq Level Limit Line Margin Read Level Ant Factor Cable Loss Preamp Factor APos TPos Remark MHz dBuV/m dBuV/m dB dBuV dB/m dB dB cm deg 1 5700.00 96.34 ------ ------ 85.98 34.55 8.57 32.76 100 288 PEAK
Avg	Blank	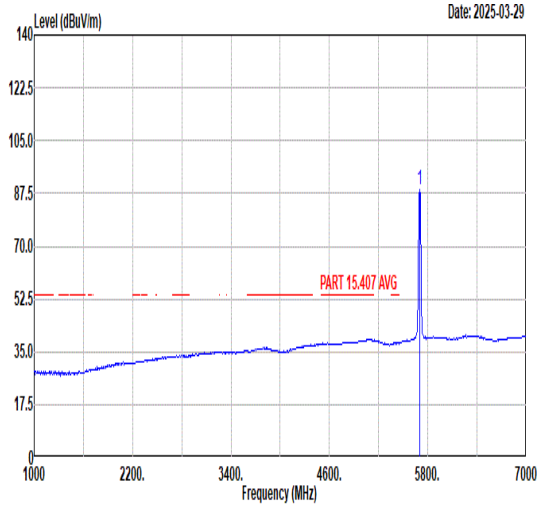 Freq Level Limit Line Margin Read Level Ant Factor Cable Loss Preamp Factor APos TPos Remark MHz dBuV/m dBuV/m dB dBuV dB/m dB dB cm deg 1 5700.00 88.72 ------ ------ 78.32 34.56 8.60 32.76 100 288 AVERAGE

Mode	18	
	Harmonic	
	U-NII-2C_5.47-5.725_802.11ax HE20_CH140_Full_5700MHz	
ANT	5	
Pol.	Horizontal	Vertical
Peak Avg	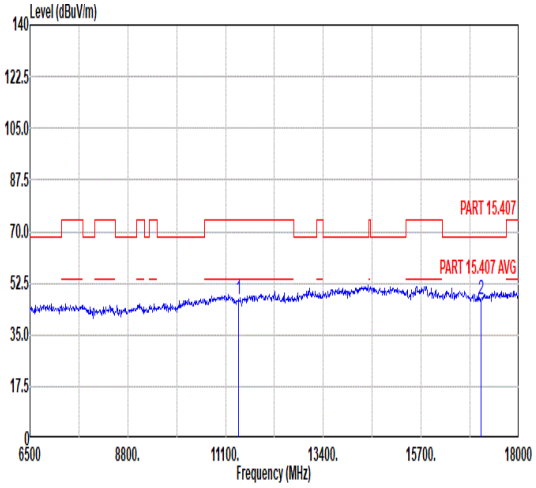 Freq Level Limit Line Margin Read Level Ant Factor Cable Loss Preamp Factor APos TPos Remark MHz dBuV/m dBuV/m dB dBuV dB/m dB dB cm deg 1 11400.00 46.89 74.00 -27.11 55.95 37.39 11.41 57.86 -- -- Peak 2 17100.00 47.15 68.30 -21.15 51.17 41.00 13.14 58.16 -- -- Peak	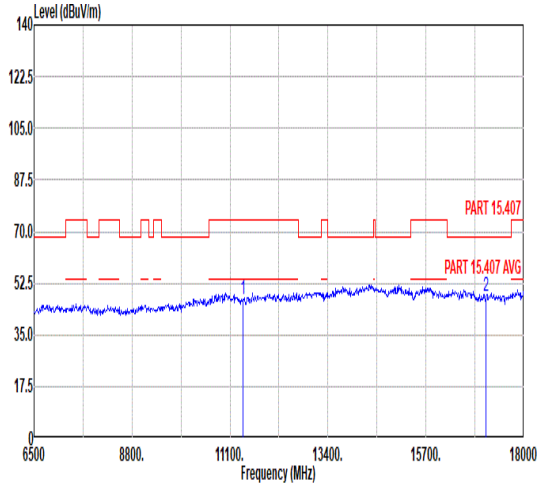 Freq Level Limit Line Margin Read Level Ant Factor Cable Loss Preamp Factor APos TPos Remark MHz dBuV/m dBuV/m dB dBuV dB/m dB dB cm deg 1 11400.00 46.93 74.00 -27.07 55.99 37.39 11.41 57.86 -- -- Peak 2 17100.00 47.99 68.30 -20.31 52.01 41.00 13.14 58.16 -- -- Peak

Mode	19	
	Band Edge	
	U-NII-1_5.15-5.25_802.11ax HE20_CH36_Partial RU26/0_5180MHz	
ANT	5	
Pol.	Horizontal	Fundamental
Peak	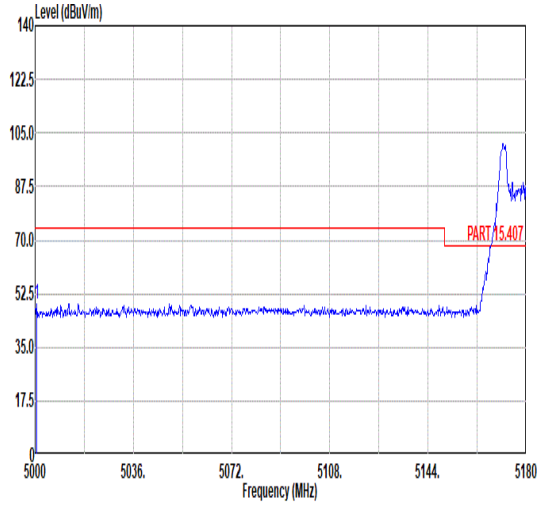 Freq Level Limit Line Margin Read Level Ant Factor Cable Loss Preamp Factor APos TPos Remark MHz dBuV/m dBuV/m dB dBuV dB/m dB dB cm deg 1 5000.72 49.35 74.00 -24.65 40.43 33.90 7.82 32.80 116 71 PEAK	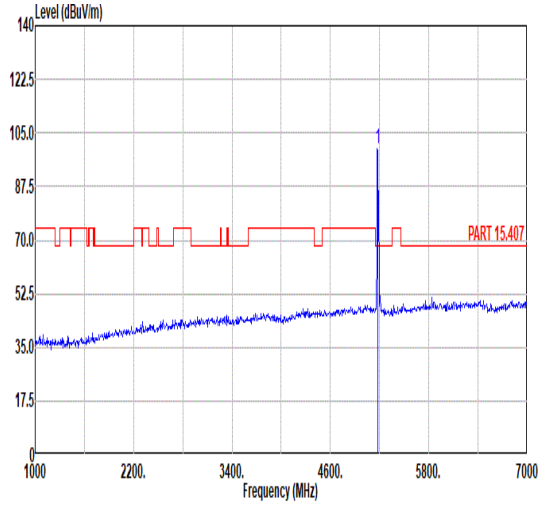 Freq Level Limit Line Margin Read Level Ant Factor Cable Loss Preamp Factor APos TPos Remark MHz dBuV/m dBuV/m dB dBuV dB/m dB dB cm deg 1 5180.00 100.01 ------ ------ 90.81 34.00 7.93 32.73 116 71 PEAK
Avg	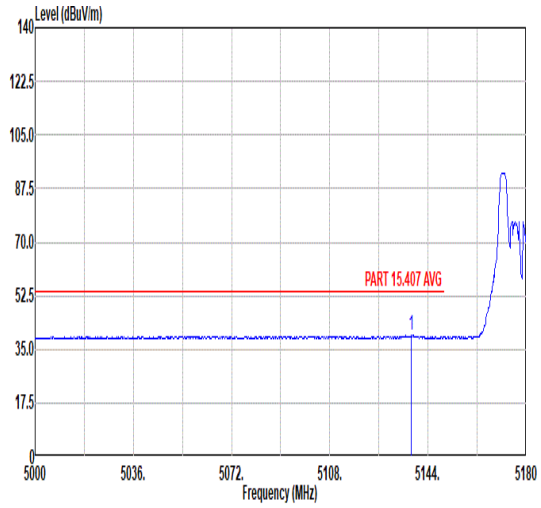 Freq Level Limit Line Margin Read Level Ant Factor Cable Loss Preamp Factor APos TPos Remark MHz dBuV/m dBuV/m dB dBuV dB/m dB dB cm deg 1 5137.88 39.42 54.00 -14.58 30.27 33.98 7.91 32.74 116 71 AVERAGE	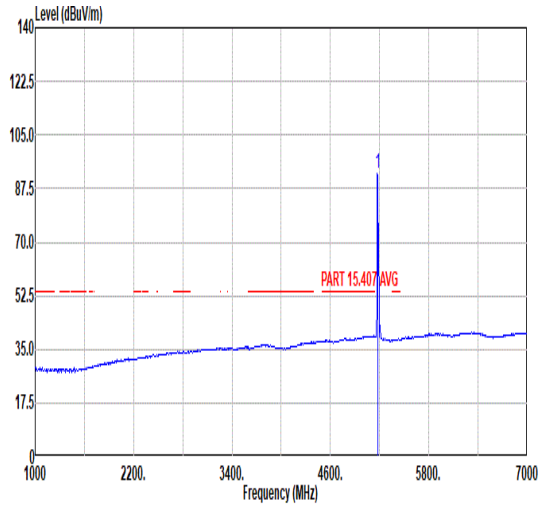 Freq Level Limit Line Margin Read Level Ant Factor Cable Loss Preamp Factor APos TPos Remark MHz dBuV/m dBuV/m dB dBuV dB/m dB dB cm deg 1 5180.00 92.57 ------ ------ 83.37 34.00 7.93 32.73 116 71 AVERAGE

Mode	19	
	Band Edge	
	U-NII-1_5.15-5.25_802.11ax HE20_CH36_Partial RU26/0_5180MHz	
ANT	5	
Pol.	Vertical	Fundamental
Peak	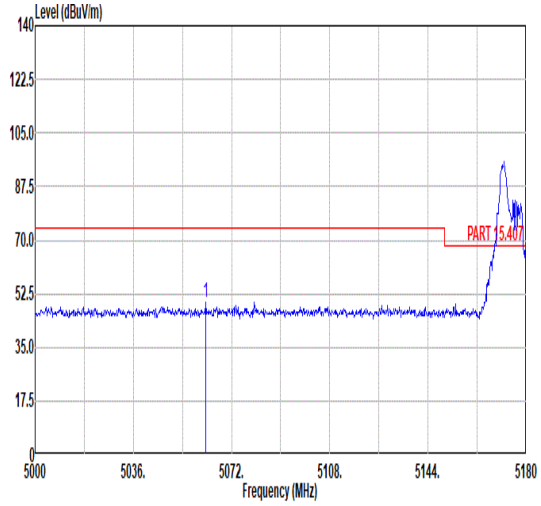 Freq Level Limit Line Margin Read Level Ant Factor Cable Loss Preamp Factor APos TPos Remark MHz dBuV/m dBuV/m dB dBuV dB/m dB dB cm deg 1 5062.64 49.70 74.00 -24.30 40.67 33.94 7.86 32.77 100 270 PEAK	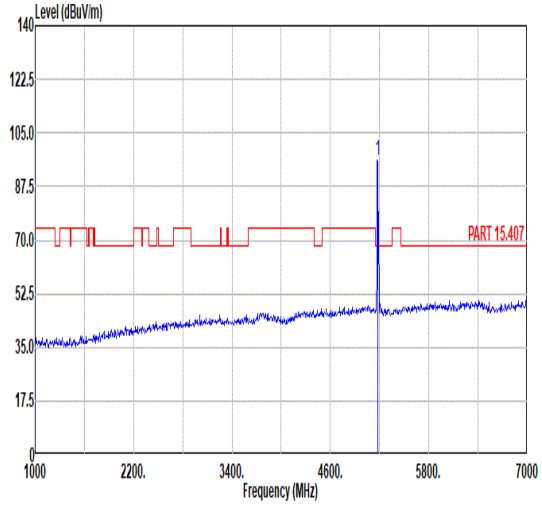 Freq Level Limit Line Margin Read Level Ant Factor Cable Loss Preamp Factor APos TPos Remark MHz dBuV/m dBuV/m dB dBuV dB/m dB dB cm deg 1 5180.00 96.06 ------ ------ 86.86 34.00 7.93 32.73 100 270 PEAK
Avg	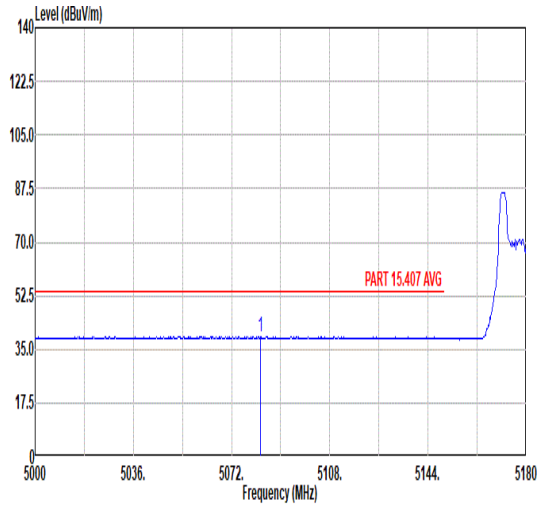 Freq Level Limit Line Margin Read Level Ant Factor Cable Loss Preamp Factor APos TPos Remark MHz dBuV/m dBuV/m dB dBuV dB/m dB dB cm deg 1 5082.62 39.24 54.00 -14.76 30.19 33.95 7.87 32.77 100 270 AVERAGE	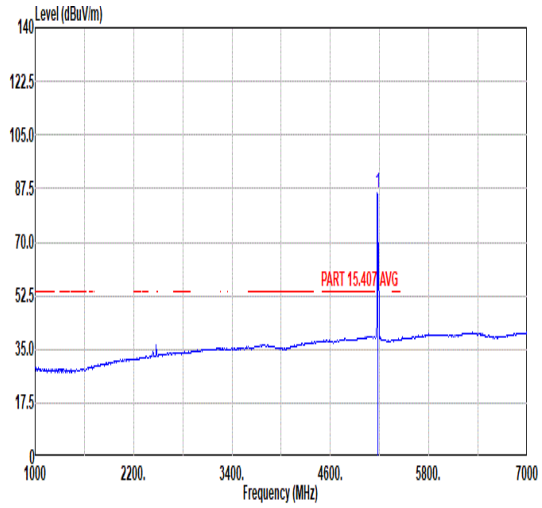 Freq Level Limit Line Margin Read Level Ant Factor Cable Loss Preamp Factor APos TPos Remark MHz dBuV/m dBuV/m dB dBuV dB/m dB dB cm deg 1 5180.00 86.24 ------ ------ 77.04 34.00 7.93 32.73 100 270 AVERAGE

Mode	20	
	Band Edge	
	U-NII-2A_5.15-5.25_802.11ax HE20_CH64_Partial RU26/8_5320MHz	
ANT	5	
Pol.	Horizontal	Fundamental
Peak	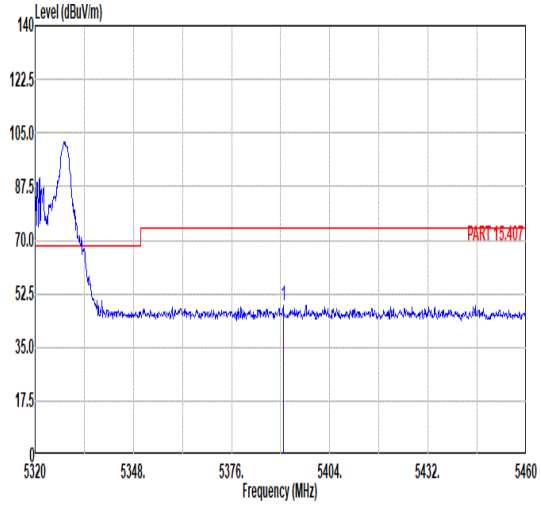 Freq Level Limit Line Margin Read Level Ant Factor Cable Loss Preamp Factor APos TPos Remark MHz dBuV/m dBuV/m dB dBuV dB/m dB dB cm deg 1 5390.70 48.73 74.00 -25.27 38.80 34.13 8.44 32.64 114 76 PEAK	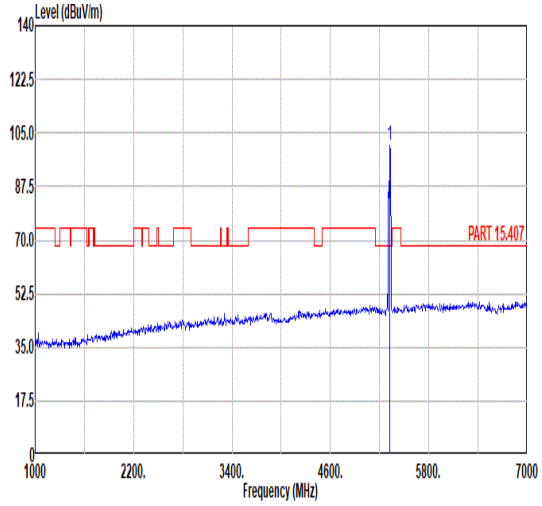 Freq Level Limit Line Margin Read Level Ant Factor Cable Loss Preamp Factor APos TPos Remark MHz dBuV/m dBuV/m dB dBuV dB/m dB dB cm deg 1 5320.00 101.02 ------ ------ 91.34 34.09 8.26 32.67 114 76 PEAK
Avg	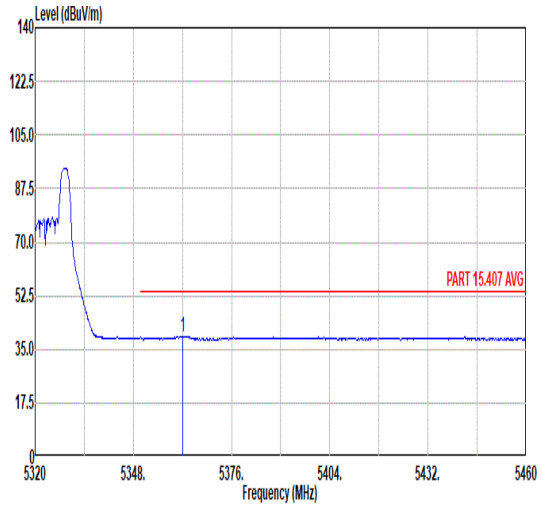 Freq Level Limit Line Margin Read Level Ant Factor Cable Loss Preamp Factor APos TPos Remark MHz dBuV/m dBuV/m dB dBuV dB/m dB dB cm deg 1 5362.14 39.26 54.00 -14.74 29.43 34.12 8.36 32.65 114 76 AVERAGE	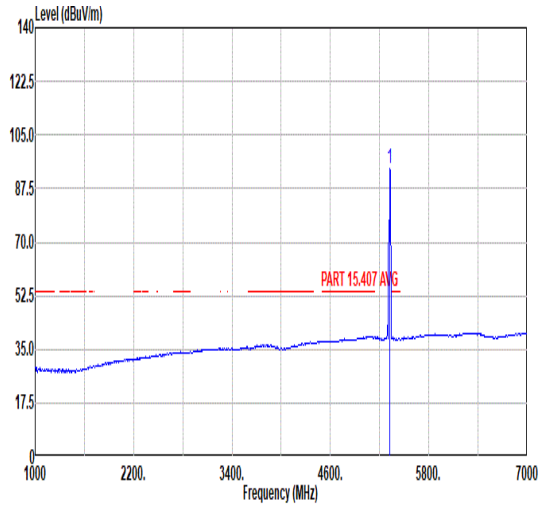 Freq Level Limit Line Margin Read Level Ant Factor Cable Loss Preamp Factor APos TPos Remark MHz dBuV/m dBuV/m dB dBuV dB/m dB dB cm deg 1 5320.00 93.80 ------ ------ 84.12 34.09 8.26 32.67 114 76 AVERAGE

Mode	20	
	Band Edge	
	U-NII-2A_5.15-5.25_802.11ax HE20_CH64_Partial RU26/8_5320MHz	
ANT	5	
Pol.	Vertical	Fundamental
Peak	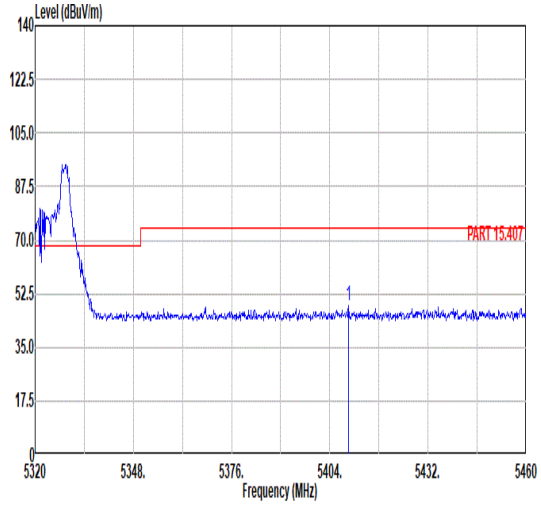 Freq Level Limit Line Margin Read Level Ant Factor Cable Loss Preamp Factor APos TPos Remark MHz dBuV/m dBuV/m dB dBuV dB/m dB dB cm deg 1 5409.32 48.68 74.00 -25.32 38.69 34.14 8.48 32.63 127 288 PEAK	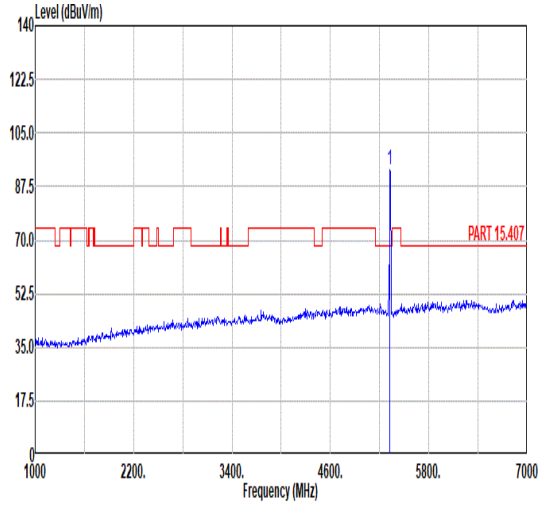 Freq Level Limit Line Margin Read Level Ant Factor Cable Loss Preamp Factor APos TPos Remark MHz dBuV/m dBuV/m dB dBuV dB/m dB dB cm deg 1 5320.00 93.13 ------ ------ 83.45 34.09 8.26 32.67 127 288 PEAK
Avg	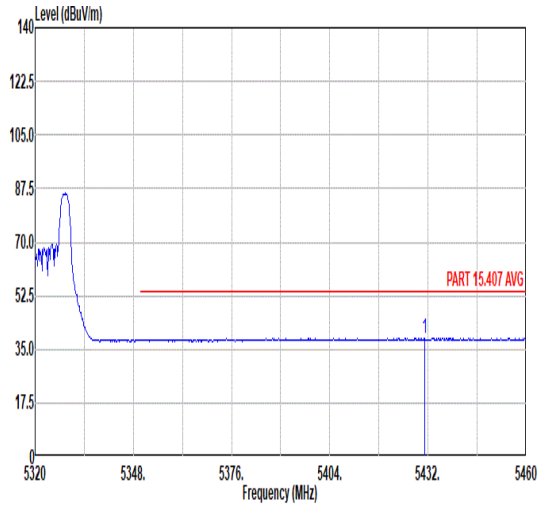 Freq Level Limit Line Margin Read Level Ant Factor Cable Loss Preamp Factor APos TPos Remark MHz dBuV/m dBuV/m dB dBuV dB/m dB dB cm deg 1 5431.16 38.55 54.00 -15.45 28.56 34.16 8.45 32.62 127 288 AVERAGE	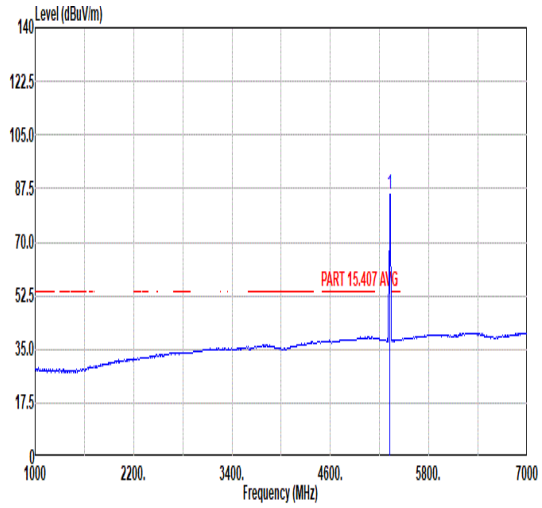 Freq Level Limit Line Margin Read Level Ant Factor Cable Loss Preamp Factor APos TPos Remark MHz dBuV/m dBuV/m dB dBuV dB/m dB dB cm deg 1 5320.00 85.76 ------ ------ 76.08 34.09 8.26 32.67 127 288 AVERAGE

Mode	21	
	Band Edge	
	U-NII-2C_5.15-5.25_802.11ax HE20_CH100_Partial RU26/0_5500MHz	
ANT	5	
Pol.	Horizontal	Fundamental
Peak	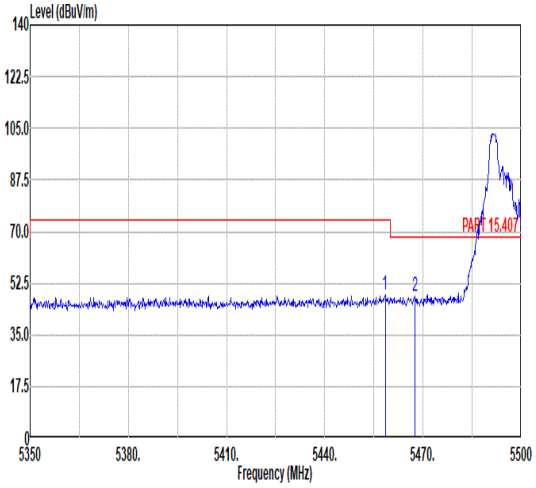 Freq Level Limit Line Margin Read Level Ant Factor Cable Loss Preamp Factor APos TPos Remark MHz dBuV/m dBuV/m dB dBuV dB/m dB dB cm deg 1 5458.45 48.36 74.00 -25.64 38.39 34.17 8.41 32.61 105 61 PEAK 2 5467.60 48.28 68.30 -20.02 38.31 34.18 8.40 32.61 105 61 PEAK	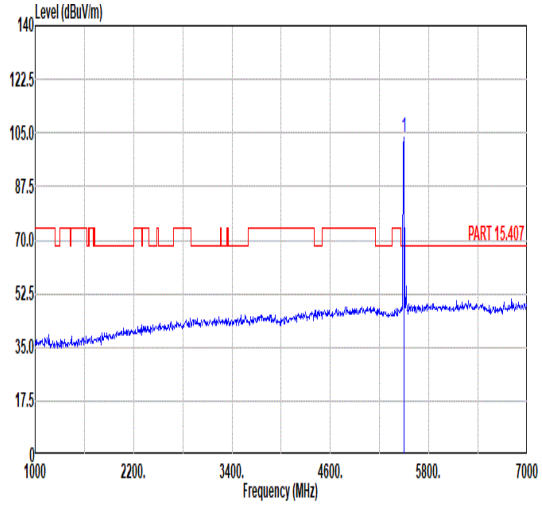 Freq Level Limit Line Margin Read Level Ant Factor Cable Loss Preamp Factor APos TPos Remark MHz dBuV/m dBuV/m dB dBuV dB/m dB dB cm deg 1 5500.00 103.51 ------ ------ 93.56 34.19 8.36 32.60 105 61 PEAK
Avg	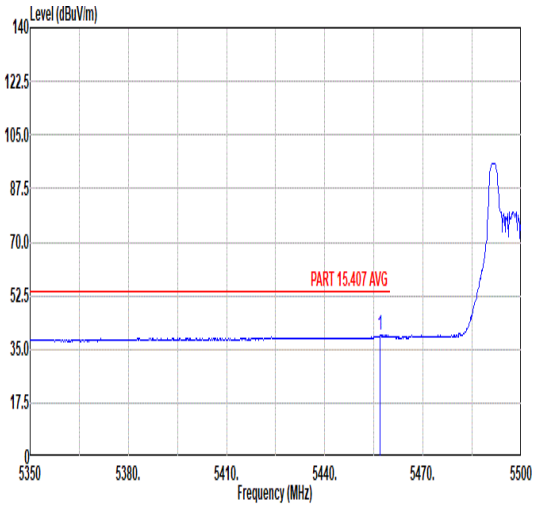 Freq Level Limit Line Margin Read Level Ant Factor Cable Loss Preamp Factor APos TPos Remark MHz dBuV/m dBuV/m dB dBuV dB/m dB dB cm deg 1 5456.95 39.49 54.00 -14.51 29.52 34.17 8.41 32.61 105 61 AVERAGE	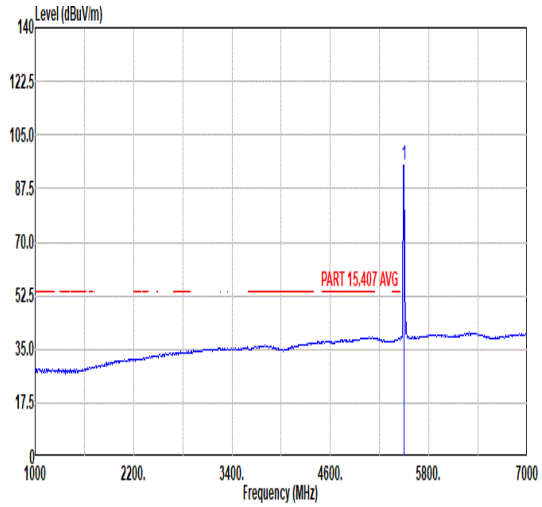 Freq Level Limit Line Margin Read Level Ant Factor Cable Loss Preamp Factor APos TPos Remark MHz dBuV/m dBuV/m dB dBuV dB/m dB dB cm deg 1 5500.00 95.25 ------ ------ 85.30 34.19 8.36 32.60 105 61 AVERAGE

Mode	21	
	Band Edge	
	U-NII-2C_5.15-5.25_802.11ax HE20_CH100_Partial RU26/0_5500MHz	
ANT	5	
Pol.	Vertical	Fundamental
Peak	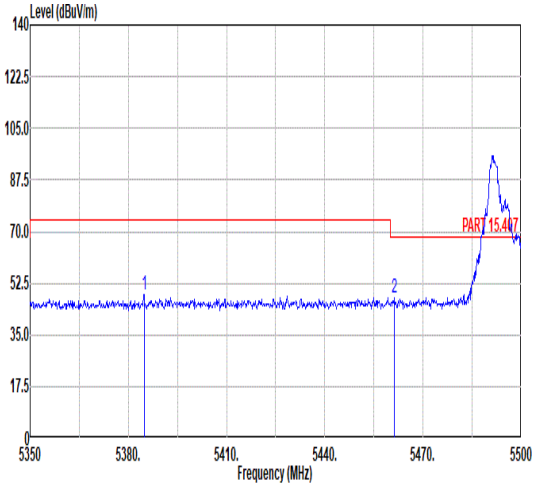 Freq Level Limit Line Margin Read Level Ant Factor Cable Loss Preamp Factor APos TPos Remark MHz dBuV/m dBuV/m dB dBuV dB/m dB dB cm deg 1 5384.80 48.61 74.00 -25.39 38.70 34.13 8.42 32.64 112 273 PEAK 2 5461.30 47.79 68.30 -20.51 37.82 34.17 8.41 32.61 112 273 PEAK	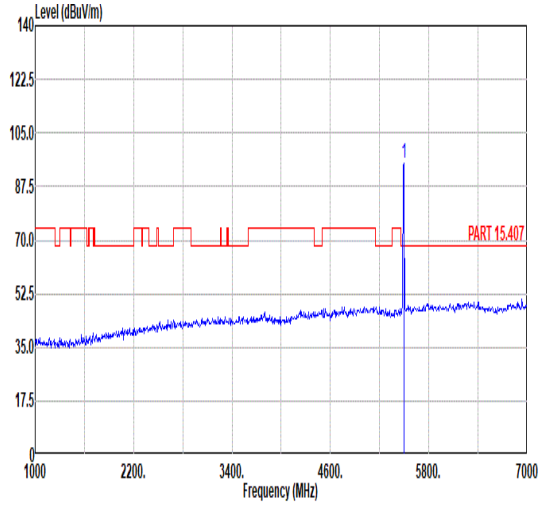 Freq Level Limit Line Margin Read Level Ant Factor Cable Loss Preamp Factor APos TPos Remark MHz dBuV/m dBuV/m dB dBuV dB/m dB dB cm deg 1 5500.00 95.12 ------ ------ 85.17 34.19 8.36 32.60 112 273 PEAK
Avg	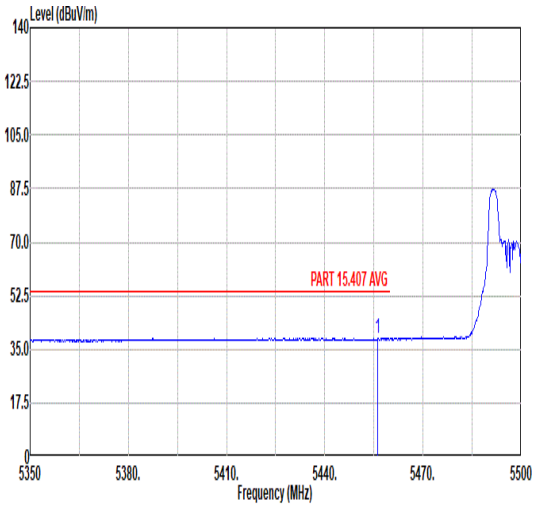 Freq Level Limit Line Margin Read Level Ant Factor Cable Loss Preamp Factor APos TPos Remark MHz dBuV/m dBuV/m dB dBuV dB/m dB dB cm deg 1 5456.05 38.54 54.00 -15.46 28.57 34.17 8.41 32.61 112 273 AVERAGE	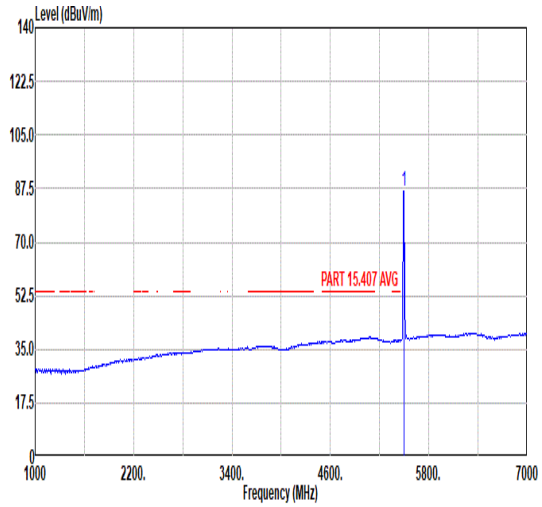 Freq Level Limit Line Margin Read Level Ant Factor Cable Loss Preamp Factor APos TPos Remark MHz dBuV/m dBuV/m dB dBuV dB/m dB dB cm deg 1 5500.00 86.87 ------ ------ 76.92 34.19 8.36 32.60 112 273 AVERAGE

Mode	22	
	Band Edge	
	U-NII-2C_5.25-5.35_802.11ax HE20_CH140_Partial RU26/8_5700MHz	
ANT	5	
Pol.	Horizontal	Fundamental
Peak	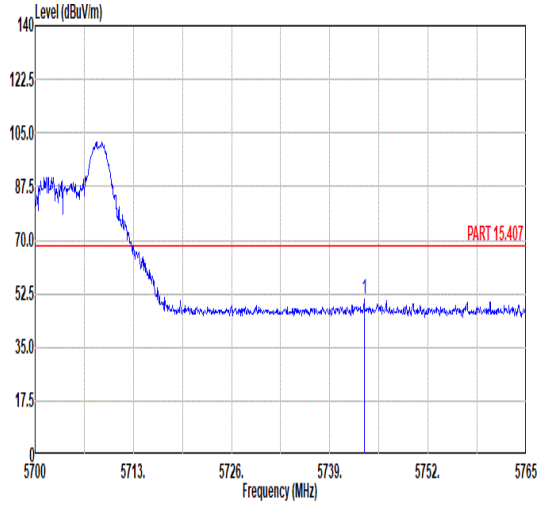 Freq Level Limit Line Margin Read Level Ant Factor Cable Loss Preamp Factor APos TPos Remark MHz dBuV/m dBuV/m dB dBuV dB/m dB dB cm deg 1 5743.55 50.53 68.30 -17.77 39.94 34.64 8.74 32.79 116 61 PEAK	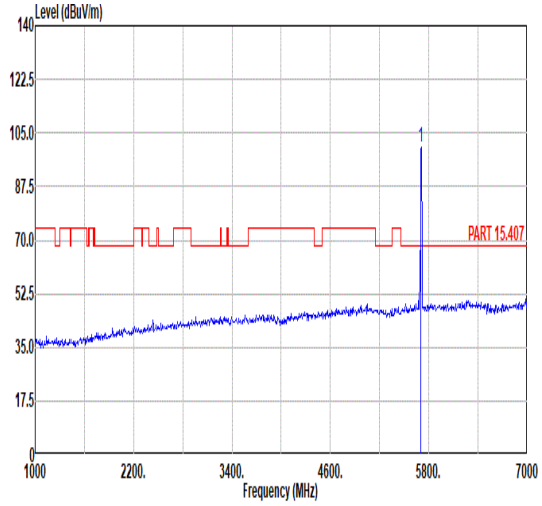 Freq Level Limit Line Margin Read Level Ant Factor Cable Loss Preamp Factor APos TPos Remark MHz dBuV/m dBuV/m dB dBuV dB/m dB dB cm deg 1 5700.00 100.63 ------ ------ 90.21 34.57 8.62 32.77 116 61 PEAK
Avg	Blank	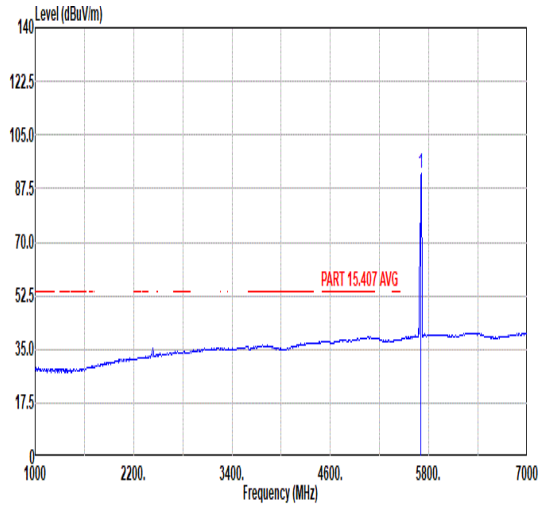 Freq Level Limit Line Margin Read Level Ant Factor Cable Loss Preamp Factor APos TPos Remark MHz dBuV/m dBuV/m dB dBuV dB/m dB dB cm deg 1 5700.00 92.58 ------ ------ 82.16 34.57 8.62 32.77 116 61 AVERAGE

Mode	22	
	Band Edge	
	U-NII-2C_5.25-5.35_802.11ax HE20_CH140_Partial RU26/8_5700MHz	
ANT	5	
Pol.	Vertical	Fundamental
Peak	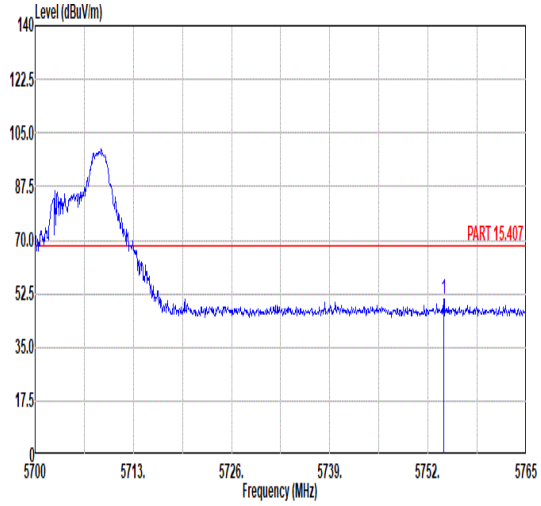 Freq Level Limit Line Margin Read Level Ant Factor Cable Loss Preamp Factor APos TPos Remark MHz dBuV/m dBuV/m dB dBuV dB/m dB dB cm deg 1 5754.08 50.86 68.30 -17.44 40.23 34.65 8.78 32.80 100 288 PEAK	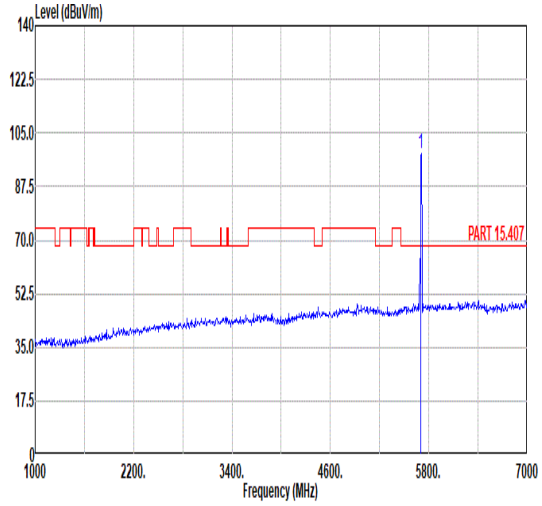 Freq Level Limit Line Margin Read Level Ant Factor Cable Loss Preamp Factor APos TPos Remark MHz dBuV/m dBuV/m dB dBuV dB/m dB dB cm deg 1 5700.00 98.41 ------ ------ 87.99 34.57 8.62 32.77 100 288 PEAK
Avg	Blank	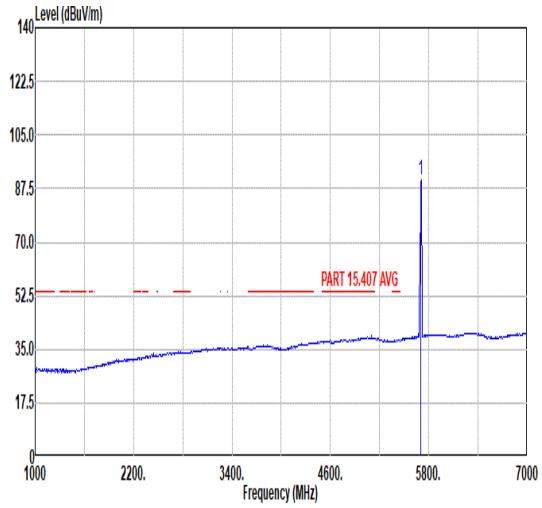 Freq Level Limit Line Margin Read Level Ant Factor Cable Loss Preamp Factor APos TPos Remark MHz dBuV/m dBuV/m dB dBuV dB/m dB dB cm deg 1 5700.00 90.19 ------ ------ 79.77 34.57 8.62 32.77 100 288 AVERAGE

Mode	23	
	Band Edge	
	U-NII-1_5.25-5.35_802.11ax HE20_CH36_Partial RU52/37_5180MHz	
ANT	5	
Pol.	Horizontal	Fundamental
Peak	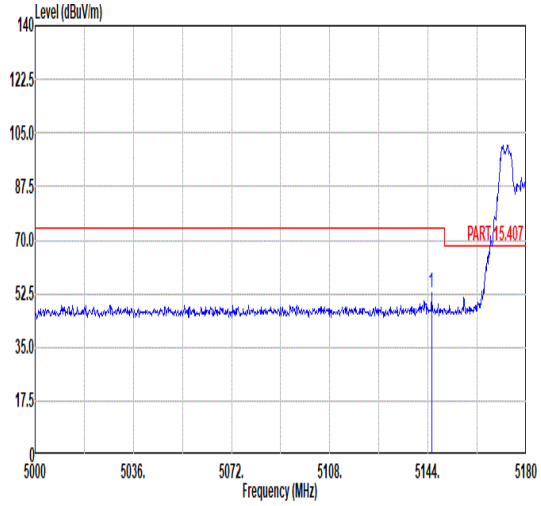 Freq Level Limit Line Margin Read Level Ant Factor Cable Loss Preamp Factor APos TPos Remark MHz dBuV/m dBuV/m dB dBuV dB/m dB dB cm deg 1 5145.26 53.04 74.00 -20.96 43.87 33.99 7.92 32.74 112 61 PEAK	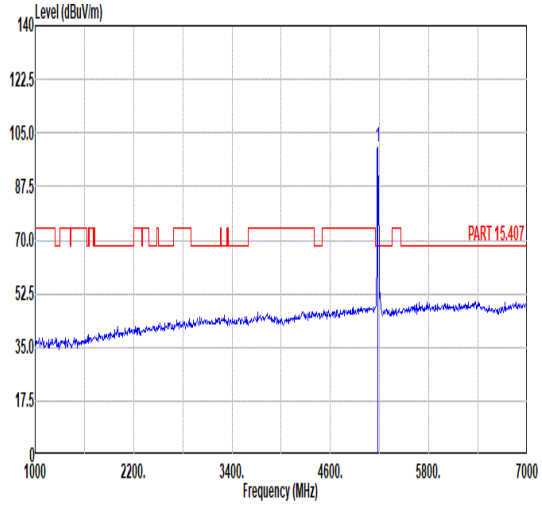 Freq Level Limit Line Margin Read Level Ant Factor Cable Loss Preamp Factor APos TPos Remark MHz dBuV/m dBuV/m dB dBuV dB/m dB dB cm deg 1 5180.00 100.13 ------ ------ 90.91 34.01 7.94 32.73 112 61 PEAK
Avg	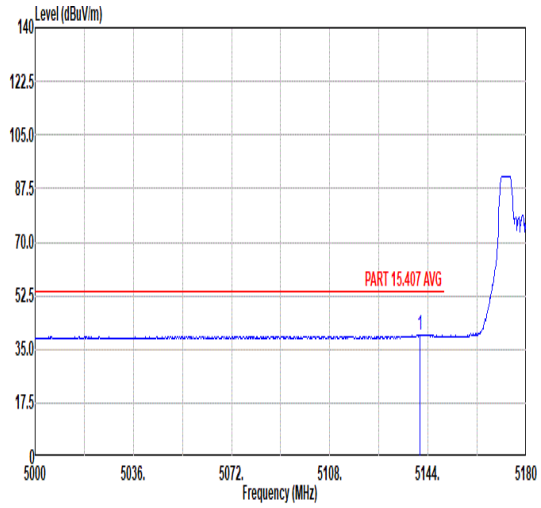 Freq Level Limit Line Margin Read Level Ant Factor Cable Loss Preamp Factor APos TPos Remark MHz dBuV/m dBuV/m dB dBuV dB/m dB dB cm deg 1 5141.12 39.73 54.00 -14.27 30.57 33.99 7.91 32.74 112 61 AVERAGE	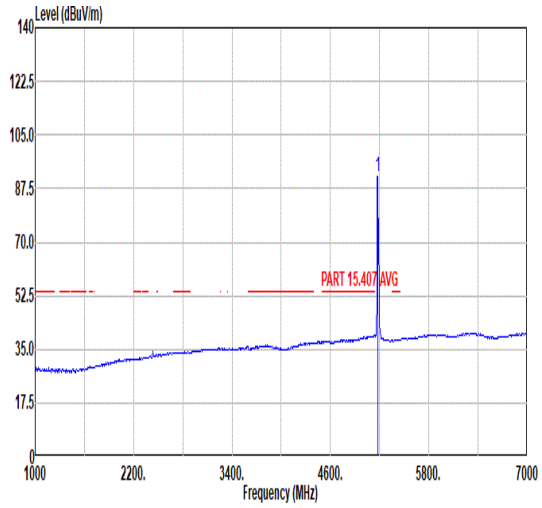 Freq Level Limit Line Margin Read Level Ant Factor Cable Loss Preamp Factor APos TPos Remark MHz dBuV/m dBuV/m dB dBuV dB/m dB dB cm deg 1 5180.00 91.62 ------ ------ 82.40 34.01 7.94 32.73 112 61 AVERAGE

Mode	23	
	Band Edge	
	U-NII-1_5.25-5.35_802.11ax HE20_CH36_Partial RU52/37_5180MHz	
ANT	5	
Pol.	Vertical	Fundamental
Peak	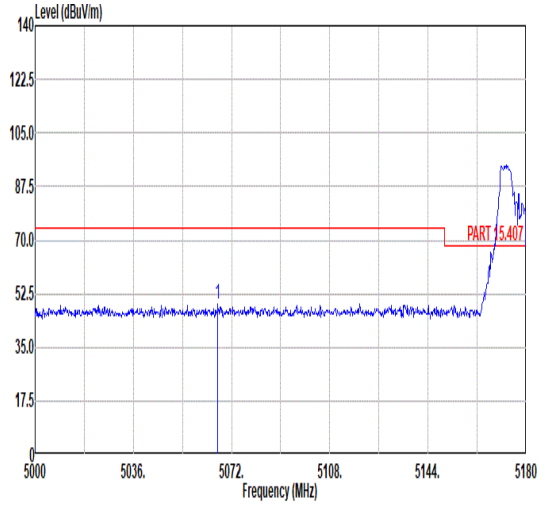 Freq Level Limit Line Margin Read Level Ant Factor Cable Loss Preamp Factor APos TPos Remark MHz dBuV/m dBuV/m dB dBuV dB/m dB dB cm deg 1 5066.96 49.25 74.00 -24.75 40.22 33.94 7.86 32.77 100 260 PEAK	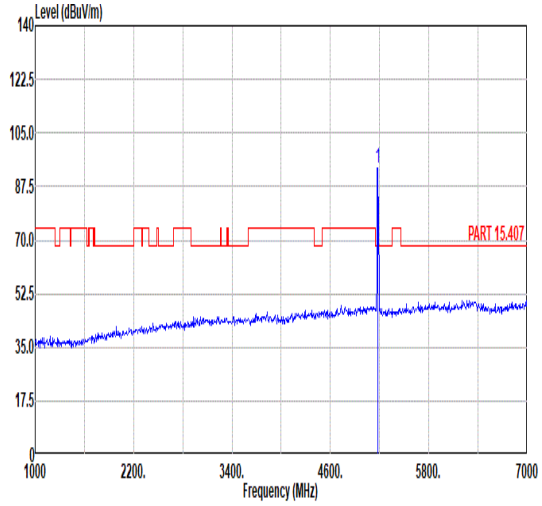 Freq Level Limit Line Margin Read Level Ant Factor Cable Loss Preamp Factor APos TPos Remark MHz dBuV/m dBuV/m dB dBuV dB/m dB dB cm deg 1 5180.00 93.57 ------ ------ 84.37 34.00 7.93 32.73 100 260 PEAK
Avg	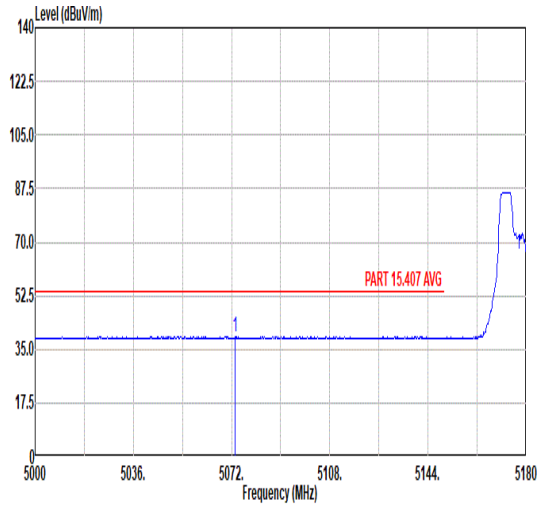 Freq Level Limit Line Margin Read Level Ant Factor Cable Loss Preamp Factor APos TPos Remark MHz dBuV/m dBuV/m dB dBuV dB/m dB dB cm deg 1 5073.26 39.20 54.00 -14.80 30.15 33.95 7.87 32.77 100 260 AVERAGE	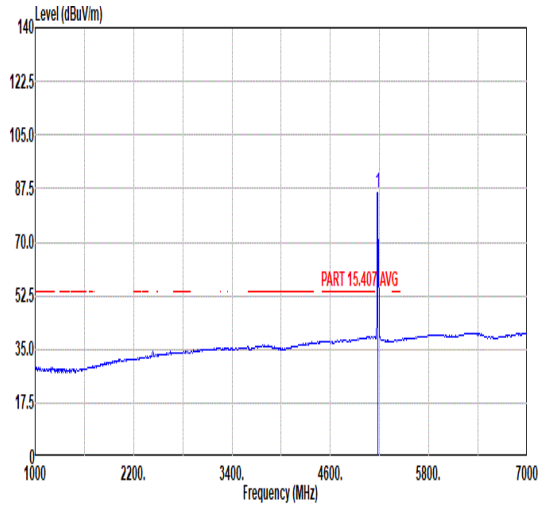 Freq Level Limit Line Margin Read Level Ant Factor Cable Loss Preamp Factor APos TPos Remark MHz dBuV/m dBuV/m dB dBuV dB/m dB dB cm deg 1 5180.00 86.15 ------ ------ 76.93 34.01 7.94 32.73 100 260 AVERAGE

Mode	24	
	Band Edge	
	U-NII-2A_5.25-5.35_802.11ax HE20_CH64_Partial RU52/40_5320MHz	
ANT	5	
Pol.	Horizontal	Fundamental
Peak	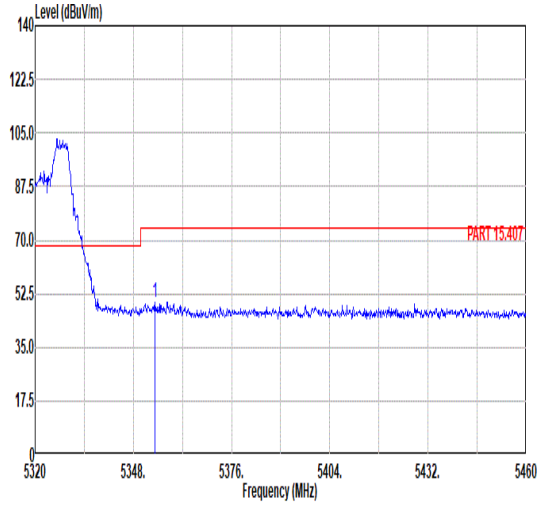 Freq Level Limit Line Margin Read Level Ant Factor Cable Loss Preamp Factor APos TPos Remark MHz dBuV/m dBuV/m dB dBuV dB/m dB dB cm deg 1 5354.16 49.73 74.00 -24.27 39.94 34.11 8.34 32.66 112 66 PEAK	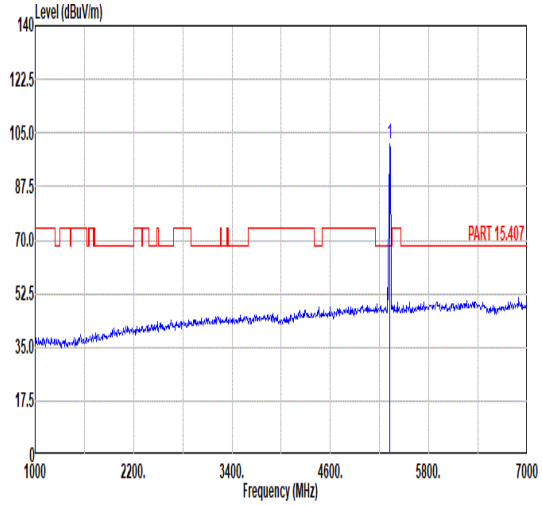 Freq Level Limit Line Margin Read Level Ant Factor Cable Loss Preamp Factor APos TPos Remark MHz dBuV/m dBuV/m dB dBuV dB/m dB dB cm deg 1 5320.00 101.18 ------ ------ 91.50 34.09 8.26 32.67 112 66 PEAK
Avg	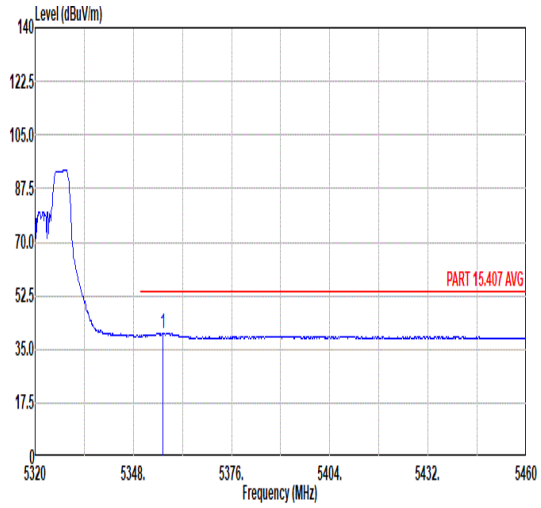 Freq Level Limit Line Margin Read Level Ant Factor Cable Loss Preamp Factor APos TPos Remark MHz dBuV/m dBuV/m dB dBuV dB/m dB dB cm deg 1 5356.40 40.24 54.00 -13.76 30.43 34.11 8.35 32.65 112 66 AVERAGE	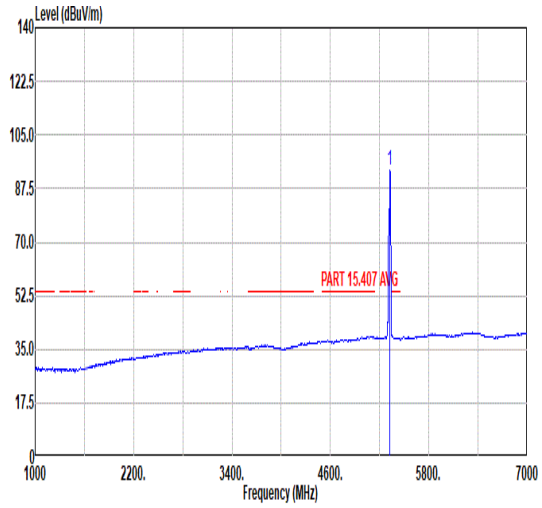 Freq Level Limit Line Margin Read Level Ant Factor Cable Loss Preamp Factor APos TPos Remark MHz dBuV/m dBuV/m dB dBuV dB/m dB dB cm deg 1 5320.00 93.30 ------ ------ 83.62 34.09 8.26 32.67 112 66 AVERAGE

Mode	24	
	Band Edge	
	U-NII-2A_5.25-5.35_802.11ax HE20_CH64_Partial RU52/40_5320MHz	
ANT	5	
Pol.	Vertical	Fundamental
Peak	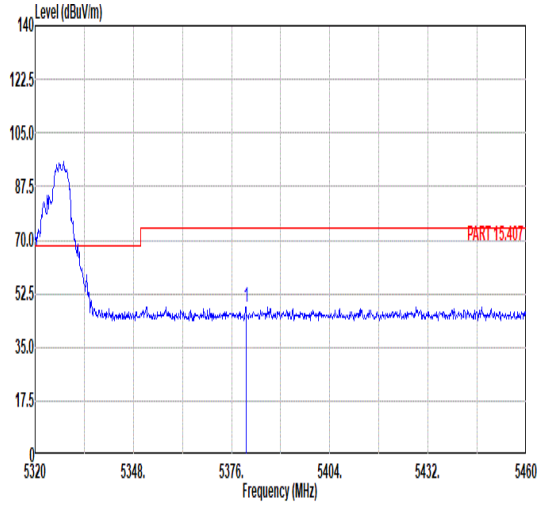 Freq Level Limit Line Margin Read Level Ant Factor Cable Loss Preamp Factor APos TPos Remark MHz dBuV/m dBuV/m dB dBuV dB/m dB dB cm deg 1 5380.06 48.10 74.00 -25.90 38.21 34.13 8.41 32.65 110 288 PEAK	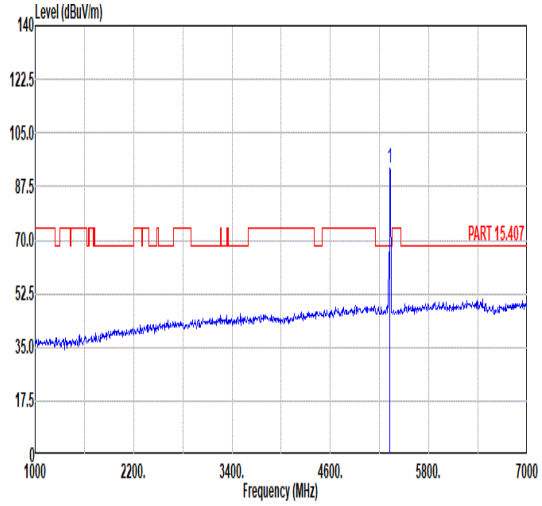 Freq Level Limit Line Margin Read Level Ant Factor Cable Loss Preamp Factor APos TPos Remark MHz dBuV/m dBuV/m dB dBuV dB/m dB dB cm deg 1 5320.00 93.55 ------ ------ 83.87 34.09 8.26 32.67 110 288 PEAK
Avg	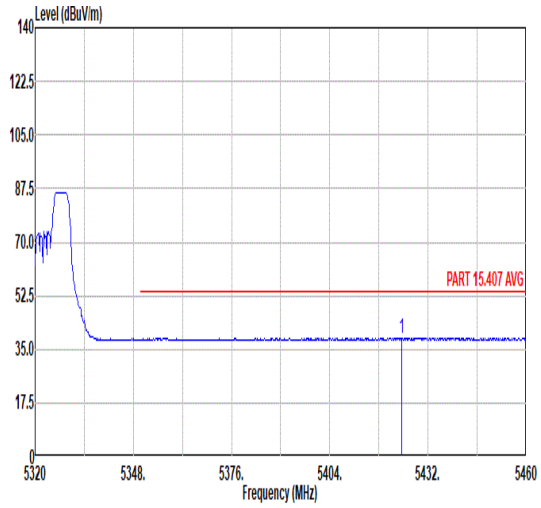 Freq Level Limit Line Margin Read Level Ant Factor Cable Loss Preamp Factor APos TPos Remark MHz dBuV/m dBuV/m dB dBuV dB/m dB dB cm deg 1 5424.44 38.65 54.00 -15.35 28.67 34.15 8.46 32.63 110 288 AVERAGE	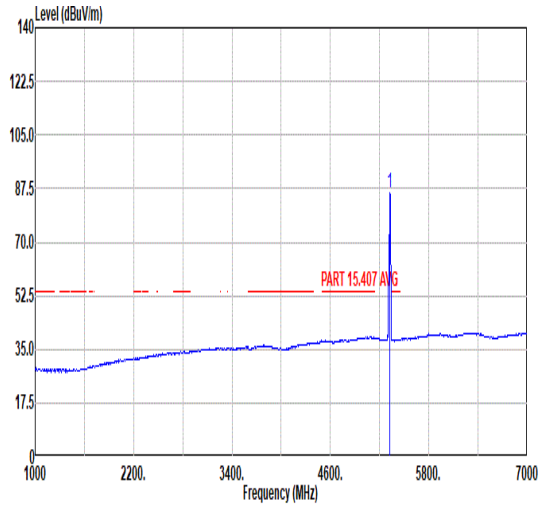 Freq Level Limit Line Margin Read Level Ant Factor Cable Loss Preamp Factor APos TPos Remark MHz dBuV/m dBuV/m dB dBuV dB/m dB dB cm deg 1 5320.00 85.89 ------ ------ 76.21 34.09 8.26 32.67 110 288 AVERAGE

Mode	25	
	Band Edge	
	U-NII-2C_5.47-5.725_802.11ax HE20_CH100_Partial RU52/37_5500MHz	
ANT	5	
Pol.	Horizontal	Fundamental
Peak	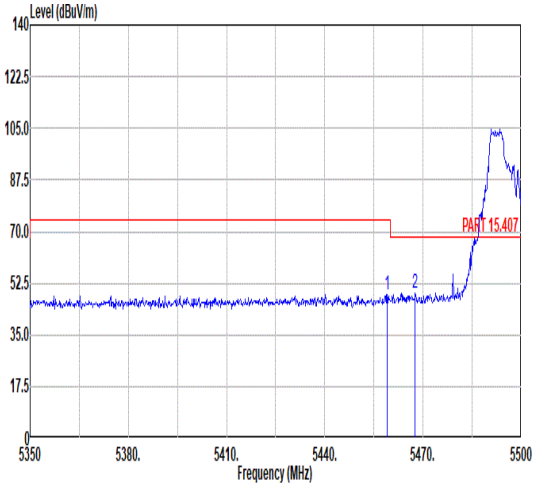 Freq Level Limit Line Margin Read Level Ant Factor Cable Loss Preamp Factor APos TPos Remark MHz dBuV/m dBuV/m dB dBuV dB/m dB dB cm deg 1 5459.05 48.66 74.00 -25.34 38.69 34.17 8.41 32.61 109 64 PEAK 2 5467.60 49.31 68.30 -18.99 39.34 34.18 8.40 32.61 109 64 PEAK	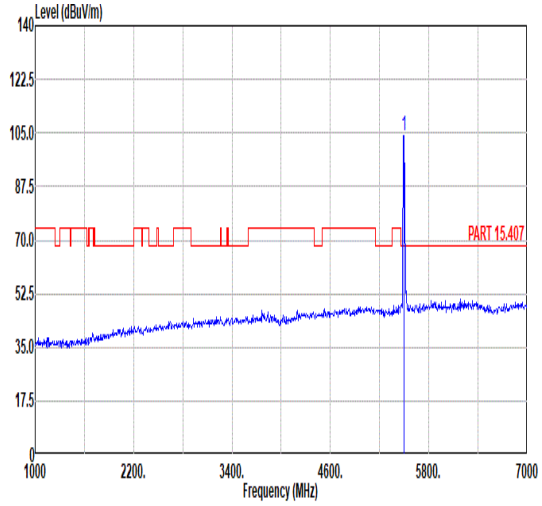 Freq Level Limit Line Margin Read Level Ant Factor Cable Loss Preamp Factor APos TPos Remark MHz dBuV/m dBuV/m dB dBuV dB/m dB dB cm deg 1 5500.00 104.13 ------ ------ 94.18 34.19 8.36 32.60 109 64 PEAK
Avg	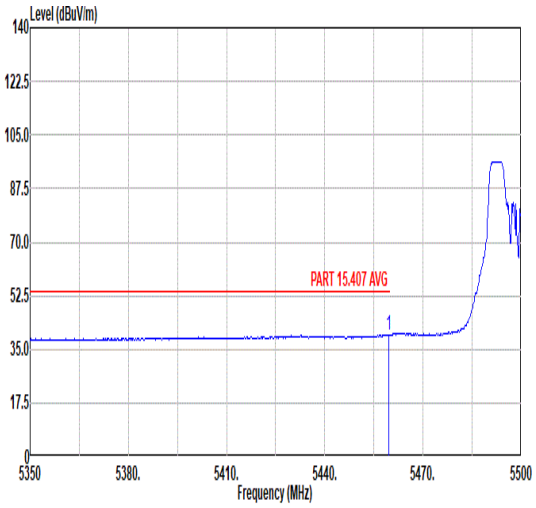 Freq Level Limit Line Margin Read Level Ant Factor Cable Loss Preamp Factor APos TPos Remark MHz dBuV/m dBuV/m dB dBuV dB/m dB dB cm deg 1 5459.65 39.86 54.00 -14.14 29.89 34.17 8.41 32.61 109 64 AVERAGE	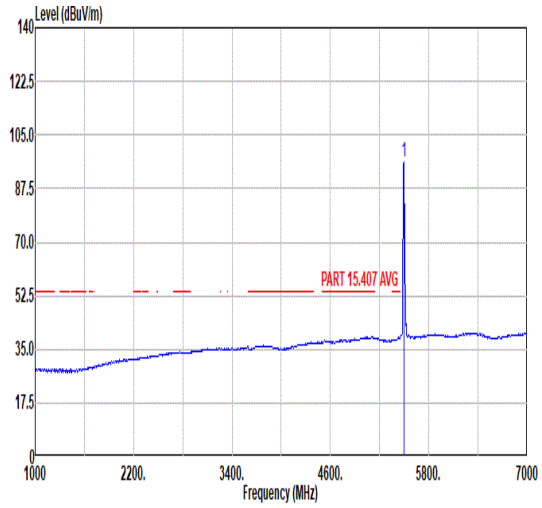 Freq Level Limit Line Margin Read Level Ant Factor Cable Loss Preamp Factor APos TPos Remark MHz dBuV/m dBuV/m dB dBuV dB/m dB dB cm deg 1 5500.00 95.89 ------ ------ 85.94 34.19 8.36 32.60 109 64 AVERAGE

Mode	25	
	Band Edge	
	U-NII-2C_5.47-5.725_802.11ax HE20_CH100_Partial RU52/37_5500MHz	
ANT	5	
Pol.	Vertical	Fundamental
Peak	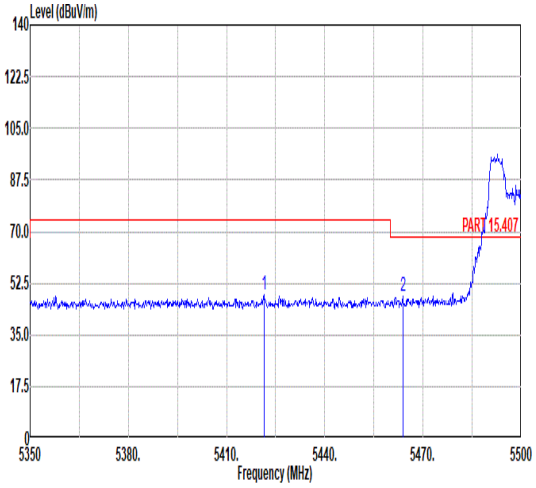 Freq Level Limit Line Margin Read Level Ant Factor Cable Loss Preamp Factor APos TPos Remark MHz dBuV/m dBuV/m dB dBuV dB/m dB dB cm deg 1 5421.40 48.45 74.00 -25.55 38.47 34.15 8.46 32.63 110 287 PEAK 2 5463.85 48.09 68.30 -20.21 38.12 34.18 8.40 32.61 110 287 PEAK	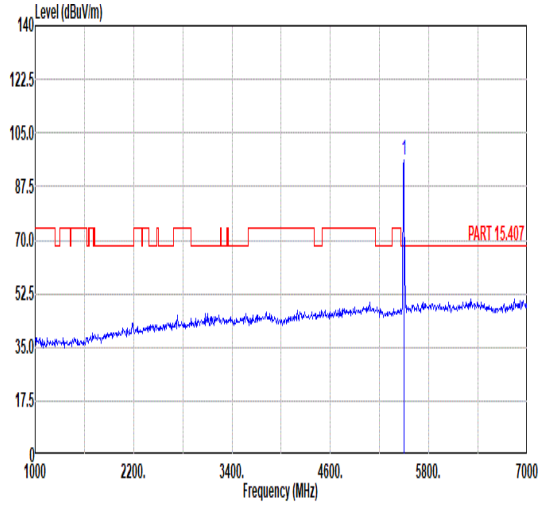 Freq Level Limit Line Margin Read Level Ant Factor Cable Loss Preamp Factor APos TPos Remark MHz dBuV/m dBuV/m dB dBuV dB/m dB dB cm deg 1 5500.00 96.23 ------ ------ 86.28 34.19 8.36 32.60 110 287 PEAK
Avg	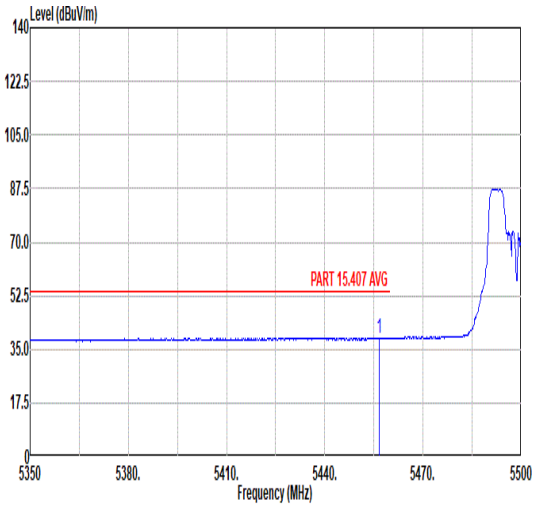 Freq Level Limit Line Margin Read Level Ant Factor Cable Loss Preamp Factor APos TPos Remark MHz dBuV/m dBuV/m dB dBuV dB/m dB dB cm deg 1 5456.65 38.75 54.00 -15.25 28.78 34.17 8.41 32.61 110 287 AVERAGE	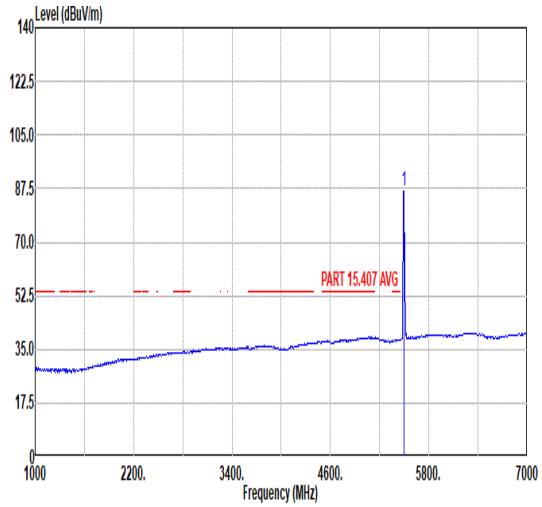 Freq Level Limit Line Margin Read Level Ant Factor Cable Loss Preamp Factor APos TPos Remark MHz dBuV/m dBuV/m dB dBuV dB/m dB dB cm deg 1 5500.00 86.82 ------ ------ 76.87 34.19 8.36 32.60 110 287 AVERAGE

Mode	26	
	Band Edge	
	U-NII-2C_5.47-5.725_802.11ax HE20_CH140_Partial RU52/40_5700MHz	
ANT	5	
Pol.	Horizontal	Fundamental
Peak	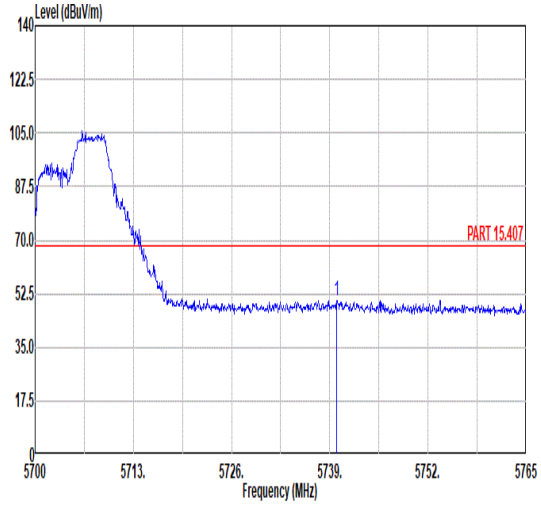 Freq Level Limit Line Margin Read Level Ant Factor Cable Loss Preamp Factor APos TPos Remark MHz dBuV/m dBuV/m dB dBuV dB/m dB dB cm deg 1 5739.91 50.38 68.30 -17.92 39.81 34.63 8.73 32.79 116 14 PEAK	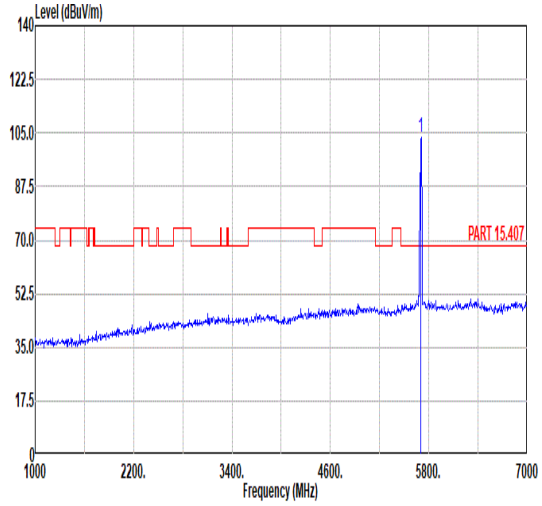 Freq Level Limit Line Margin Read Level Ant Factor Cable Loss Preamp Factor APos TPos Remark MHz dBuV/m dBuV/m dB dBuV dB/m dB dB cm deg 1 5700.00 103.71 ------ ------ 93.29 34.57 8.62 32.77 116 14 PEAK
Avg	Blank	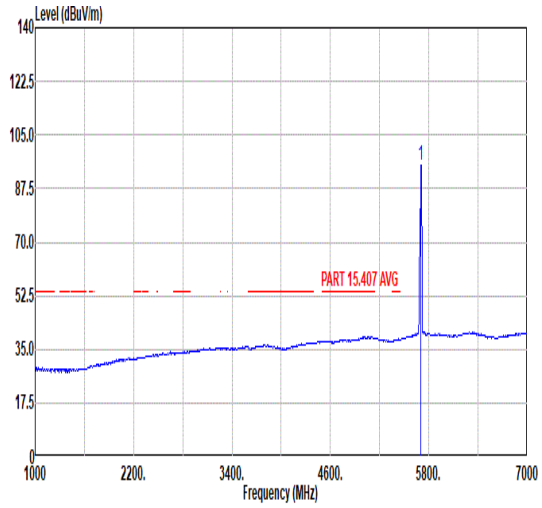 Freq Level Limit Line Margin Read Level Ant Factor Cable Loss Preamp Factor APos TPos Remark MHz dBuV/m dBuV/m dB dBuV dB/m dB dB cm deg 1 5700.00 95.26 ------ ------ 84.84 34.57 8.62 32.77 116 14 AVERAGE

Mode	26	
	Band Edge	
	U-NII-2C_5.47-5.725_802.11ax HE20_CH140_Partial RU52/40_5700MHz	
ANT	5	
Pol.	Vertical	Fundamental
Peak	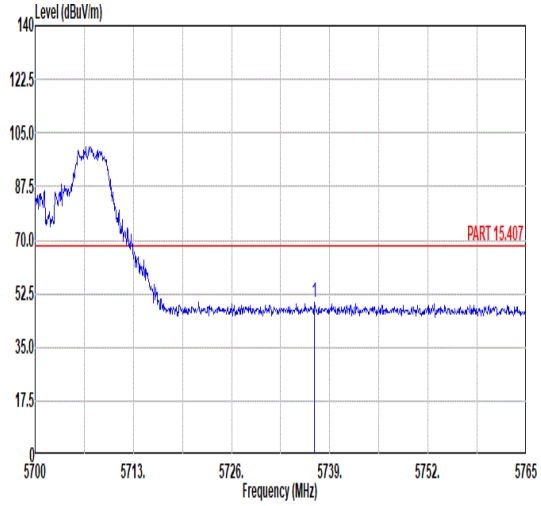 Freq Level Limit Line Margin Read Level Ant Factor Cable Loss Preamp Factor APos TPos Remark MHz dBuV/m dBuV/m dB dBuV dB/m dB dB cm deg 1 5736.92 49.74 68.30 -18.56 39.19 34.62 8.72 32.79 110 285 PEAK	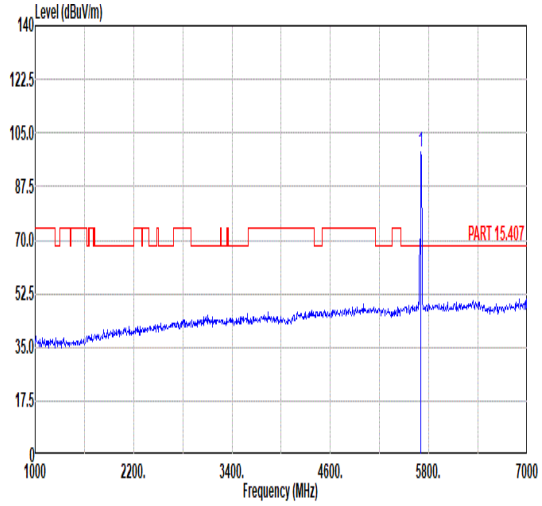 Freq Level Limit Line Margin Read Level Ant Factor Cable Loss Preamp Factor APos TPos Remark MHz dBuV/m dBuV/m dB dBuV dB/m dB dB cm deg 1 5700.00 98.67 ------ ------ 88.27 34.56 8.60 32.76 110 285 PEAK
Avg	Blank	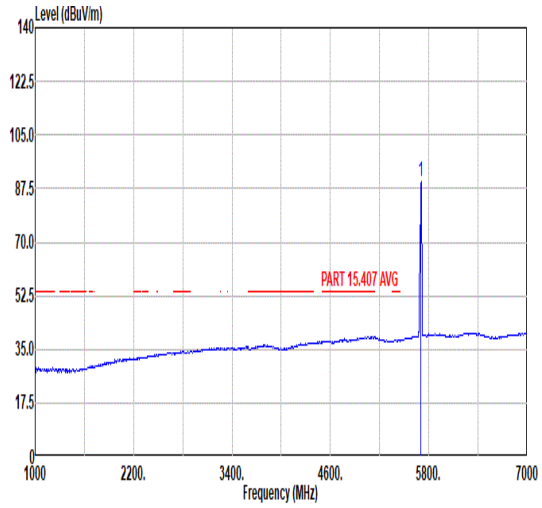 Freq Level Limit Line Margin Read Level Ant Factor Cable Loss Preamp Factor APos TPos Remark MHz dBuV/m dBuV/m dB dBuV dB/m dB dB cm deg 1 5700.00 89.57 ------ ------ 79.15 34.57 8.62 32.77 110 285 AVERAGE

Mode	27	
	Band Edge	
	U-NII-1_5.47-5.725_802.11ax HE20_CH36_Partial RU106/53_5180MHz	
ANT	5	
Pol.	Horizontal	Fundamental
Peak	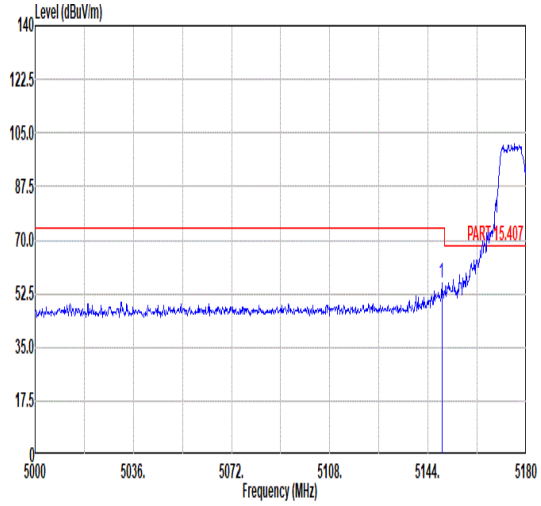 Freq Level Limit Line Margin Read Level Ant Factor Cable Loss Preamp Factor APos TPos Remark MHz dBuV/m dBuV/m dB dBuV dB/m dB dB cm deg 1 5149.04 55.77 74.00 -18.23 46.60 33.99 7.92 32.74 100 64 PEAK	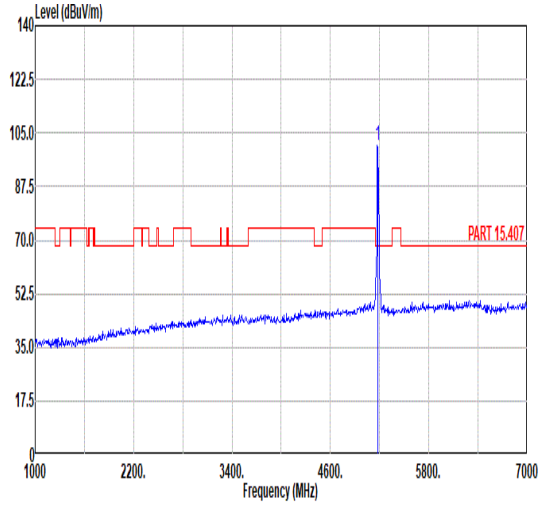 Freq Level Limit Line Margin Read Level Ant Factor Cable Loss Preamp Factor APos TPos Remark MHz dBuV/m dBuV/m dB dBuV dB/m dB dB cm deg 1 5180.00 100.80 ------ ------ 91.60 34.00 7.93 32.73 100 64 PEAK
Avg	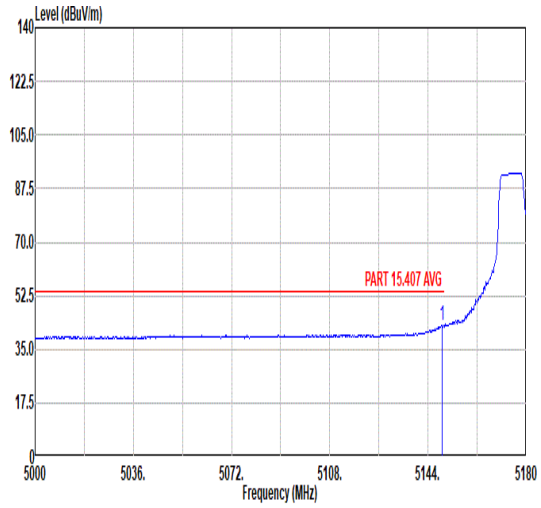 Freq Level Limit Line Margin Read Level Ant Factor Cable Loss Preamp Factor APos TPos Remark MHz dBuV/m dBuV/m dB dBuV dB/m dB dB cm deg 1 5149.22 42.91 54.00 -11.09 33.74 33.99 7.92 32.74 100 64 AVERAGE	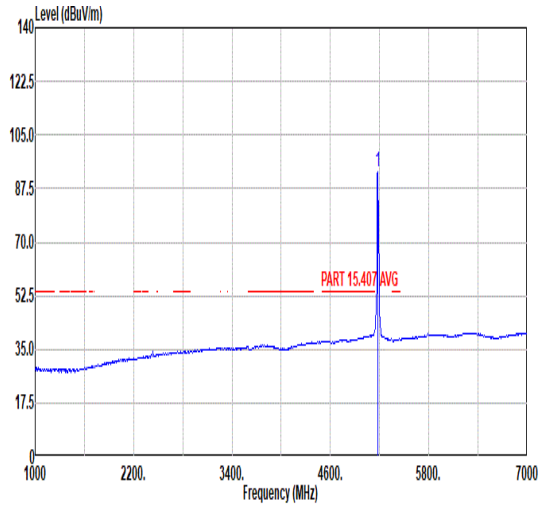 Freq Level Limit Line Margin Read Level Ant Factor Cable Loss Preamp Factor APos TPos Remark MHz dBuV/m dBuV/m dB dBuV dB/m dB dB cm deg 1 5180.00 92.73 ------ ------ 83.51 34.01 7.94 32.73 100 64 AVERAGE

Mode	27	
	Band Edge	
	U-NII-1_5.47-5.725_802.11ax HE20_CH36_Partial RU106/53_5180MHz	
ANT	5	
Pol.	Vertical	Fundamental
Peak	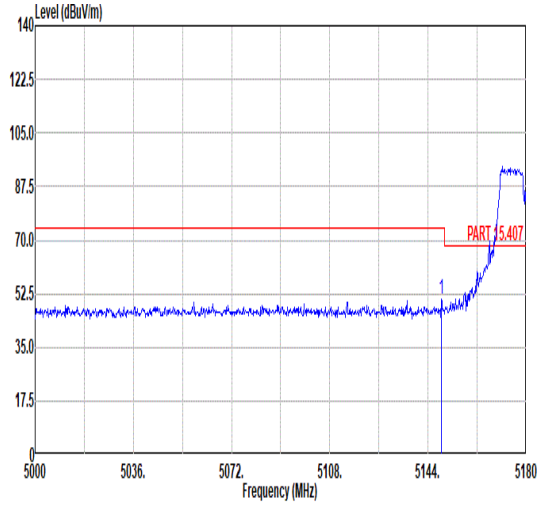 Freq Level Limit Line Margin Read Level Ant Factor Cable Loss Preamp Factor APos TPos Remark MHz dBuV/m dBuV/m dB dBuV dB/m dB dB cm deg 1 5148.86 50.64 74.00 -23.36 41.47 33.99 7.92 32.74 109 252 PEAK	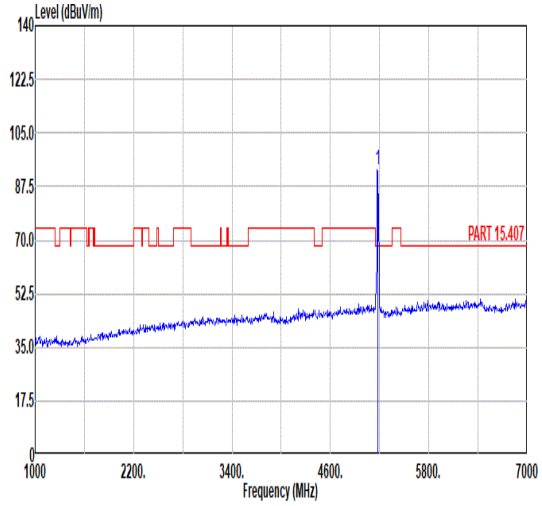 Freq Level Limit Line Margin Read Level Ant Factor Cable Loss Preamp Factor APos TPos Remark MHz dBuV/m dBuV/m dB dBuV dB/m dB dB cm deg 1 5180.00 92.87 ------ ------ 83.67 34.00 7.93 32.73 109 252 PEAK
Avg	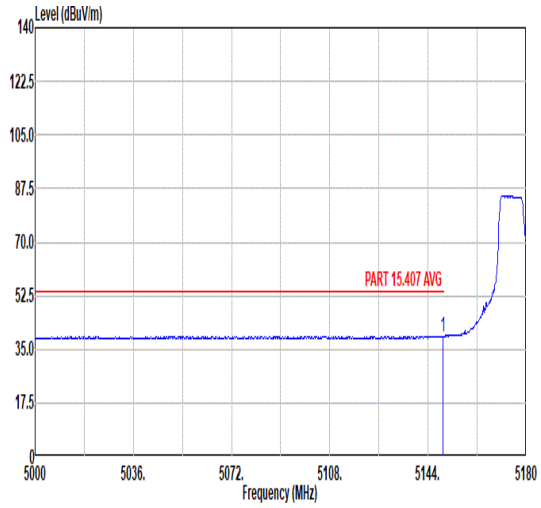 Freq Level Limit Line Margin Read Level Ant Factor Cable Loss Preamp Factor APos TPos Remark MHz dBuV/m dBuV/m dB dBuV dB/m dB dB cm deg 1 5149.58 39.35 54.00 -14.65 30.18 33.99 7.92 32.74 109 252 AVERAGE	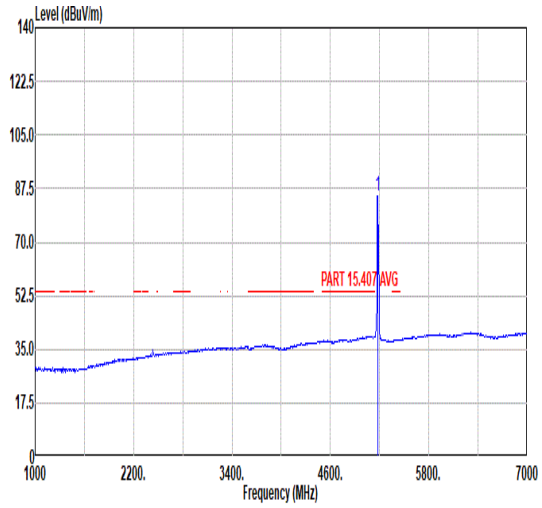 Freq Level Limit Line Margin Read Level Ant Factor Cable Loss Preamp Factor APos TPos Remark MHz dBuV/m dBuV/m dB dBuV dB/m dB dB cm deg 1 5180.00 85.05 ------ ------ 75.85 34.00 7.93 32.73 109 252 AVERAGE

Mode	28	
	Band Edge	
	U-NII-2A_5.47-5.725_802.11ax HE20_CH64_Partial RU106/54_5320MHz	
ANT	5	
Pol.	Horizontal	Fundamental
Peak	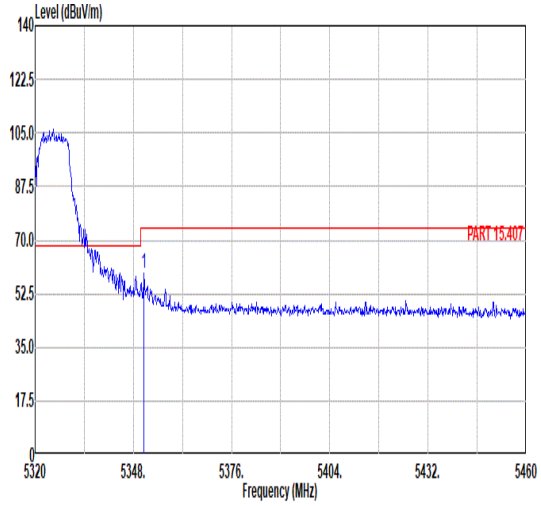 Freq Level Limit Line Margin Read Level Ant Factor Cable Loss Preamp Factor APos TPos Remark MHz dBuV/m dBuV/m dB dBuV dB/m dB dB cm deg 1 5351.08 59.22 74.00 -14.78 49.44 34.11 8.33 32.66 100 64 PEAK	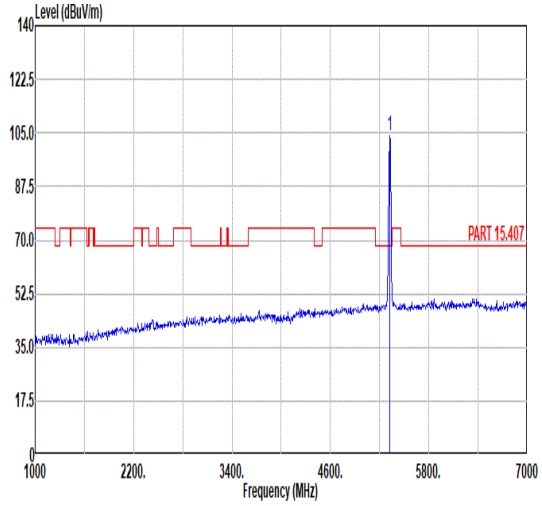 Freq Level Limit Line Margin Read Level Ant Factor Cable Loss Preamp Factor APos TPos Remark MHz dBuV/m dBuV/m dB dBuV dB/m dB dB cm deg 1 5320.00 104.13 ------ ------ 94.45 34.09 8.26 32.67 100 64 PEAK
Avg	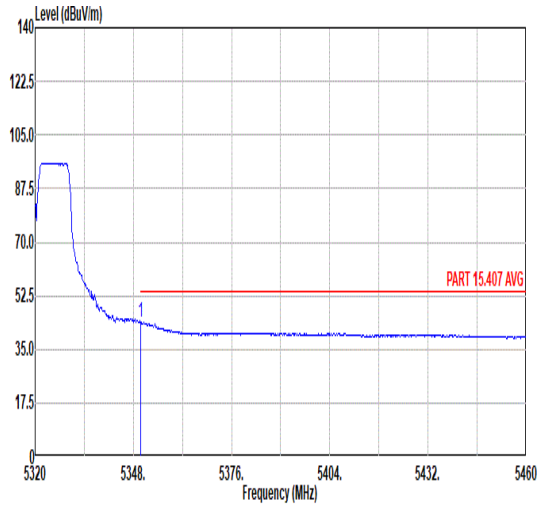 Freq Level Limit Line Margin Read Level Ant Factor Cable Loss Preamp Factor APos TPos Remark MHz dBuV/m dBuV/m dB dBuV dB/m dB dB cm deg 1 5350.10 43.98 54.00 -10.02 34.20 34.11 8.33 32.66 100 64 AVERAGE	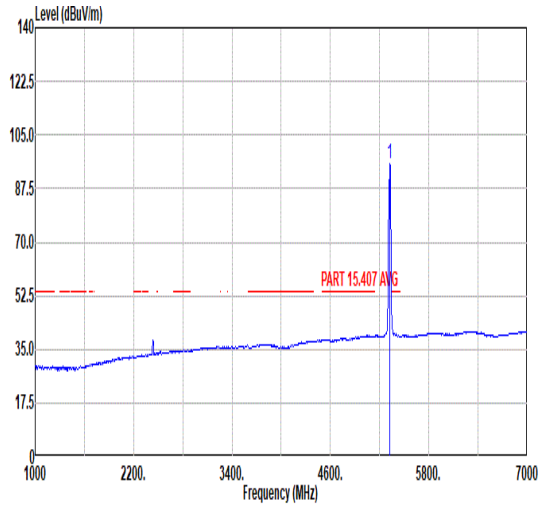 Freq Level Limit Line Margin Read Level Ant Factor Cable Loss Preamp Factor APos TPos Remark MHz dBuV/m dBuV/m dB dBuV dB/m dB dB cm deg 1 5320.00 95.73 ------ ------ 86.05 34.09 8.26 32.67 100 64 AVERAGE

Mode	28	
	Band Edge	
	U-NII-2A_5.47-5.725_802.11ax HE20_CH64_Partial RU106/54_5320MHz	
ANT	5	
Pol.	Vertical	Fundamental
Peak	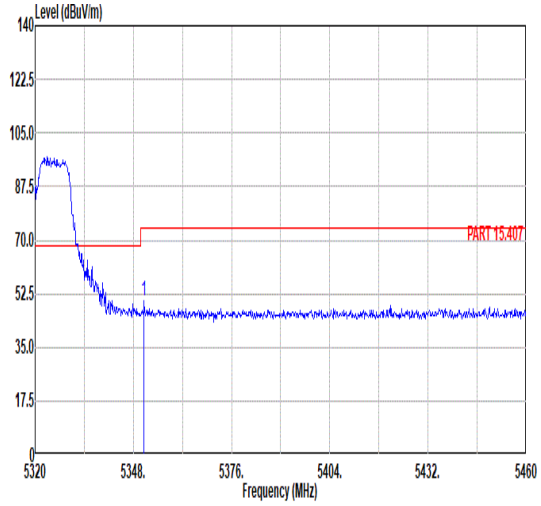 Freq Level Limit Line Margin Read Level Ant Factor Cable Loss Preamp Factor APos TPos Remark MHz dBuV/m dBuV/m dB dBuV dB/m dB dB cm deg 1 5351.08 50.38 74.00 -23.62 40.60 34.11 8.33 32.66 100 269 PEAK	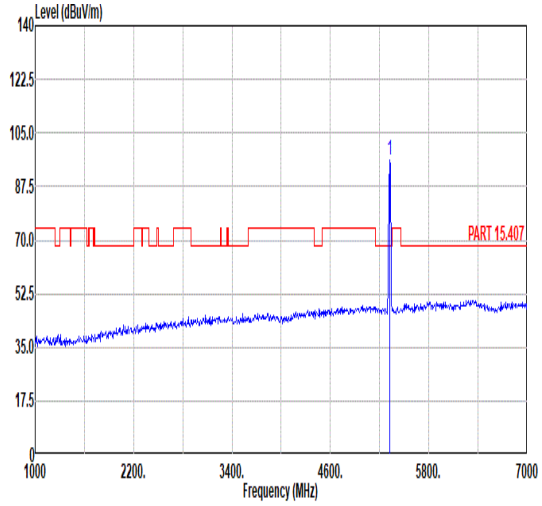 Freq Level Limit Line Margin Read Level Ant Factor Cable Loss Preamp Factor APos TPos Remark MHz dBuV/m dBuV/m dB dBuV dB/m dB dB cm deg 1 5320.00 96.37 ------ ------ 86.69 34.09 8.26 32.67 100 269 PEAK
Avg	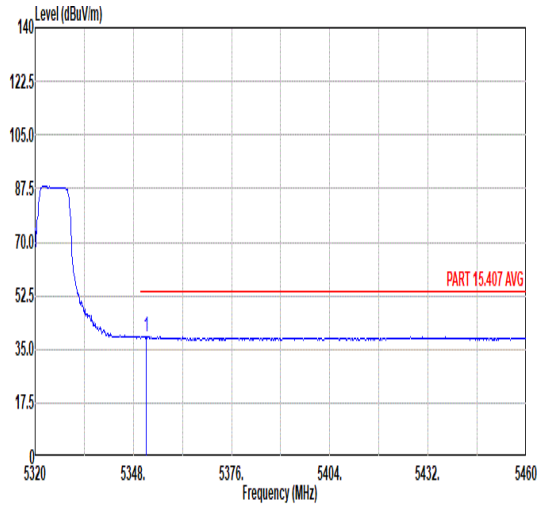 Freq Level Limit Line Margin Read Level Ant Factor Cable Loss Preamp Factor APos TPos Remark MHz dBuV/m dBuV/m dB dBuV dB/m dB dB cm deg 1 5351.64 39.10 54.00 -14.90 29.32 34.11 8.33 32.66 100 269 AVERAGE	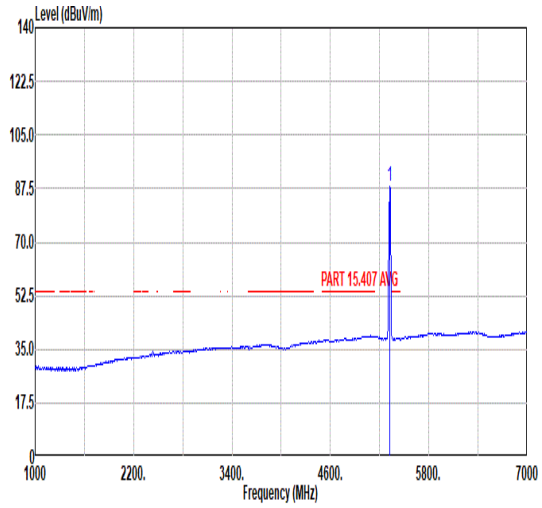 Freq Level Limit Line Margin Read Level Ant Factor Cable Loss Preamp Factor APos TPos Remark MHz dBuV/m dBuV/m dB dBuV dB/m dB dB cm deg 1 5320.00 88.24 ------ ------ 78.57 34.09 8.25 32.67 100 269 AVERAGE

Mode	29	
	Band Edge	
	U-NII-2C_5.47-5.725_802.11ax HE20_CH100_Partial RU106/53_5500MHz	
ANT	5	
Pol.	Horizontal	Fundamental
Peak	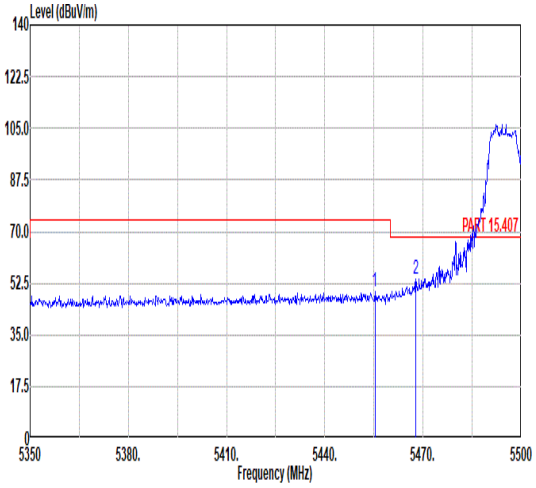 Freq Level Limit Line Margin Read Level Ant Factor Cable Loss Preamp Factor APos TPos Remark MHz dBuV/m dBuV/m dB dBuV dB/m dB dB cm deg 1 5455.30 49.79 74.00 -24.21 39.81 34.17 8.42 32.61 104 63 PEAK 2 5467.75 53.94 68.30 -14.36 43.97 34.18 8.40 32.61 104 63 PEAK	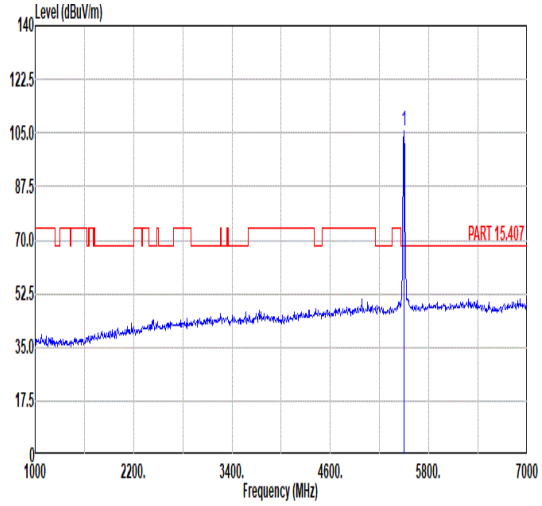 Freq Level Limit Line Margin Read Level Ant Factor Cable Loss Preamp Factor APos TPos Remark MHz dBuV/m dBuV/m dB dBuV dB/m dB dB cm deg 1 5500.00 105.76 ------ ------ 95.81 34.20 8.36 32.61 104 63 PEAK
Avg	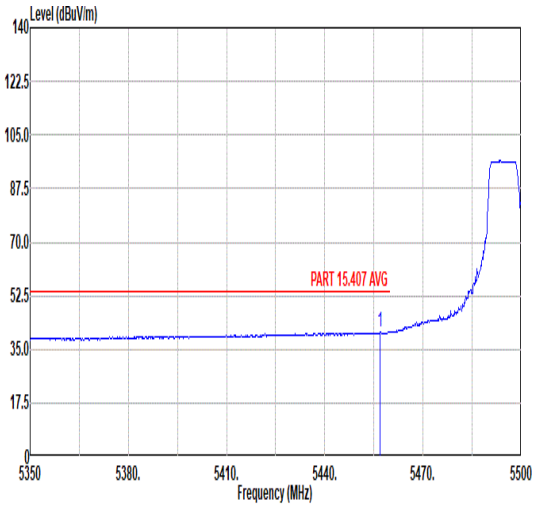 Freq Level Limit Line Margin Read Level Ant Factor Cable Loss Preamp Factor APos TPos Remark MHz dBuV/m dBuV/m dB dBuV dB/m dB dB cm deg 1 5456.95 40.69 54.00 -13.31 30.72 34.17 8.41 32.61 104 63 AVERAGE	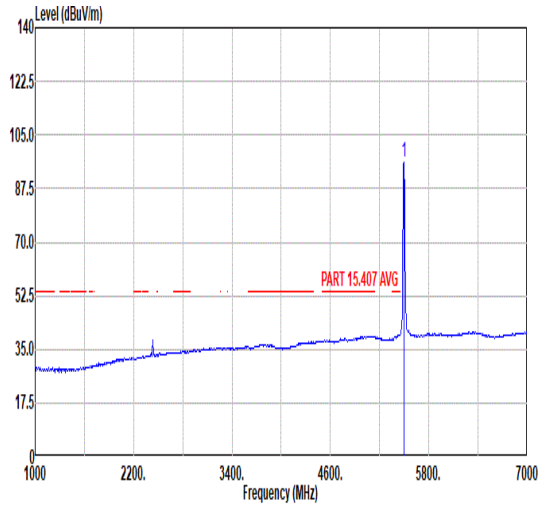 Freq Level Limit Line Margin Read Level Ant Factor Cable Loss Preamp Factor APos TPos Remark MHz dBuV/m dBuV/m dB dBuV dB/m dB dB cm deg 1 5500.00 96.06 ------ ------ 86.11 34.19 8.36 32.60 104 63 AVERAGE

Mode	29	
	Band Edge	
	U-NII-2C_5.47-5.725_802.11ax HE20_CH100_Partial RU106/53_5500MHz	
ANT	5	
Pol.	Vertical	Fundamental
Peak	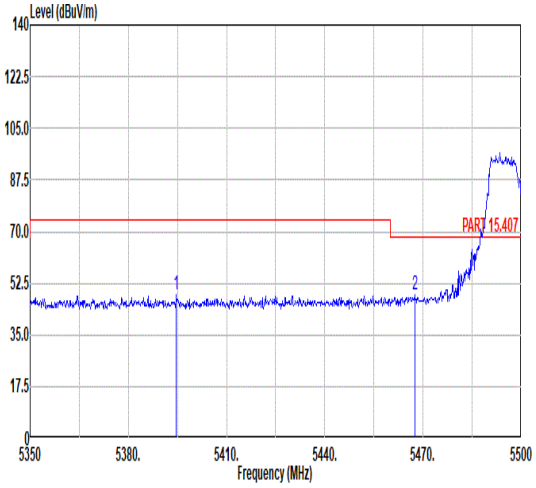 Freq Level Limit Line Margin Read Level Ant Factor Cable Loss Preamp Factor APos TPos Remark MHz dBuV/m dBuV/m dB dBuV dB/m dB dB cm deg 1 5394.70 48.76 74.00 -25.24 38.81 34.14 8.45 32.64 100 276 PEAK 2 5467.45 48.66 68.30 -19.64 38.69 34.18 8.40 32.61 100 276 PEAK	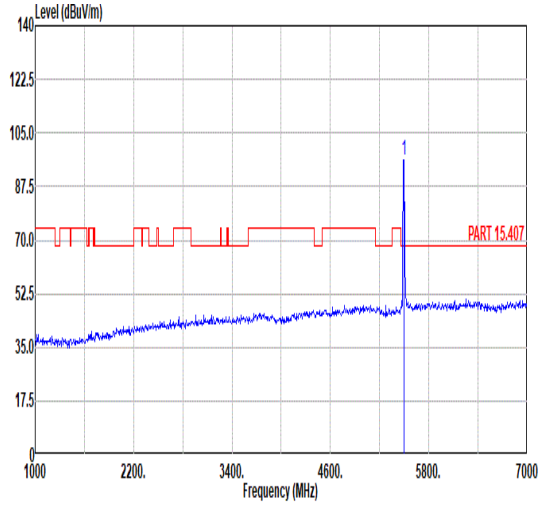 Freq Level Limit Line Margin Read Level Ant Factor Cable Loss Preamp Factor APos TPos Remark MHz dBuV/m dBuV/m dB dBuV dB/m dB dB cm deg 1 5500.00 96.15 ------ ------ 86.20 34.19 8.36 32.60 100 276 PEAK
Avg	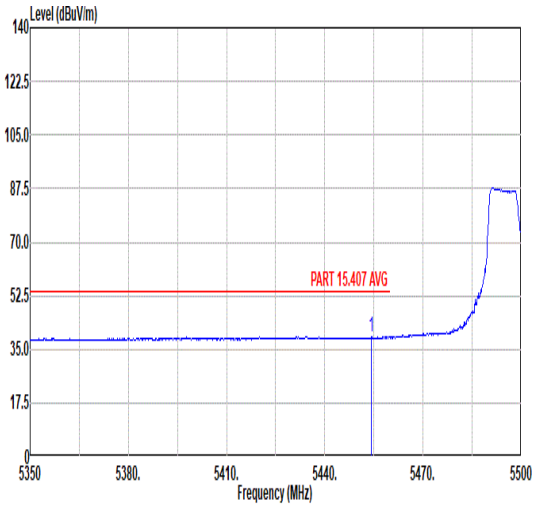 Freq Level Limit Line Margin Read Level Ant Factor Cable Loss Preamp Factor APos TPos Remark MHz dBuV/m dBuV/m dB dBuV dB/m dB dB cm deg 1 5454.10 39.03 54.00 -14.97 29.06 34.17 8.42 32.62 100 276 AVERAGE	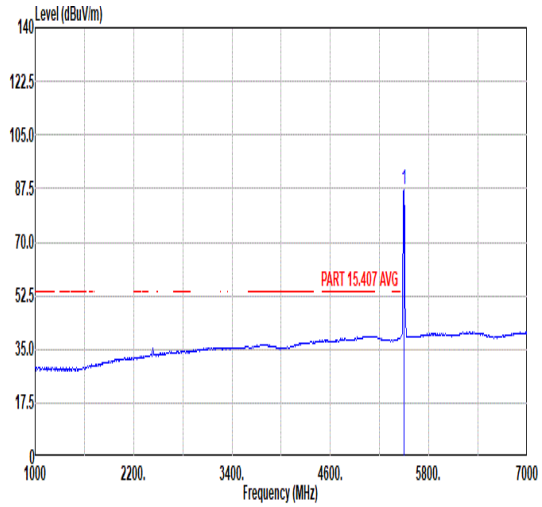 Freq Level Limit Line Margin Read Level Ant Factor Cable Loss Preamp Factor APos TPos Remark MHz dBuV/m dBuV/m dB dBuV dB/m dB dB cm deg 1 5500.00 87.04 ------ ------ 77.09 34.19 8.36 32.60 100 276 AVERAGE

Mode	30	
	Band Edge	
	U-NII-2C_5.47-5.725_802.11ax HE20_CH140_Partial RU106/54_5700MHz	
ANT	5	
Pol.	Horizontal	Fundamental
Peak	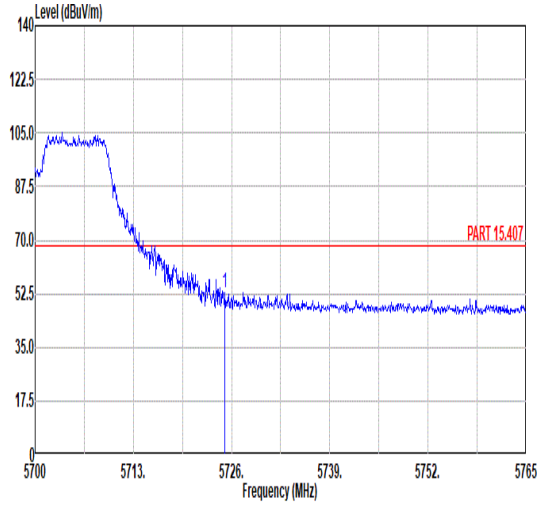 Freq Level Limit Line Margin Read Level Ant Factor Cable Loss Preamp Factor APos TPos Remark MHz dBuV/m dBuV/m dB dBuV dB/m dB dB cm deg 1 5725.09 53.02 68.30 -15.28 42.53 34.60 8.67 32.78 104 55 PEAK	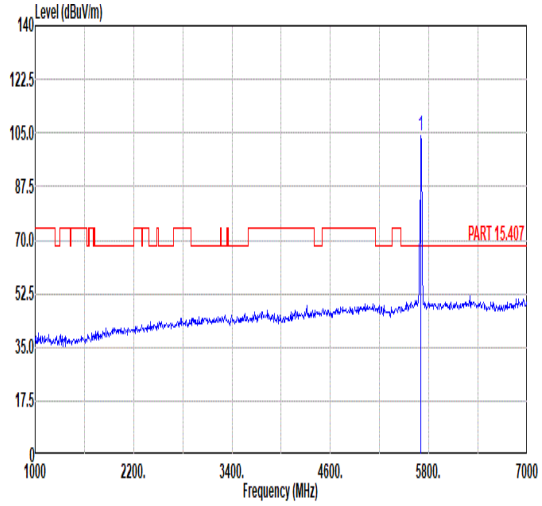 Freq Level Limit Line Margin Read Level Ant Factor Cable Loss Preamp Factor APos TPos Remark MHz dBuV/m dBuV/m dB dBuV dB/m dB dB cm deg 1 5700.00 104.29 ------ ------ 93.89 34.56 8.60 32.76 104 55 PEAK
Avg	Blank	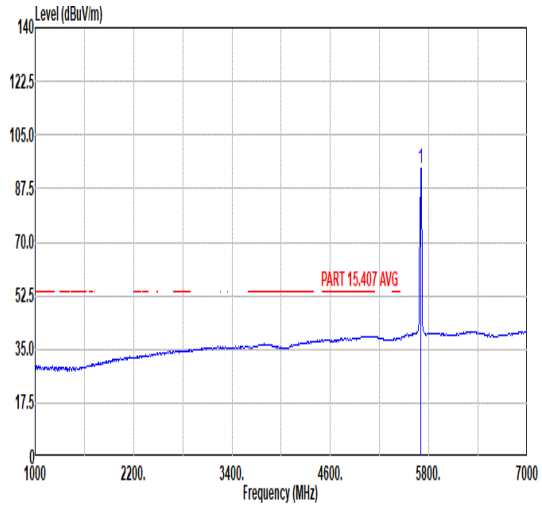 Freq Level Limit Line Margin Read Level Ant Factor Cable Loss Preamp Factor APos TPos Remark MHz dBuV/m dBuV/m dB dBuV dB/m dB dB cm deg 1 5700.00 93.89 ------ ------ 83.49 34.56 8.60 32.76 104 55 AVERAGE

Mode	30	
	Band Edge	
	U-NII-2C_5.47-5.725_802.11ax HE20_CH140_Partial RU106/54_5700MHz	
ANT	5	
Pol.	Vertical	Fundamental
Peak	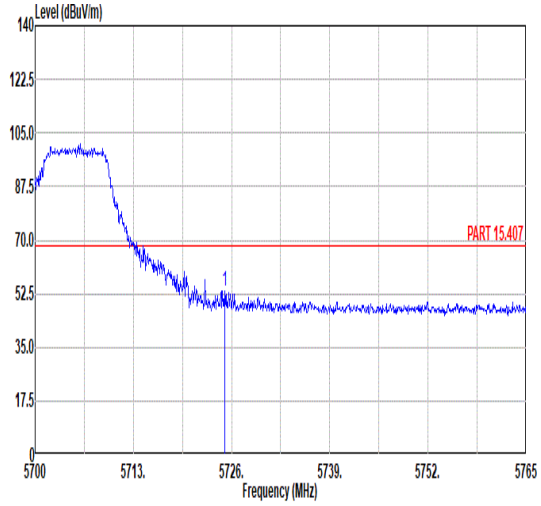 Freq Level Limit Line Margin Read Level Ant Factor Cable Loss Preamp Factor APos TPos Remark MHz dBuV/m dBuV/m dB dBuV dB/m dB dB cm deg 1 5725.09 53.30 68.30 -15.00 42.81 34.60 8.67 32.78 100 293 PEAK	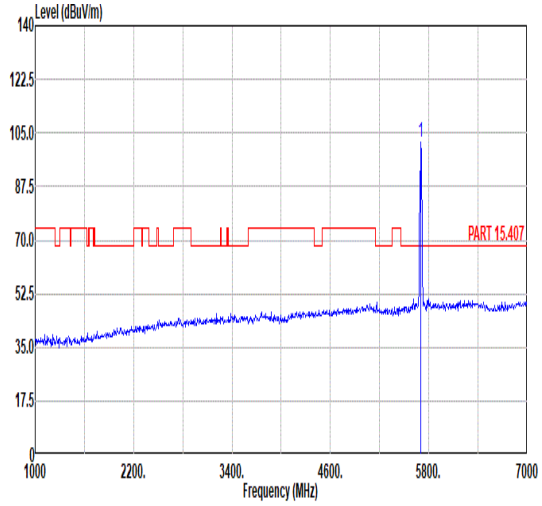 Freq Level Limit Line Margin Read Level Ant Factor Cable Loss Preamp Factor APos TPos Remark MHz dBuV/m dBuV/m dB dBuV dB/m dB dB cm deg 1 5700.00 102.06 ------ ------ 91.66 34.56 8.60 32.76 100 293 PEAK
Avg	Blank	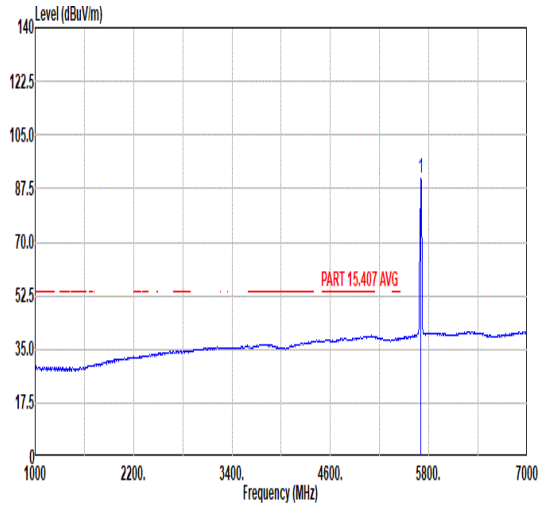 Freq Level Limit Line Margin Read Level Ant Factor Cable Loss Preamp Factor APos TPos Remark MHz dBuV/m dBuV/m dB dBuV dB/m dB dB cm deg 1 5700.00 90.63 ------ ------ 80.23 34.56 8.60 32.76 100 293 AVERAGE

Mode	31	
	Band Edge - L	
	U-NII-1_5.15-5.25_802.11ax HE40_CH38_Full_5190MHz	
ANT	5	
Pol.	Horizontal	Fundamental
Peak	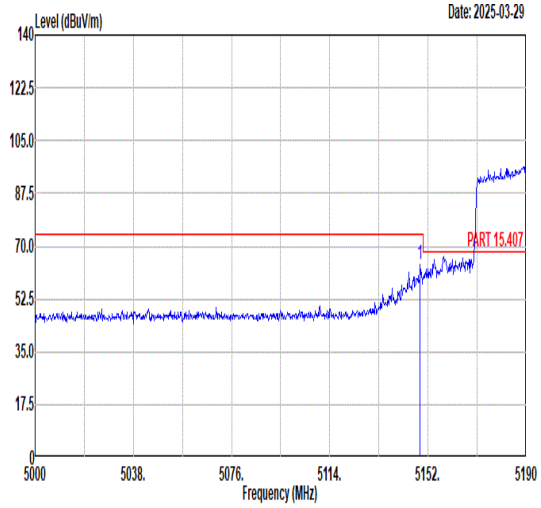 Freq Level Limit Line Margin Read Level Ant Factor Cable Loss Preamp Factor APos TPos Remark MHz dBuV/m dBuV/m dB dBuV dB/m dB dB cm deg 1 5148.96 64.17 74.00 -9.83 55.00 33.99 7.92 32.74 102 127 PEAK	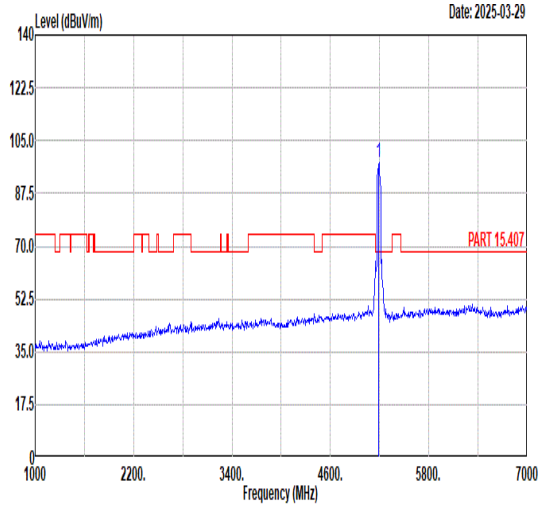 Freq Level Limit Line Margin Read Level Ant Factor Cable Loss Preamp Factor APos TPos Remark MHz dBuV/m dBuV/m dB dBuV dB/m dB dB cm deg 1 5190.00 97.90 ------ ------ 88.65 34.02 7.95 32.72 102 127 PEAK
Avg	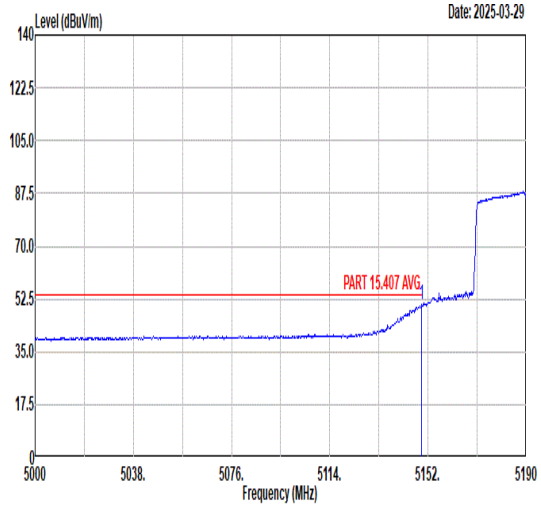 Freq Level Limit Line Margin Read Level Ant Factor Cable Loss Preamp Factor APos TPos Remark MHz dBuV/m dBuV/m dB dBuV dB/m dB dB cm deg 1 5149.53 50.47 54.00 -3.53 41.30 33.99 7.92 32.74 102 127 AVERAGE	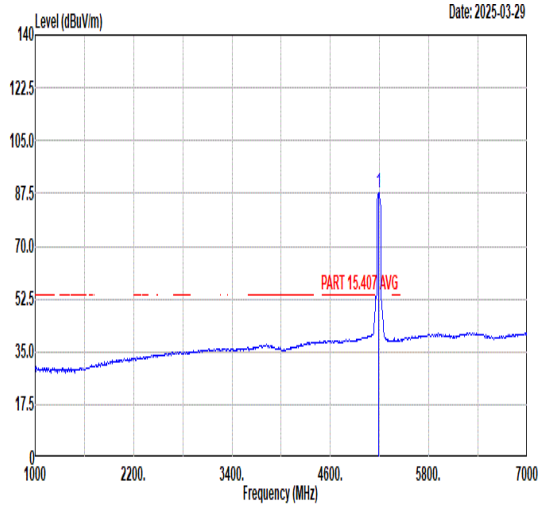 Freq Level Limit Line Margin Read Level Ant Factor Cable Loss Preamp Factor APos TPos Remark MHz dBuV/m dBuV/m dB dBuV dB/m dB dB cm deg 1 5190.00 87.91 ------ ------ 78.68 34.01 7.94 32.72 102 127 AVERAGE

Mode	31	
	Band Edge - R	
	U-NII-1_5.15-5.25_802.11ax HE40_CH38_Full_5190MHz	
ANT	5	
Pol.	Horizontal	Fundamental
Peak	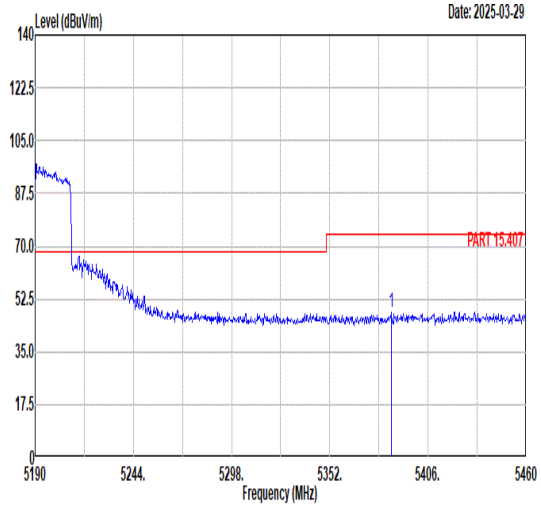 Freq Level Limit Line Margin Read Level Ant Factor Cable Loss Preamp Factor APos TPos Remark MHz dBuV/m dBuV/m dB dBuV dB/m dB dB cm deg 1 5386.02 48.29 74.00 -25.71 38.38 34.13 8.42 32.64 102 127 PEAK	Blank
Avg	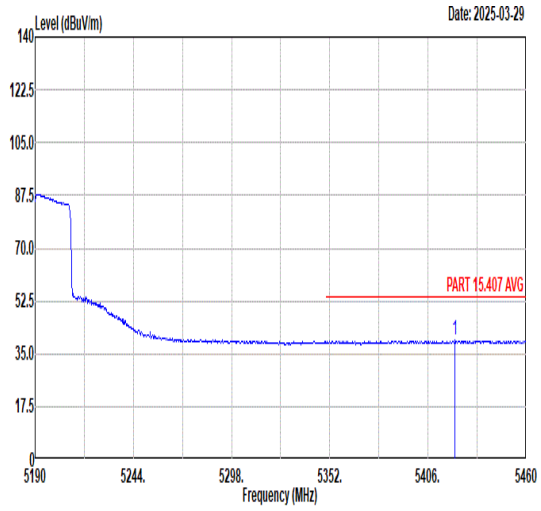 Freq Level Limit Line Margin Read Level Ant Factor Cable Loss Preamp Factor APos TPos Remark MHz dBuV/m dBuV/m dB dBuV dB/m dB dB cm deg 1 5420.85 39.39 54.00 -14.61 29.41 34.15 8.46 32.63 102 127 AVERAGE	Blank

Mode	31	
	Band Edge - L	
	U-NII-1_5.15-5.25_802.11ax HE40_CH38_Full_5190MHz	
ANT	5	
Pol.	Vertical	Fundamental
Peak	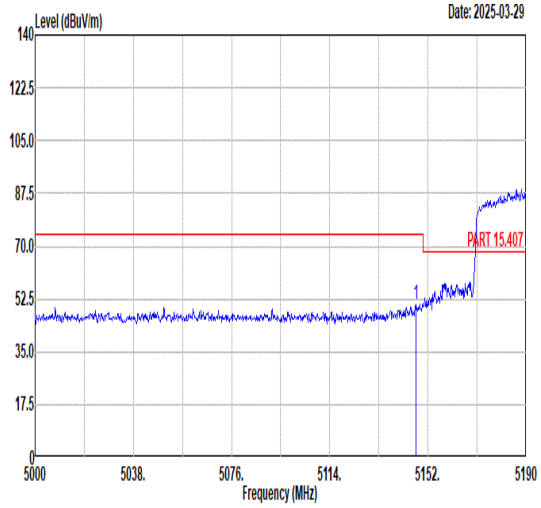 Freq Level Limit Line Margin Read Level Ant Factor Cable Loss Preamp Factor APos TPos Remark MHz dBuV/m dBuV/m dB dBuV dB/m dB dB cm deg 1 5147.44 50.54 74.00 -23.46 41.37 33.99 7.92 32.74 103 271 PEAK	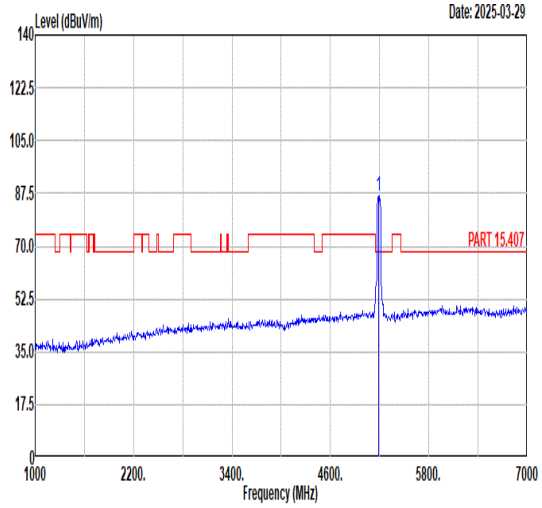 Freq Level Limit Line Margin Read Level Ant Factor Cable Loss Preamp Factor APos TPos Remark MHz dBuV/m dBuV/m dB dBuV dB/m dB dB cm deg 1 5190.00 86.68 ------ ------ 77.43 34.02 7.95 32.72 103 271 PEAK
Avg	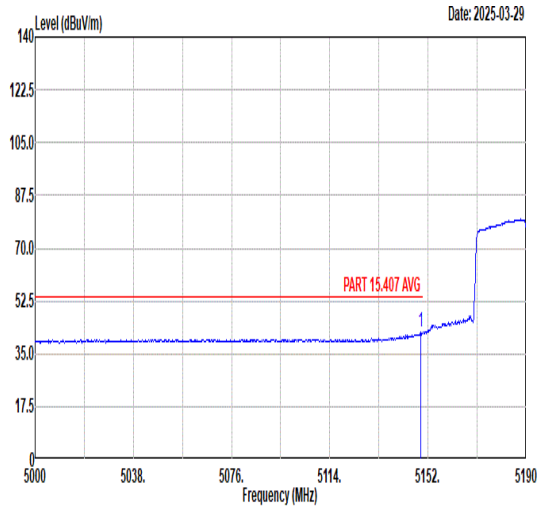 Freq Level Limit Line Margin Read Level Ant Factor Cable Loss Preamp Factor APos TPos Remark MHz dBuV/m dBuV/m dB dBuV dB/m dB dB cm deg 1 5149.15 42.03 54.00 -11.97 32.86 33.99 7.92 32.74 103 271 AVERAGE	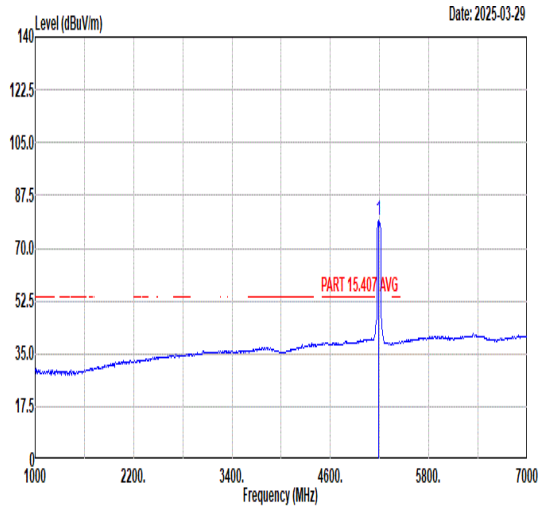 Freq Level Limit Line Margin Read Level Ant Factor Cable Loss Preamp Factor APos TPos Remark MHz dBuV/m dBuV/m dB dBuV dB/m dB dB cm deg 1 5190.00 79.40 ------ ------ 70.17 34.01 7.94 32.72 103 271 AVERAGE

Mode	31	
	Band Edge - R	
	U-NII-1_5.15-5.25_802.11ax HE40_CH38_Full_5190MHz	
ANT	5	
Pol.	Vertical	Fundamental
Peak	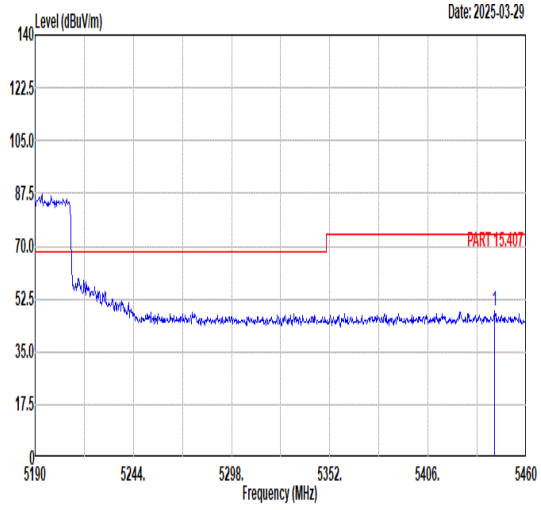 Freq Level Limit Line Margin Read Level Ant Factor Cable Loss Preamp Factor APos TPos Remark MHz dBuV/m dBuV/m dB dBuV dB/m dB dB cm deg 1 5442.72 48.78 74.00 -25.22 38.81 34.16 8.43 32.62 103 271 PEAK	Blank
Avg	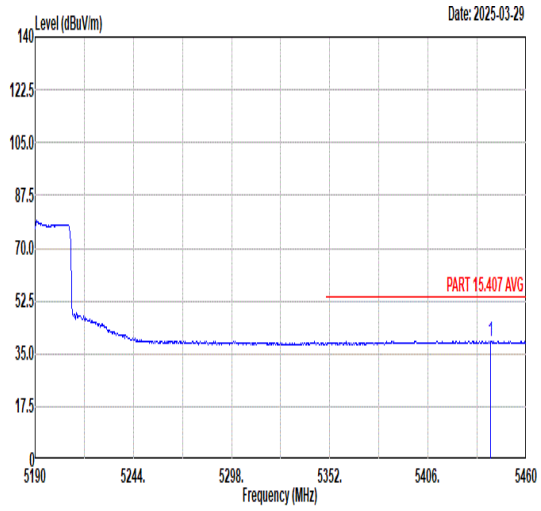 Freq Level Limit Line Margin Read Level Ant Factor Cable Loss Preamp Factor APos TPos Remark MHz dBuV/m dBuV/m dB dBuV dB/m dB dB cm deg 1 5440.56 39.28 54.00 -14.72 29.30 34.16 8.44 32.62 103 271 AVERAGE	Blank

Mode	31	
	Harmonic	
	U-NII-1_5.15-5.25_802.11ax HE40_CH38_Full_5190MHz	
ANT	5	
Pol.	Horizontal	Vertical
Peak Avg	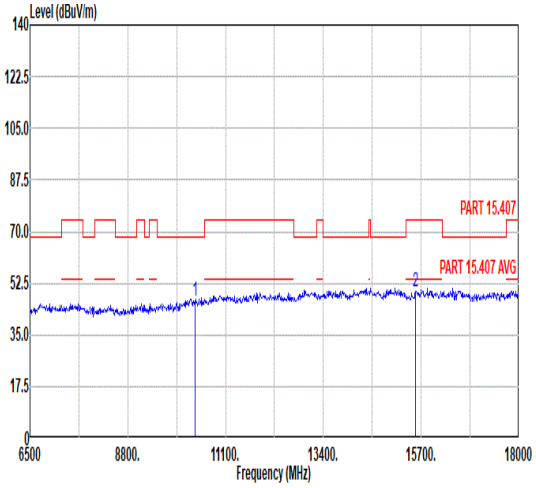 Freq Level Limit Line Margin Read Level Ant Factor Cable Loss Preamp Factor APos TPos Remark MHz dBuV/m dBuV/m dB dBuV dB/m dB dB cm deg 1 10380.00 46.69 68.30 -21.61 57.72 37.21 10.74 58.98 -- -- Peak 2 15570.00 49.60 74.00 -24.40 56.42 39.43 12.72 58.97 -- -- Peak	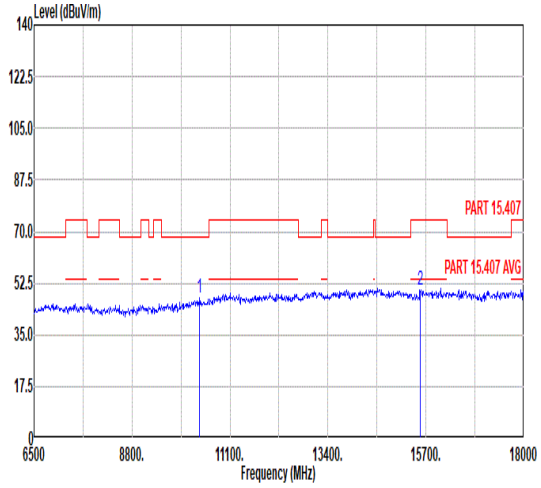 Freq Level Limit Line Margin Read Level Ant Factor Cable Loss Preamp Factor APos TPos Remark MHz dBuV/m dBuV/m dB dBuV dB/m dB dB cm deg 1 10380.00 47.35 68.30 -20.95 58.38 37.21 10.74 58.98 -- -- Peak 2 15570.00 50.01 74.00 -23.99 56.83 39.43 12.72 58.97 -- -- Peak

Mode	32	
	Band Edge - L	
	U-NII-1_5.15-5.25_802.11ax HE40_CH46_Full_5230MHz	
ANT	5	
Pol.	Horizontal	Fundamental
Peak	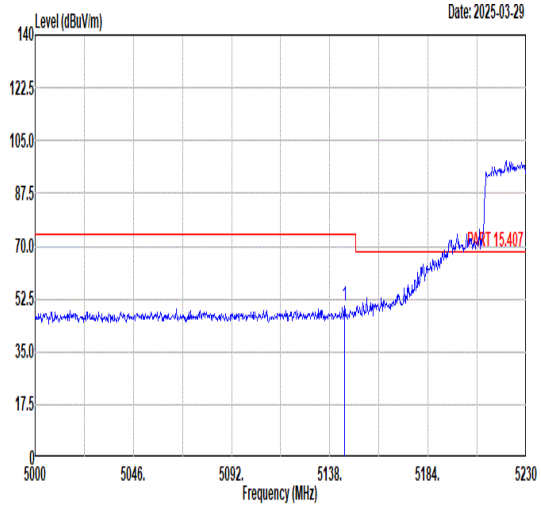 Freq Level Limit Line Margin Read Level Ant Factor Cable Loss Preamp Factor APos TPos Remark MHz dBuV/m dBuV/m dB dBuV dB/m dB dB cm deg 1 5144.90 49.95 74.00 -24.05 40.78 33.99 7.92 32.74 100 62 PEAK	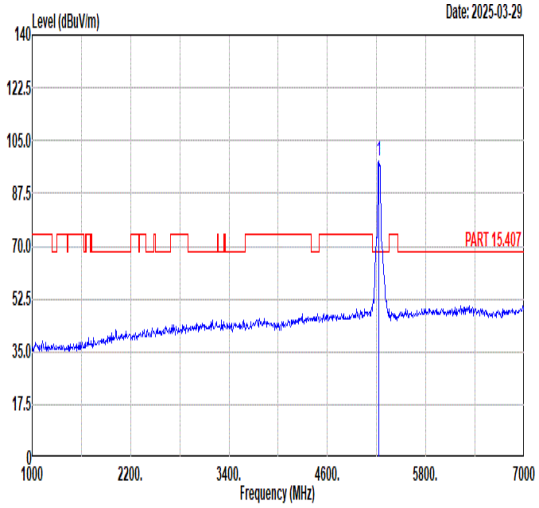 Freq Level Limit Line Margin Read Level Ant Factor Cable Loss Preamp Factor APos TPos Remark MHz dBuV/m dBuV/m dB dBuV dB/m dB dB cm deg 1 5230.00 98.27 ------ ------ 88.96 34.03 7.99 32.71 100 62 PEAK
Avg	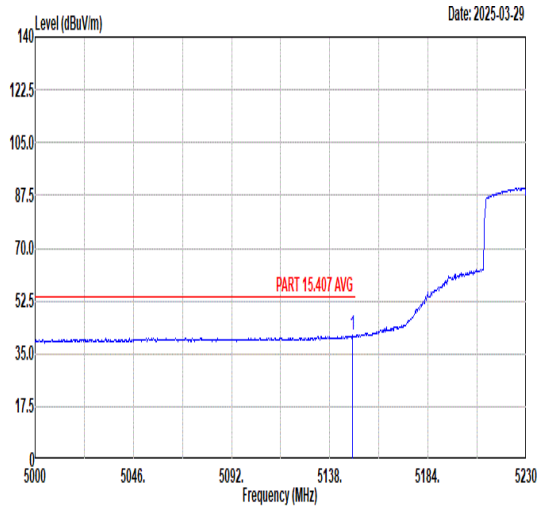 Freq Level Limit Line Margin Read Level Ant Factor Cable Loss Preamp Factor APos TPos Remark MHz dBuV/m dBuV/m dB dBuV dB/m dB dB cm deg 1 5148.81 41.04 54.00 -12.96 31.87 33.99 7.92 32.74 100 62 AVERAGE	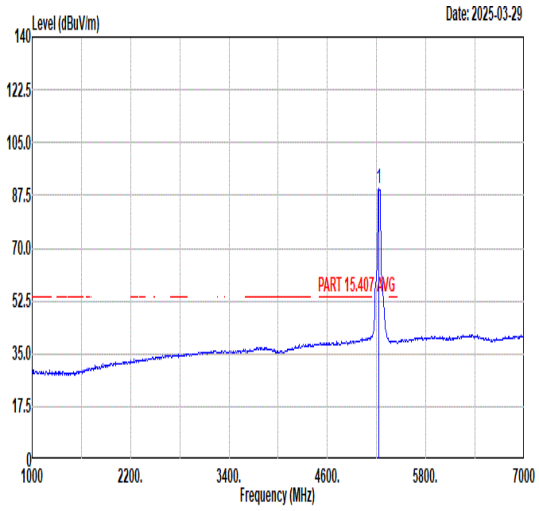 Freq Level Limit Line Margin Read Level Ant Factor Cable Loss Preamp Factor APos TPos Remark MHz dBuV/m dBuV/m dB dBuV dB/m dB dB cm deg 1 5230.00 89.91 ------ ------ 80.57 34.04 8.01 32.71 100 62 AVERAGE

Mode	32	
	Band Edge - R	
	U-NII-1_5.15-5.25_802.11ax HE40_CH46_Full_5230MHz	
ANT	5	
Pol.	Horizontal	Fundamental
Peak	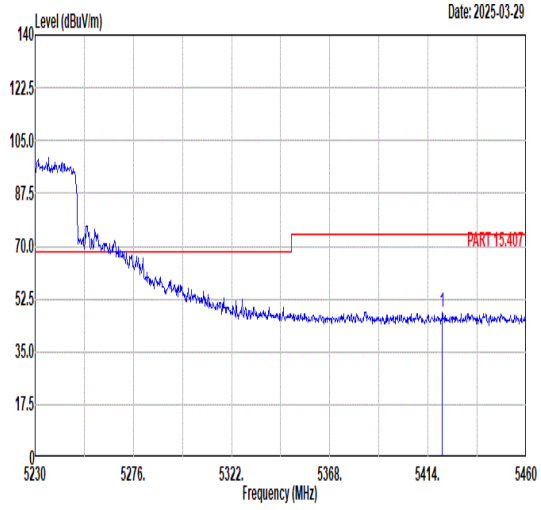 Freq Level Limit Line Margin Read Level Ant Factor Cable Loss Preamp Factor APos TPos Remark MHz dBuV/m dBuV/m dB dBuV dB/m dB dB cm deg 1 5420.67 48.29 74.00 -25.71 38.31 34.15 8.46 32.63 100 62 PEAK	Blank
Avg	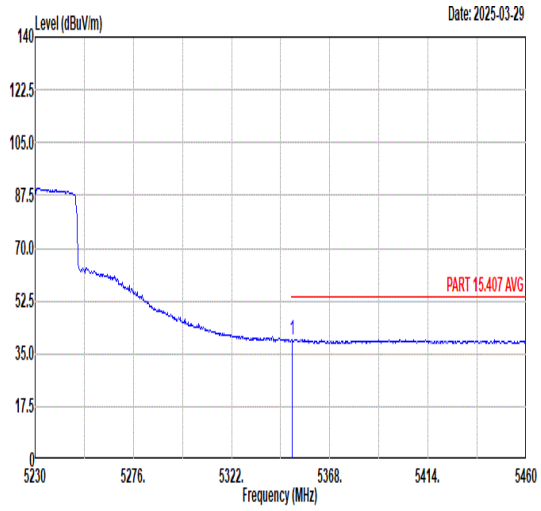 Freq Level Limit Line Margin Read Level Ant Factor Cable Loss Preamp Factor APos TPos Remark MHz dBuV/m dBuV/m dB dBuV dB/m dB dB cm deg 1 5350.29 39.88 54.00 -14.12 30.10 34.11 8.33 32.66 100 62 AVERAGE	Blank

Mode	32	
	Band Edge - L	
	U-NII-1_5.15-5.25_802.11ax HE40_CH46_Full_5230MHz	
ANT	5	
Pol.	Vertical	Fundamental
Peak	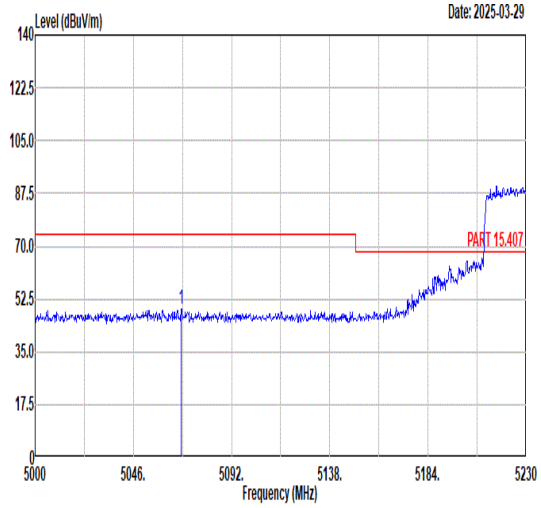 Freq Level Limit Line Margin Read Level Ant Factor Cable Loss Preamp Factor APos TPos Remark MHz dBuV/m dBuV/m dB dBuV dB/m dB dB cm deg 1 5068.54 49.40 74.00 -24.60 40.37 33.94 7.86 32.77 100 267 PEAK	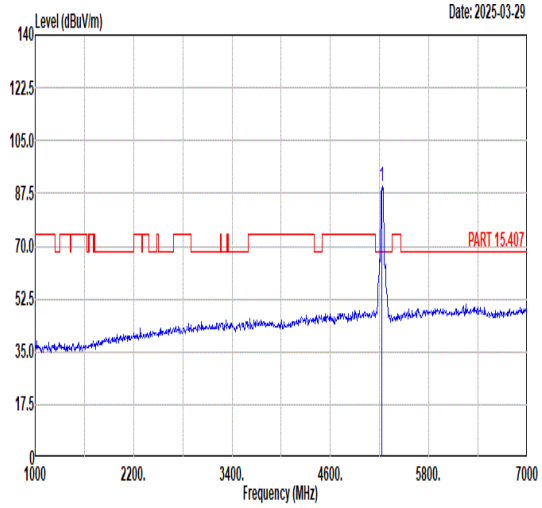 Freq Level Limit Line Margin Read Level Ant Factor Cable Loss Preamp Factor APos TPos Remark MHz dBuV/m dBuV/m dB dBuV dB/m dB dB cm deg 1 5230.00 90.06 ------ ------ 80.70 34.04 8.02 32.70 100 267 PEAK
Avg	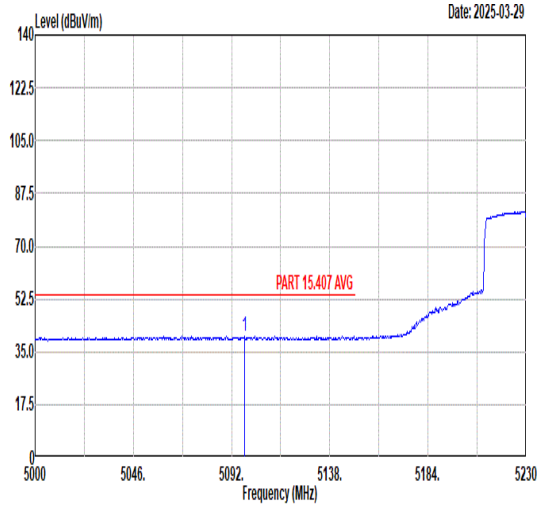 Freq Level Limit Line Margin Read Level Ant Factor Cable Loss Preamp Factor APos TPos Remark MHz dBuV/m dBuV/m dB dBuV dB/m dB dB cm deg 1 5097.98 40.16 54.00 -13.84 31.08 33.96 7.88 32.76 100 267 AVERAGE	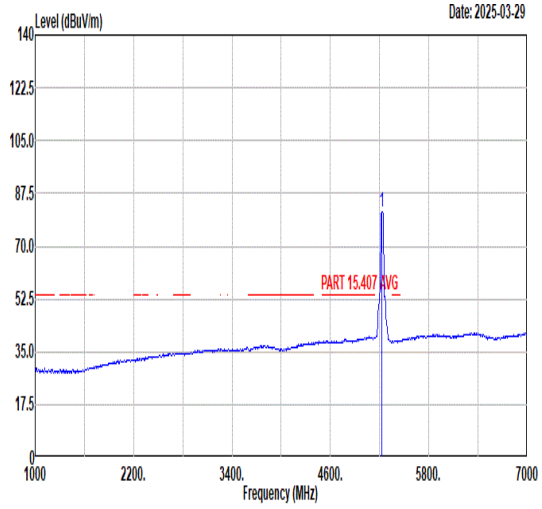 Freq Level Limit Line Margin Read Level Ant Factor Cable Loss Preamp Factor APos TPos Remark MHz dBuV/m dBuV/m dB dBuV dB/m dB dB cm deg 1 5230.00 81.59 ------ ------ 72.25 34.04 8.01 32.71 100 267 AVERAGE

Mode	32	
	Band Edge - R	
	U-NII-1_5.15-5.25_802.11ax HE40_CH46_Full_5230MHz	
ANT	5	
Pol.	Vertical	Fundamental
Peak	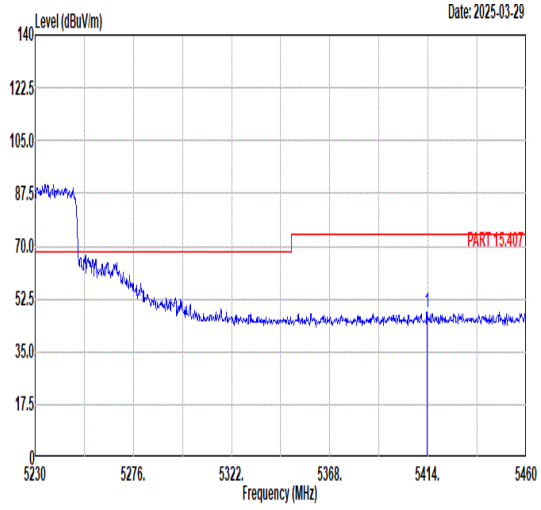 Freq Level Limit Line Margin Read Level Ant Factor Cable Loss Preamp Factor APos TPos Remark MHz dBuV/m dBuV/m dB dBuV dB/m dB dB cm deg 1 5413.54 48.19 74.00 -25.81 38.20 34.15 8.47 32.63 100 267 PEAK	Blank
Avg	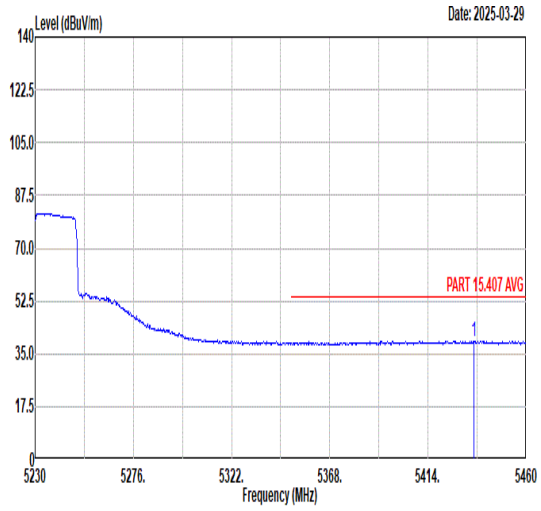 Freq Level Limit Line Margin Read Level Ant Factor Cable Loss Preamp Factor APos TPos Remark MHz dBuV/m dBuV/m dB dBuV dB/m dB dB cm deg 1 5435.39 39.32 54.00 -14.68 29.34 34.16 8.44 32.62 100 267 AVERAGE	Blank

Mode	32	
	Harmonic	
	U-NII-1_5.15-5.25_802.11ax HE40_CH46_Full_5230MHz	
ANT	5	
Pol.	Horizontal	Vertical
Peak Avg	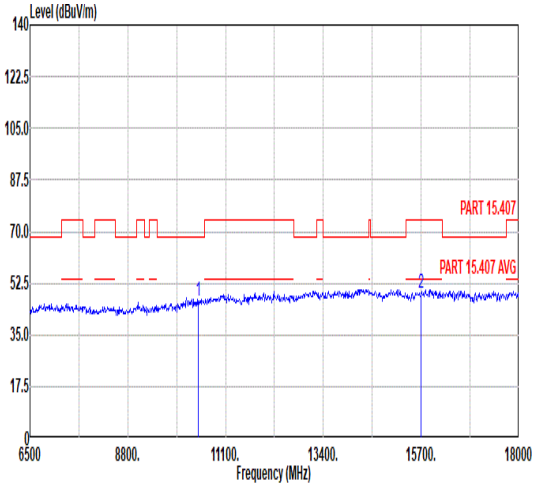 Freq Level Limit Line Margin Read Level Ant Factor Cable Loss Preamp Factor APos TPos Remark MHz dBuV/m dBuV/m dB dBuV dB/m dB dB cm deg 1 10460.00 46.63 68.30 -21.67 57.32 37.40 10.80 58.89 -- -- Peak 2 15690.00 49.13 74.00 -24.87 56.02 39.48 12.72 59.09 -- -- Peak	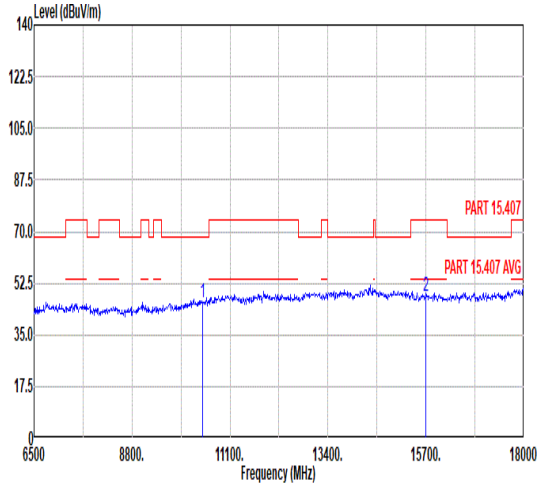 Freq Level Limit Line Margin Read Level Ant Factor Cable Loss Preamp Factor APos TPos Remark MHz dBuV/m dBuV/m dB dBuV dB/m dB dB cm deg 1 10460.00 45.79 68.30 -22.51 56.48 37.40 10.80 58.89 -- -- Peak 2 15690.00 48.06 74.00 -25.94 54.95 39.48 12.72 59.09 -- -- Peak

Mode	33	
	Band Edge - L	
	U-NII-2A_5.25-5.35_802.11ax HE40_CH54_Full_5270MHz	
ANT	5	
Pol.	Horizontal	Fundamental
Peak	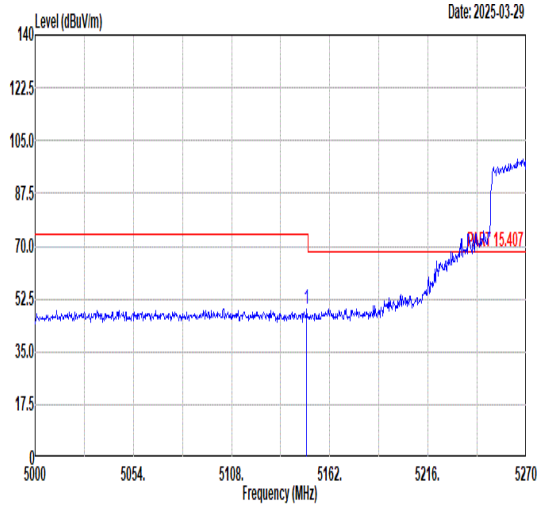 Freq Level Limit Line Margin Read Level Ant Factor Cable Loss Preamp Factor APos TPos Remark MHz dBuV/m dBuV/m dB dBuV dB/m dB dB cm deg 1 5149.31 49.34 74.00 -24.66 40.17 33.99 7.92 32.74 100 66 PEAK	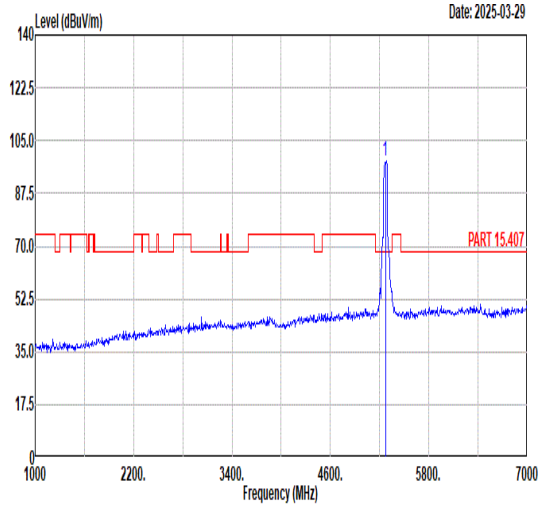 Freq Level Limit Line Margin Read Level Ant Factor Cable Loss Preamp Factor APos TPos Remark MHz dBuV/m dBuV/m dB dBuV dB/m dB dB cm deg 1 5270.00 98.47 ------ ------ 88.93 34.07 8.15 32.68 100 66 PEAK
Avg	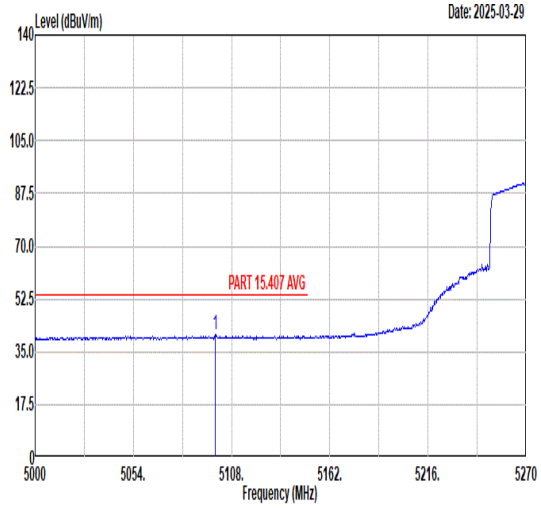 Freq Level Limit Line Margin Read Level Ant Factor Cable Loss Preamp Factor APos TPos Remark MHz dBuV/m dBuV/m dB dBuV dB/m dB dB cm deg 1 5099.09 40.80 54.00 -13.20 31.72 33.96 7.88 32.76 100 66 AVERAGE	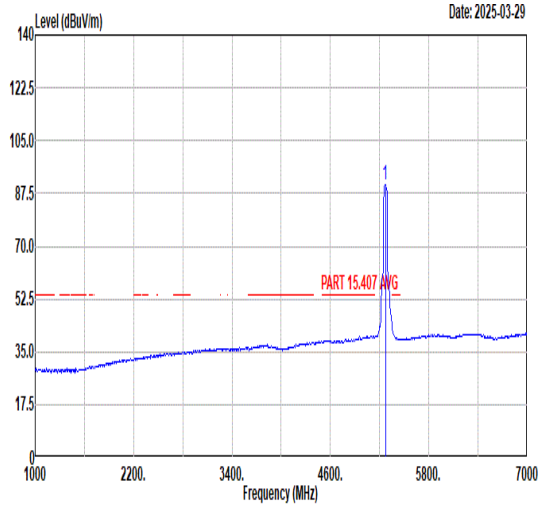 Freq Level Limit Line Margin Read Level Ant Factor Cable Loss Preamp Factor APos TPos Remark MHz dBuV/m dBuV/m dB dBuV dB/m dB dB cm deg 1 5270.00 90.47 ------ ------ 81.00 34.06 8.10 32.69 100 66 AVERAGE

Mode	33	
	Band Edge - R	
	U-NII-2A_5.25-5.35_802.11ax HE40_CH54_Full_5270MHz	
ANT	5	
Pol.	Horizontal	Fundamental
Peak	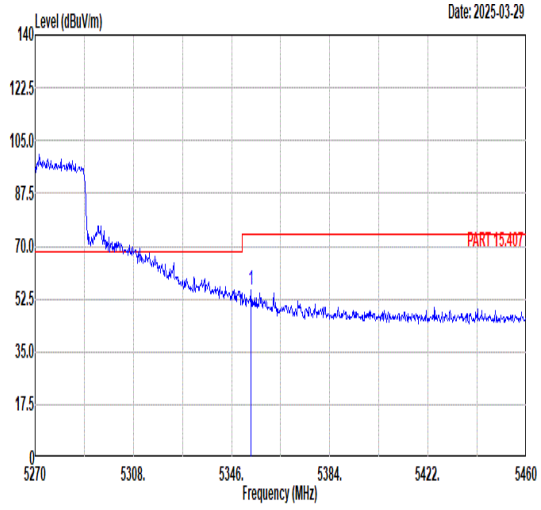 Freq Level Limit Line Margin Read Level Ant Factor Cable Loss Preamp Factor APos TPos Remark MHz dBuV/m dBuV/m dB dBuV dB/m dB dB cm deg 1 5353.41 55.65 74.00 -18.35 45.86 34.11 8.34 32.66 100 66 PEAK	Blank
Avg	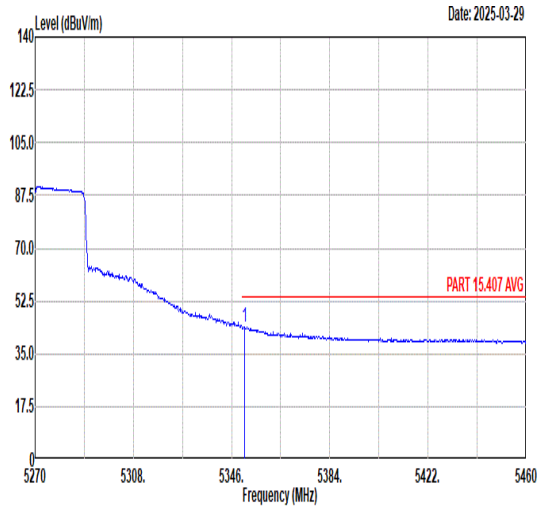 Freq Level Limit Line Margin Read Level Ant Factor Cable Loss Preamp Factor APos TPos Remark MHz dBuV/m dBuV/m dB dBuV dB/m dB dB cm deg 1 5350.94 43.75 54.00 -10.25 33.97 34.11 8.33 32.66 100 66 AVERAGE	Blank

Mode	33	
	Band Edge - L	
	U-NII-2A_5.25-5.35_802.11ax HE40_CH54_Full_5270MHz	
ANT	5	
Pol.	Vertical	Fundamental
Peak	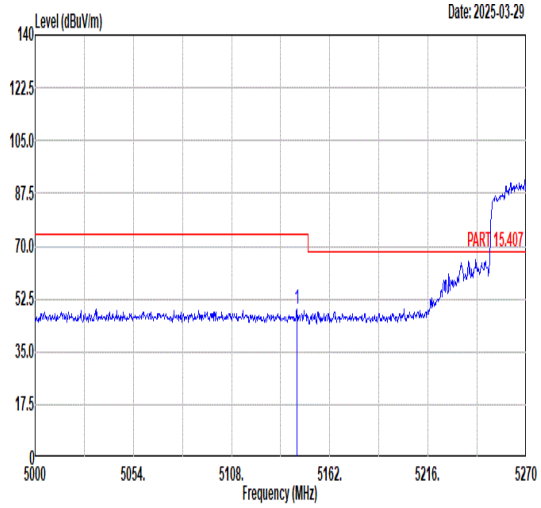 Freq Level Limit Line Margin Read Level Ant Factor Cable Loss Preamp Factor APos TPos Remark MHz dBuV/m dBuV/m dB dBuV dB/m dB dB cm deg 1 5143.91 49.06 74.00 -24.94 39.90 33.99 7.91 32.74 100 278 PEAK	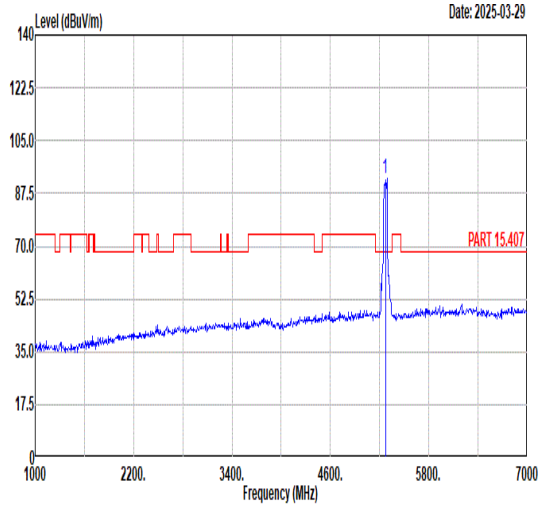 Freq Level Limit Line Margin Read Level Ant Factor Cable Loss Preamp Factor APos TPos Remark MHz dBuV/m dBuV/m dB dBuV dB/m dB dB cm deg 1 5270.00 92.38 ------ ------ 82.82 34.07 8.17 32.68 100 278 PEAK
Avg	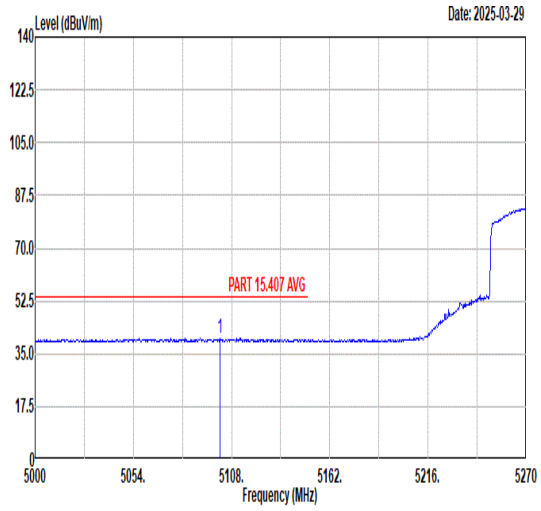 Freq Level Limit Line Margin Read Level Ant Factor Cable Loss Preamp Factor APos TPos Remark MHz dBuV/m dBuV/m dB dBuV dB/m dB dB cm deg 1 5101.79 40.10 54.00 -13.90 31.01 33.96 7.89 32.76 100 278 AVERAGE	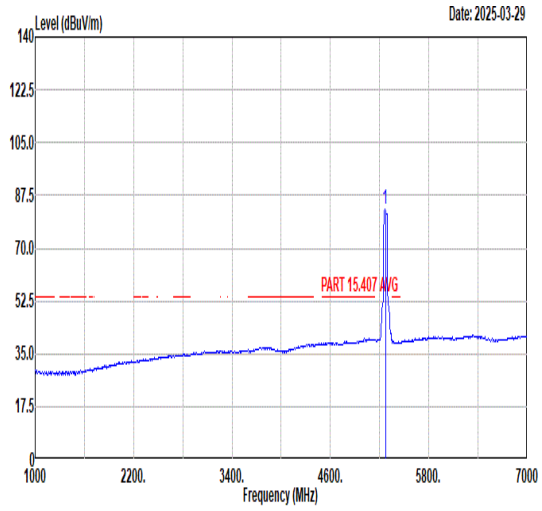 Freq Level Limit Line Margin Read Level Ant Factor Cable Loss Preamp Factor APos TPos Remark MHz dBuV/m dBuV/m dB dBuV dB/m dB dB cm deg 1 5270.00 82.71 ------ ------ 73.24 34.06 8.10 32.69 100 278 AVERAGE

Mode	33	
	Band Edge - R	
	U-NII-2A_5.25-5.35_802.11ax HE40_CH54_Full_5270MHz	
ANT	5	
Pol.	Vertical	Fundamental
Peak	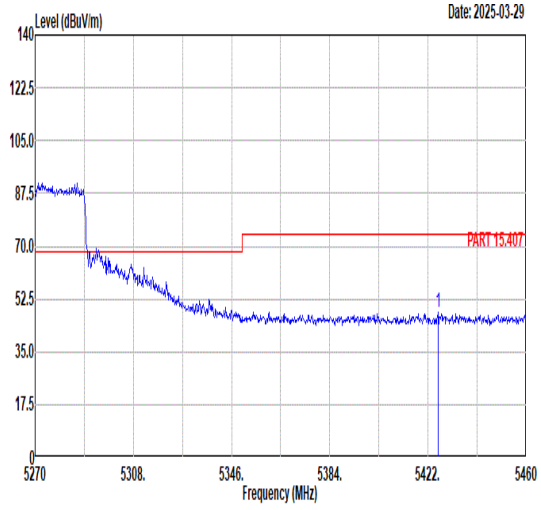 Freq Level Limit Line Margin Read Level Ant Factor Cable Loss Preamp Factor APos TPos Remark MHz dBuV/m dBuV/m dB dBuV dB/m dB dB cm deg 1 5425.80 48.26 74.00 -25.74 38.29 34.15 8.45 32.63 100 278 PEAK	Blank
Avg	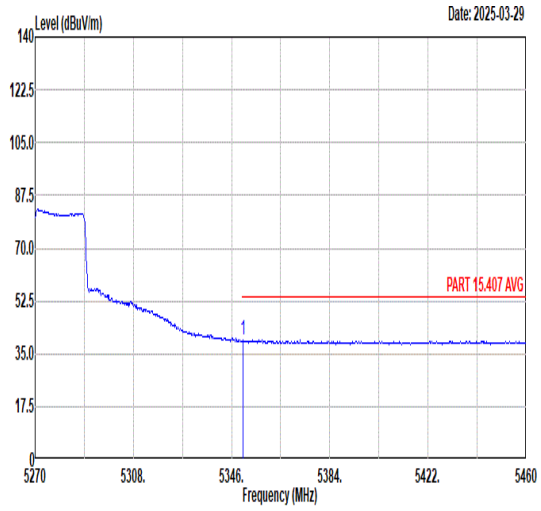 Freq Level Limit Line Margin Read Level Ant Factor Cable Loss Preamp Factor APos TPos Remark MHz dBuV/m dBuV/m dB dBuV dB/m dB dB cm deg 1 5350.56 39.60 54.00 -14.40 29.82 34.11 8.33 32.66 100 278 AVERAGE	Blank

Mode	33	
	Harmonic	
	U-NII-2A_5.25-5.35_802.11ax HE40_CH54_Full_5270MHz	
ANT	5	
Pol.	Horizontal	Vertical
Peak Avg	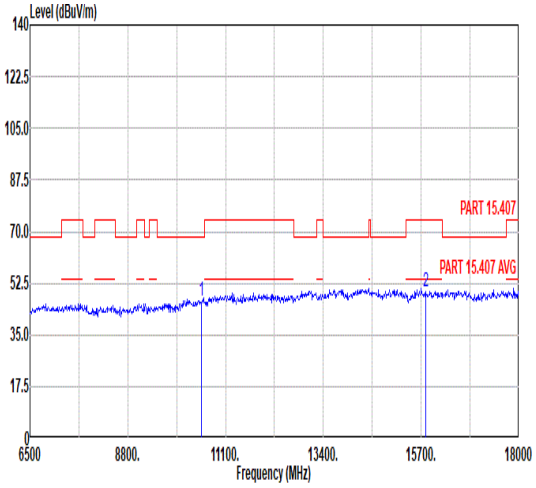 Freq Level Limit Line Margin Read Level Ant Factor Cable Loss Preamp Factor APos TPos Remark MHz dBuV/m dBuV/m dB dBuV dB/m dB dB cm deg 1 10540.00 46.26 68.30 -22.04 56.62 37.58 10.86 58.80 -- -- Peak 2 15810.00 49.47 74.00 -24.53 56.44 39.53 12.71 59.21 -- -- Peak	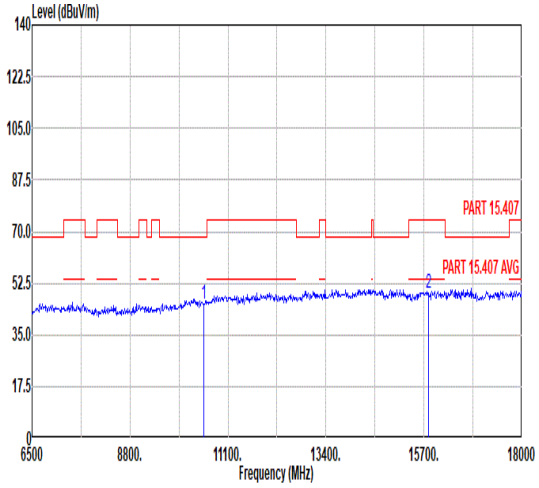 Freq Level Limit Line Margin Read Level Ant Factor Cable Loss Preamp Factor APos TPos Remark MHz dBuV/m dBuV/m dB dBuV dB/m dB dB cm deg 1 10540.00 45.57 68.30 -22.73 55.93 37.58 10.86 58.80 -- -- Peak 2 15810.00 49.17 74.00 -24.83 56.14 39.53 12.71 59.21 -- -- Peak

Mode	34	
	Band Edge - L	
	U-NII-2A_5.25-5.35_802.11ax HE40_CH62_Full_5310MHz	
ANT	5	
Pol.	Horizontal	Fundamental
Peak	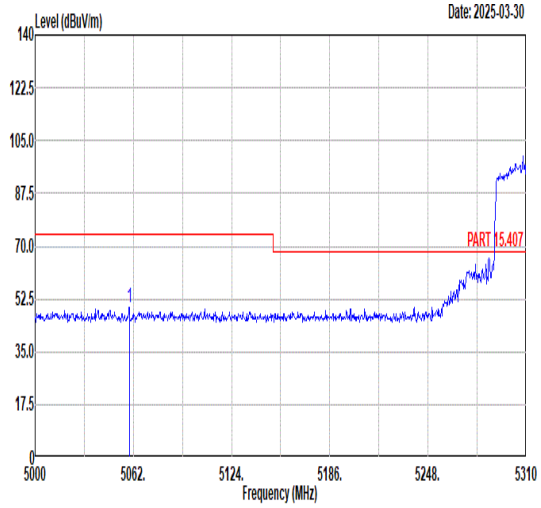 Freq Level Limit Line Margin Read Level Ant Factor Cable Loss Preamp Factor APos TPos Remark MHz dBuV/m dBuV/m dB dBuV dB/m dB dB cm deg 1 5059.52 49.55 74.00 -24.45 40.53 33.94 7.86 32.78 100 61 PEAK	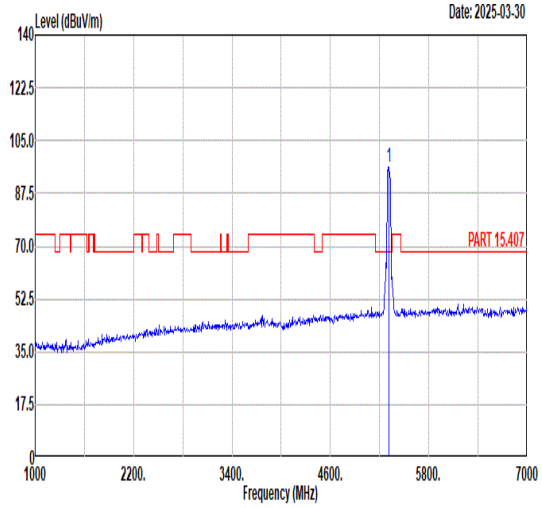 Freq Level Limit Line Margin Read Level Ant Factor Cable Loss Preamp Factor APos TPos Remark MHz dBuV/m dBuV/m dB dBuV dB/m dB dB cm deg 1 5310.00 96.26 ------ ------ 86.61 34.09 8.23 32.67 100 61 PEAK
Avg	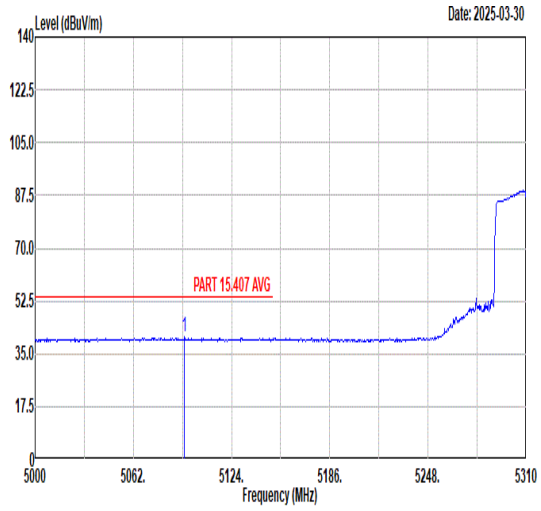 Freq Level Limit Line Margin Read Level Ant Factor Cable Loss Preamp Factor APos TPos Remark MHz dBuV/m dBuV/m dB dBuV dB/m dB dB cm deg 1 5094.24 40.63 54.00 -13.37 31.55 33.96 7.88 32.76 100 61 AVERAGE	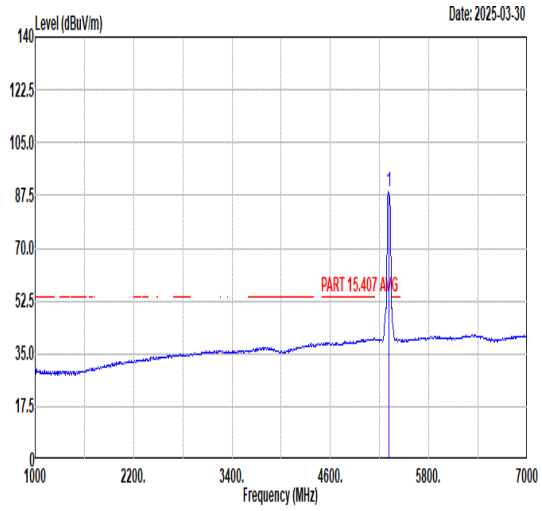 Freq Level Limit Line Margin Read Level Ant Factor Cable Loss Preamp Factor APos TPos Remark MHz dBuV/m dBuV/m dB dBuV dB/m dB dB cm deg 1 5310.00 88.73 ------ ------ 79.10 34.08 8.22 32.67 100 61 AVERAGE

Mode	34	
	Band Edge - R	
	U-NII-2A_5.25-5.35_802.11ax HE40_CH62_Full_5310MHz	
ANT	5	
Pol.	Horizontal	Fundamental
Peak	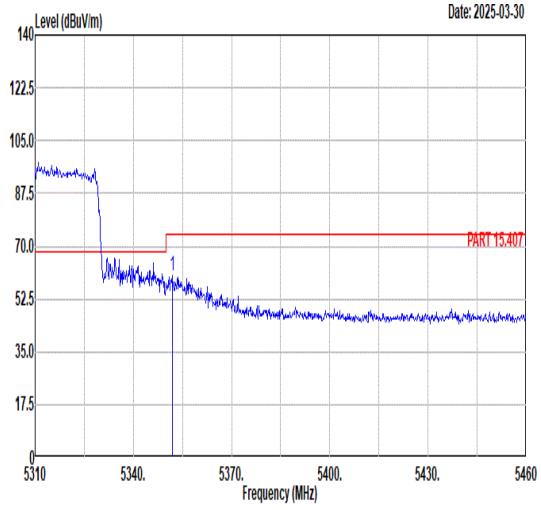 Freq Level Limit Line Margin Read Level Ant Factor Cable Loss Preamp Factor APos TPos Remark MHz dBuV/m dBuV/m dB dBuV dB/m dB dB cm deg 1 5351.85 60.11 74.00 -13.89 50.33 34.11 8.33 32.66 100 61 PEAK	Blank
Avg	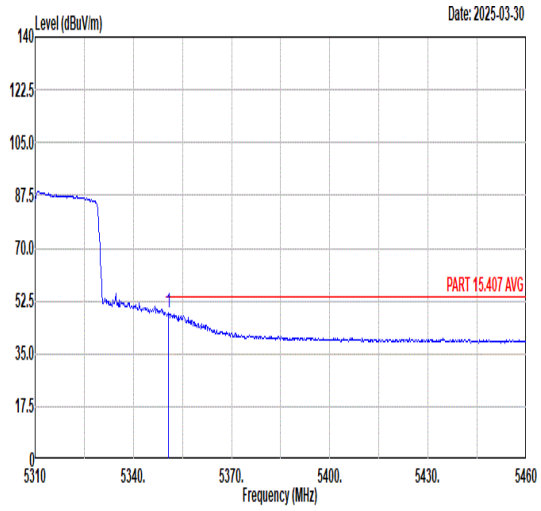 Freq Level Limit Line Margin Read Level Ant Factor Cable Loss Preamp Factor APos TPos Remark MHz dBuV/m dBuV/m dB dBuV dB/m dB dB cm deg 1 5350.80 48.77 54.00 -5.23 38.99 34.11 8.33 32.66 100 61 AVERAGE	Blank

Mode	34	
	Band Edge - L	
	U-NII-2A_5.25-5.35_802.11ax HE40_CH62_Full_5310MHz	
ANT	5	
Pol.	Vertical	Fundamental
Peak	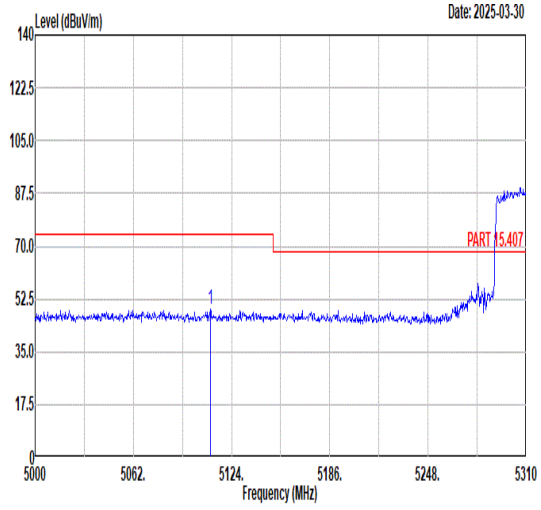 Freq Level Limit Line Margin Read Level Ant Factor Cable Loss Preamp Factor APos TPos Remark MHz dBuV/m dBuV/m dB dBuV dB/m dB dB cm deg 1 5110.67 49.04 74.00 -24.96 39.93 33.97 7.89 32.75 100 279 PEAK	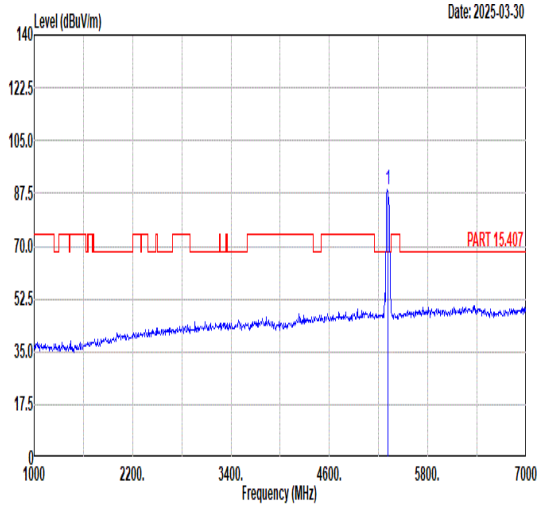 Freq Level Limit Line Margin Read Level Ant Factor Cable Loss Preamp Factor APos TPos Remark MHz dBuV/m dBuV/m dB dBuV dB/m dB dB cm deg 1 5310.00 88.95 ------ ------ 79.32 34.08 8.22 32.67 100 279 PEAK
Avg	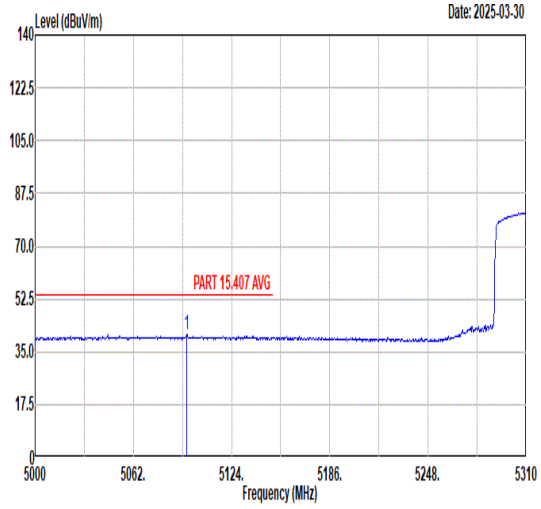 Freq Level Limit Line Margin Read Level Ant Factor Cable Loss Preamp Factor APos TPos Remark MHz dBuV/m dBuV/m dB dBuV dB/m dB dB cm deg 1 5095.79 40.75 54.00 -13.25 31.67 33.96 7.88 32.76 100 279 AVERAGE	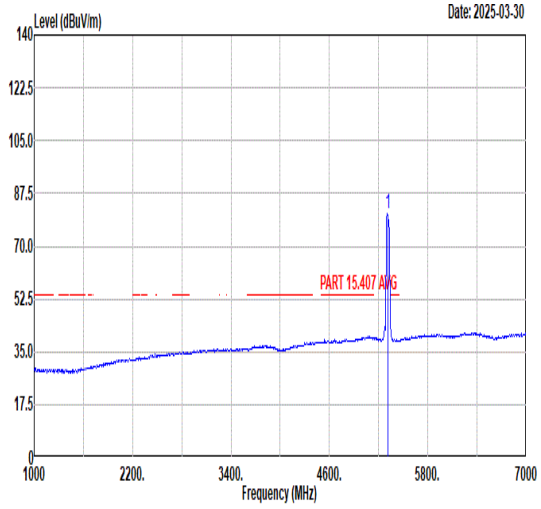 Freq Level Limit Line Margin Read Level Ant Factor Cable Loss Preamp Factor APos TPos Remark MHz dBuV/m dBuV/m dB dBuV dB/m dB dB cm deg 1 5310.00 80.81 ------ ------ 71.18 34.08 8.22 32.67 100 279 AVERAGE

Mode	34	
	Band Edge - R	
	U-NII-2A_5.25-5.35_802.11ax HE40_CH62_Full_5310MHz	
ANT	5	
Pol.	Vertical	Fundamental
Peak	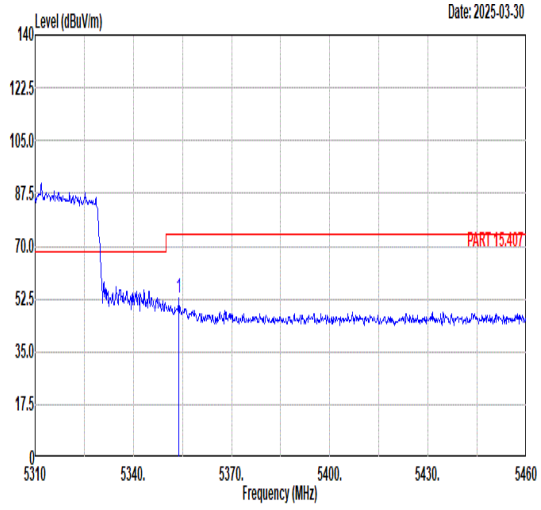 Freq Level Limit Line Margin Read Level Ant Factor Cable Loss Preamp Factor APos TPos Remark MHz dBuV/m dBuV/m dB dBuV dB/m dB dB cm deg 1 5353.95 52.75 74.00 -21.25 42.96 34.11 8.34 32.66 100 279 PEAK	Blank
Avg	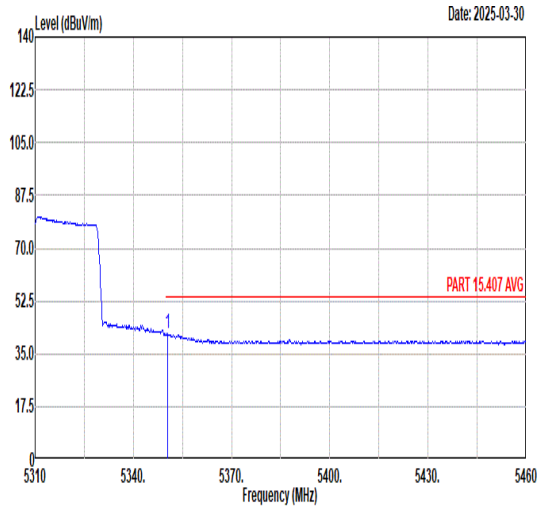 Freq Level Limit Line Margin Read Level Ant Factor Cable Loss Preamp Factor APos TPos Remark MHz dBuV/m dBuV/m dB dBuV dB/m dB dB cm deg 1 5350.50 41.77 54.00 -12.23 31.99 34.11 8.33 32.66 100 279 AVERAGE	Blank

Mode	34	
	Harmonic	
	U-NII-2A_5.25-5.35_802.11ax HE40_CH62_Full_5310MHz	
ANT	5	
Pol.	Horizontal	Vertical
Peak Avg	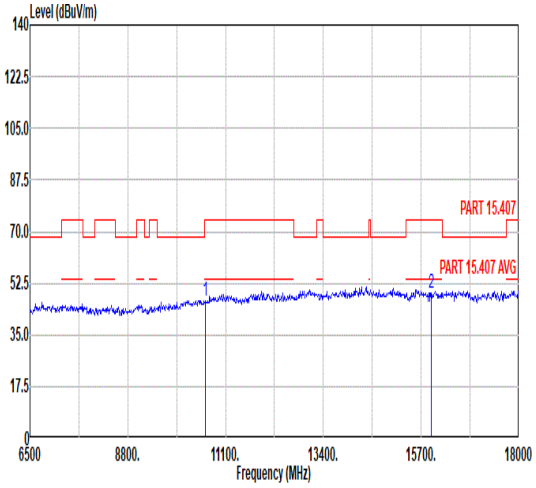 Freq Level Limit Line Margin Read Level Ant Factor Cable Loss Preamp Factor APos TPos Remark MHz dBuV/m dBuV/m dB dBuV dB/m dB dB cm deg 1 10620.00 46.33 74.00 -27.67 56.38 37.74 10.92 58.71 -- -- Peak 2 15930.00 49.33 74.00 -24.67 56.40 39.57 12.70 59.34 -- -- Peak	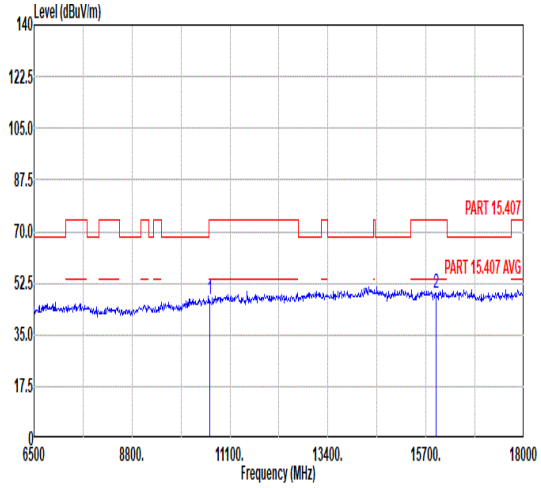 Freq Level Limit Line Margin Read Level Ant Factor Cable Loss Preamp Factor APos TPos Remark MHz dBuV/m dBuV/m dB dBuV dB/m dB dB cm deg 1 10620.00 47.03 74.00 -26.97 57.08 37.74 10.92 58.71 -- -- Peak 2 15930.00 49.21 74.00 -24.79 56.28 39.57 12.70 59.34 -- -- Peak

Mode	35	
	Band Edge - L	
	U-NII-2C_5.47-5.725_802.11ax HE40_CH102_Full_5510MHz	
ANT	5	
Pol.	Horizontal	Fundamental
Peak	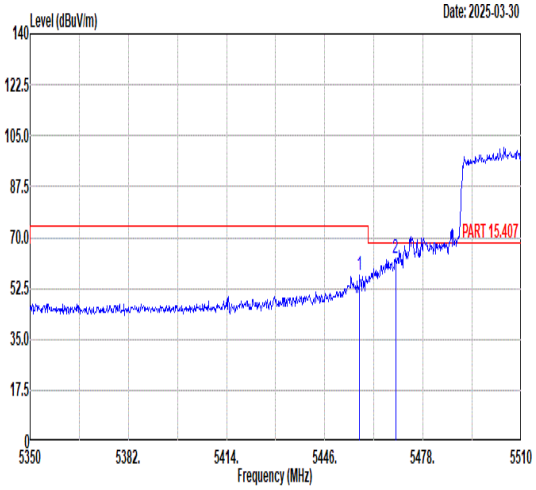 Freq Level Limit Line Margin Read Level Ant Factor Cable Loss Preamp Factor APos TPos Remark MHz dBuV/m dBuV/m dB dBuV dB/m dB dB cm deg 1 5457.36 56.81 74.00 -17.19 46.84 34.17 8.41 32.61 100 39 PEAK 2 5469.04 63.05 68.30 -5.25 53.08 34.18 8.40 32.61 100 39 PEAK	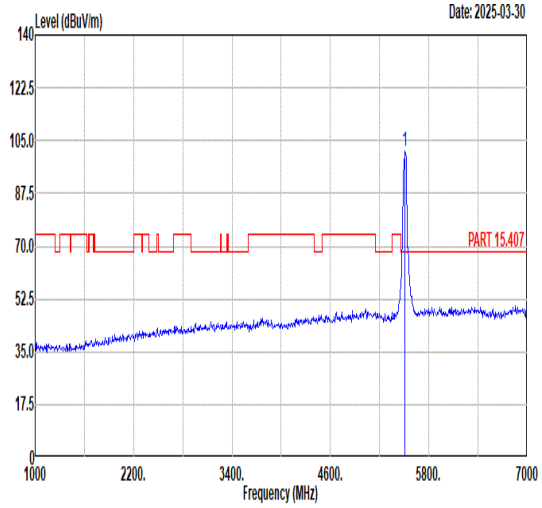 Freq Level Limit Line Margin Read Level Ant Factor Cable Loss Preamp Factor APos TPos Remark MHz dBuV/m dBuV/m dB dBuV dB/m dB dB cm deg 1 5510.00 101.58 ------ ------ 91.65 34.21 8.34 32.62 100 39 PEAK
Avg	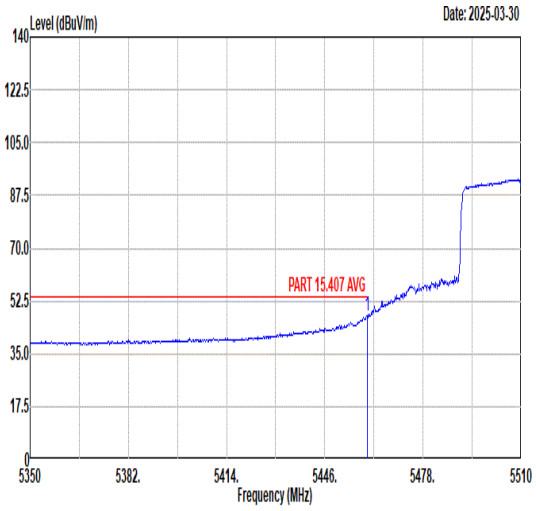 Freq Level Limit Line Margin Read Level Ant Factor Cable Loss Preamp Factor APos TPos Remark MHz dBuV/m dBuV/m dB dBuV dB/m dB dB cm deg 1 5459.92 47.45 54.00 -6.55 37.48 34.17 8.41 32.61 100 39 AVERAGE	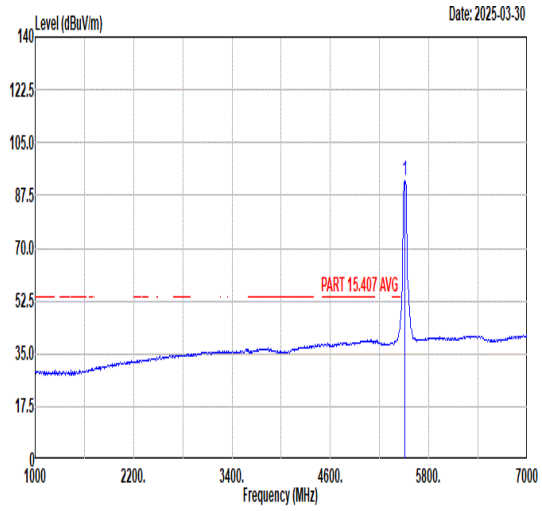 Freq Level Limit Line Margin Read Level Ant Factor Cable Loss Preamp Factor APos TPos Remark MHz dBuV/m dBuV/m dB dBuV dB/m dB dB cm deg 1 5510.00 92.63 ------ ------ 82.70 34.21 8.34 32.62 100 39 AVERAGE

Mode	35	
	Band Edge - R	
	U-NII-2C_5.47-5.725_802.11ax HE40_CH102_Full_5510MHz	
ANT	5	
Pol.	Horizontal	Fundamental
Peak	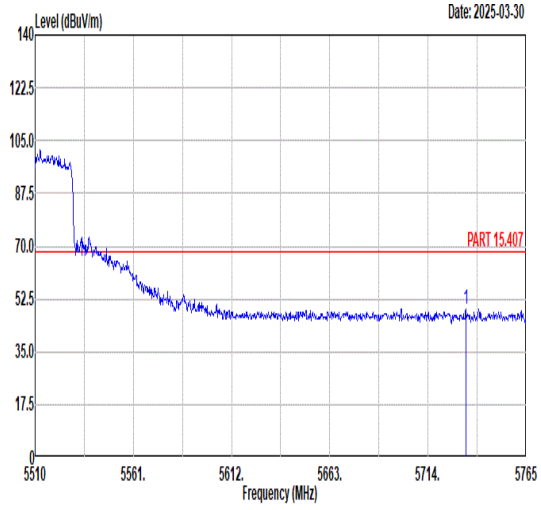 Freq Level Limit Line Margin Read Level Ant Factor Cable Loss Preamp Factor APos TPos Remark MHz dBuV/m dBuV/m dB dBuV dB/m dB dB cm deg 1 5733.64 49.23 68.30 -19.07 38.69 34.62 8.71 32.79 100 39 PEAK	Blank

Mode	35	
	Band Edge - L	
	U-NII-2C_5.47-5.725_802.11ax HE40_CH102_Full_5510MHz	
ANT	5	
Pol.	Vertical	Fundamental
Peak	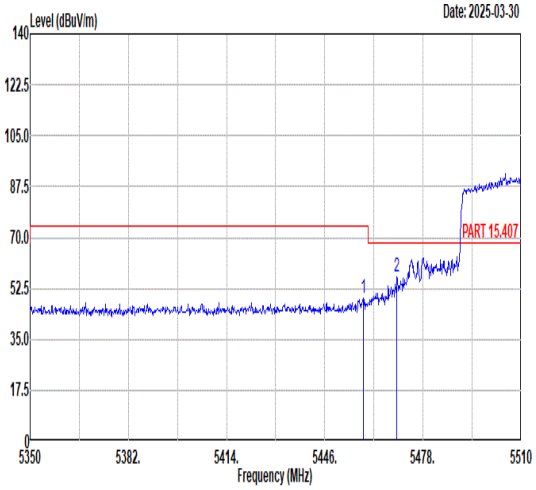 Freq Level Limit Line Margin Read Level Ant Factor Cable Loss Preamp Factor APos TPos Remark MHz dBuV/m dBuV/m dB dBuV dB/m dB dB cm deg 1 5458.48 48.99 74.00 -25.01 39.02 34.17 8.41 32.61 100 278 PEAK 2 5469.52 56.34 68.30 -11.96 46.37 34.18 8.40 32.61 100 278 PEAK	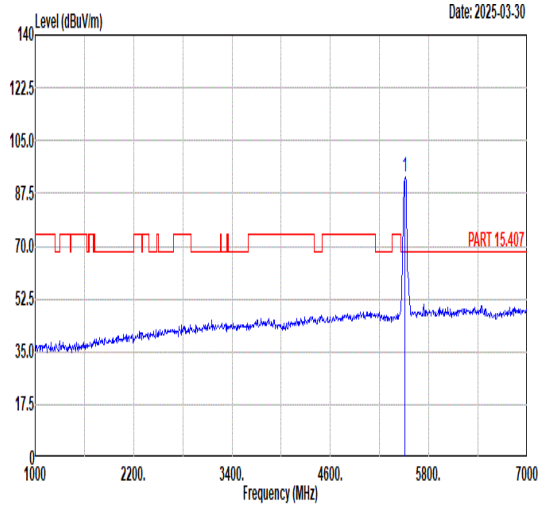 Freq Level Limit Line Margin Read Level Ant Factor Cable Loss Preamp Factor APos TPos Remark MHz dBuV/m dBuV/m dB dBuV dB/m dB dB cm deg 1 5510.00 92.94 ------ ------ 83.01 34.22 8.33 32.62 100 278 PEAK
Avg	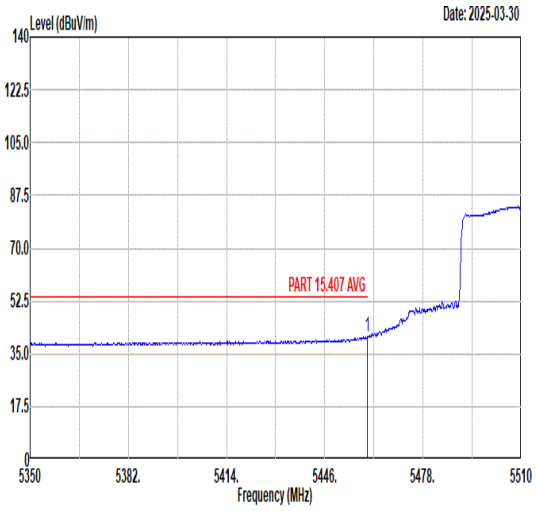 Freq Level Limit Line Margin Read Level Ant Factor Cable Loss Preamp Factor APos TPos Remark MHz dBuV/m dBuV/m dB dBuV dB/m dB dB cm deg 1 5459.76 40.65 54.00 -13.35 30.68 34.17 8.41 32.61 100 278 AVERAGE	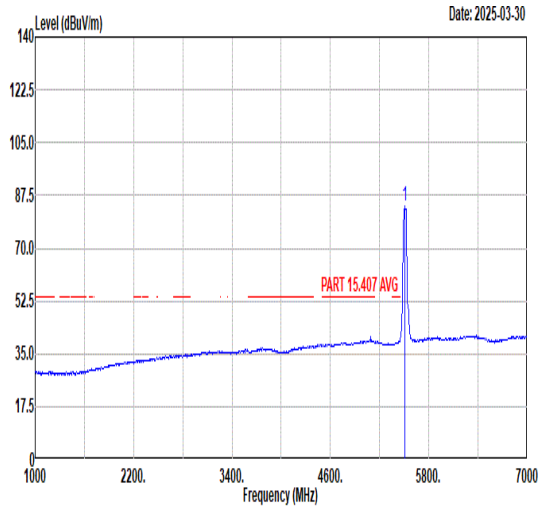 Freq Level Limit Line Margin Read Level Ant Factor Cable Loss Preamp Factor APos TPos Remark MHz dBuV/m dBuV/m dB dBuV dB/m dB dB cm deg 1 5510.00 83.92 ------ ------ 73.99 34.21 8.34 32.62 100 278 AVERAGE

Mode	35	
	Band Edge - R	
	U-NII-2C_5.47-5.725_802.11ax HE40_CH102_Full_5510MHz	
ANT	5	
Pol.	Vertical	Fundamental
Peak	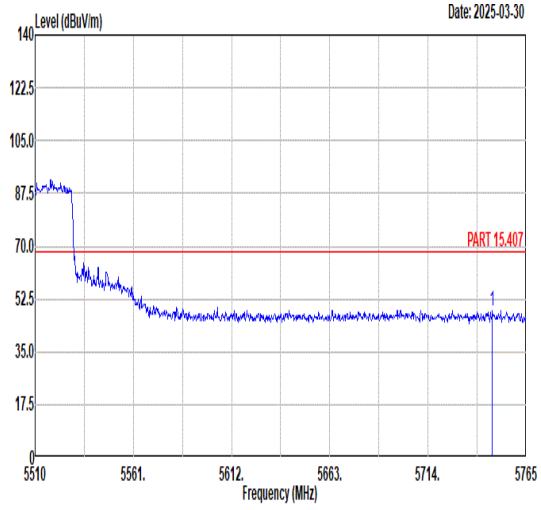 Freq Level Limit Line Margin Read Level Ant Factor Cable Loss Preamp Factor APos TPos Remark MHz dBuV/m dBuV/m dB dBuV dB/m dB dB cm deg 1 5747.41 48.54 68.30 -19.76 37.94 34.64 8.76 32.80 100 278 PEAK	Blank

Mode	35	
	Harmonic	
	U-NII-2C_5.47-5.725_802.11ax HE40_CH102_Full_5510MHz	
ANT	5	
Pol.	Horizontal	Vertical
Peak Avg	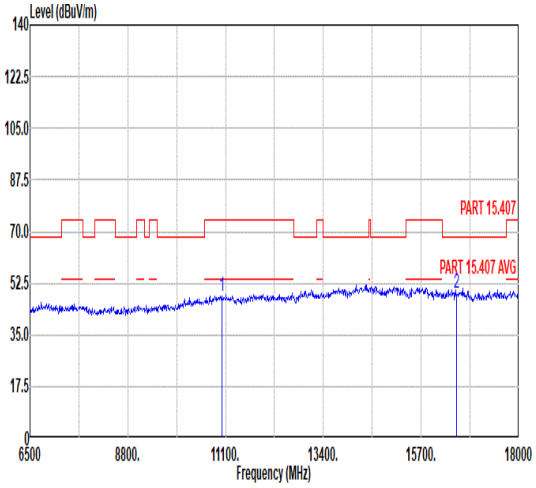 Freq Level Limit Line Margin Read Level Ant Factor Cable Loss Preamp Factor APos TPos Remark MHz dBuV/m dBuV/m dB dBuV dB/m dB dB cm deg 1 11020.00 48.28 74.00 -25.72 56.90 38.43 11.22 58.27 -- -- Peak 2 16530.00 49.23 68.30 -19.07 54.70 40.42 12.92 58.81 -- -- Peak	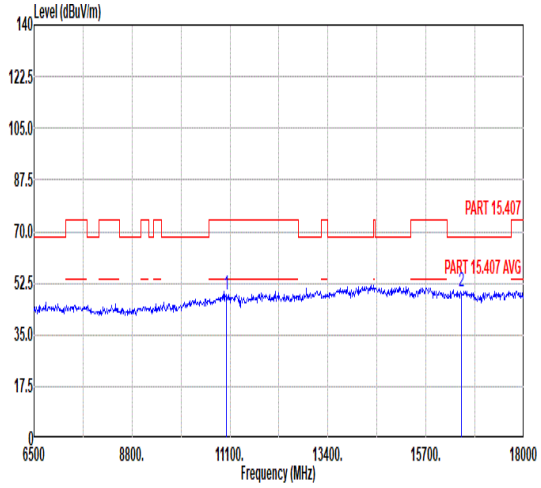 Freq Level Limit Line Margin Read Level Ant Factor Cable Loss Preamp Factor APos TPos Remark MHz dBuV/m dBuV/m dB dBuV dB/m dB dB cm deg 1 11020.00 48.48 74.00 -25.52 57.10 38.43 11.22 58.27 -- -- Peak 2 16530.00 49.40 68.30 -18.90 54.87 40.42 12.92 58.81 -- -- Peak

Mode	36	
	Band Edge - L	
	U-NII-2C_5.47-5.725_802.11ax HE40_CH110_Full_5550MHz	
ANT	5	
Pol.	Horizontal	Fundamental
Peak	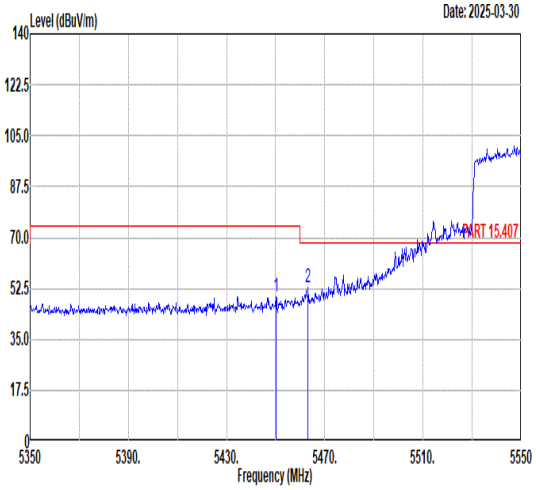 Freq Level Limit Line Margin Read Level Ant Factor Cable Loss Preamp Factor APos TPos Remark MHz dBuV/m dBuV/m dB dBuV dB/m dB dB cm deg 1 5450.20 49.52 74.00 -24.48 39.55 34.17 8.42 32.62 100 37 PEAK 2 5463.20 52.77 68.30 -15.53 42.79 34.18 8.41 32.61 100 37 PEAK	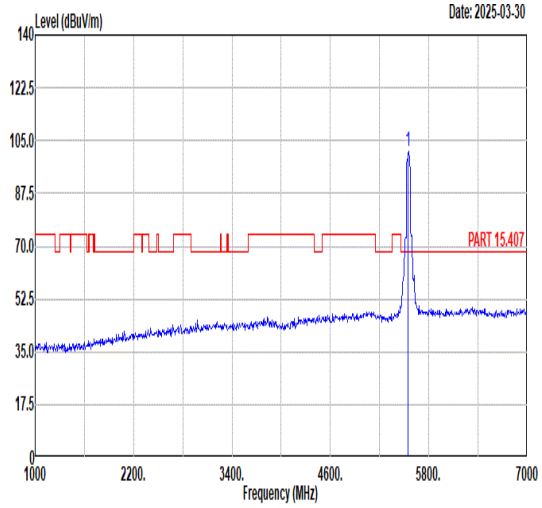 Freq Level Limit Line Margin Read Level Ant Factor Cable Loss Preamp Factor APos TPos Remark MHz dBuV/m dBuV/m dB dBuV dB/m dB dB cm deg 1 5550.00 101.34 ------ ------ 91.42 34.29 8.28 32.65 100 37 PEAK
Avg	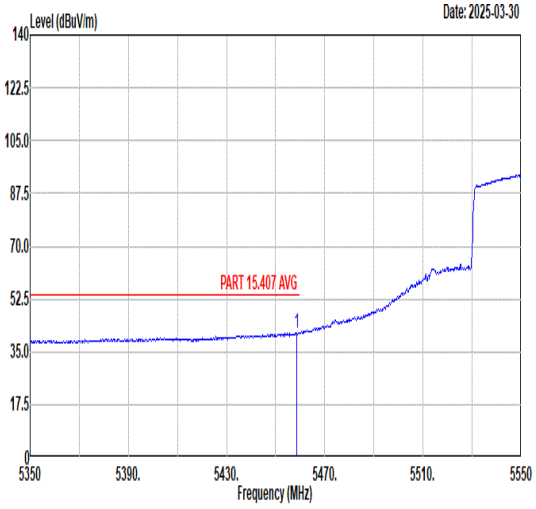 Freq Level Limit Line Margin Read Level Ant Factor Cable Loss Preamp Factor APos TPos Remark MHz dBuV/m dBuV/m dB dBuV dB/m dB dB cm deg 1 5458.60 41.34 54.00 -12.66 31.37 34.17 8.41 32.61 100 37 AVERAGE	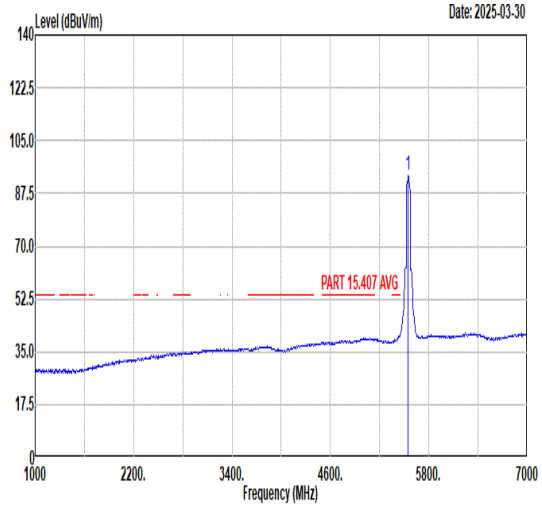 Freq Level Limit Line Margin Read Level Ant Factor Cable Loss Preamp Factor APos TPos Remark MHz dBuV/m dBuV/m dB dBuV dB/m dB dB cm deg 1 5550.00 93.34 ------ ------ 83.41 34.28 8.29 32.64 100 37 AVERAGE

Mode	36	
	Band Edge - R	
	U-NII-2C_5.47-5.725_802.11ax HE40_CH110_Full_5550MHz	
ANT	5	
Pol.	Horizontal	Fundamental
Peak	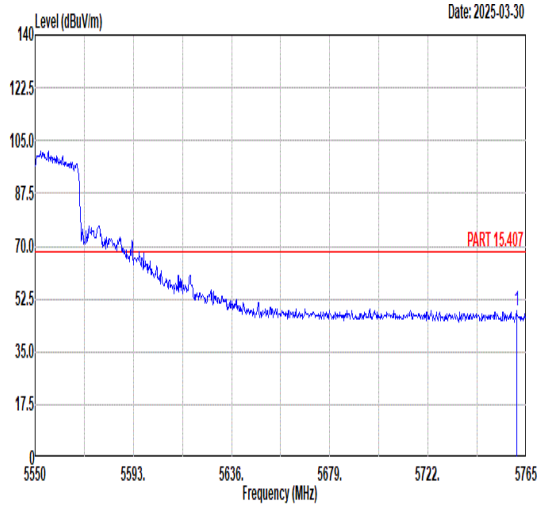 Freq Level Limit Line Margin Read Level Ant Factor Cable Loss Preamp Factor APos TPos Remark MHz dBuV/m dBuV/m dB dBuV dB/m dB dB cm deg 1 5760.70 48.79 68.30 -19.51 38.12 34.67 8.81 32.81 100 37 PEAK	Blank

Mode	36	
	Band Edge - L	
	U-NII-2C_5.47-5.725_802.11ax HE40_CH110_Full_5550MHz	
ANT	5	
Pol.	Vertical	Fundamental
Peak	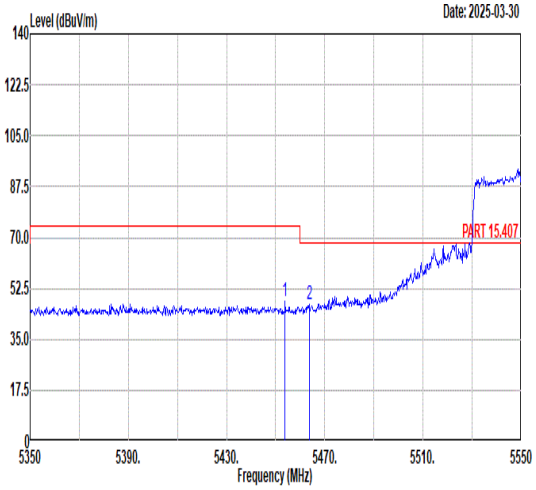 Freq Level Limit Line Margin Read Level Ant Factor Cable Loss Preamp Factor APos TPos Remark MHz dBuV/m dBuV/m dB dBuV dB/m dB dB cm deg 1 5453.80 48.03 74.00 -25.97 38.06 34.17 8.42 32.62 100 278 PEAK 2 5463.80 47.04 68.30 -21.26 37.07 34.18 8.40 32.61 100 278 PEAK	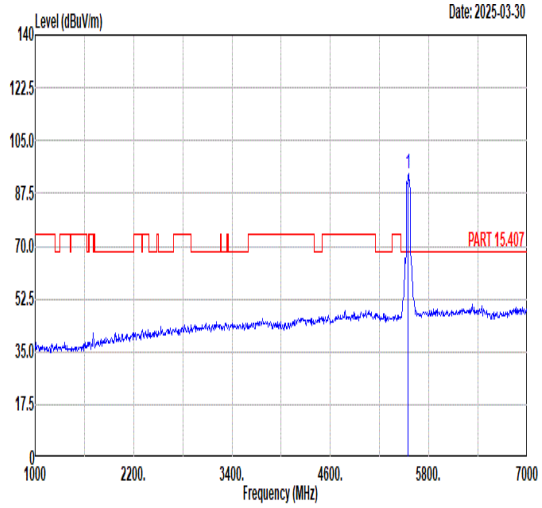 Freq Level Limit Line Margin Read Level Ant Factor Cable Loss Preamp Factor APos TPos Remark MHz dBuV/m dBuV/m dB dBuV dB/m dB dB cm deg 1 5550.00 93.85 ------ ------ 83.93 34.29 8.28 32.65 100 278 PEAK
Avg	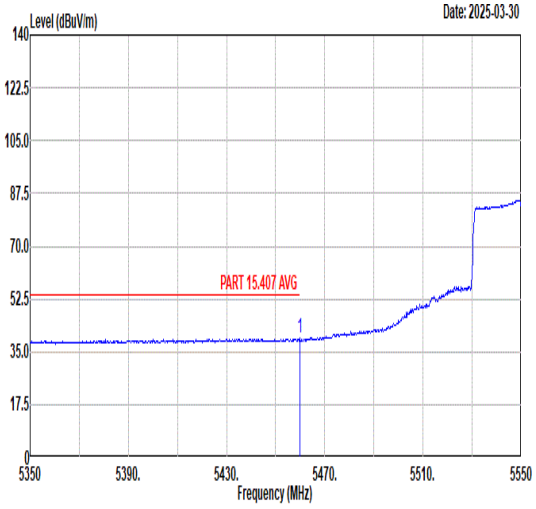 Freq Level Limit Line Margin Read Level Ant Factor Cable Loss Preamp Factor APos TPos Remark MHz dBuV/m dBuV/m dB dBuV dB/m dB dB cm deg 1 5459.80 39.37 54.00 -14.63 29.40 34.17 8.41 32.61 100 278 AVERAGE	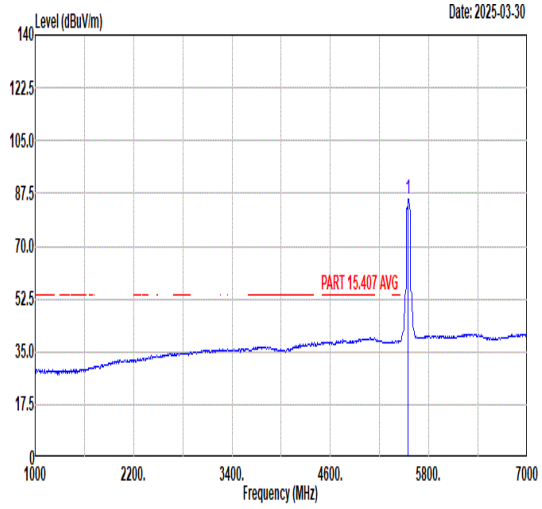 Freq Level Limit Line Margin Read Level Ant Factor Cable Loss Preamp Factor APos TPos Remark MHz dBuV/m dBuV/m dB dBuV dB/m dB dB cm deg 1 5550.00 85.73 ------ ------ 75.80 34.28 8.29 32.64 100 278 AVERAGE

Mode	36	
	Band Edge - R	
	U-NII-2C_5.47-5.725_802.11ax HE40_CH110_Full_5550MHz	
ANT	5	
Pol.	Vertical	Fundamental
Peak	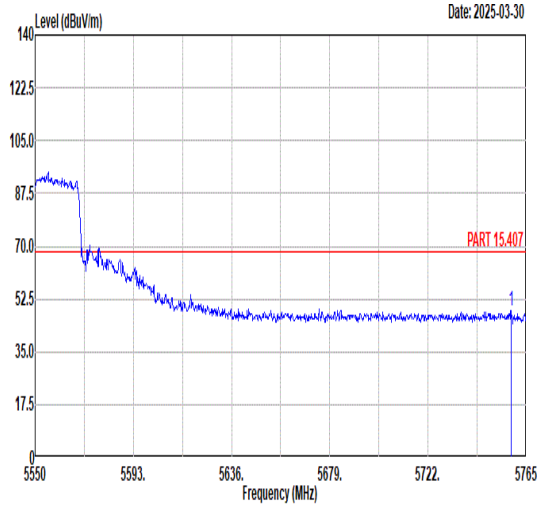 Freq Level Limit Line Margin Read Level Ant Factor Cable Loss Preamp Factor APos TPos Remark MHz dBuV/m dBuV/m dB dBuV dB/m dB dB cm deg 1 5758.34 48.76 68.30 -19.54 38.10 34.66 8.80 32.80 100 278 PEAK	Blank

Mode	36	
	Harmonic	
	U-NII-2C_5.47-5.725_802.11ax HE40_CH110_Full_5550MHz	
ANT	5	
Pol.	Horizontal	Vertical
Peak Avg	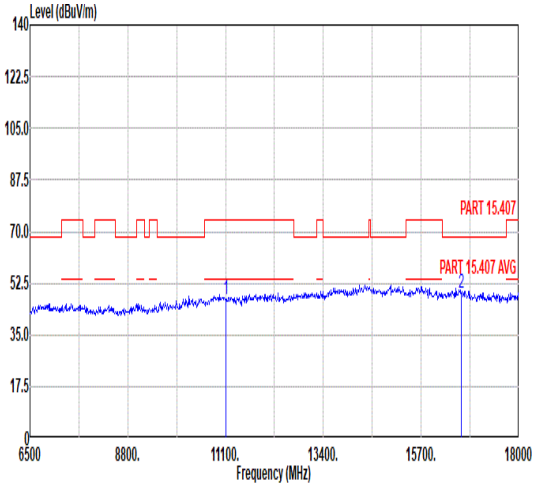 Freq Level Limit Line Margin Read Level Ant Factor Cable Loss Preamp Factor APos TPos Remark MHz dBuV/m dBuV/m dB dBuV dB/m dB dB cm deg 1 11100.00 47.25 74.00 -26.75 55.97 38.21 11.26 58.19 -- -- Peak 2 16650.00 48.92 68.30 -19.38 54.11 40.52 12.97 58.68 -- -- Peak	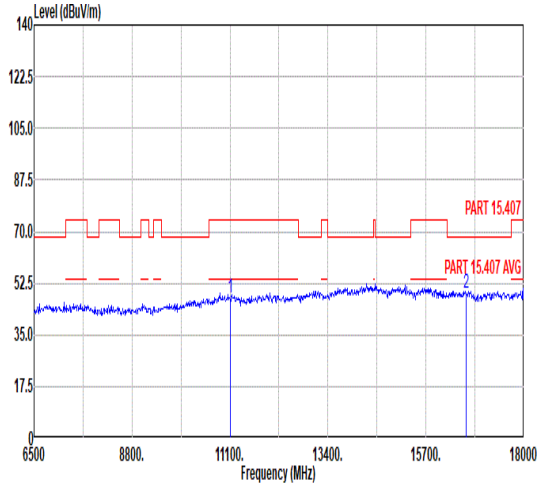 Freq Level Limit Line Margin Read Level Ant Factor Cable Loss Preamp Factor APos TPos Remark MHz dBuV/m dBuV/m dB dBuV dB/m dB dB cm deg 1 11100.00 47.41 74.00 -26.59 56.13 38.21 11.26 58.19 -- -- Peak 2 16650.00 49.01 68.30 -19.29 54.20 40.52 12.97 58.68 -- -- Peak

Mode	37	
	Band Edge - L	
	U-NII-2C_5.47-5.725_802.11ax HE40_CH134_Full_5670MHz	
ANT	5	
Pol.	Horizontal	Fundamental
Peak	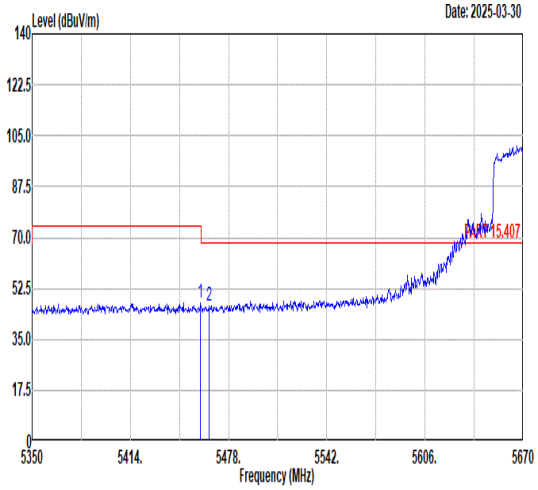 Freq Level Limit Line Margin Read Level Ant Factor Cable Loss Preamp Factor APos TPos Remark MHz dBuV/m dBuV/m dB dBuV dB/m dB dB cm deg 1 5459.76 47.38 74.00 -26.62 37.41 34.17 8.41 32.61 100 32 PEAK 2 5465.20 46.49 68.30 -21.81 36.52 34.18 8.40 32.61 100 32 PEAK	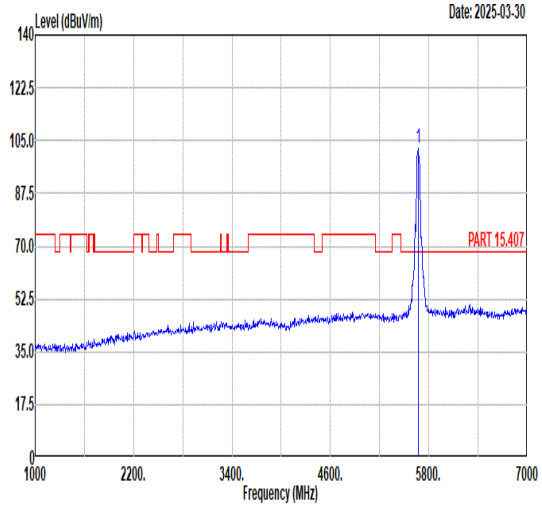 Freq Level Limit Line Margin Read Level Ant Factor Cable Loss Preamp Factor APos TPos Remark MHz dBuV/m dBuV/m dB dBuV dB/m dB dB cm deg 1 5670.00 102.66 ------ ------ 92.44 34.50 8.46 32.74 100 32 PEAK
Avg	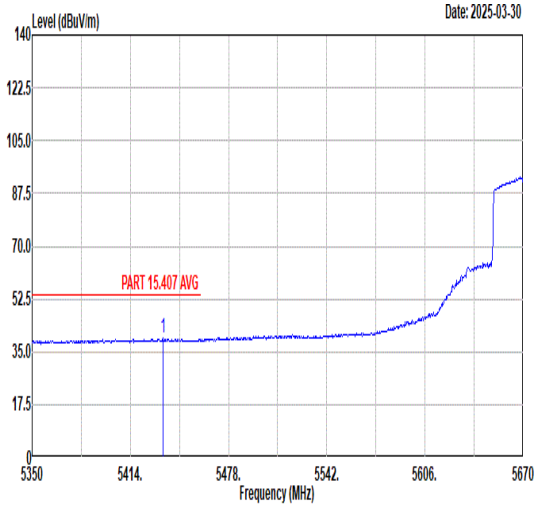 Freq Level Limit Line Margin Read Level Ant Factor Cable Loss Preamp Factor APos TPos Remark MHz dBuV/m dBuV/m dB dBuV dB/m dB dB cm deg 1 5435.12 39.42 54.00 -14.58 29.44 34.16 8.44 32.62 100 32 AVERAGE	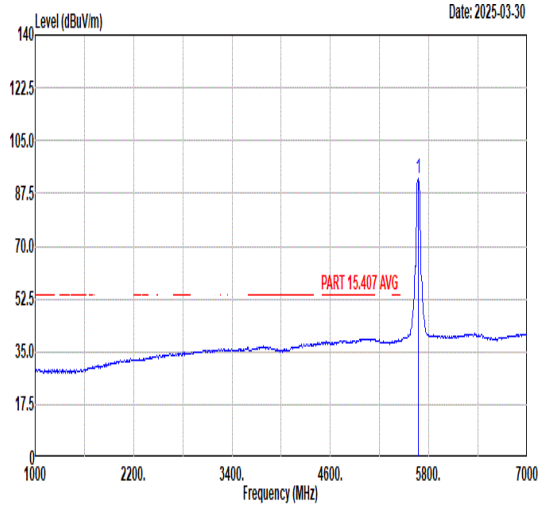 Freq Level Limit Line Margin Read Level Ant Factor Cable Loss Preamp Factor APos TPos Remark MHz dBuV/m dBuV/m dB dBuV dB/m dB dB cm deg 1 5670.00 92.46 ------ ------ 82.20 34.51 8.49 32.74 100 32 AVERAGE

Mode	37	
	Band Edge - R	
	U-NII-2C_5.47-5.725_802.11ax HE40_CH134_Full_5670MHz	
ANT	5	
Pol.	Horizontal	Fundamental
Peak	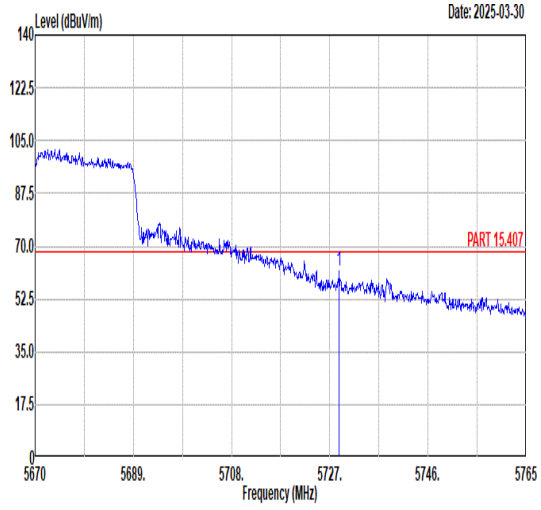 Freq Level Limit Line Margin Read Level Ant Factor Cable Loss Preamp Factor APos TPos Remark MHz dBuV/m dBuV/m dB dBuV dB/m dB dB cm deg 1 5728.81 61.80 68.30 -6.50 51.28 34.61 8.69 32.78 100 32 PEAK	Blank

Mode	37	
	Band Edge - L	
	U-NII-2C_5.47-5.725_802.11ax HE40_CH134_Full_5670MHz	
ANT	5	
Pol.	Vertical	Fundamental
Peak	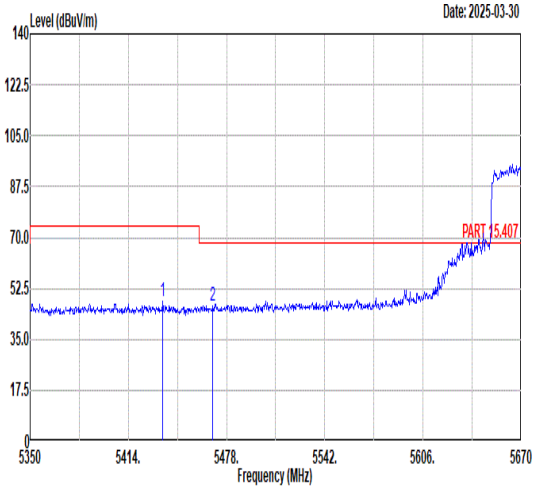 Freq Level Limit Line Margin Read Level Ant Factor Cable Loss Preamp Factor APos TPos Remark MHz dBuV/m dBuV/m dB dBuV dB/m dB dB cm deg 1 5436.40 48.08 74.00 -25.92 38.10 34.16 8.44 32.62 100 281 PEAK 2 5469.04 46.50 68.30 -21.80 36.53 34.18 8.40 32.61 100 281 PEAK	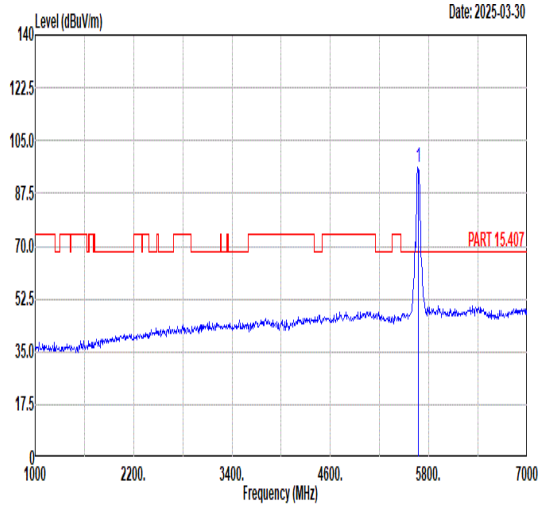 Freq Level Limit Line Margin Read Level Ant Factor Cable Loss Preamp Factor APos TPos Remark MHz dBuV/m dBuV/m dB dBuV dB/m dB dB cm deg 1 5670.00 96.25 ------ ------ 86.05 34.49 8.44 32.73 100 281 PEAK
Avg	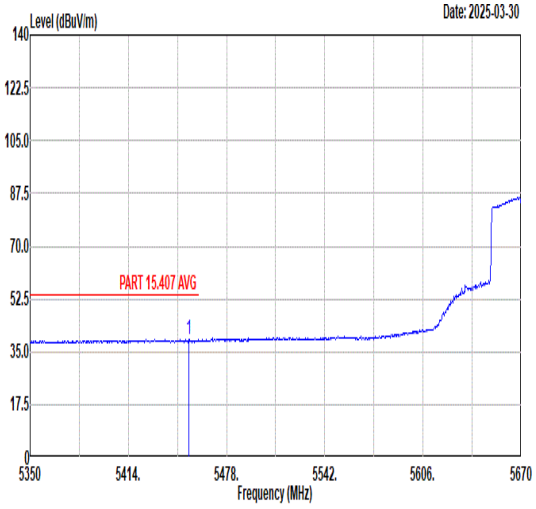 Freq Level Limit Line Margin Read Level Ant Factor Cable Loss Preamp Factor APos TPos Remark MHz dBuV/m dBuV/m dB dBuV dB/m dB dB cm deg 1 5453.36 39.12 54.00 -14.88 29.15 34.17 8.42 32.62 100 281 AVERAGE	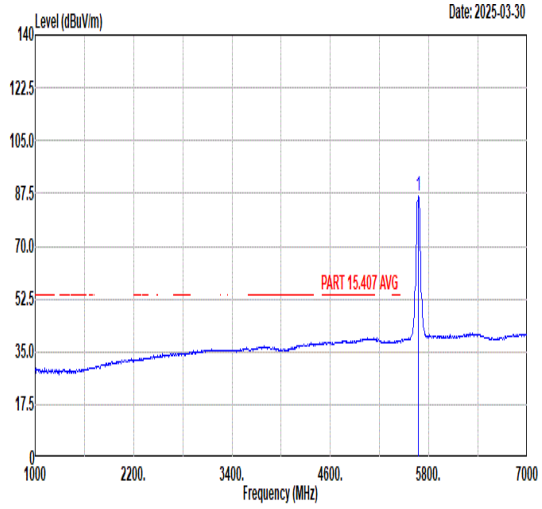 Freq Level Limit Line Margin Read Level Ant Factor Cable Loss Preamp Factor APos TPos Remark MHz dBuV/m dBuV/m dB dBuV dB/m dB dB cm deg 1 5670.00 86.41 ------ ------ 76.15 34.51 8.49 32.74 100 281 AVERAGE

Mode	37	
	Band Edge - R	
	U-NII-2C_5.47-5.725_802.11ax HE40_CH134_Full_5670MHz	
ANT	5	
Pol.	Vertical	Fundamental
Peak	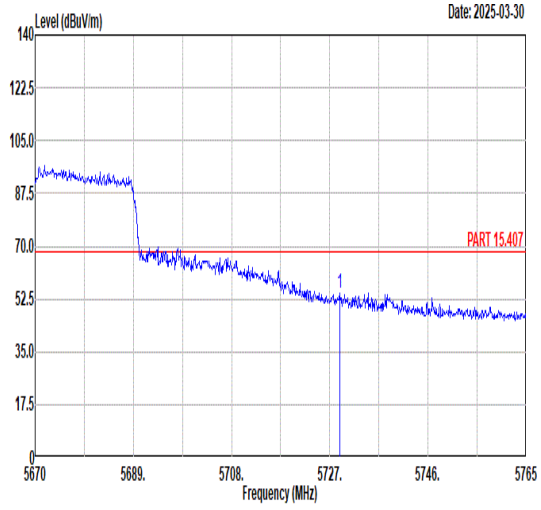 Freq Level Limit Line Margin Read Level Ant Factor Cable Loss Preamp Factor APos TPos Remark MHz dBuV/m dBuV/m dB dBuV dB/m dB dB cm deg 1 5728.90 54.47 68.30 -13.83 43.95 34.61 8.69 32.78 100 281 PEAK	Blank

Mode	37	
	Harmonic	
	U-NII-2C_5.47-5.725_802.11ax HE40_CH134_Full_5670MHz	
ANT	5	
Pol.	Horizontal	Vertical
Peak Avg	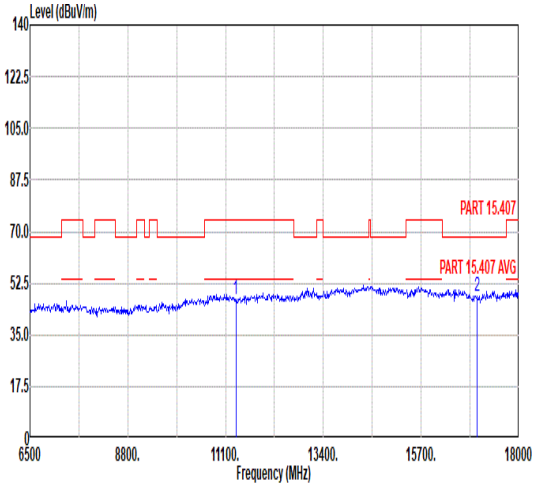 Freq Level Limit Line Margin Read Level Ant Factor Cable Loss Preamp Factor APos TPos Remark MHz dBuV/m dBuV/m dB dBuV dB/m dB dB cm deg 1 11340.00 46.81 74.00 -27.19 55.79 37.56 11.38 57.92 -- -- Peak 2 17010.00 47.85 68.30 -20.45 52.18 40.83 13.12 58.28 -- -- Peak	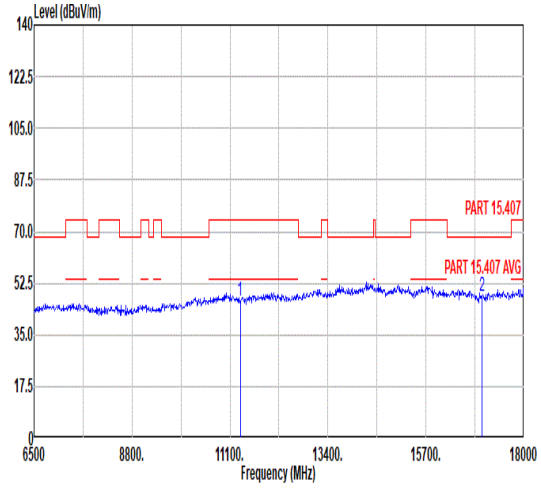 Freq Level Limit Line Margin Read Level Ant Factor Cable Loss Preamp Factor APos TPos Remark MHz dBuV/m dBuV/m dB dBuV dB/m dB dB cm deg 1 11340.00 46.59 74.00 -27.41 55.57 37.56 11.38 57.92 -- -- Peak 2 17010.00 47.86 68.30 -20.44 52.19 40.83 13.12 58.28 -- -- Peak

Mode	38	
	Band Edge - L	
	U-NII-1_5.15-5.25_802.11ax HE80_CH42_Full_5210MHz	
ANT	5	
Pol.	Horizontal	Fundamental
Peak	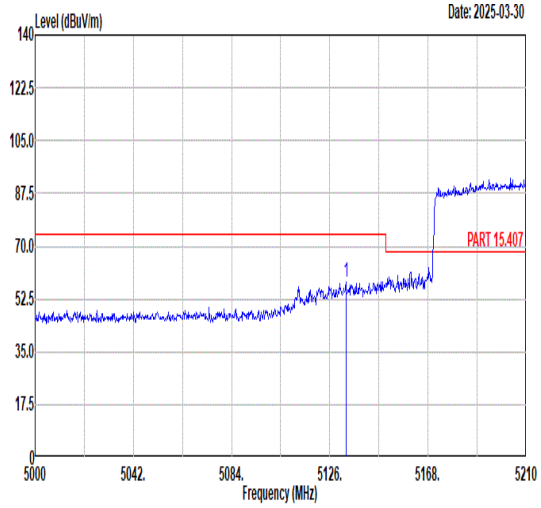 Freq Level Limit Line Margin Read Level Ant Factor Cable Loss Preamp Factor APos TPos Remark MHz dBuV/m dBuV/m dB dBuV dB/m dB dB cm deg 1 5132.93 58.09 74.00 -15.91 48.95 33.98 7.91 32.75 100 62 PEAK	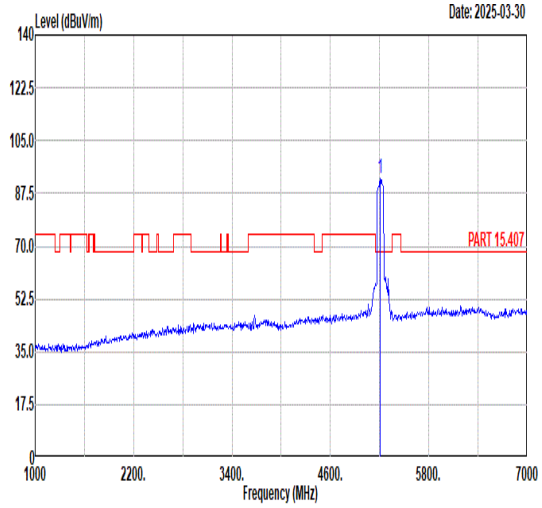 Freq Level Limit Line Margin Read Level Ant Factor Cable Loss Preamp Factor APos TPos Remark MHz dBuV/m dBuV/m dB dBuV dB/m dB dB cm deg 1 5210.00 92.21 ------ ------ 82.95 34.02 7.96 32.72 100 62 PEAK
Avg	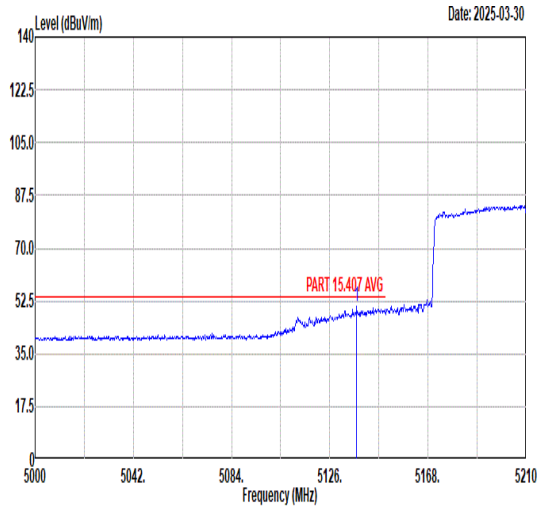 Freq Level Limit Line Margin Read Level Ant Factor Cable Loss Preamp Factor APos TPos Remark MHz dBuV/m dBuV/m dB dBuV dB/m dB dB cm deg 1 5137.55 50.75 54.00 -3.25 41.60 33.98 7.91 32.74 100 62 AVERAGE	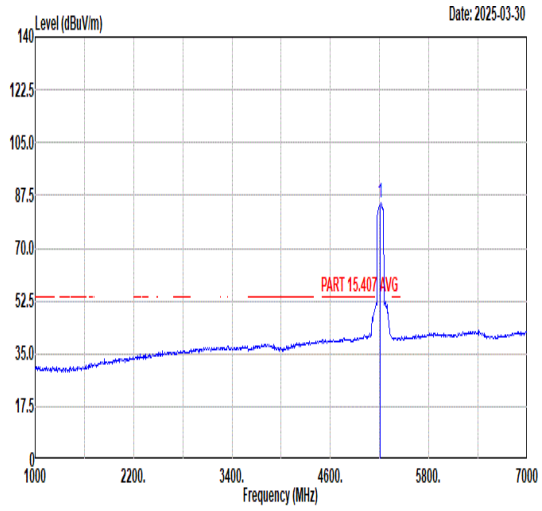 Freq Level Limit Line Margin Read Level Ant Factor Cable Loss Preamp Factor APos TPos Remark MHz dBuV/m dBuV/m dB dBuV dB/m dB dB cm deg 1 5210.00 85.09 ------ ------ 75.79 34.03 7.98 32.71 100 62 AVERAGE

Mode	38	
	Band Edge - R	
	U-NII-1_5.15-5.25_802.11ax HE80_CH42_Full_5210MHz	
ANT	5	
Pol.	Horizontal	Fundamental
Peak	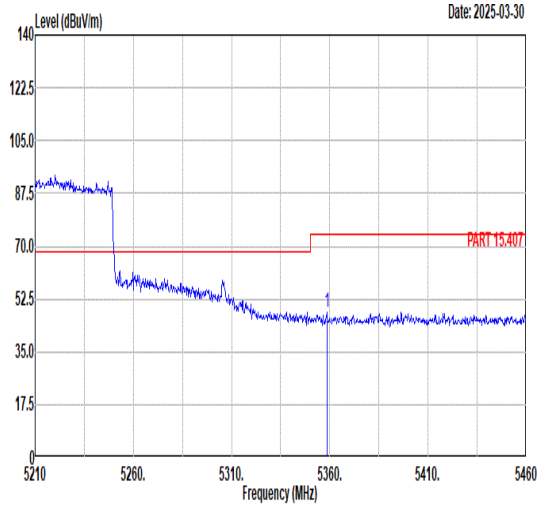 Freq Level Limit Line Margin Read Level Ant Factor Cable Loss Preamp Factor APos TPos Remark MHz dBuV/m dBuV/m dB dBuV dB/m dB dB cm deg 1 5358.50 48.15 74.00 -25.85 38.34 34.11 8.35 32.65 100 62 PEAK	Blank
Avg	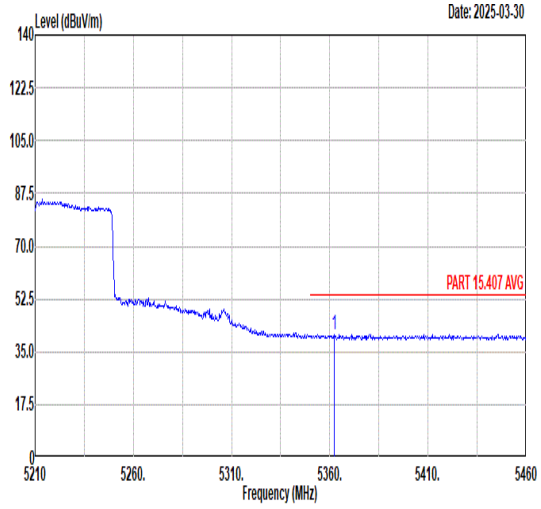 Freq Level Limit Line Margin Read Level Ant Factor Cable Loss Preamp Factor APos TPos Remark MHz dBuV/m dBuV/m dB dBuV dB/m dB dB cm deg 1 5362.25 40.79 54.00 -13.21 30.96 34.12 8.36 32.65 100 62 AVERAGE	Blank

Mode	38	
	Band Edge - L	
	U-NII-1_5.15-5.25_802.11ax HE80_CH42_Full_5210MHz	
ANT	5	
Pol.	Vertical	Fundamental
Peak	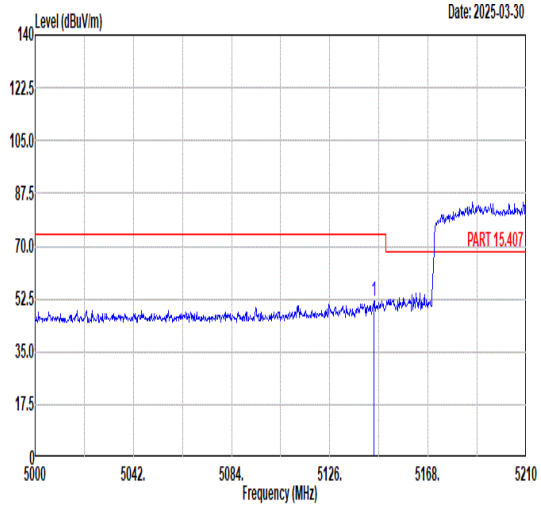 Freq Level Limit Line Margin Read Level Ant Factor Cable Loss Preamp Factor APos TPos Remark MHz dBuV/m dBuV/m dB dBuV dB/m dB dB cm deg 1 5144.90 51.65 74.00 -22.35 42.48 33.99 7.92 32.74 100 264 PEAK	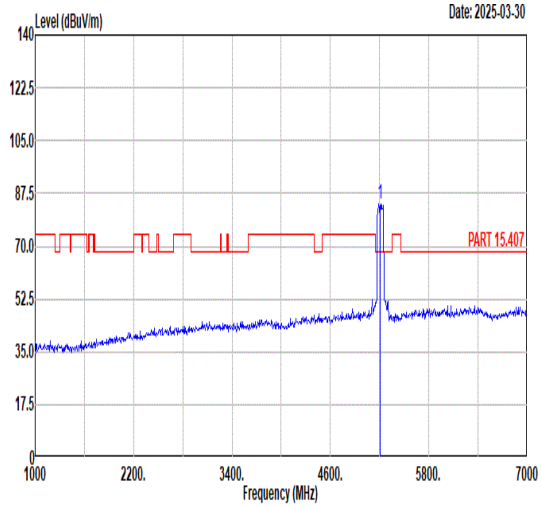 Freq Level Limit Line Margin Read Level Ant Factor Cable Loss Preamp Factor APos TPos Remark MHz dBuV/m dBuV/m dB dBuV dB/m dB dB cm deg 1 5210.00 83.98 ------ ------ 74.68 34.03 7.98 32.71 100 264 PEAK
Avg	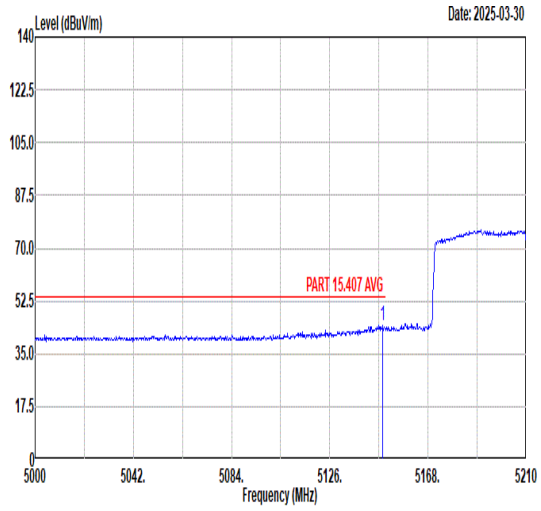 Freq Level Limit Line Margin Read Level Ant Factor Cable Loss Preamp Factor APos TPos Remark MHz dBuV/m dBuV/m dB dBuV dB/m dB dB cm deg 1 5148.68 44.57 54.00 -9.43 35.40 33.99 7.92 32.74 100 264 AVERAGE	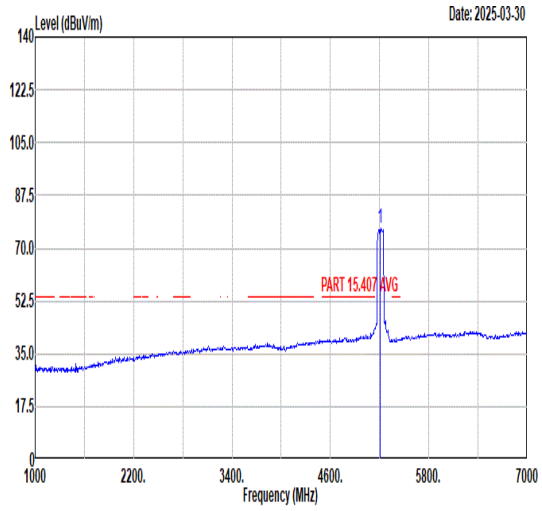 Freq Level Limit Line Margin Read Level Ant Factor Cable Loss Preamp Factor APos TPos Remark MHz dBuV/m dBuV/m dB dBuV dB/m dB dB cm deg 1 5210.00 76.67 ------ ------ 67.37 34.03 7.98 32.71 100 264 AVERAGE

Mode	38	
	Band Edge - R	
	U-NII-1_5.15-5.25_802.11ax HE80_CH42_Full_5210MHz	
ANT	5	
Pol.	Vertical	Fundamental
Peak	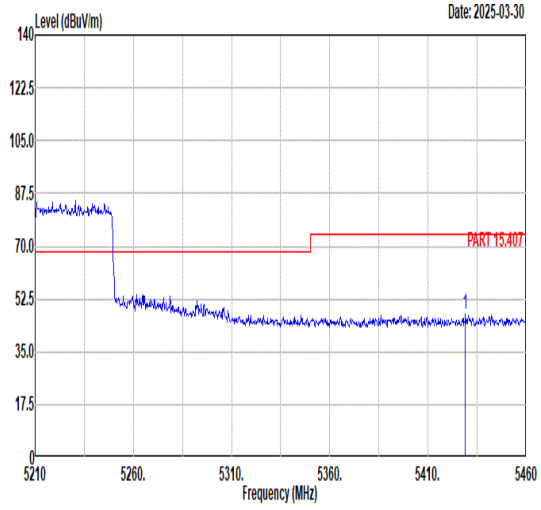 Freq Level Limit Line Margin Read Level Ant Factor Cable Loss Preamp Factor APos TPos Remark MHz dBuV/m dBuV/m dB dBuV dB/m dB dB cm deg 1 5429.00 47.33 74.00 -26.67 37.35 34.16 8.45 32.63 100 264 PEAK	Blank
Avg	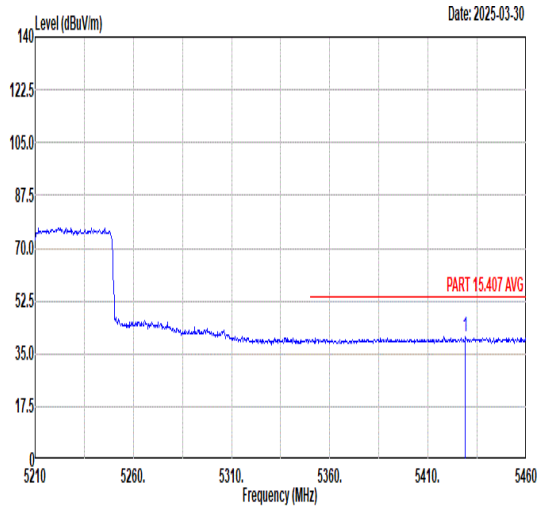 Freq Level Limit Line Margin Read Level Ant Factor Cable Loss Preamp Factor APos TPos Remark MHz dBuV/m dBuV/m dB dBuV dB/m dB dB cm deg 1 5429.00 40.50 54.00 -13.50 30.52 34.16 8.45 32.63 100 264 AVERAGE	Blank

Mode	38	
	Harmonic	
	U-NII-1_5.15-5.25_802.11ax HE80_CH42_Full_5210MHz	
ANT	5	
Pol.	Horizontal	Vertical
Peak Avg	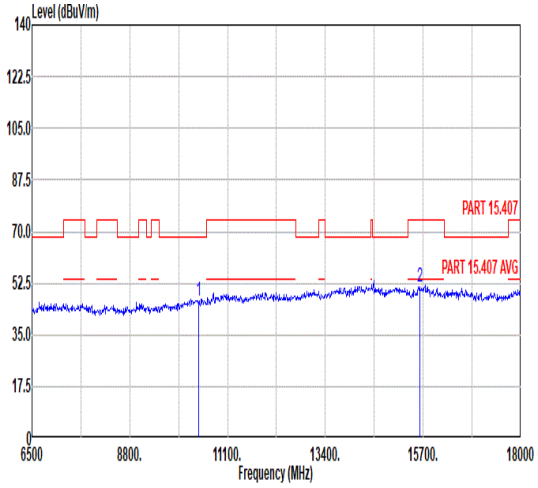 Freq Level Limit Line Margin Read Level Ant Factor Cable Loss Preamp Factor APos TPos Remark MHz dBuV/m dBuV/m dB dBuV dB/m dB dB cm deg 1 10420.00 46.57 68.30 -21.73 57.43 37.30 10.77 58.93 -- -- Peak 2 15630.00 51.35 74.00 -22.65 58.21 39.45 12.72 59.03 -- -- Peak	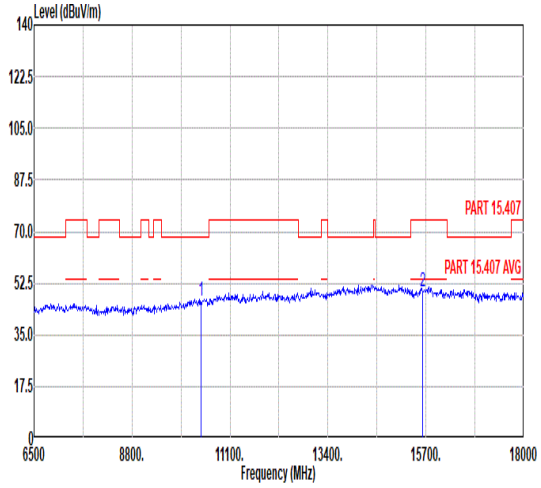 Freq Level Limit Line Margin Read Level Ant Factor Cable Loss Preamp Factor APos TPos Remark MHz dBuV/m dBuV/m dB dBuV dB/m dB dB cm deg 1 10420.00 46.29 68.30 -22.01 57.15 37.30 10.77 58.93 -- -- Peak 2 15630.00 49.61 74.00 -24.39 56.47 39.45 12.72 59.03 -- -- Peak

Mode	39	
	Band Edge - L	
	U-NII-2A_5.25-5.35_802.11ax HE80_CH58_Full_5290MHz	
ANT	5	
Pol.	Horizontal	Fundamental
Peak	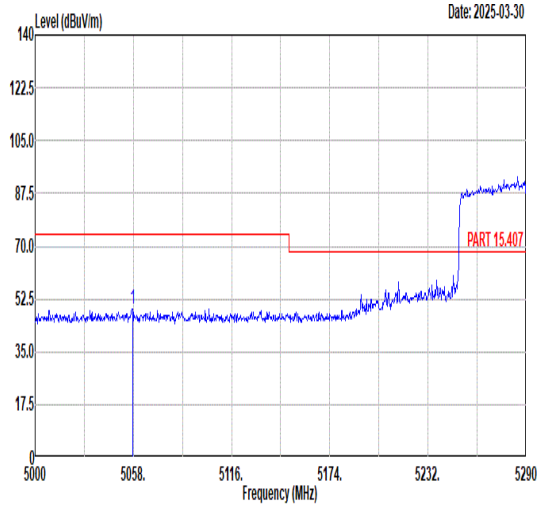 Freq Level Limit Line Margin Read Level Ant Factor Cable Loss Preamp Factor APos TPos Remark MHz dBuV/m dBuV/m dB dBuV dB/m dB dB cm deg 1 5057.42 49.03 74.00 -24.97 40.01 33.94 7.86 32.78 100 58 PEAK	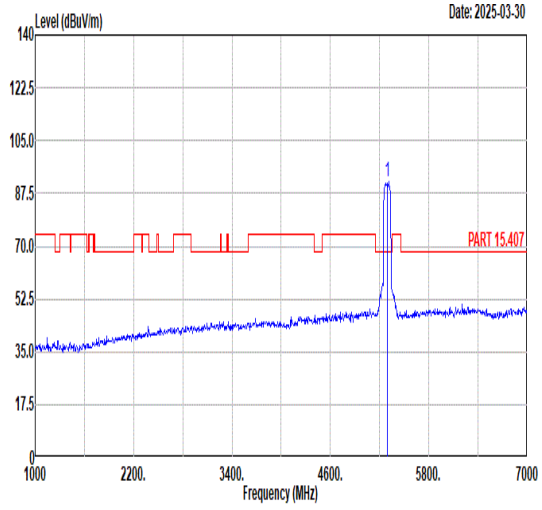 Freq Level Limit Line Margin Read Level Ant Factor Cable Loss Preamp Factor APos TPos Remark MHz dBuV/m dBuV/m dB dBuV dB/m dB dB cm deg 1 5290.00 91.63 ------ ------ 81.98 34.09 8.23 32.67 100 58 PEAK
Avg	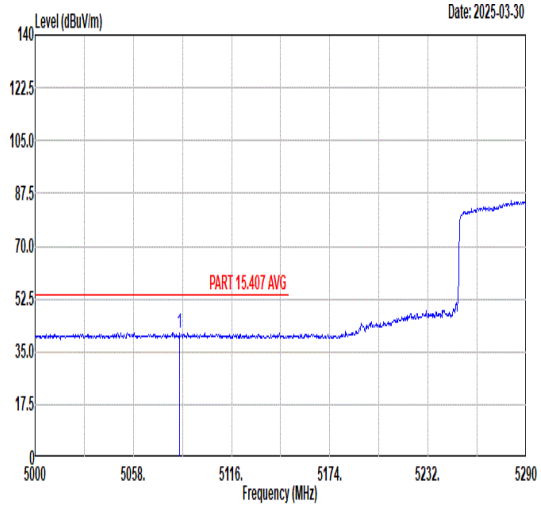 Freq Level Limit Line Margin Read Level Ant Factor Cable Loss Preamp Factor APos TPos Remark MHz dBuV/m dBuV/m dB dBuV dB/m dB dB cm deg 1 5085.26 41.27 54.00 -12.73 32.20 33.95 7.88 32.76 100 58 AVERAGE	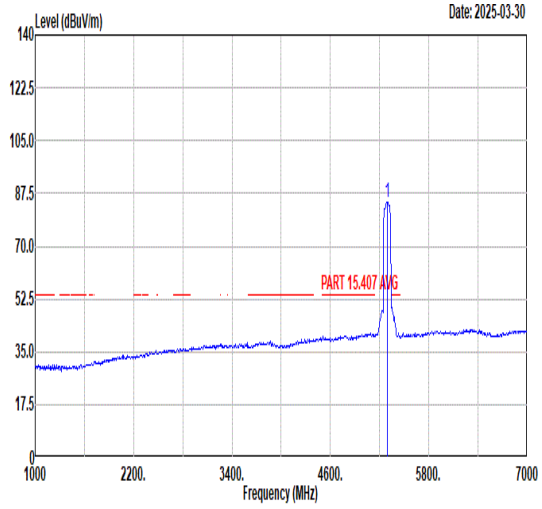 Freq Level Limit Line Margin Read Level Ant Factor Cable Loss Preamp Factor APos TPos Remark MHz dBuV/m dBuV/m dB dBuV dB/m dB dB cm deg 1 5290.00 84.61 ------ ------ 75.05 34.07 8.17 32.68 100 58 AVERAGE