Band edge measurements

Test Result

TestMode	Antenna	ChName	Freq(MHz)	RefLevel[dBm /100KHz]	Result[dBm /100KHz]	Limit[dBm /100KHz]	Verdict
11B	Ant6	Low	2412	10.00	-36.25	≤-10	PASS
		High	2462	9.96	-42.11	≤-10.04	PASS
11G	Ant6	Low	2412	7.49	-19.35	≤-12.51	PASS
		High	2457	7.36	-41.15	≤-12.64	PASS
			2462	4.31	-38.35	≤-15.69	PASS
11N20	Ant6	Low	2412	7.52	-19.4	≤-12.48	PASS
		High	2457	5.80	-41.02	≤-14.2	PASS
			2462	2.90	-39.67	≤-17.1	PASS
11N40	Ant6	Low	2422	3.46	-25.9	≤-16.54	PASS
		High	2452	-0.48	-35.91	≤-20.48	PASS
11AX20	Ant6	Low	2412	7.42	-18.38	≤-12.58	PASS
		High	2457	5.63	-40.1	≤-14.37	PASS
			2462	2.55	-39.18	≤-17.45	PASS
11AX40	Ant6	Low	2422	3.54	-24.39	≤-16.46	PASS
		High	2452	-0.58	-38.65	≤-20.58	PASS

Test Graphs

11B_Ant6_Low_2412

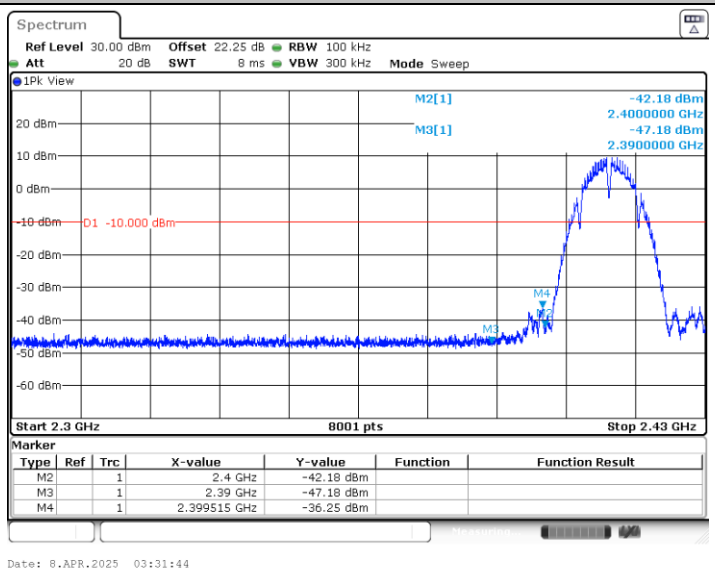

11B_Ant6_High_2462

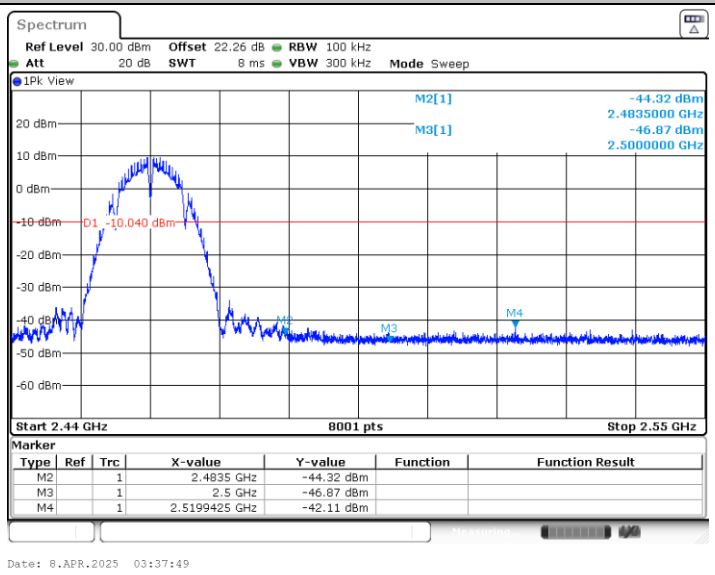

11G_Ant6_Low_2412

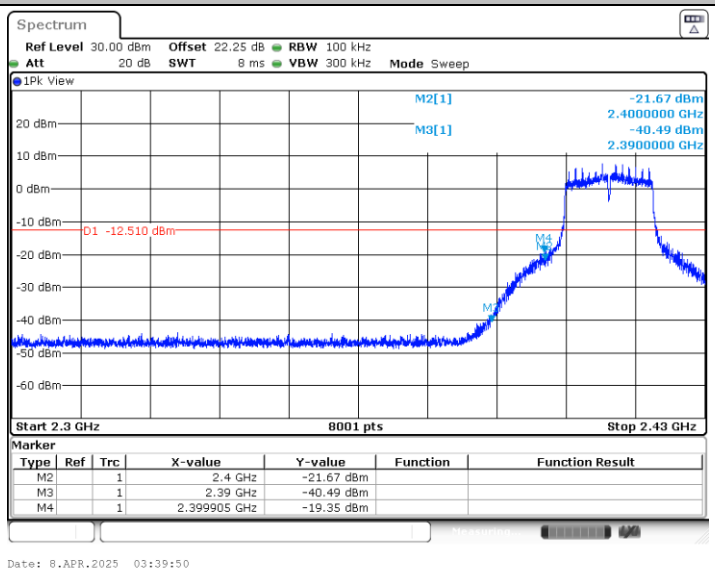

11G_Ant6_High_2457

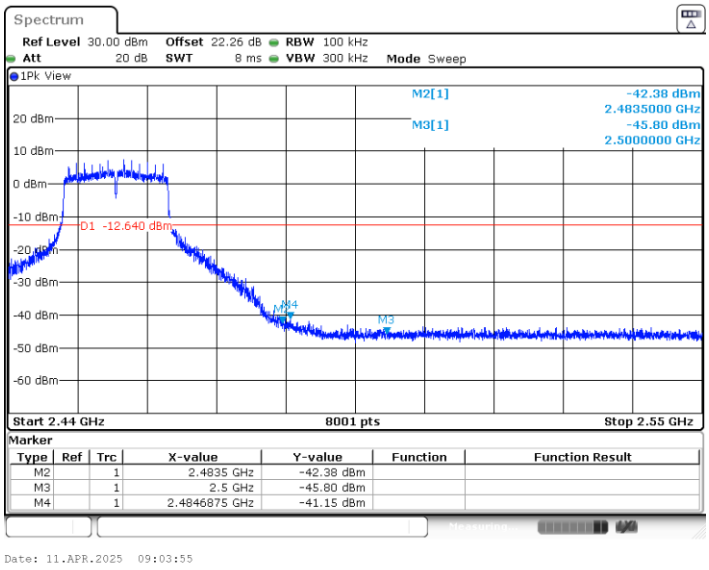

11G_Ant6_High_2462

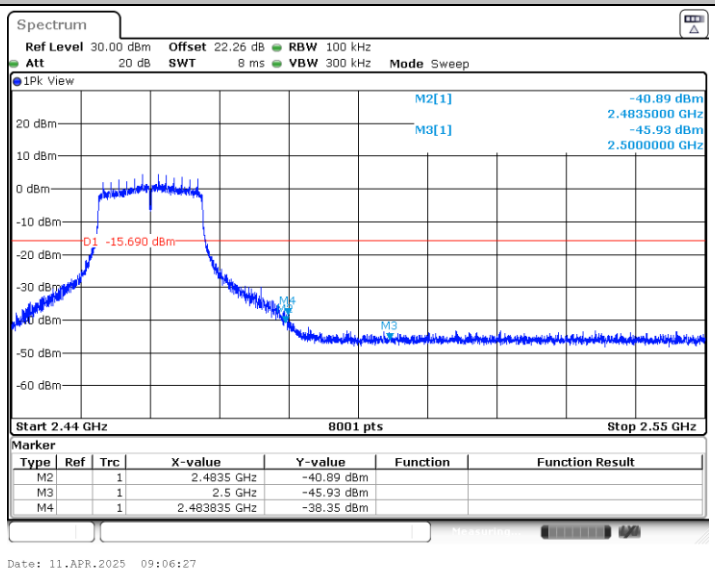

11N20_Ant6_Low_2412

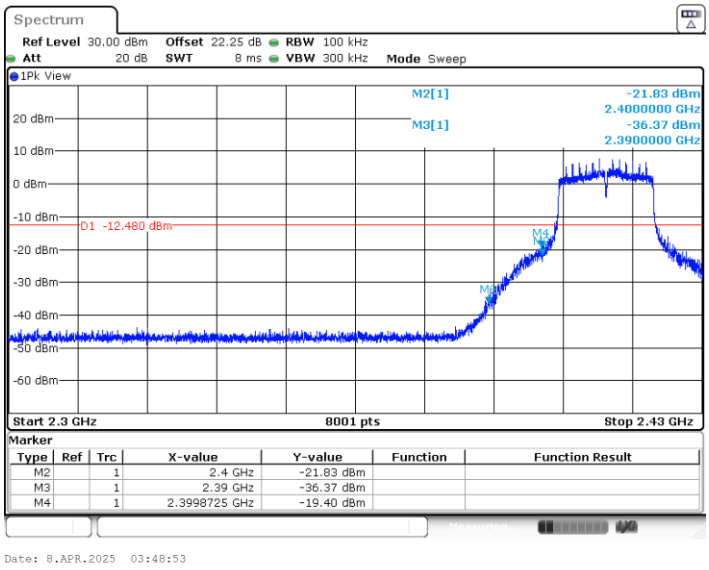

11N20_Ant6_High_2457

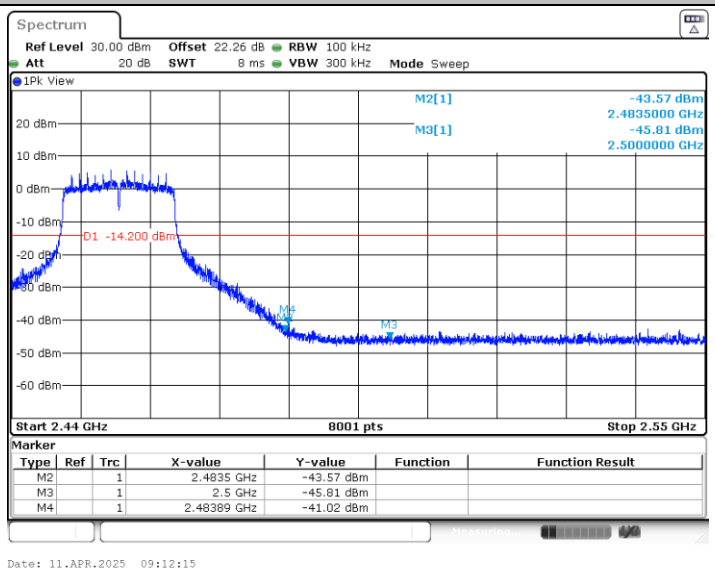

11N20_Ant6_High_2462

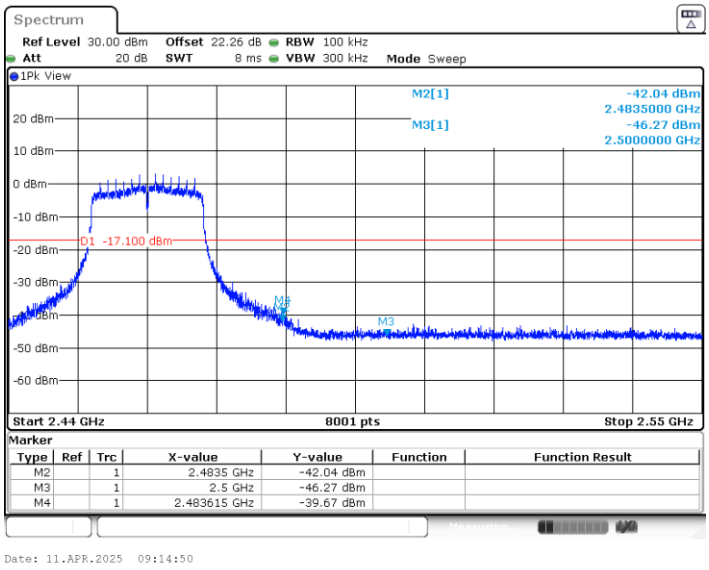

11N40_Ant6_Low_2422

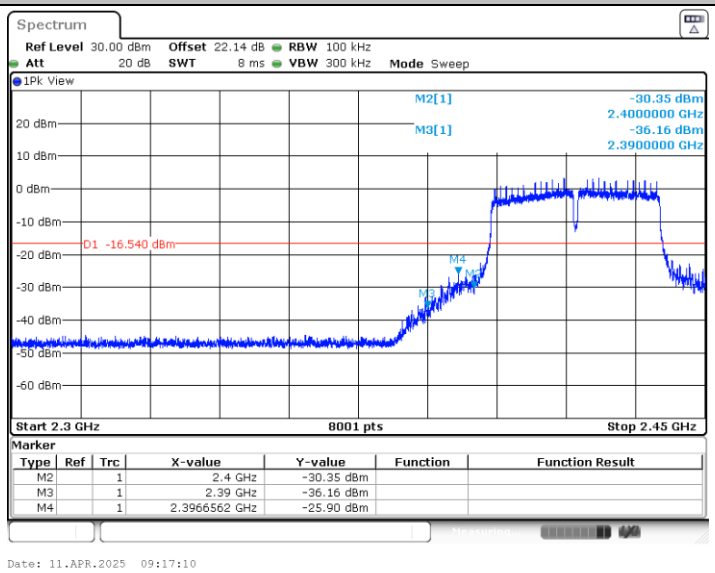

11N40_Ant6_High_2452

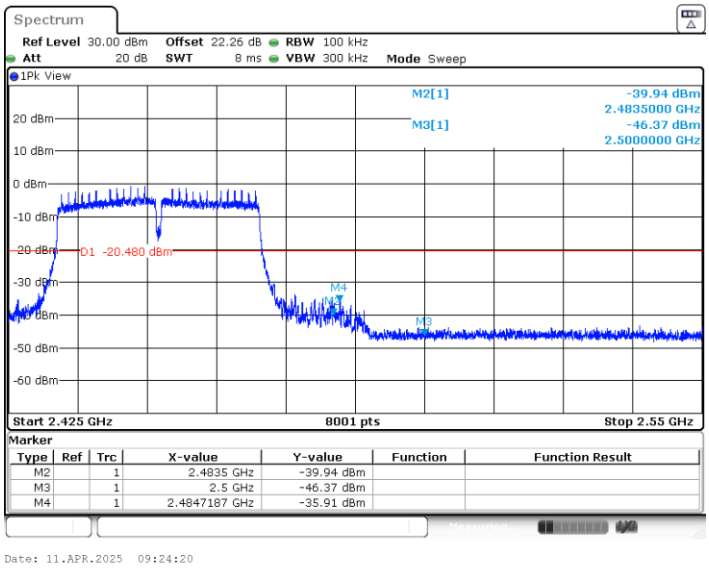

11AX20_Ant6_Low_2412

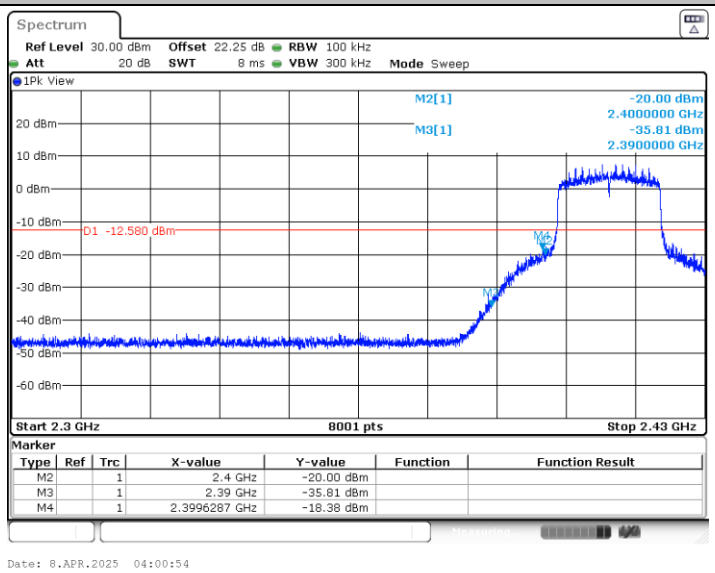

11AX20_Ant6_High_2457

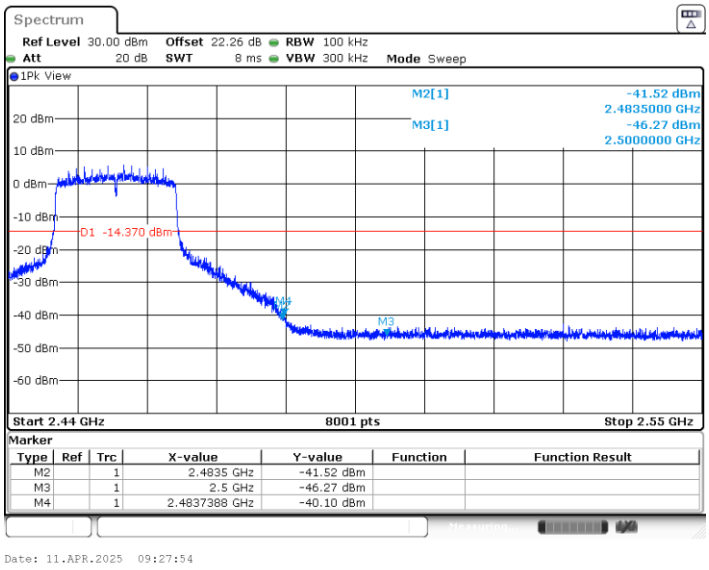

11AX20_Ant6_High_2462

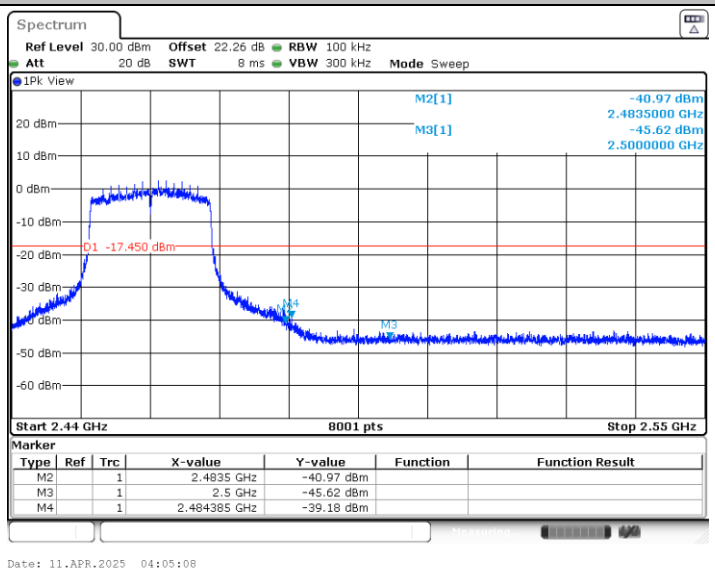

11AX40_Ant6_Low_2422

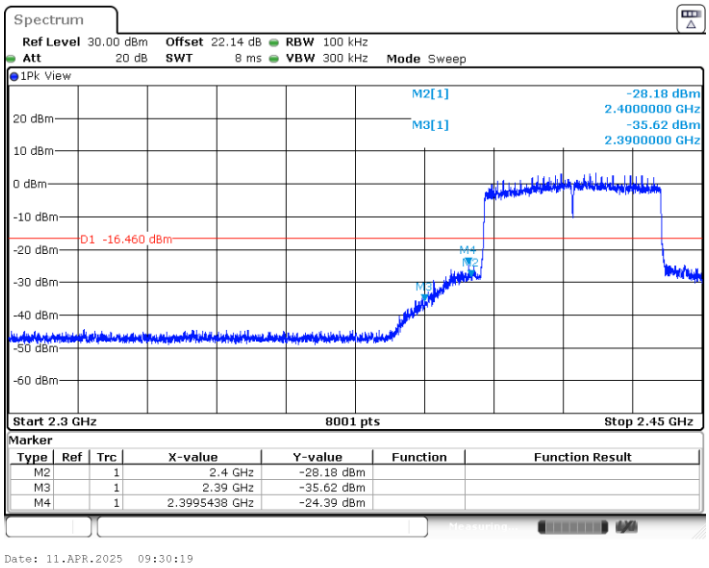

11AX40_Ant6_High_2452

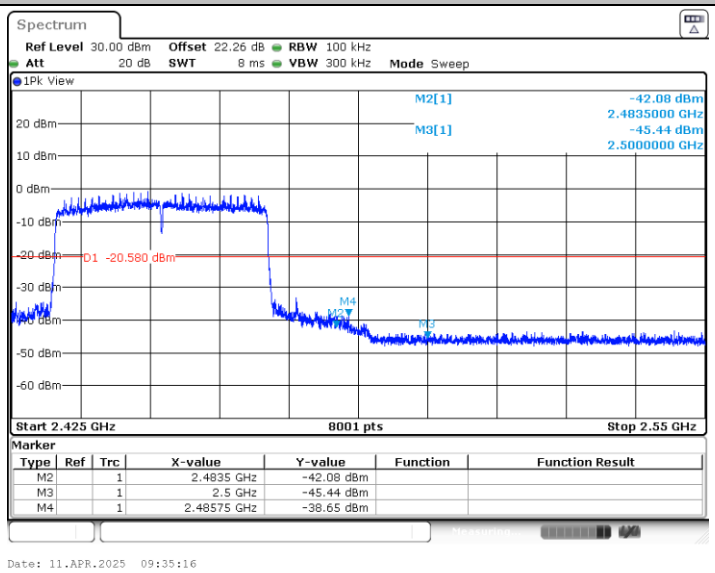

Conducted Spurious Emission

Test Result

TestMode	Antenna	Freq(MHz)	FreqRange [Mhz]	RefLevel [dBm/100KHz]	Result [dBm/100KHz]	Limit [dBm/100KHz]	Verdict
11B	Ant6	2412	30~1000	10.00	-44.88	≤-10	PASS
			1000~26500	10.00	-36.13	≤-10	PASS
		2437	30~1000	9.92	-44.26	≤-10.08	PASS
			1000~26500	9.92	-35.72	≤-10.08	PASS
		2462	30~1000	9.96	-45.27	≤-10.04	PASS
			1000~26500	9.96	-35.74	≤-10.04	PASS
11G	Ant6	2412	30~1000	7.49	-44.75	≤-12.51	PASS
			1000~26500	7.49	-35.88	≤-12.51	PASS
		2437	30~1000	7.69	-45.11	≤-12.31	PASS
			1000~26500	7.69	-36.45	≤-12.31	PASS
		2457	30~1000	7.36	-44.42	≤-12.64	PASS
			1000~26500	7.36	-35.79	≤-12.64	PASS
		2462	30~1000	4.31	-44.37	≤-15.69	PASS
			1000~26500	4.31	-36.15	≤-15.69	PASS
11N20	Ant6	2412	30~1000	7.52	-44.68	≤-12.48	PASS
			1000~26500	7.52	-36.05	≤-12.48	PASS
		2437	30~1000	7.65	-44.85	≤-12.35	PASS
			1000~26500	7.65	-36.32	≤-12.35	PASS
		2457	30~1000	5.80	-44.74	≤-14.2	PASS
			1000~26500	5.80	-35.31	≤-14.2	PASS
		2462	30~1000	2.90	-44.62	≤-17.1	PASS
			1000~26500	2.90	-35.24	≤-17.1	PASS
11N40	Ant6	2422	30~1000	3.46	-44.81	≤-16.54	PASS
			1000~26500	3.46	-35.68	≤-16.54	PASS
		2437	30~1000	1.49	-45.12	≤-18.51	PASS
			1000~26500	1.49	-35.97	≤-18.51	PASS
		2452	30~1000	-0.48	-45.1	≤-20.48	PASS
			1000~26500	-0.48	-35.39	≤-20.48	PASS
11AX20	Ant6	2412	30~1000	7.42	-44.18	≤-12.58	PASS
			1000~26500	7.42	-36.09	≤-12.58	PASS
		2437	30~1000	7.51	-44.16	≤-12.49	PASS
			1000~26500	7.51	-35.9	≤-12.49	PASS
		2457	30~1000	5.63	-44.9	≤-14.37	PASS
			1000~26500	5.63	-34.94	≤-14.37	PASS
		2462	30~1000	2.55	-44.93	≤-17.45	PASS
			1000~26500	2.55	-35.96	≤-17.45	PASS
11AX40	Ant6	2422	30~1000	3.54	-44.94	≤-16.46	PASS
			1000~26500	3.54	-35.74	≤-16.46	PASS
		2437	30~1000	1.32	-45.37	≤-18.68	PASS
			1000~26500	1.32	-36.03	≤-18.68	PASS
		2452	30~1000	-0.58	-44.9	≤-20.58	PASS
			1000~26500	-0.58	-35.94	≤-20.58	PASS

Test Graphs

11B_Ant6_2412_30~1000

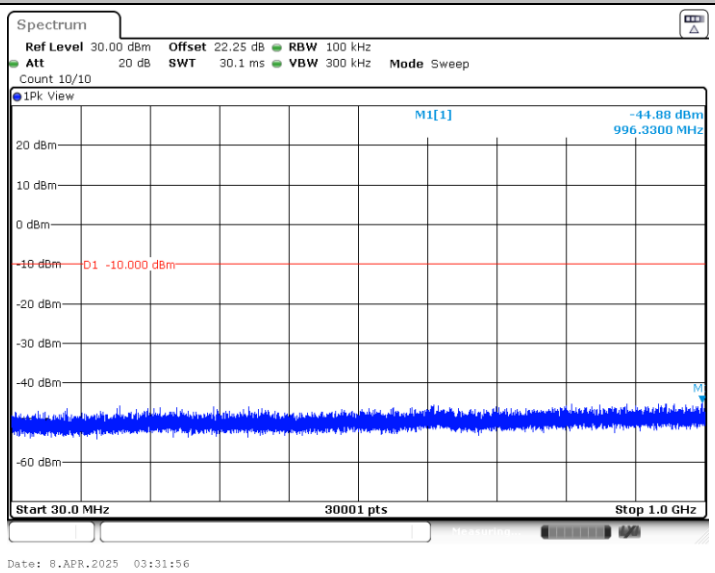

11B_Ant6_2412_1000~26500

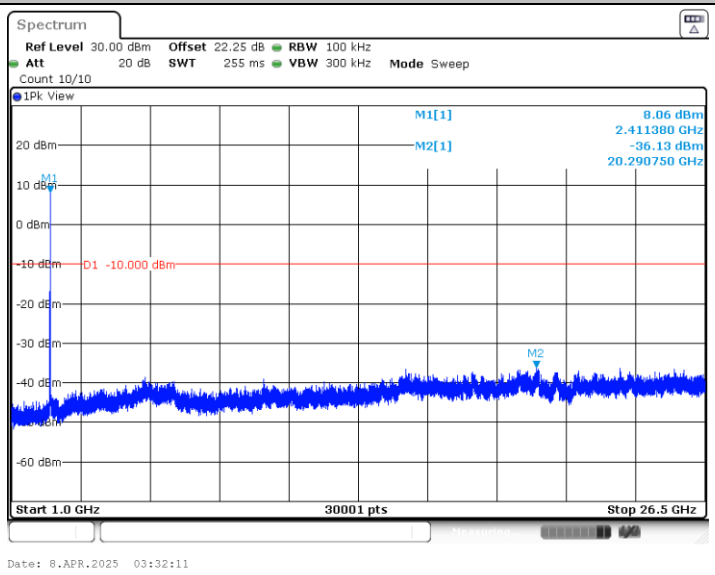

11B_Ant6_2437_30~1000

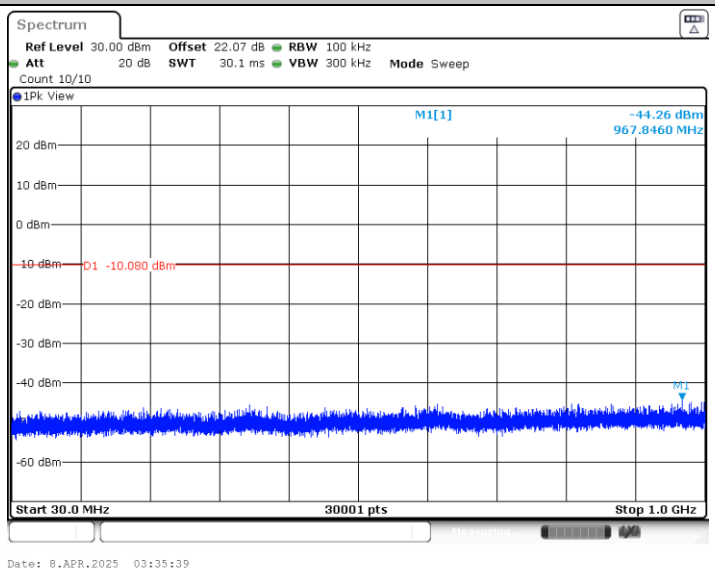

11B_Ant6_2437_1000~26500

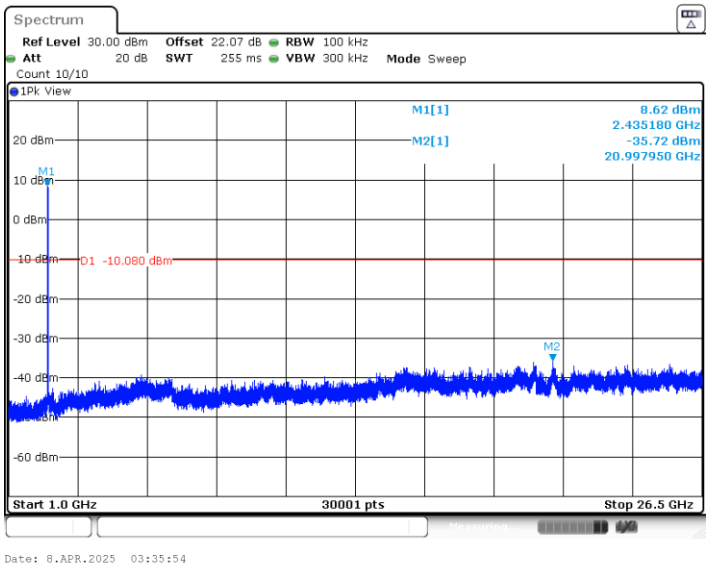

11B_Ant6_2462_30~1000

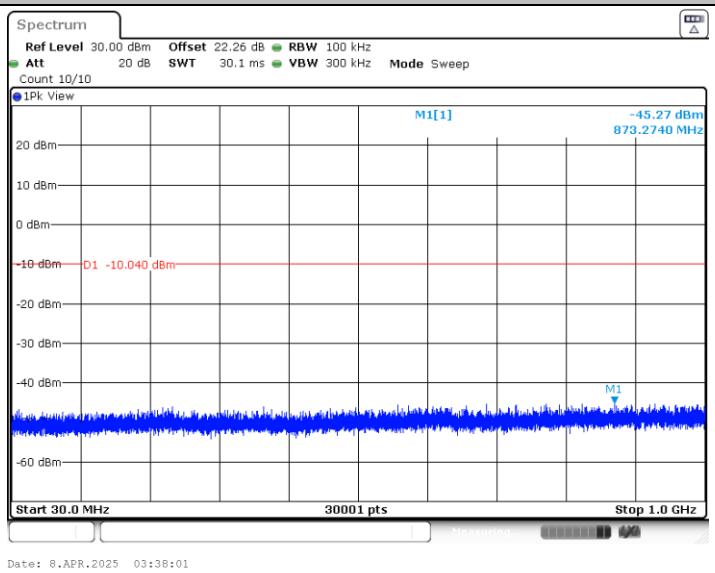

11B_Ant6_2462_1000~26500

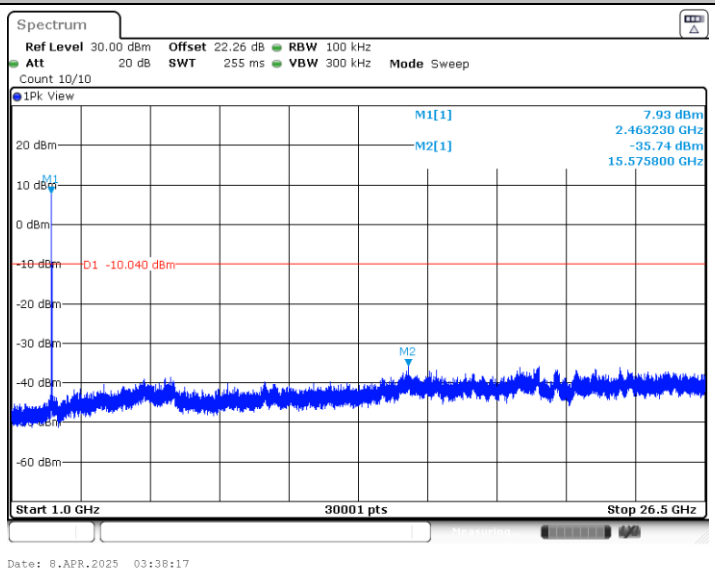

11G_Ant6_2412_30~1000

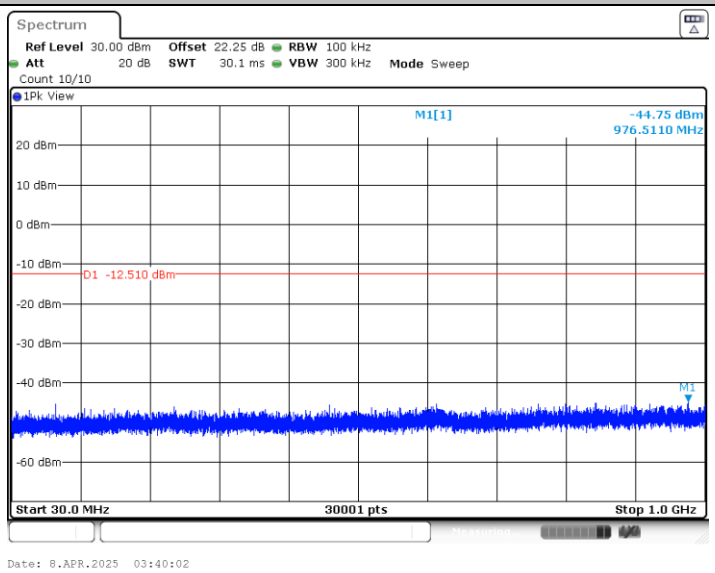

11G_Ant6_2412_1000~26500

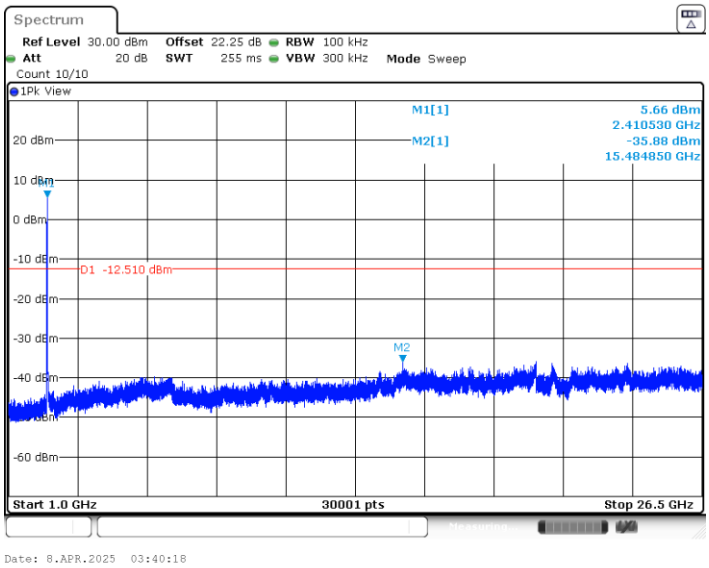

11G_Ant6_2437_30~1000

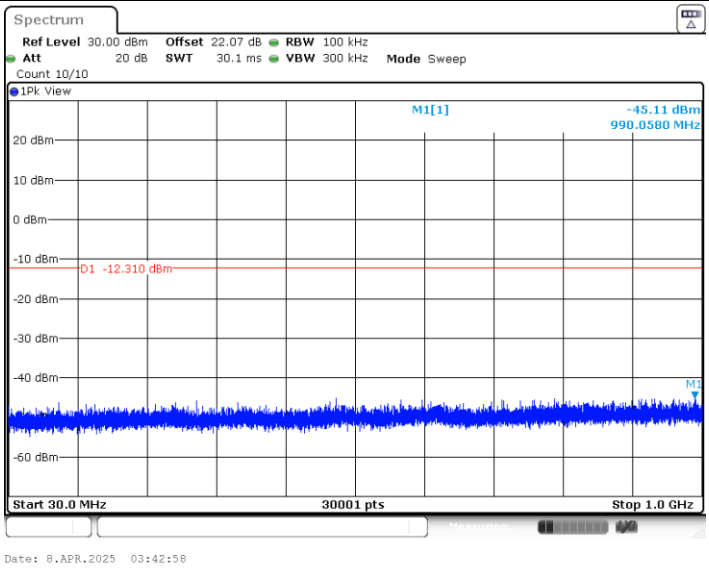

11G_Ant6_2437_1000~26500

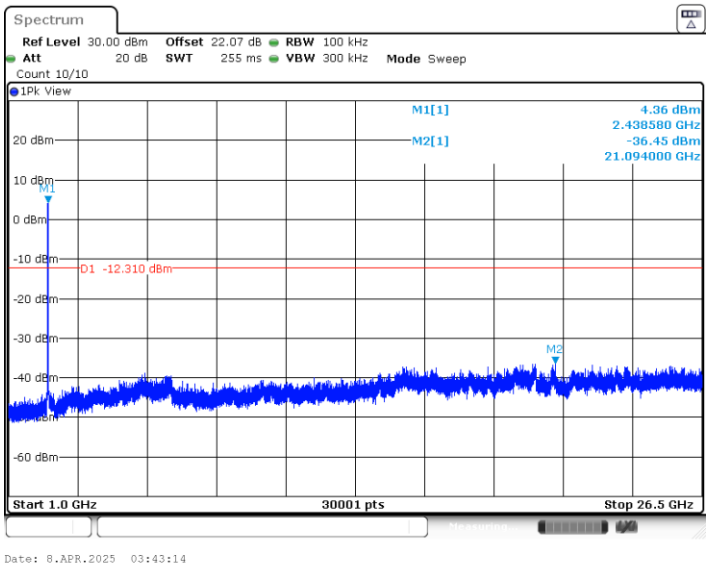

11G_Ant6_2457_30~1000

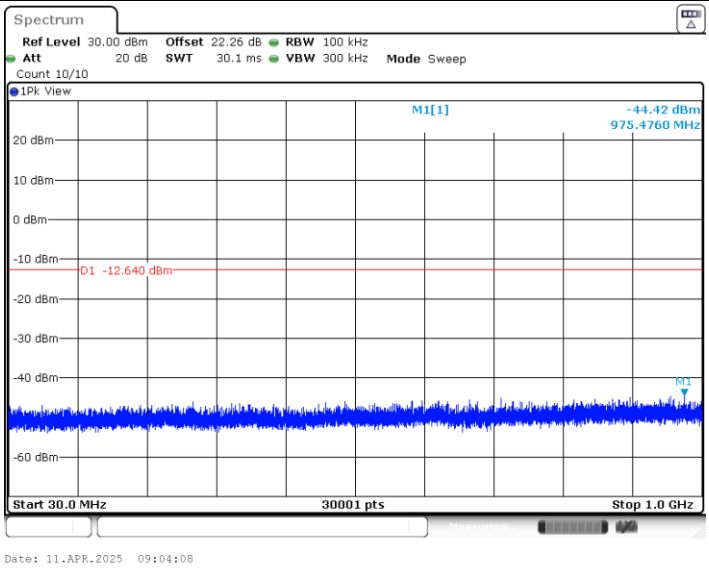

11G_Ant6_2457_1000~26500

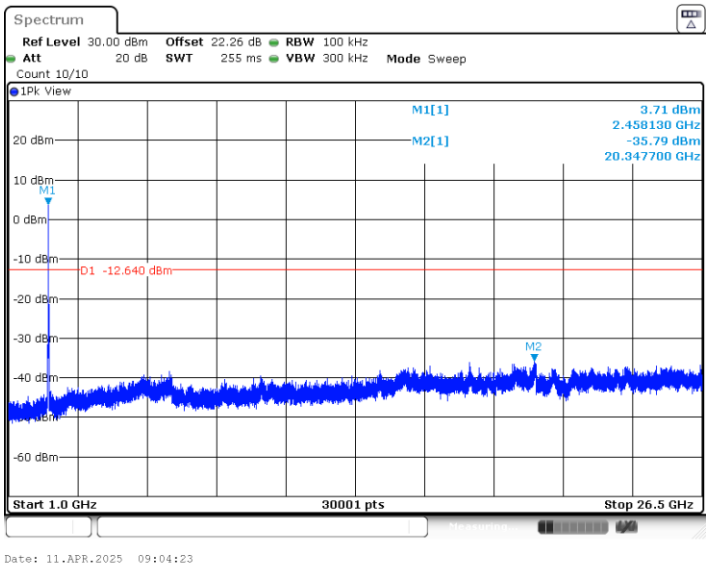

11G_Ant6_2462_30~1000

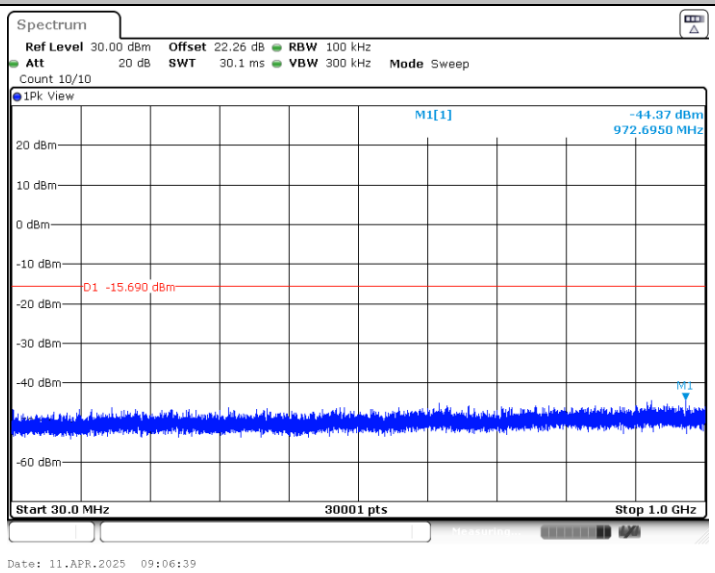

11G_Ant6_2462_1000~26500

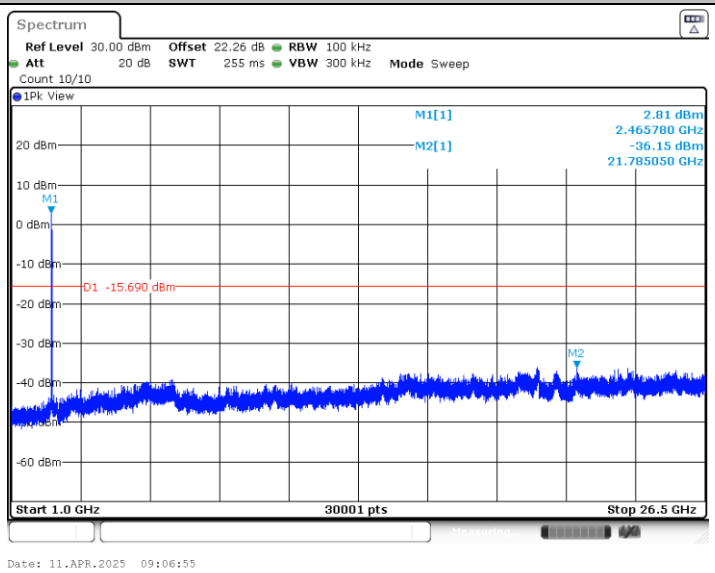

11N20_Ant6_2412_30~1000

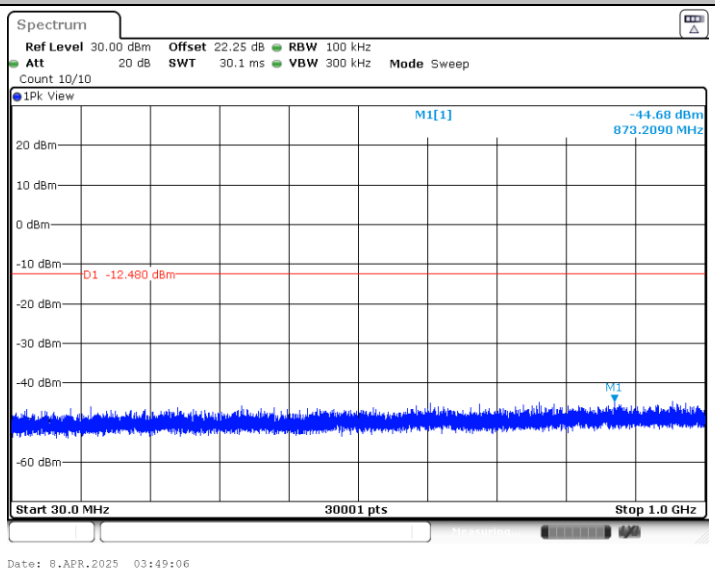

11N20_Ant6_2412_1000~26500

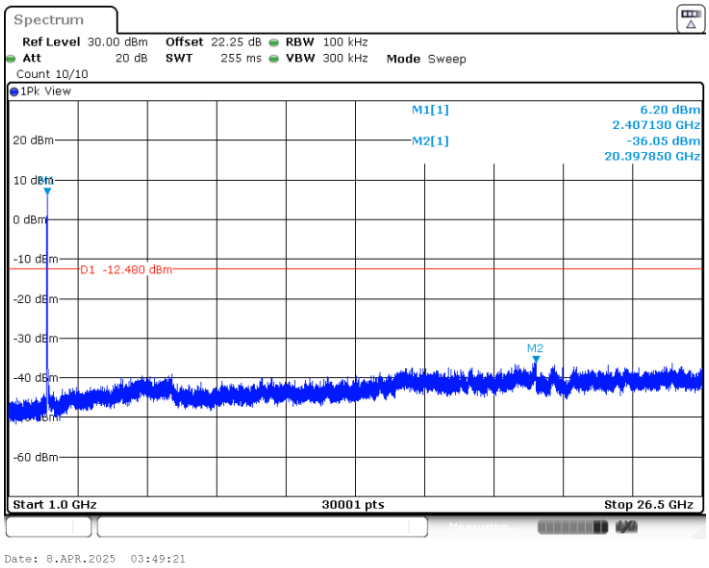

11N20_Ant6_2437_30~1000

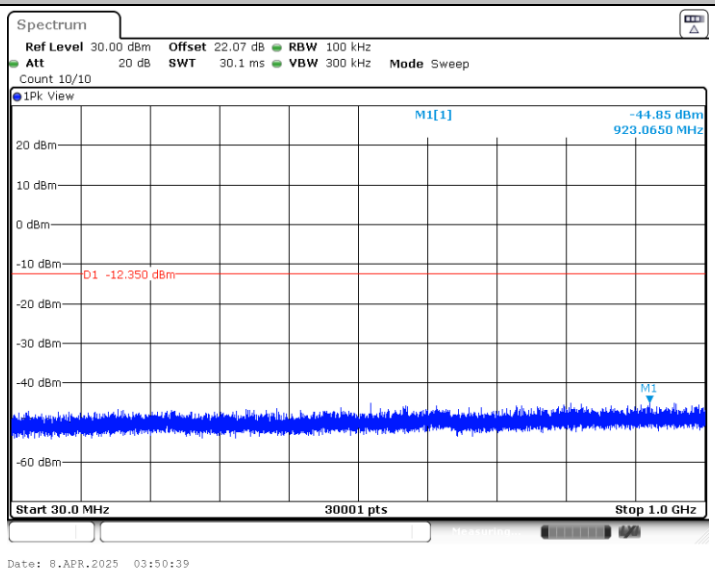

11N20_Ant6_2437_1000~26500

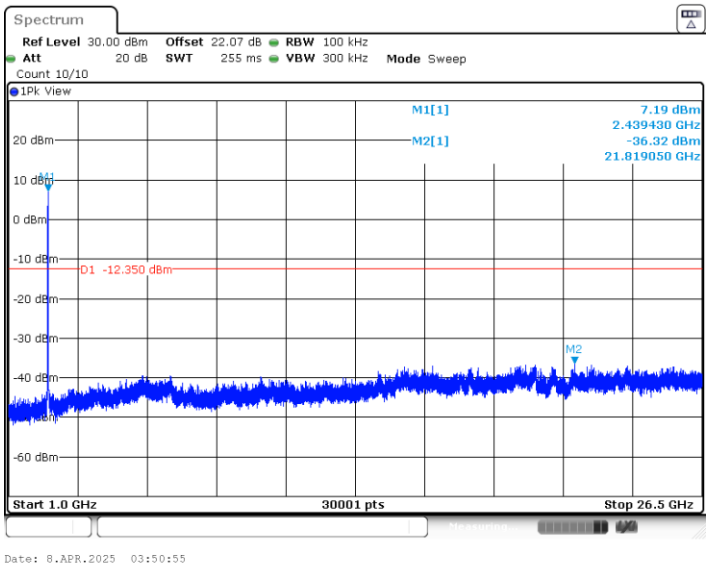

11N20_Ant6_2457_30~1000

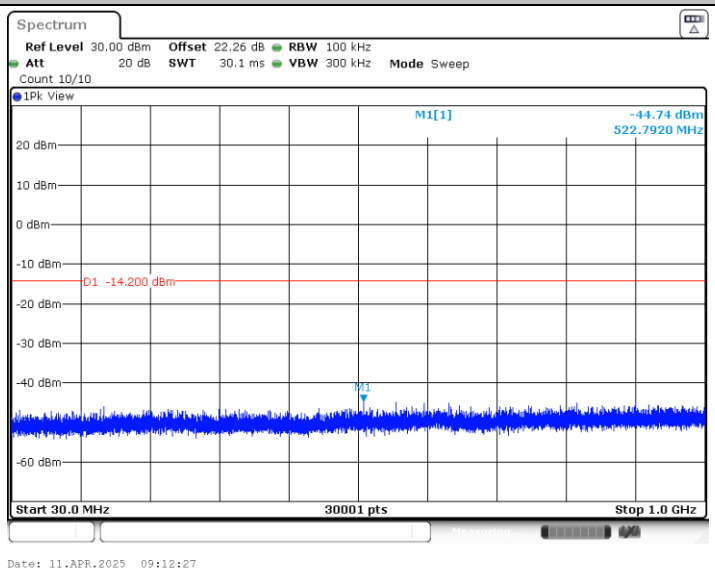

11N20_Ant6_2457_1000~26500

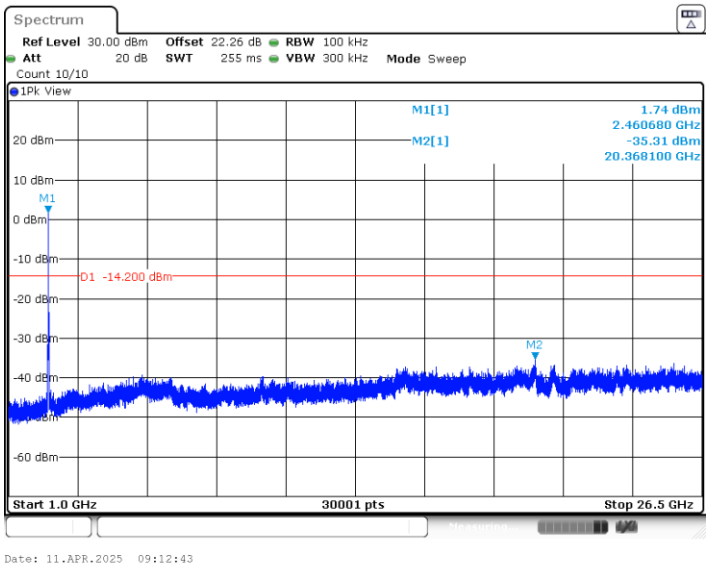

11N20_Ant6_2462_30~1000

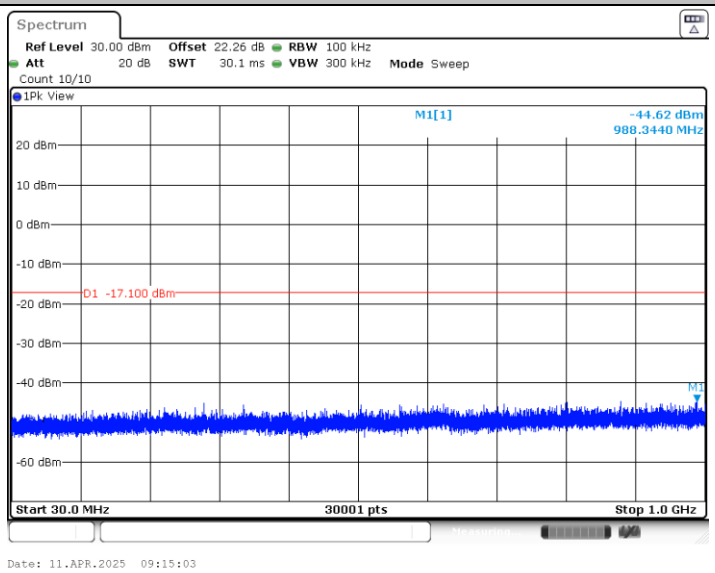

11N20_Ant6_2462_1000~26500

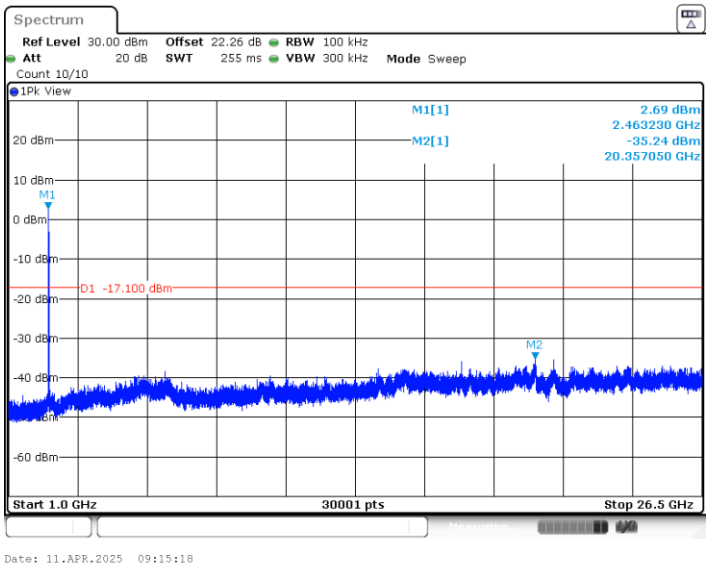

11N40_Ant6_2422_30~1000

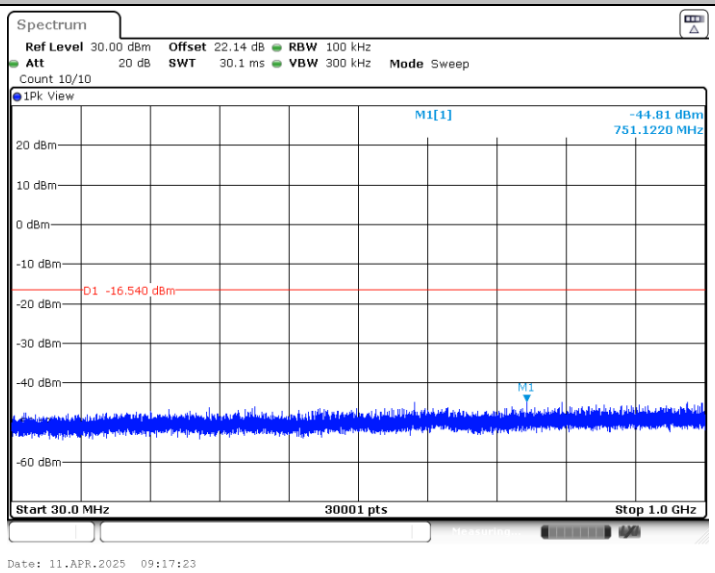

11N40_Ant6_2422_1000~26500

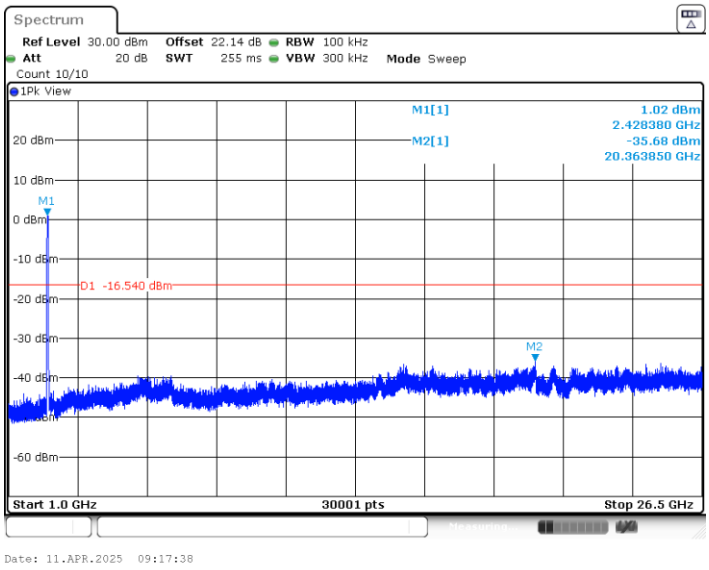

11N40_Ant6_2437_30~1000

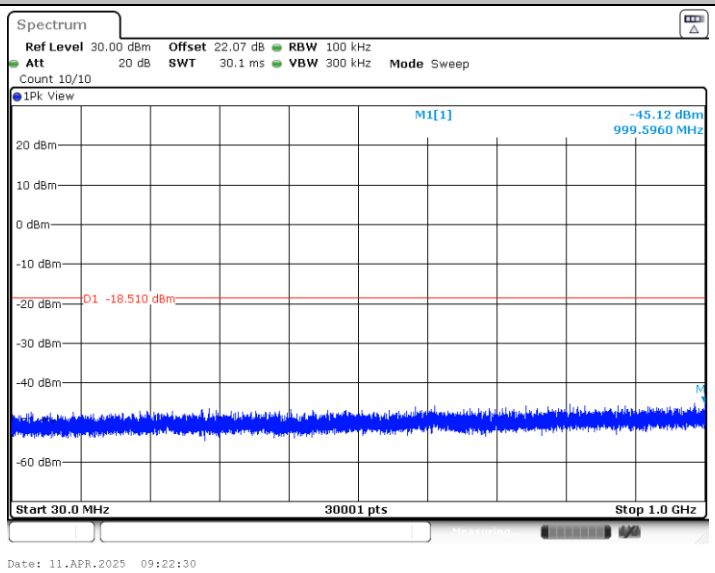

11N40_Ant6_2437_1000~26500

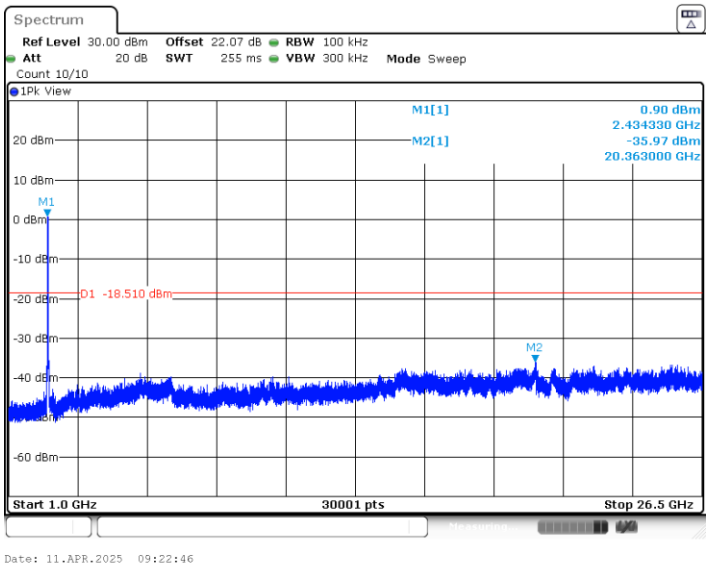

11N40_Ant6_2452_30~1000

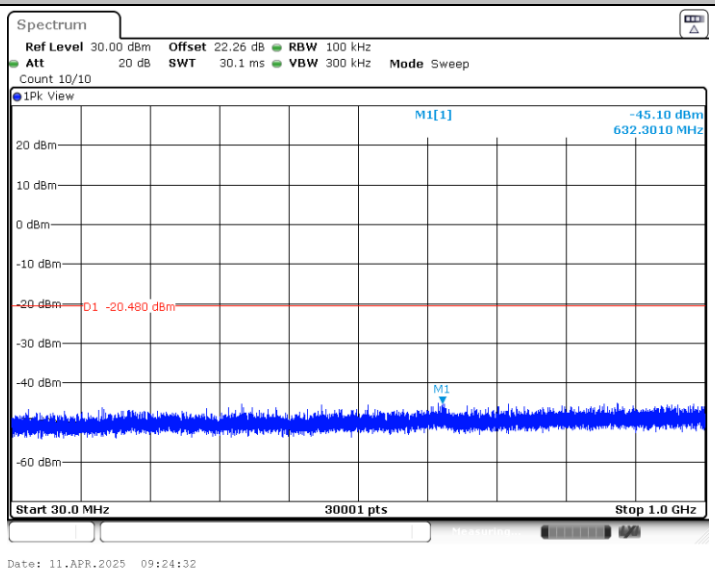

11N40_Ant6_2452_1000~26500

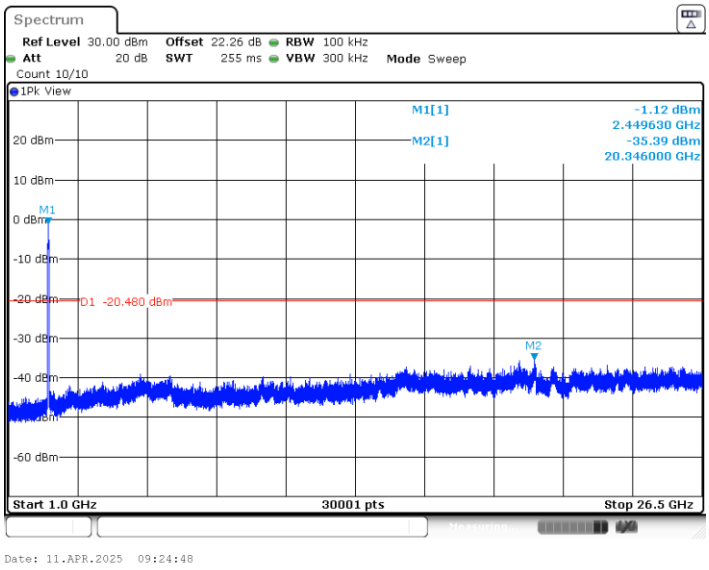

11AX20_Ant6_2412_30~1000

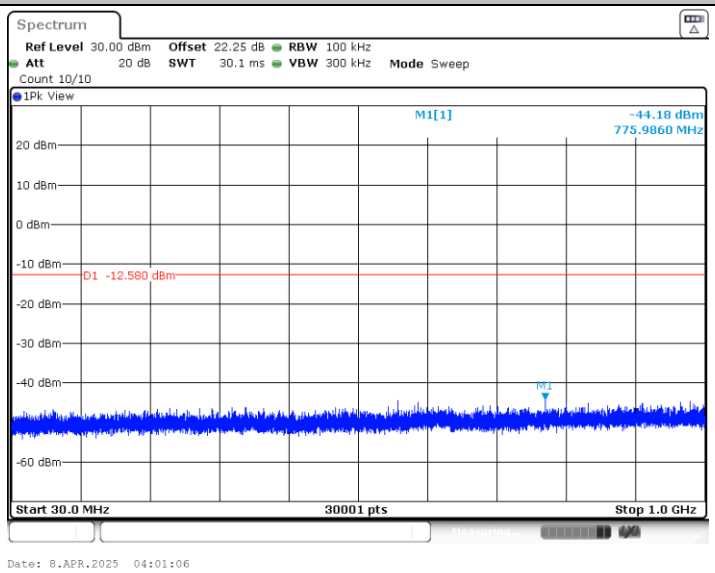

11AX20_Ant6_2412_1000~26500

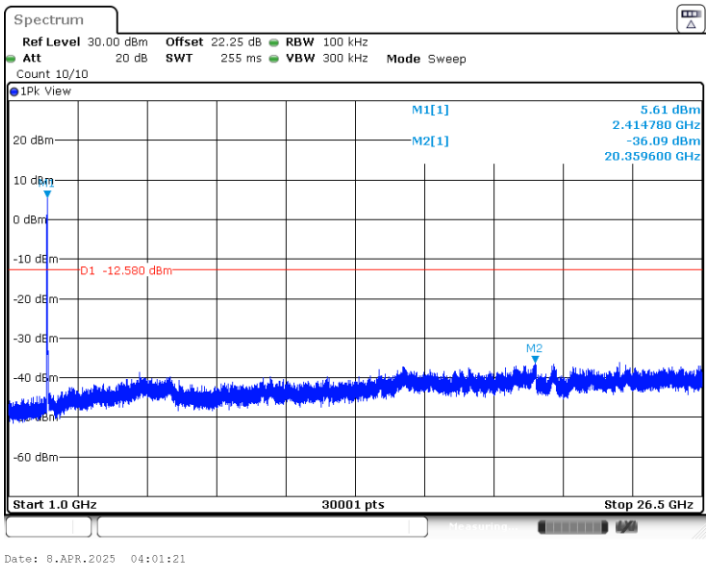

11AX20_Ant6_2437_30~1000

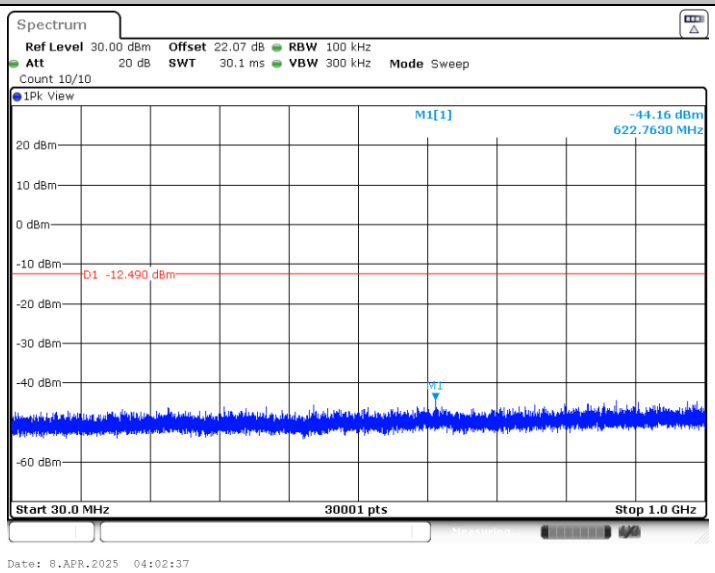

11AX20_Ant6_2437_1000~26500

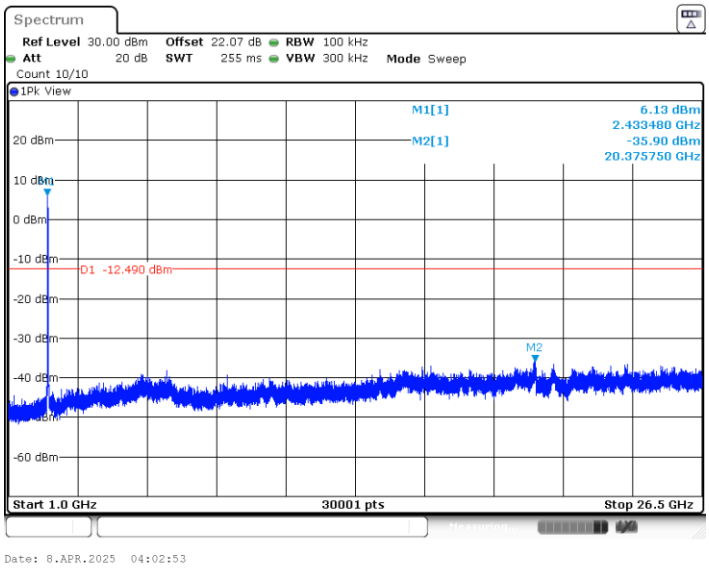

11AX20_Ant6_2457_30~1000

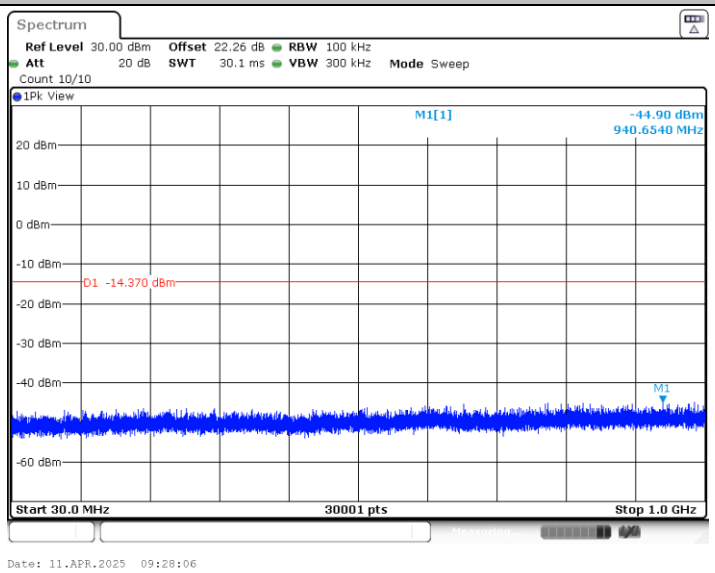

11AX20_Ant6_2457_1000~26500

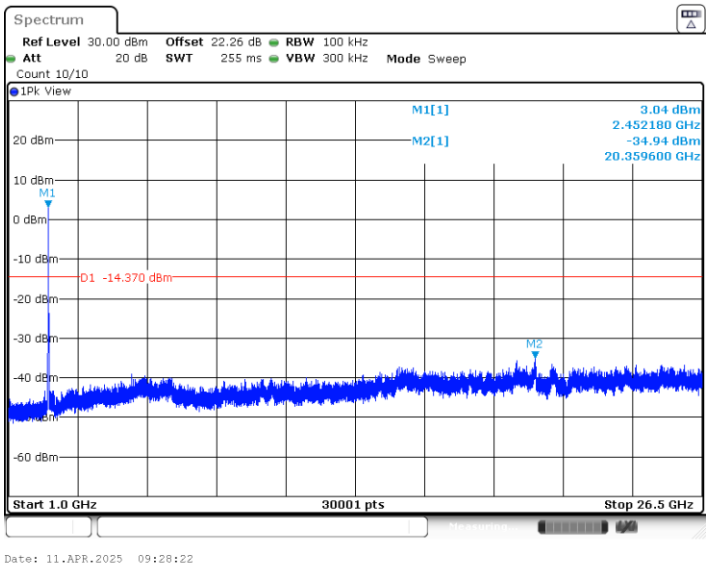

11AX20_Ant6_2462_30~1000

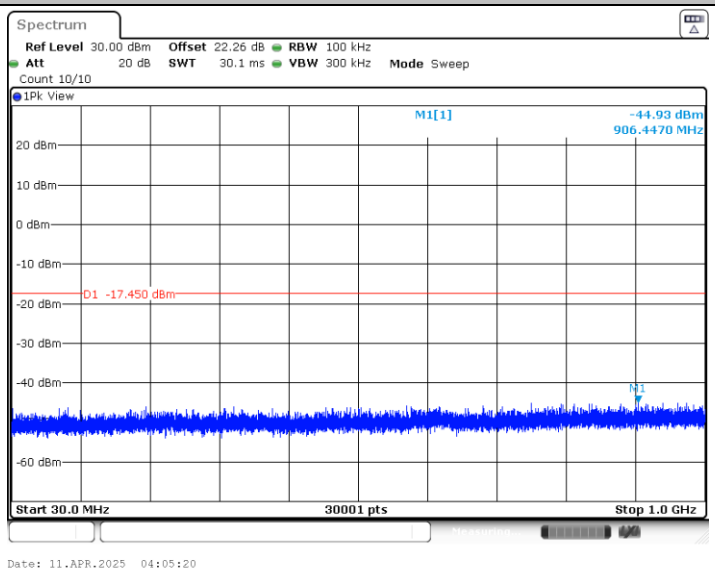

11AX20_Ant6_2462_1000~26500

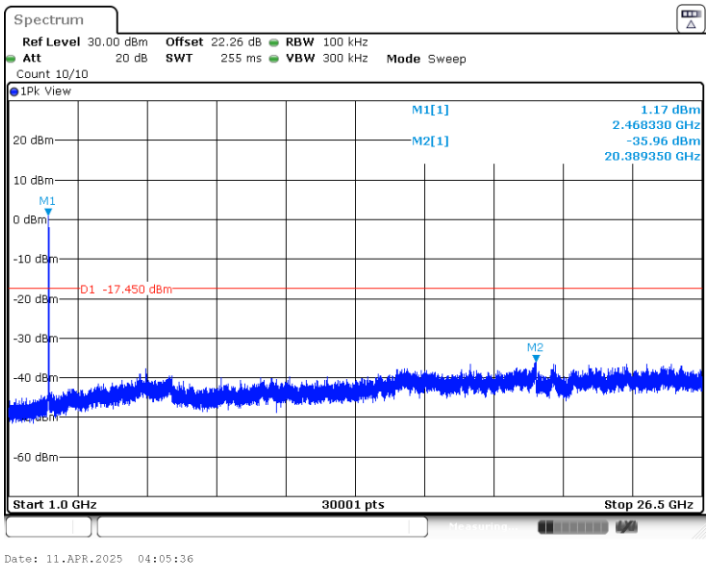

11AX40_Ant6_2422_30~1000

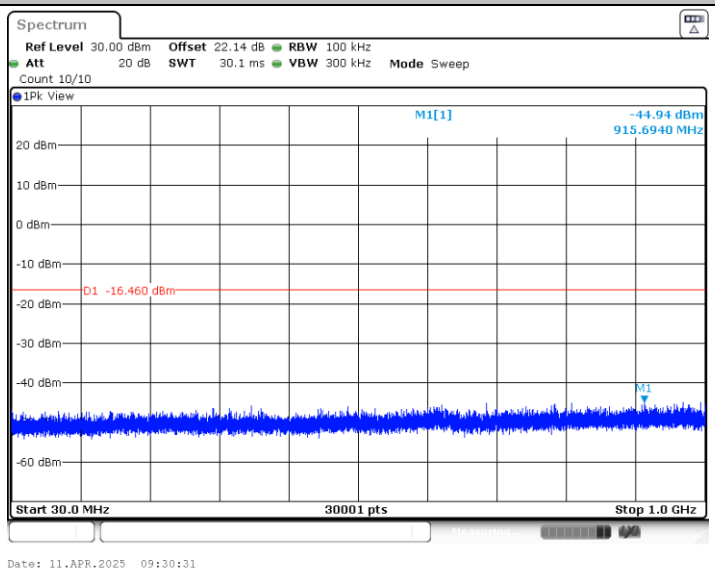

11AX40_Ant6_2422_1000~26500

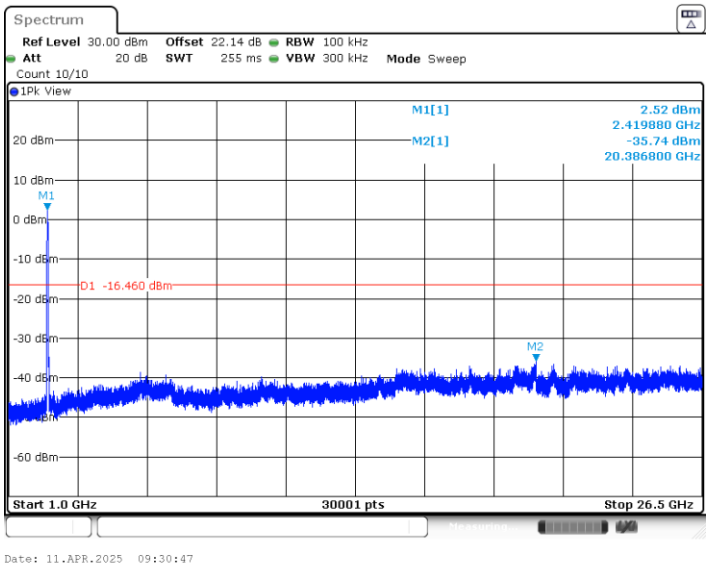

11AX40_Ant6_2437_30~1000

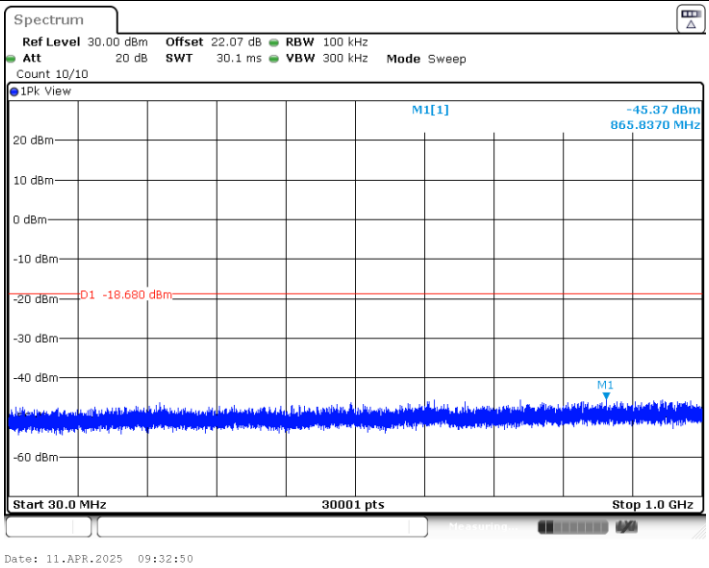

11AX40_Ant6_2437_1000~26500

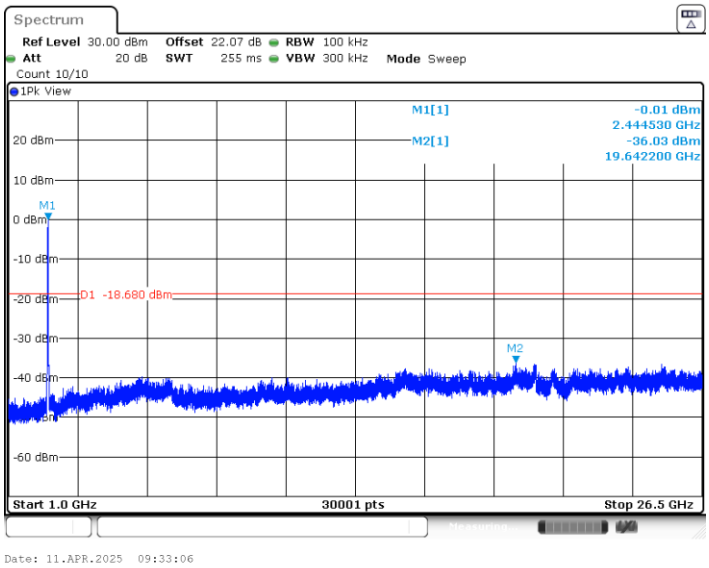

11AX40_Ant6_2452_30~1000

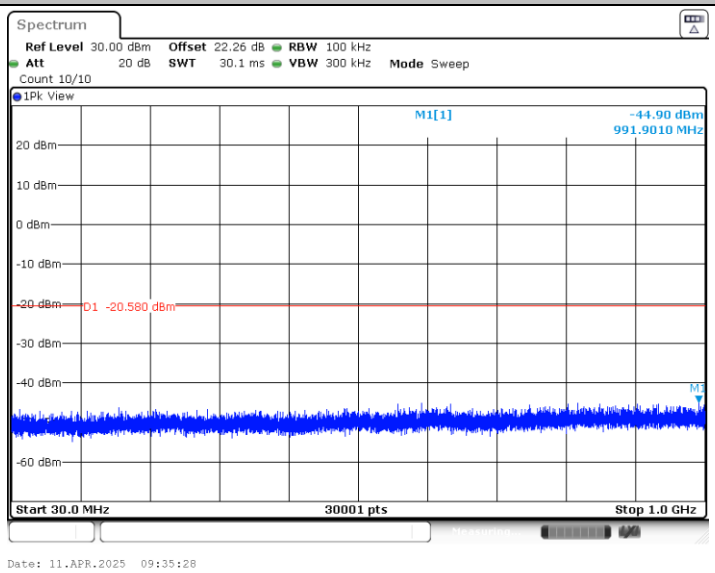

11AX40_Ant6_2452_1000~26500

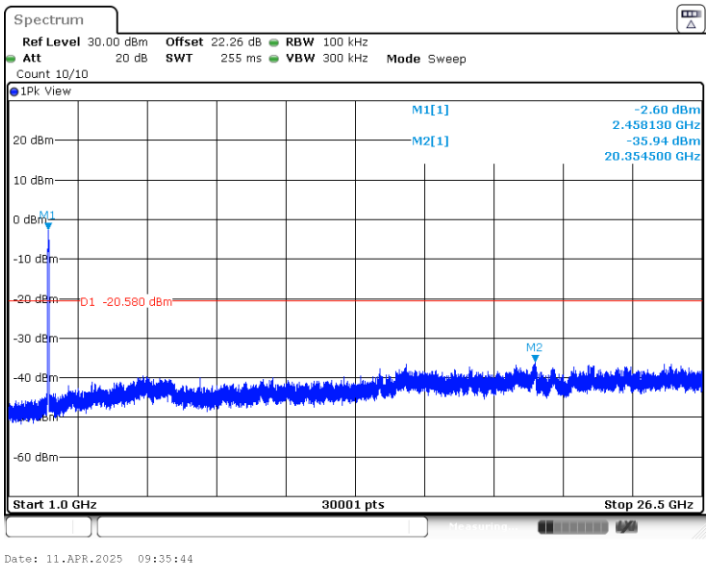

Partial RU:

Maximum power spectral density

Test Result

TestMode	Antenna	Freq(MHz)	RuSize	RuIndex	Result [dBm/3kHz]	Limit [dBm/3kHz]	Verdict
11AX20	Ant6	2412	26Tone	RU0	-8.40	≤8.00	PASS
			52Tone	RU37	-8.37	≤8.00	PASS
			106Tone	RU53	-7.93	≤8.00	PASS
		2437	26Tone	RU0	-8.27	≤8.00	PASS
			52Tone	RU37	-8.15	≤8.00	PASS
			106Tone	RU53	-8.17	≤8.00	PASS
		2462	26Tone	RU8	-12.20	≤8.00	PASS
			52Tone	RU40	-12.04	≤8.00	PASS
			106Tone	RU54	-12.19	≤8.00	PASS

Test Graphs

11AX20_Ant6_2412_26Tone_RU0

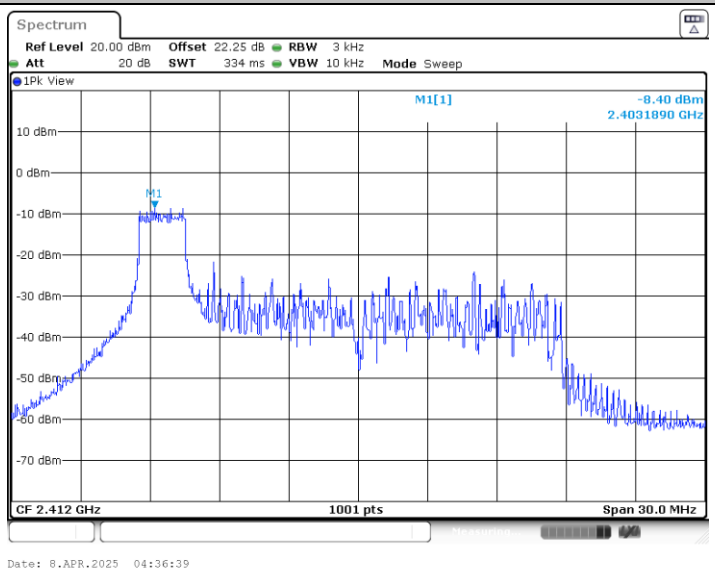

11AX20_Ant6_2412_52Tone_RU37

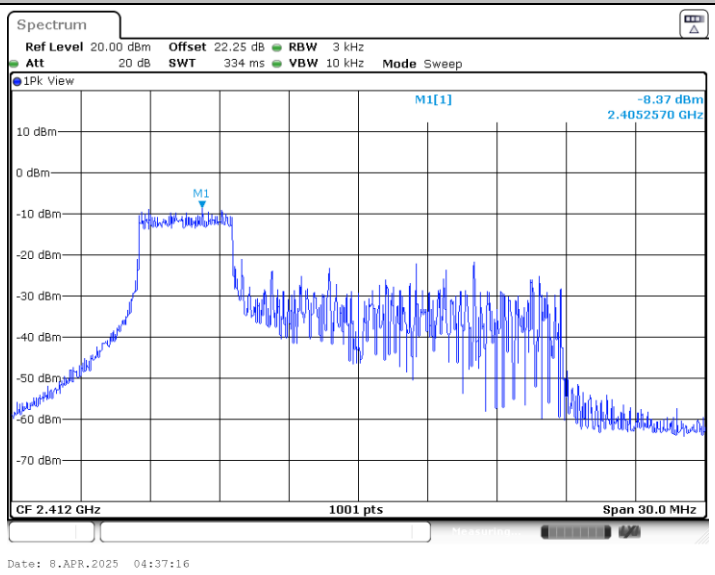

11AX20_Ant6_2412_106Tone_RU53

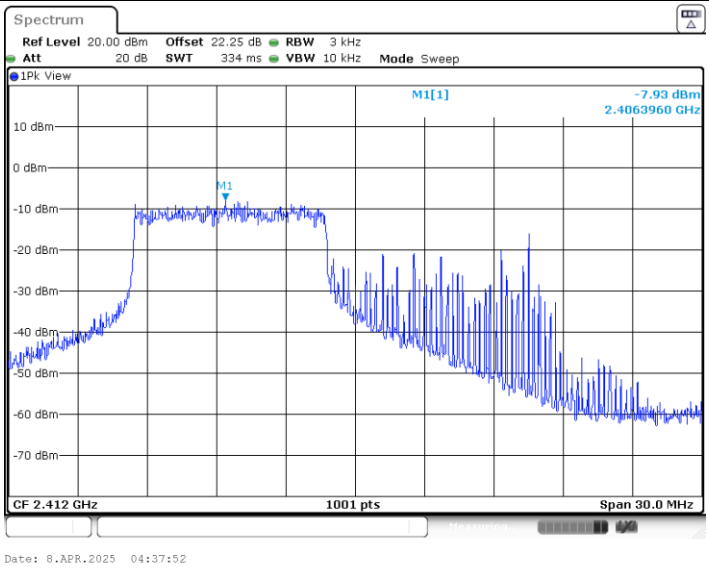

11AX20_Ant6_2437_26Tone_RU0

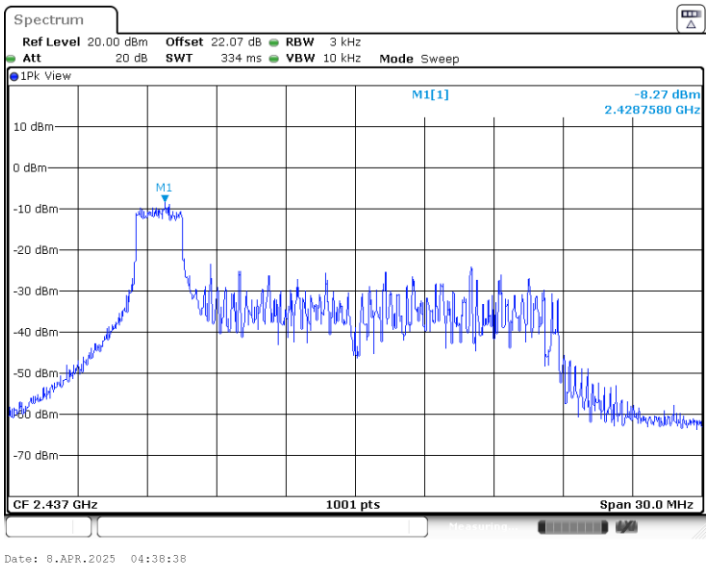

11AX20_Ant6_2437_52Tone_RU37

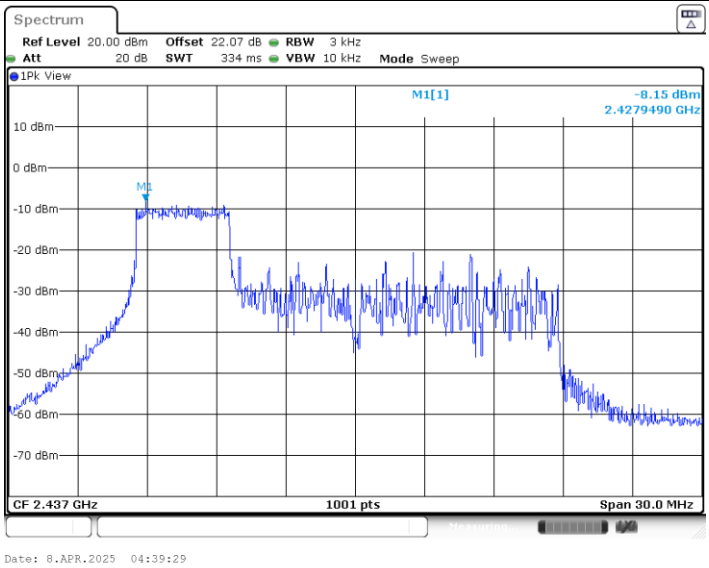

11AX20_Ant6_2437_106Tone_RU53

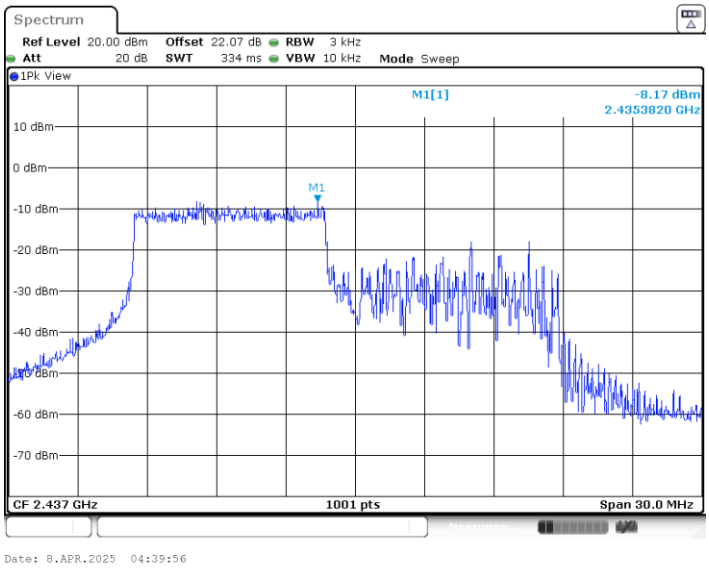

11AX20_Ant6_2462_26Tone_RU8

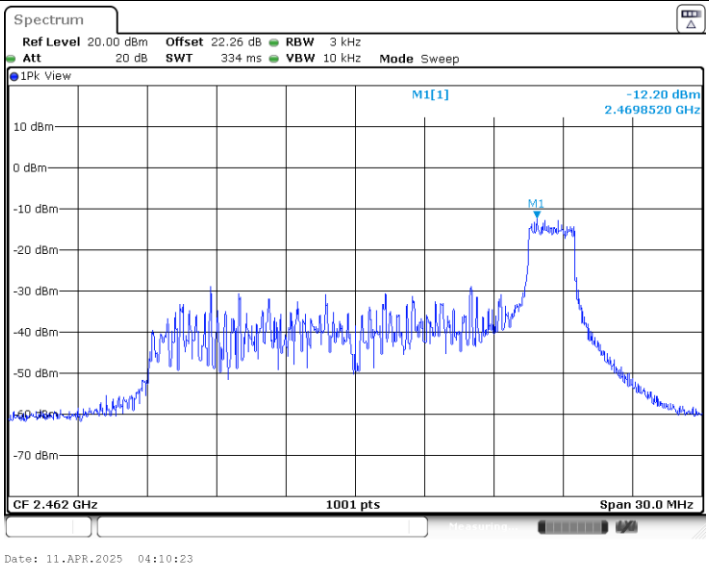

11AX20_Ant6_2462_52Tone_RU40

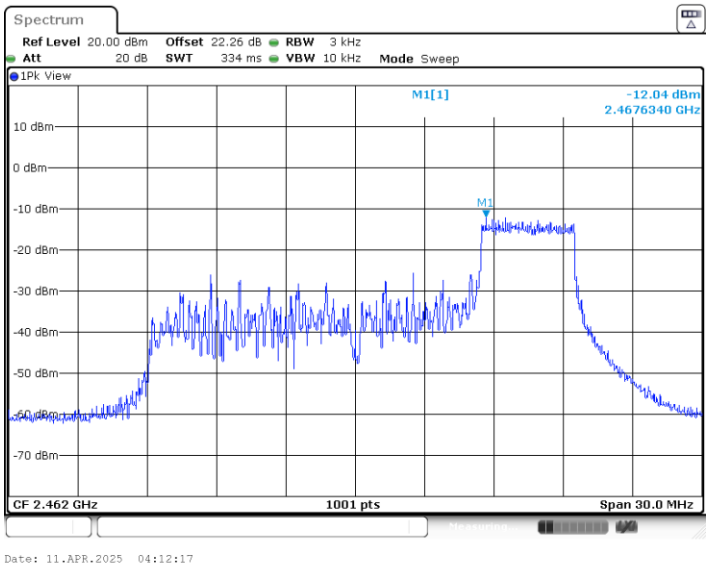

11AX20_Ant6_2462_106Tone_RU54
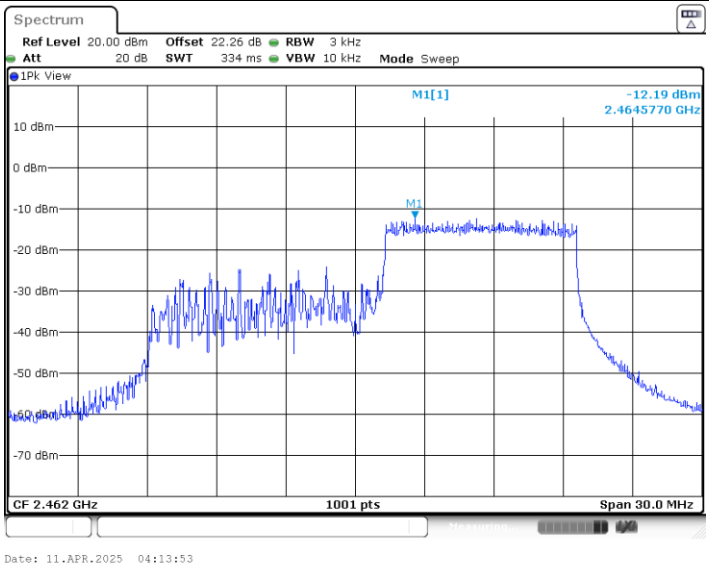

Appendix B. AC Conducted Emission Test Results

Test Engineer :	XuRuibin	**Temperature :**	22~24℃
		Relative Humidity :	44~50%
Test Voltage :	120Vac / 60Hz	**Phase :**	Line
Remark :	All emissions not reported here are more than 10 dB below the prescribed limit.		

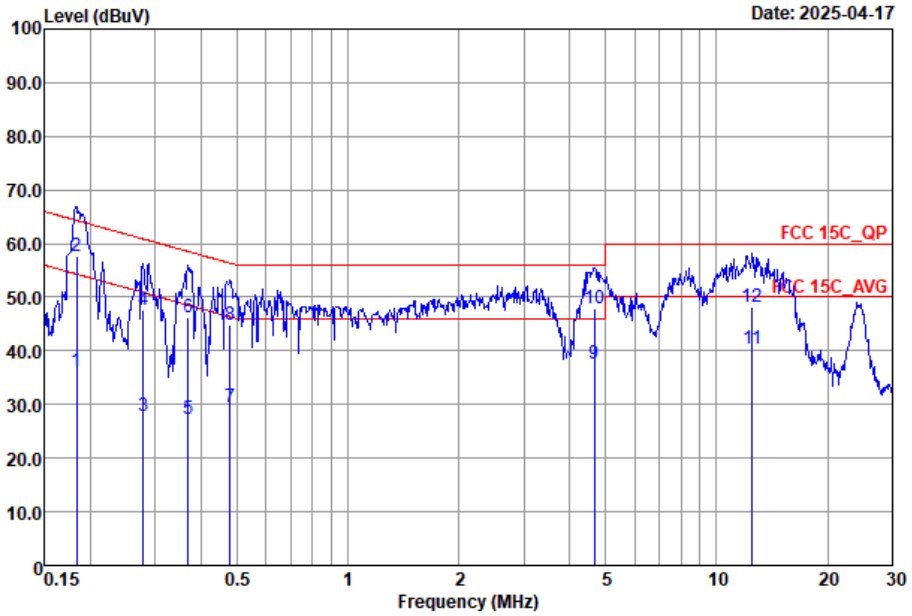

Site : CO02-SZ
Condition : FCC 15C_QP LISN_2025-L LINE

		Freq MHz	Level dBuV	Over Limit dB	Limit Line dBuV	Read Level dBuV	LISN Factor dB	Cable Loss dB	Remark
1		0.18	36.28	-18.05	54.33	16.41	9.69	10.18	Average
2	*	0.18	57.58	-6.75	64.33	37.71	9.69	10.18	QP
3		0.28	27.95	-22.90	50.85	8.01	9.74	10.20	Average
4		0.28	47.55	-13.30	60.85	27.61	9.74	10.20	QP
5		0.37	27.24	-21.28	48.52	7.30	9.72	10.22	Average
6		0.37	46.24	-12.28	58.52	26.30	9.72	10.22	QP
7		0.48	29.42	-16.94	46.36	9.49	9.69	10.24	Average
8		0.48	44.92	-11.44	56.36	24.99	9.69	10.24	QP
9		4.67	37.72	-8.28	46.00	17.80	9.65	10.27	Average
10		4.67	48.02	-7.98	56.00	28.10	9.65	10.27	QP
11		12.52	40.37	-9.63	50.00	20.50	9.64	10.23	Average
12		12.52	48.27	-11.73	60.00	28.40	9.64	10.23	QP

Test Engineer :	XuRuibin	**Temperature :**	22~24℃
		Relative Humidity :	44~50%
Test Voltage :	120Vac / 60Hz	**Phase :**	Neutral
Remark :	All emissions not reported here are more than 10 dB below the prescribed limit.		

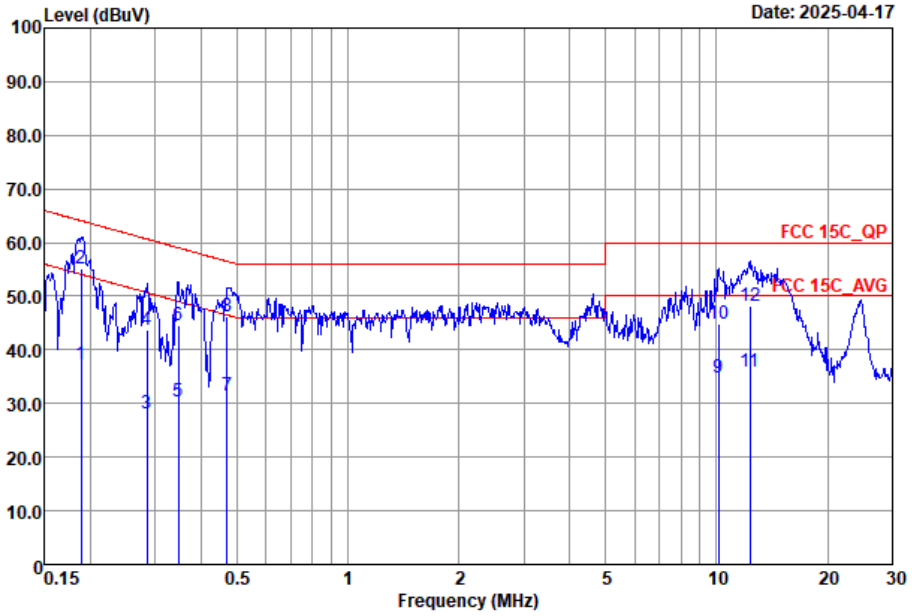

Site : CO02-SZ
Condition : FCC 15C_QP LISN_2025-N NEUTRAL

		Freq MHz	Level dBuV	Over Limit dB	Limit Line dBuV	Read Level dBuV	LISN Factor dB	Cable Loss dB	Remark
1		0.19	37.21	-16.85	54.06	17.20	9.83	10.18	Average
2	*	0.19	55.11	-8.95	64.06	35.10	9.83	10.18	QP
3		0.28	28.10	-22.58	50.68	8.10	9.80	10.20	Average
4		0.28	43.80	-16.88	60.68	23.80	9.80	10.20	QP
5		0.35	30.30	-18.75	49.05	10.49	9.59	10.22	Average
6		0.35	44.60	-14.45	59.05	24.79	9.59	10.22	QP
7		0.47	31.35	-15.14	46.49	11.09	10.02	10.24	Average
8		0.47	46.25	-10.24	56.49	25.99	10.02	10.24	QP
9		10.13	34.80	-15.20	50.00	15.00	9.62	10.18	Average
10		10.13	44.80	-15.20	60.00	25.00	9.62	10.18	QP
11		12.32	35.99	-14.01	50.00	16.09	9.67	10.23	Average
12		12.32	48.29	-11.71	60.00	28.39	9.67	10.23	QP

Note:

1. Level(dBμV) = Read Level(dBμV) + LISN Factor(dB) + Cable Loss(dB)
2. Over Limit(dB) = Level(dBμV) – Limit Line(dBμV)

Appendix C. Radiated Spurious Emission

Test Engineer :	Reid Huang	Relative Humidity :	50%
		Temperature :	20-24℃

Radiated Spurious Emission Test Modes

Mode	Band (MHz)	Antenna	Modulation	Channel	Frequency	Data Rate	RU	Remark
Mode 12	2400-2483.5	6	802.11b	01	2412	1Mbps	-	-
Mode 13	2400-2483.5	6	802.11b	06	2437	1Mbps	-	-
Mode 14	2400-2483.5	6	802.11b	11	2462	1Mbps	-	-
Mode 15	2400-2483.5	6	802.11g	01	2412	6Mbps	-	-
Mode 16	2400-2483.5	6	802.11g	06	2437	6Mbps	-	-
Mode 17	2400-2483.5	6	802.11g	11	2462	6Mbps	-	-
Mode 18	2400-2483.5	6	802.11ax HE20	01	2412	MCS0	Full	-
Mode 19	2400-2483.5	6	802.11ax HE20	06	2437	MCS0	Full	-
Mode 20	2400-2483.5	6	802.11ax HE20	11	2462	MCS0	Full	-
Mode 21	2400-2483.5	6	802.11ax HE20	01	2412	MCS0	Partial RU26/0	-
Mode 22	2400-2483.5	6	802.11ax HE20	01	2412	MCS0	Partial RU52/37	-
Mode 23	2400-2483.5	6	802.11ax HE20	01	2412	MCS0	Partial RU106/53	-
Mode 24	2400-2483.5	6	802.11ax HE20	11	2462	MCS0	Partial RU26/8	-
Mode 25	2400-2483.5	6	802.11ax HE20	11	2462	MCS0	Partial RU52/40	-
Mode 26	2400-2483.5	6	802.11ax HE20	11	2462	MCS0	Partial RU106/54	-
Mode 27	2400-2483.5	6	802.11ax HE40	03	2422	MCS0	-	-
Mode 28	2400-2483.5	6	802.11ax HE40	06	2437	MCS0	-	-
Mode 29	2400-2483.5	6	802.11ax HE40	09	2452	MCS0	-	-
Mode 30	2400-2483.5	6	802.11g_LF	11	2462	6Mbps	-	LF
Mode 31	CO-TX	0	LTE Band 13 Link	-	-	-	-	-
		6	802.11g	11	2462	-	-	-
Mode 32	2400-2483.5	6	802.11ax HE20	10	2457	MCS0	-	-
Mode 33	2400-2483.5	6	802.11g	10	2457	6Mbps	-	-

Summary of each worse mode

Mode	Modulation	Ch.	Freq. (MHz)	Level (dBuV/m)	Limit (dBuV/m)	Margin (dB)	Pol.	Peak Avg.	Result	Remark
12	802.11b	01	2363.69	38.47	54.00	-15.53	H	AVERAGE	Pass	Band Edge
12	802.11b	01	4824.00	43.63	54.00	-10.37	V	Average	Pass	Harmonic
13	802.11b	06	-	-	-	-	-	-	-	Band Edge
13	802.11b	06	4874.00	46.39	54.00	-7.61	V	Average	Pass	Harmonic
14	802.11b	11	2483.51	43.21	54.00	-10.79	V	AVERAGE	Pass	Band Edge
14	802.11b	11	4924.00	46.92	74.00	-27.08	V	Peak	Pass	Harmonic
15	802.11g	01	2389.95	46.44	54.00	-7.56	V	AVERAGE	Pass	Band Edge
15	802.11g	01	4824.00	43.90	74.00	-30.10	V	Peak	Pass	Harmonic
16	802.11g	06	2484.12	41.16	54.00	-12.84	V	AVERAGE	Pass	Band Edge
16	802.11g	06	7311.00	45.56	74.00	-28.44	H	Peak	Pass	Harmonic
17	802.11g	11	2483.55	50.75	54.00	-3.25	V	AVERAGE	Pass	Band Edge
17	802.11g	11	7386.00	44.95	74.00	-29.05	V	Peak	Pass	Harmonic
18	802.11ax HE20	01	2389.95	50.60	54.00	-3.40	V	AVERAGE	Pass	Band Edge
18	802.11ax HE20	01	4824.00	42.81	74.00	-31.19	V	Peak	Pass	Harmonic
19	802.11ax HE20	06	2483.56	41.52	54.00	-12.48	V	AVERAGE	Pass	Band Edge
19	802.11ax HE20	06	7311.00	45.16	74.00	-28.84	H	Peak	Pass	Harmonic
20	802.11ax HE20	11	2483.81	49.50	54.00	-4.50	V	AVERAGE	Pass	Band Edge
20	802.11ax HE20	11	7386.00	45.46	74.00	-28.54	H	Peak	Pass	Harmonic
21	802.11ax HE20	01	2363.82	38.96	54.00	-15.04	V	AVERAGE	Pass	Band Edge
21	802.11ax HE20	01	-	-	-	-	-	-	-	Harmonic
22	802.11ax HE20	01	2359.40	38.55	54.00	-15.45	H	AVERAGE	Pass	Band Edge
22	802.11ax HE20	01	-	-	-	-	-	-	-	Harmonic
23	802.11ax HE20	01	2389.95	39.16	54.00	-14.84	V	AVERAGE	Pass	Band Edge
23	802.11ax HE20	01	-	-	-	-	-	-	-	Harmonic
24	802.11ax HE20	11	2484.08	39.05	54.00	-14.95	V	AVERAGE	Pass	Band Edge
24	802.11ax HE20	11	-	-	-	-	-	-	-	Harmonic
25	802.11ax HE20	11	2483.74	39.24	54.00	-14.76	V	AVERAGE	Pass	Band Edge
25	802.11ax HE20	11	-	-	-	-	-	-	-	Harmonic
26	802.11ax HE20	11	2483.51	45.48	54.00	-8.52	V	AVERAGE	Pass	Band Edge
26	802.11ax HE20	11	-	-	-	-	-	-	-	Harmonic
27	802.11ax HE40	03	2389.30	49.60	54.00	-4.40	V	AVERAGE	Pass	Band Edge
27	802.11ax HE40	03	-	-	-	-	-	-	-	Harmonic
28	802.11ax HE40	06	2483.62	49.79	54.00	-4.21	V	AVERAGE	Pass	Band Edge
28	802.11ax HE40	06	-	-	-	-	-	-	-	Harmonic
29	802.11ax HE40	09	2483.82	50.27	54.00	-3.73	V	AVERAGE	Pass	Band Edge
29	802.11ax HE40	09	-	-	-	-	-	-	-	Harmonic
30	802.11g_LF	11	34.85	25.73	40.00	-14.27	V	Peak	Pass	LF
31	802.11g	11	2483.55	50.07	54.00	-3.93	V	AVERAGE	Pass	Band Edge
	802.11g	11	7386.00	45.70	74.00	-28.30	V	Peak	Pass	Harmonic
32	802.11ax HE20	10	2483.57	48.96	54.00	-5.04	V	AVERAGE	Pass	Band Edge
32	802.11ax HE20	10	-	-	-	-	-	-	-	Harmonic
33	802.11g	10	2483.53	50.01	54.00	-3.99	V	AVERAGE	Pass	Band Edge
33	802.11g	10	-	-	-	-	-	-	-	Harmonic

Mode	12	
	Band Edge	
	2400-2483.5_802.11b_CH01_2412MHz	
ANT	6	
Pol.	Horizontal	Fundamental
Peak	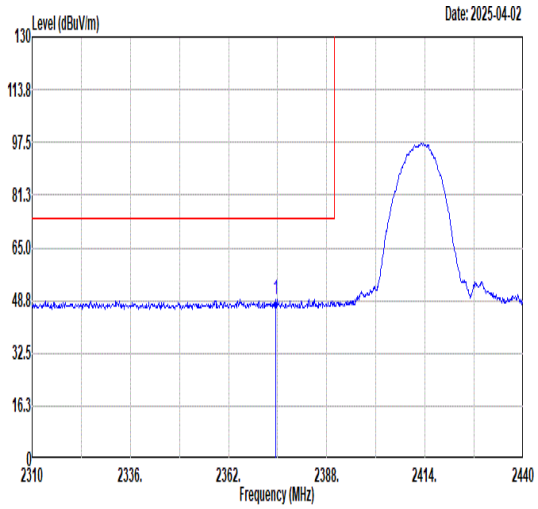 Freq Level Limit Line Margin Read Level Ant Factor Cable Loss Preamp Factor APos TPos Remark MHz dBuV/m dBuV/m dB dBuV dB/m dB dB cm deg 1 2374.48 49.17 74.00 -24.83 47.69 30.43 4.78 33.73 322 329 PEAK	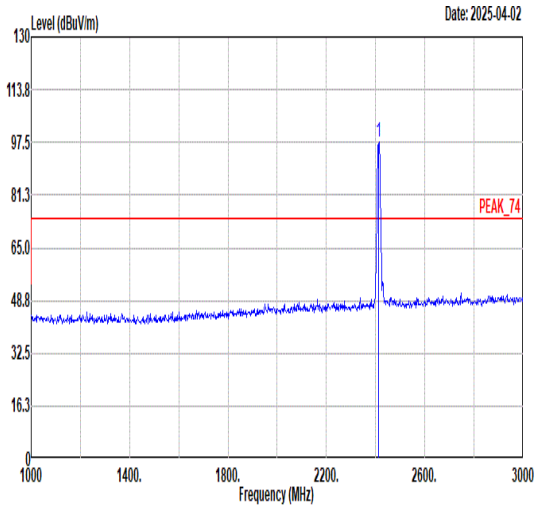 Freq Level Limit Line Margin Read Level Ant Factor Cable Loss Preamp Factor APos TPos Remark MHz dBuV/m dBuV/m dB dBuV dB/m dB dB cm deg 1 2412.00 97.66 ------ ------ 96.05 30.45 4.82 33.66 322 329 PEAK
Avg	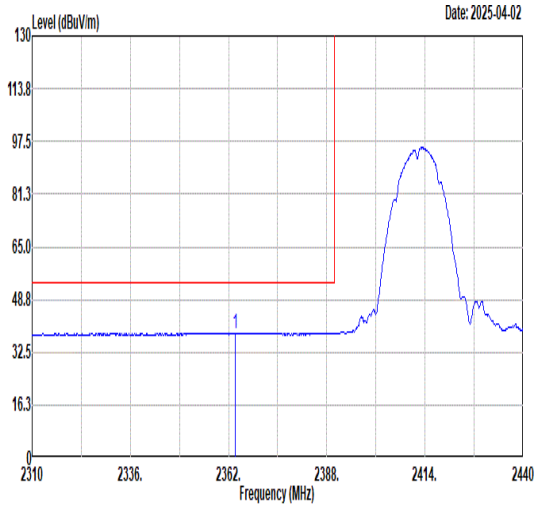 Freq Level Limit Line Margin Read Level Ant Factor Cable Loss Preamp Factor APos TPos Remark MHz dBuV/m dBuV/m dB dBuV dB/m dB dB cm deg 1 2363.69 38.47 54.00 -15.53 37.03 30.42 4.77 33.75 322 329 AVERAGE	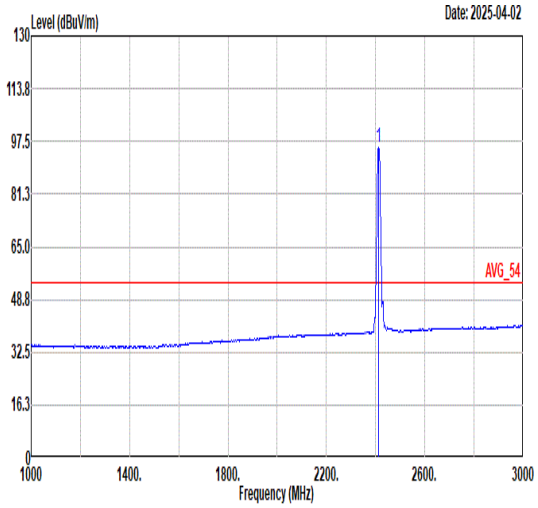 Freq Level Limit Line Margin Read Level Ant Factor Cable Loss Preamp Factor APos TPos Remark MHz dBuV/m dBuV/m dB dBuV dB/m dB dB cm deg 1 2412.00 95.44 ------ ------ 93.83 30.45 4.82 33.66 322 329 AVERAGE

Mode	12	
	Band Edge	
	2400-2483.5_802.11b_CH01_2412MHz	
ANT	6	
Pol.	Vertical	Fundamental
Peak	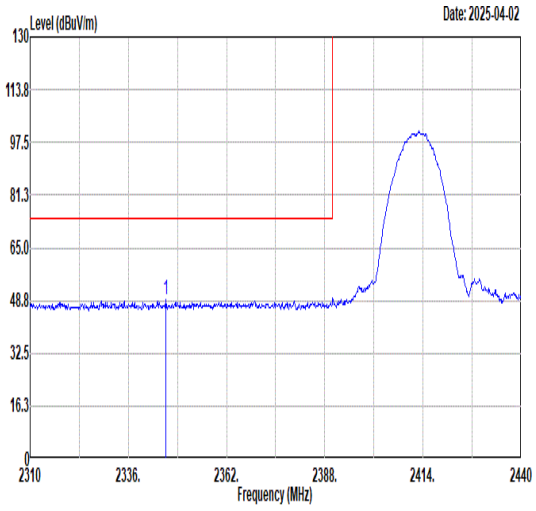 Freq Level Limit Line Margin Read Level Ant Factor Cable Loss Preamp Factor APos TPos Remark MHz dBuV/m dBuV/m dB dBuV dB/m dB dB cm deg 1 2346.01 48.85 74.00 -25.15 47.47 30.41 4.75 33.78 126 234 PEAK	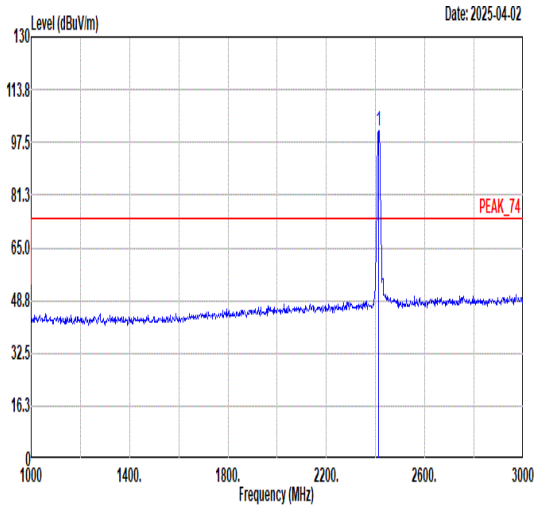 Freq Level Limit Line Margin Read Level Ant Factor Cable Loss Preamp Factor APos TPos Remark MHz dBuV/m dBuV/m dB dBuV dB/m dB dB cm deg 1 2412.00 101.27 ------ ------ 99.66 30.45 4.82 33.66 126 234 PEAK
Avg	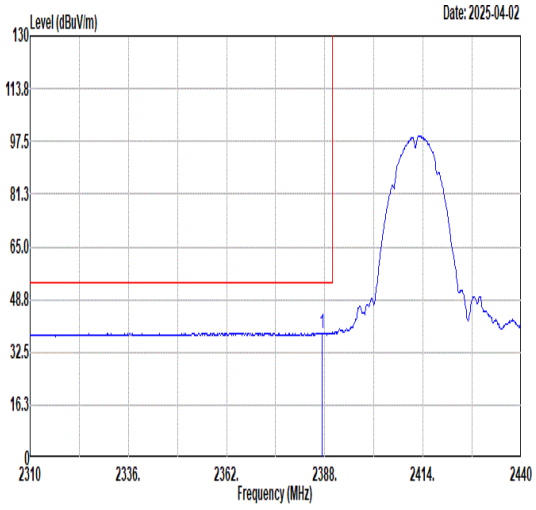 Freq Level Limit Line Margin Read Level Ant Factor Cable Loss Preamp Factor APos TPos Remark MHz dBuV/m dBuV/m dB dBuV dB/m dB dB cm deg 1 2387.22 38.46 54.00 -15.54 36.95 30.43 4.79 33.71 126 234 AVERAGE	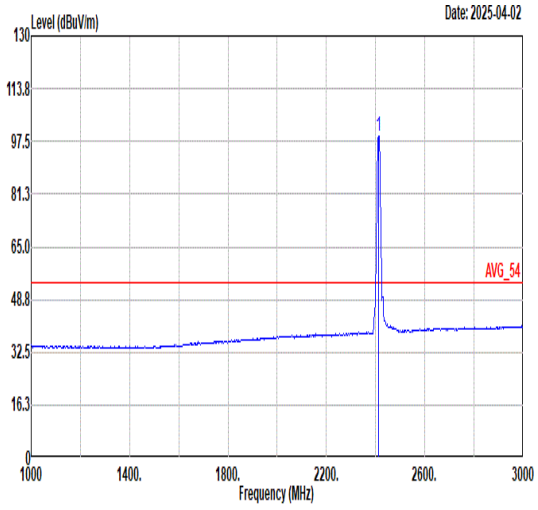 Freq Level Limit Line Margin Read Level Ant Factor Cable Loss Preamp Factor APos TPos Remark MHz dBuV/m dBuV/m dB dBuV dB/m dB dB cm deg 1 2412.00 99.13 ------ ------ 97.52 30.45 4.82 33.66 126 234 AVERAGE

Mode	12	
	Harmonic	
	2400-2483.5_802.11b_CH01_2412MHz	
ANT	6	
Pol.	Horizontal	Vertical
Peak Avg	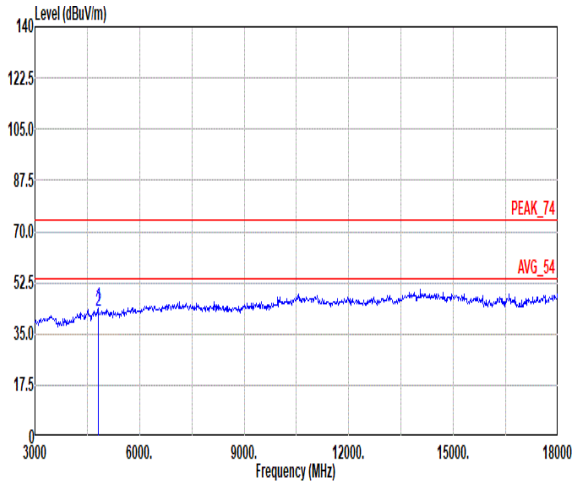 Freq Level Limit Line Margin Read Level Ant Factor Cable Loss Preamp Factor APos TPos Remark MHz dBuV/m dBuV/m dB dBuV dB/m dB dB cm deg 1 4824.00 44.64 74.00 -29.36 60.54 33.83 7.75 57.48 100 98 Peak 2 4824.00 42.53 54.00 -11.47 58.43 33.83 7.75 57.48 100 98 Average	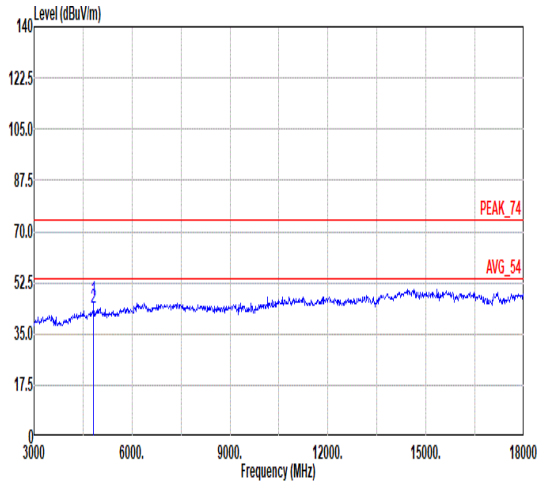 Freq Level Limit Line Margin Read Level Ant Factor Cable Loss Preamp Factor APos TPos Remark MHz dBuV/m dBuV/m dB dBuV dB/m dB dB cm deg 1 4824.00 46.33 74.00 -27.67 62.23 33.83 7.75 57.48 105 333 Peak 2 4824.00 43.63 54.00 -10.37 59.53 33.83 7.75 57.48 105 333 Average

Mode	13	
	Harmonic	
	2400-2483.5_802.11b_CH06_2437MHz	
ANT	6	
Pol.	Horizontal	Vertical
Peak Avg	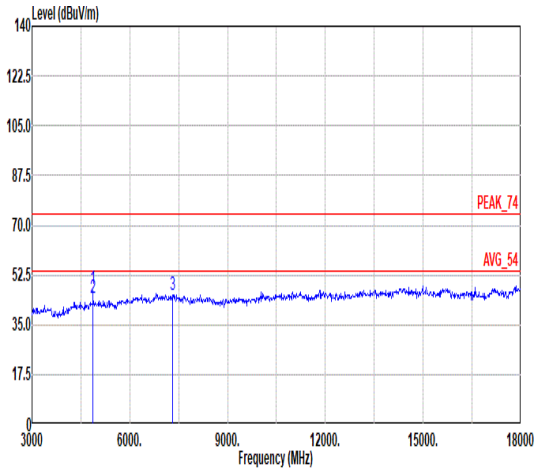 Freq Level Limit Line Margin Read Level Ant Factor Cable Loss Preamp Factor APos TPos Remark MHz dBuV/m dBuV/m dB dBuV dB/m dB dB cm deg 1 4874.00 47.58 74.00 -26.42 63.48 33.85 7.77 57.52 100 106 Peak 2 4874.00 44.62 54.00 -9.38 60.52 33.85 7.77 57.52 100 106 Average 3 7311.00 45.29 74.00 -28.71 58.98 36.30 8.93 58.92 -- -- Peak	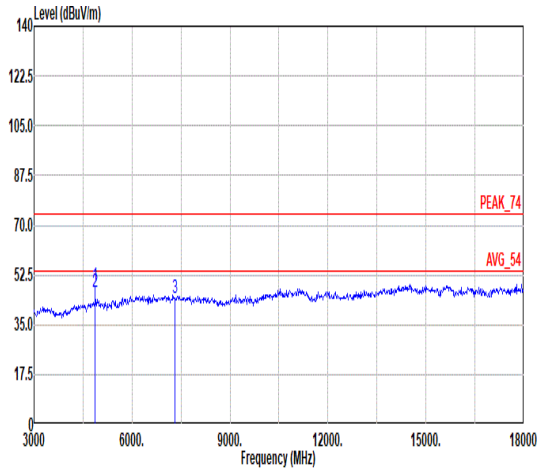 Freq Level Limit Line Margin Read Level Ant Factor Cable Loss Preamp Factor APos TPos Remark MHz dBuV/m dBuV/m dB dBuV dB/m dB dB cm deg 1 4874.00 48.59 74.00 -25.41 64.49 33.85 7.77 57.52 103 334 Peak 2 4874.00 46.39 54.00 -7.61 62.29 33.85 7.77 57.52 103 334 Average 3 7311.00 44.57 74.00 -29.43 58.26 36.30 8.93 58.92 -- -- Peak

Mode	14	
	Band Edge	
	2400-2483.5_802.11b_CH11_2462MHz	
ANT	6	
Pol.	Horizontal	Fundamental
Peak	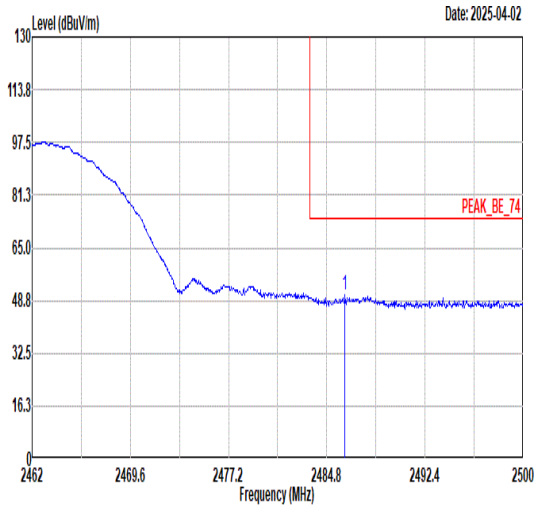 Freq Level Limit Line Margin Read Level Ant Factor Cable Loss Preamp Factor APos TPos Remark MHz dBuV/m dBuV/m dB dBuV dB/m dB dB cm deg 1 2486.21 50.38 74.00 -23.62 48.50 30.49 4.92 33.53 312 331 PEAK	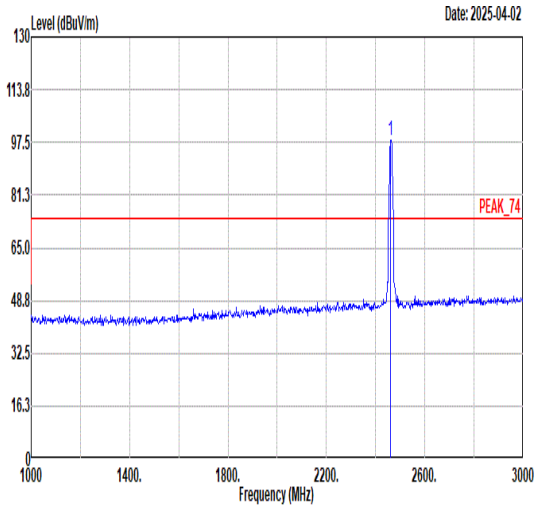 Freq Level Limit Line Margin Read Level Ant Factor Cable Loss Preamp Factor APos TPos Remark MHz dBuV/m dBuV/m dB dBuV dB/m dB dB cm deg 1 2462.00 98.27 ------ ------ 96.47 30.48 4.89 33.57 312 331 PEAK
Avg	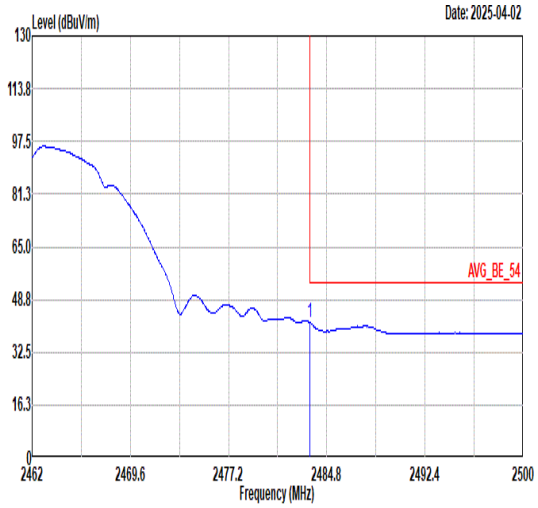 Freq Level Limit Line Margin Read Level Ant Factor Cable Loss Preamp Factor APos TPos Remark MHz dBuV/m dBuV/m dB dBuV dB/m dB dB cm deg 1 2483.51 41.69 54.00 -12.31 39.81 30.49 4.92 33.53 312 331 AVERAGE	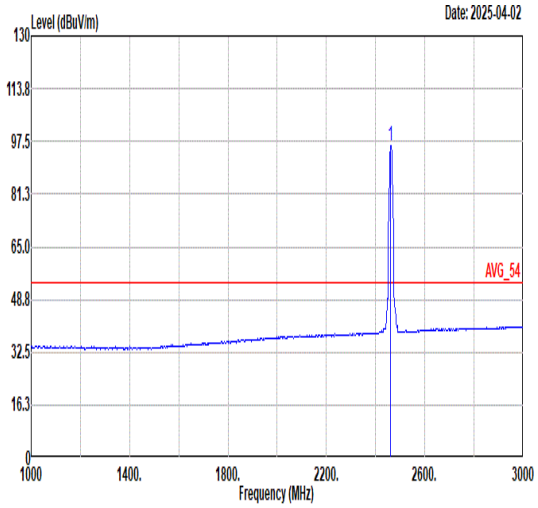 Freq Level Limit Line Margin Read Level Ant Factor Cable Loss Preamp Factor APos TPos Remark MHz dBuV/m dBuV/m dB dBuV dB/m dB dB cm deg 1 2462.00 96.02 ------ ------ 94.22 30.48 4.89 33.57 312 331 AVERAGE

Mode	14	
	Band Edge	
	2400-2483.5_802.11b_CH11_2462MHz	
ANT	6	
Pol.	Vertical	Fundamental
Peak	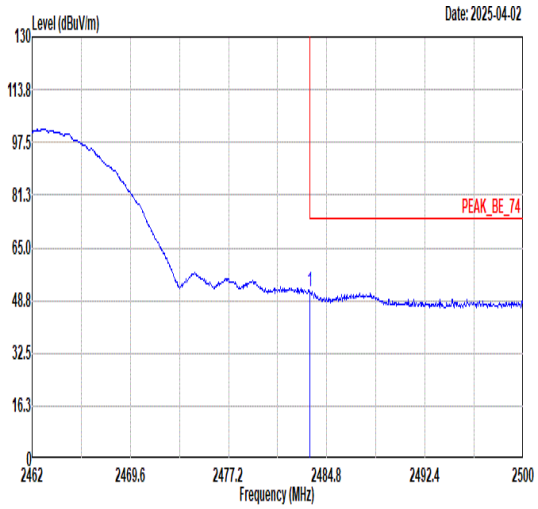 Freq Level Limit Line Margin Read Level Ant Factor Cable Loss Preamp Factor APos TPos Remark MHz dBuV/m dBuV/m dB dBuV dB/m dB dB cm deg 1 2483.51 51.34 74.00 -22.66 49.46 30.49 4.92 33.53 100 237 PEAK	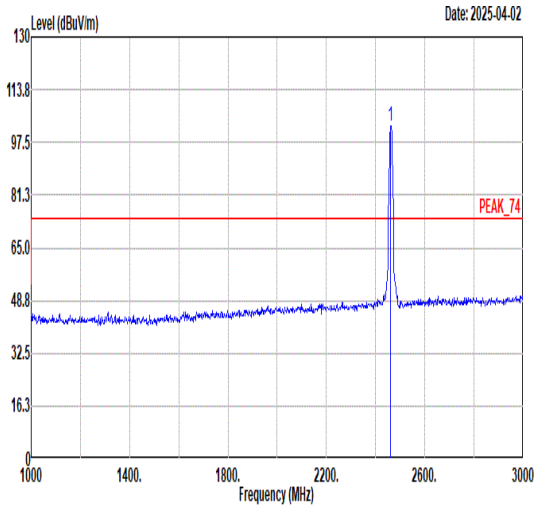 Freq Level Limit Line Margin Read Level Ant Factor Cable Loss Preamp Factor APos TPos Remark MHz dBuV/m dBuV/m dB dBuV dB/m dB dB cm deg 1 2462.00 102.54 ------ ------ 100.74 30.48 4.89 33.57 100 237 PEAK
Avg	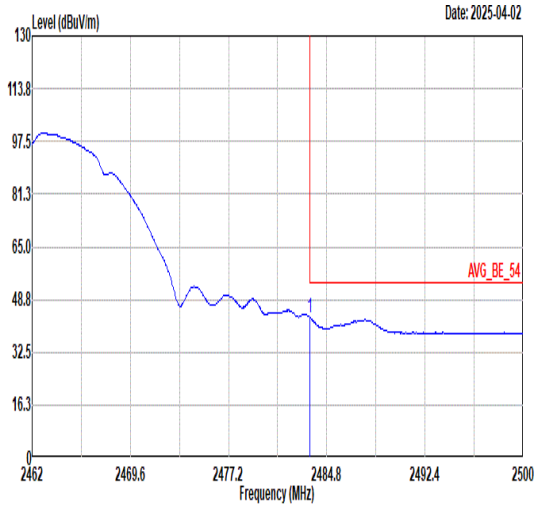 Freq Level Limit Line Margin Read Level Ant Factor Cable Loss Preamp Factor APos TPos Remark MHz dBuV/m dBuV/m dB dBuV dB/m dB dB cm deg 1 2483.51 43.21 54.00 -10.79 41.33 30.49 4.92 33.53 100 237 AVERAGE	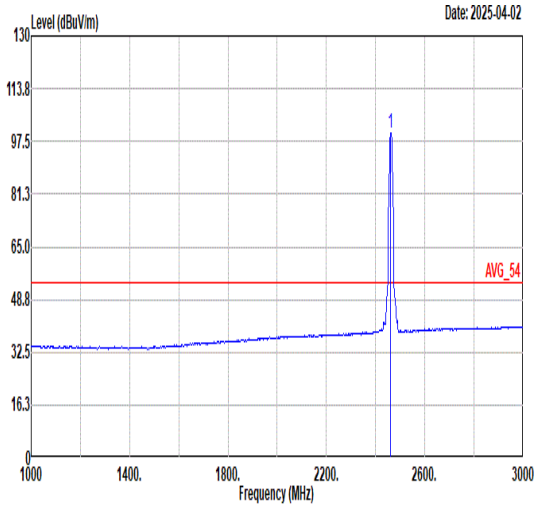 Freq Level Limit Line Margin Read Level Ant Factor Cable Loss Preamp Factor APos TPos Remark MHz dBuV/m dBuV/m dB dBuV dB/m dB dB cm deg 1 2462.00 100.18 ------ ------ 98.38 30.48 4.89 33.57 100 237 AVERAGE

Mode	14	
	Harmonic	
	2400-2483.5_802.11b_CH11_2462MHz	
ANT	6	
Pol.	Horizontal	Vertical
Peak Avg	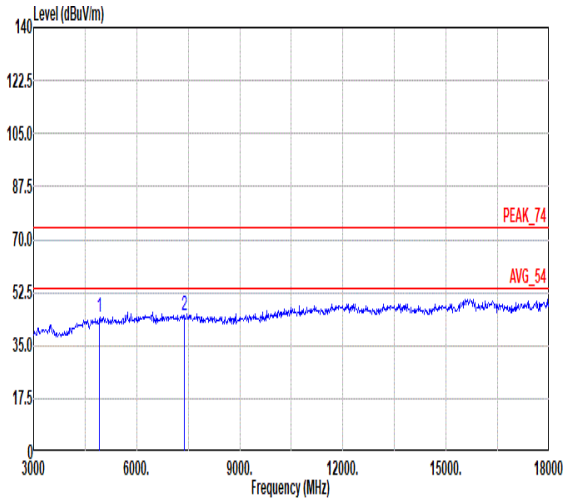 Freq Level Limit Line Margin Read Level Ant Factor Cable Loss Preamp Factor APos TPos Remark MHz dBuV/m dBuV/m dB dBuV dB/m dB dB cm deg 1 4924.00 44.28 74.00 -29.72 60.17 33.87 7.79 57.55 -- -- Peak 2 7386.00 44.78 74.00 -29.22 58.26 36.30 9.17 58.95 -- -- Peak	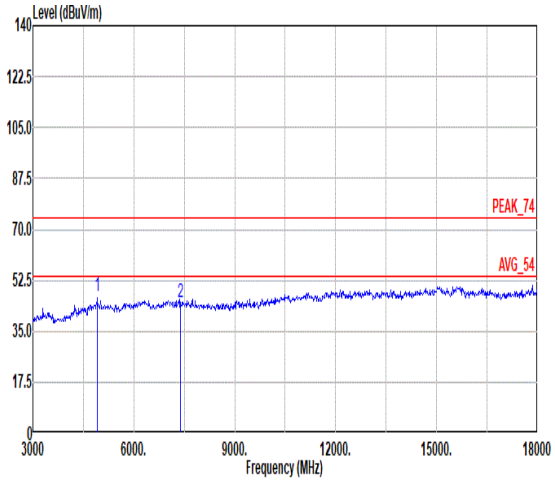 Freq Level Limit Line Margin Read Level Ant Factor Cable Loss Preamp Factor APos TPos Remark MHz dBuV/m dBuV/m dB dBuV dB/m dB dB cm deg 1 4924.00 46.92 74.00 -27.08 62.81 33.87 7.79 57.55 -- -- Peak 2 7386.00 44.85 74.00 -29.15 58.33 36.30 9.17 58.95 -- -- Peak

Mode	15	
	Band Edge	
	2400-2483.5_802.11g_CH01_2412MHz	
ANT	6	
Pol.	Horizontal	Fundamental
Peak	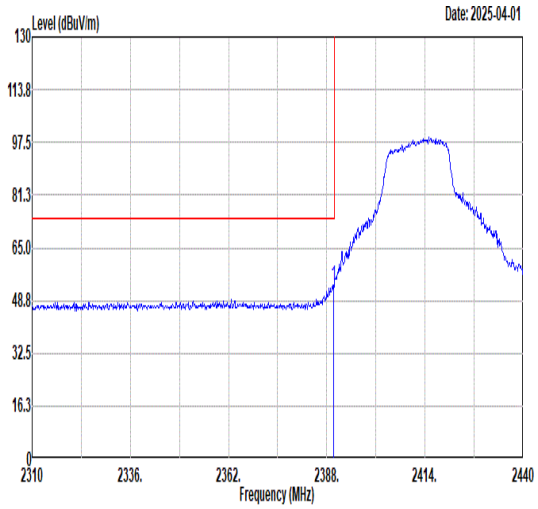 Freq Level Limit Line Margin Read Level Ant Factor Cable Loss Preamp Factor APos TPos Remark MHz dBuV/m dBuV/m dB dBuV dB/m dB dB cm deg 1 2389.82 53.49 74.00 -20.51 51.95 30.44 4.80 33.70 369 312 PEAK	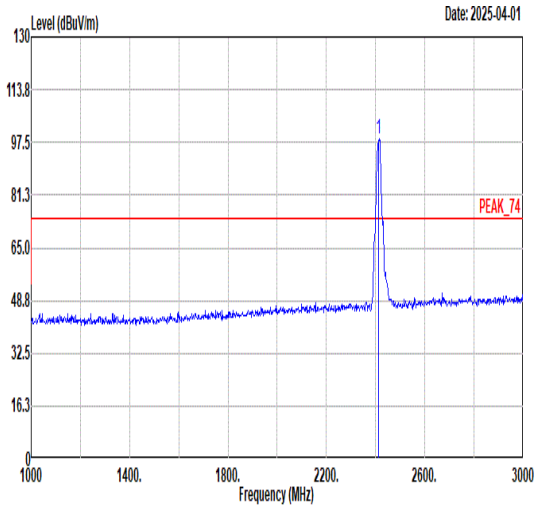 Freq Level Limit Line Margin Read Level Ant Factor Cable Loss Preamp Factor APos TPos Remark MHz dBuV/m dBuV/m dB dBuV dB/m dB dB cm deg 1 2412.00 98.52 ------ ------ 96.90 30.45 4.83 33.66 369 312 PEAK
Avg	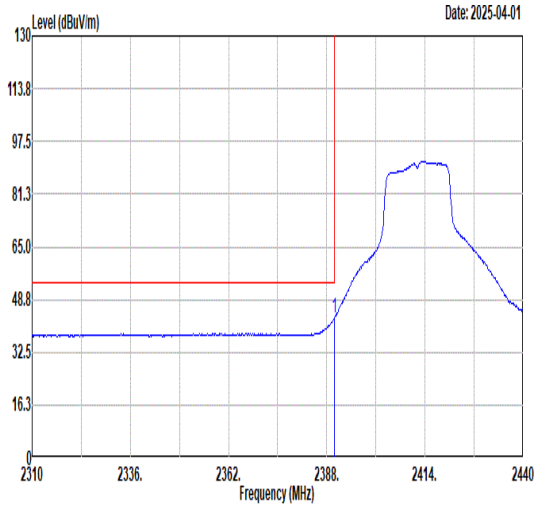 Freq Level Limit Line Margin Read Level Ant Factor Cable Loss Preamp Factor APos TPos Remark MHz dBuV/m dBuV/m dB dBuV dB/m dB dB cm deg 1 2389.95 42.95 54.00 -11.05 41.41 30.44 4.80 33.70 369 312 AVERAGE	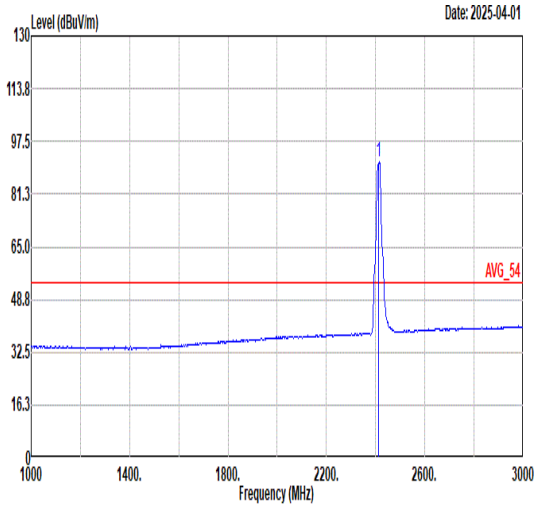 Freq Level Limit Line Margin Read Level Ant Factor Cable Loss Preamp Factor APos TPos Remark MHz dBuV/m dBuV/m dB dBuV dB/m dB dB cm deg 1 2412.00 91.10 ------ ------ 89.49 30.45 4.82 33.66 369 312 AVERAGE

Mode	15	
	Band Edge	
	2400-2483.5_802.11g_CH01_2412MHz	
ANT	6	
Pol.	Vertical	Fundamental
Peak	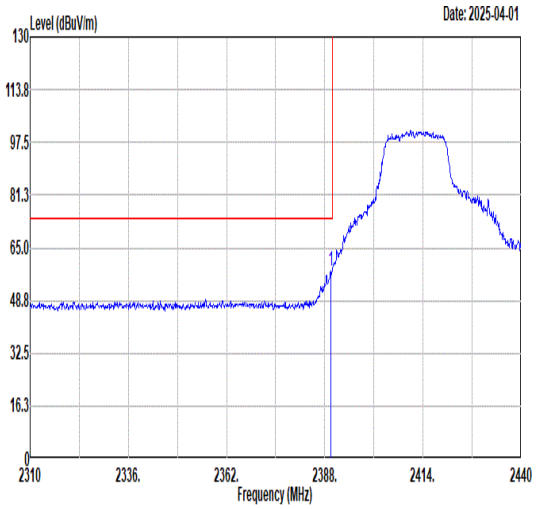 Freq Level Limit Line Margin Read Level Ant Factor Cable Loss Preamp Factor APos TPos Remark MHz dBuV/m dBuV/m dB dBuV dB/m dB dB cm deg 1 2389.56 57.96 74.00 -16.04 56.42 30.44 4.80 33.70 127 315 PEAK	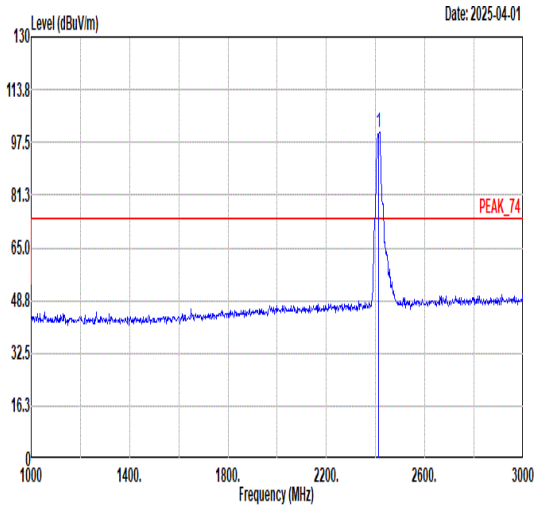 Freq Level Limit Line Margin Read Level Ant Factor Cable Loss Preamp Factor APos TPos Remark MHz dBuV/m dBuV/m dB dBuV dB/m dB dB cm deg 1 2412.00 100.53 ------ ------ 98.92 30.45 4.82 33.66 127 315 PEAK
Avg	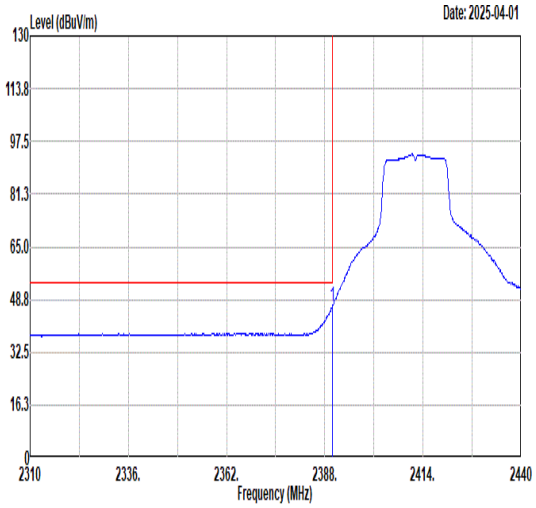 Freq Level Limit Line Margin Read Level Ant Factor Cable Loss Preamp Factor APos TPos Remark MHz dBuV/m dBuV/m dB dBuV dB/m dB dB cm deg 1 2389.95 46.44 54.00 -7.56 44.90 30.44 4.80 33.70 127 315 AVERAGE	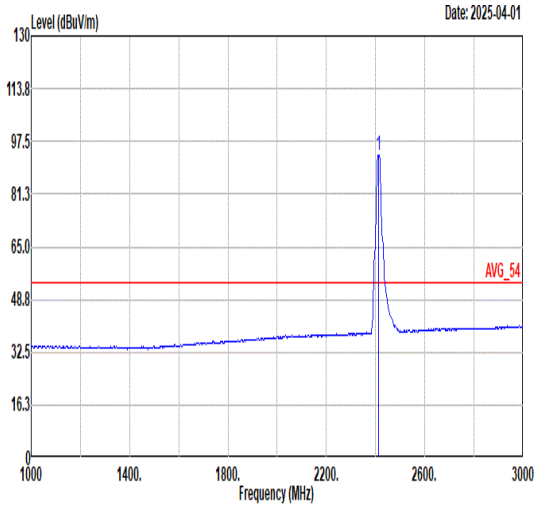 Freq Level Limit Line Margin Read Level Ant Factor Cable Loss Preamp Factor APos TPos Remark MHz dBuV/m dBuV/m dB dBuV dB/m dB dB cm deg 1 2412.00 93.39 ------ ------ 91.78 30.45 4.82 33.66 127 315 AVERAGE

Mode	15	
	Harmonic	
	2400-2483.5_802.11g_CH01_2412MHz	
ANT	6	
Pol.	Horizontal	Vertical
Peak Avg	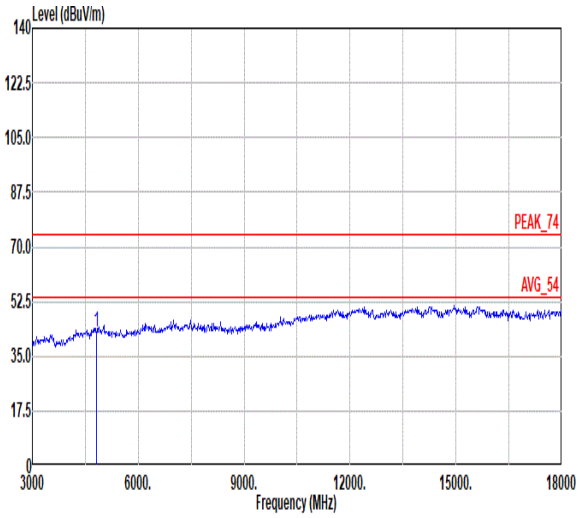 Freq Level Limit Line Margin Read Level Ant Factor Cable Loss Preamp Factor APos TPos Remark MHz dBuV/m dBuV/m dB dBuV dB/m dB dB cm deg 1 4824.00 42.74 74.00 -31.26 58.64 33.83 7.75 57.48 -- -- Peak	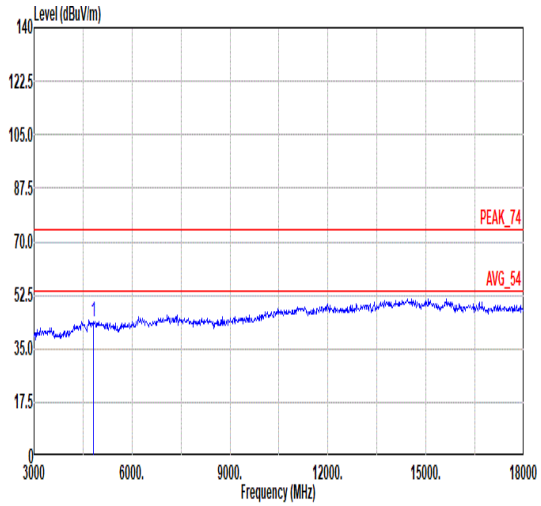 Freq Level Limit Line Margin Read Level Ant Factor Cable Loss Preamp Factor APos TPos Remark MHz dBuV/m dBuV/m dB dBuV dB/m dB dB cm deg 1 4824.00 43.90 74.00 -30.10 59.80 33.83 7.75 57.48 -- -- Peak

Mode	16	
	Band Edge - L	
	2400-2483.5_802.11g_CH06_2437MHz	
ANT	6	
Pol.	Horizontal	Fundamental
Peak	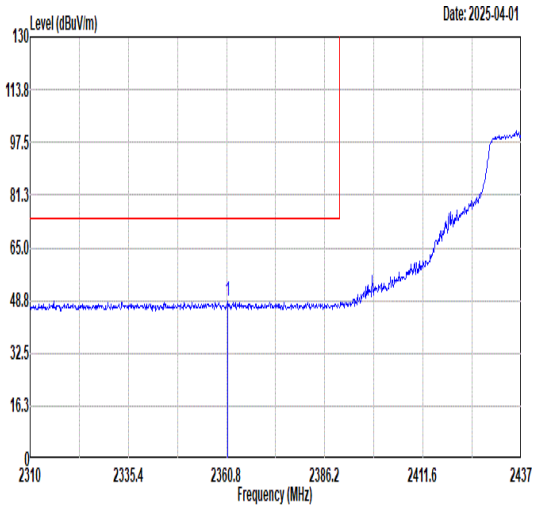 Freq Level Limit Line Margin Read Level Ant Factor Cable Loss Preamp Factor APos TPos Remark MHz dBuV/m dBuV/m dB dBuV dB/m dB dB cm deg 1 2361.18 48.81 74.00 -25.19 47.38 30.42 4.77 33.76 111 323 PEAK	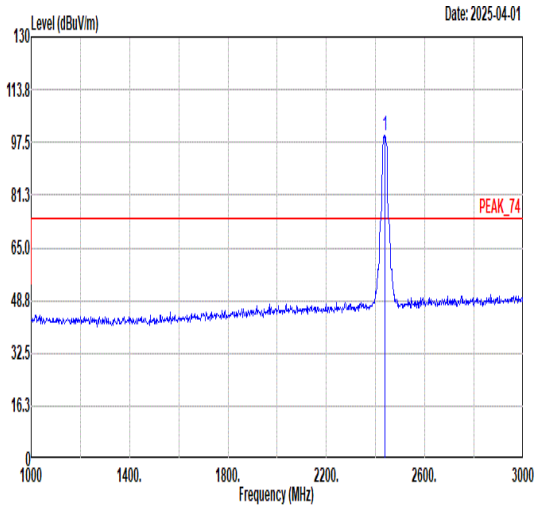 Freq Level Limit Line Margin Read Level Ant Factor Cable Loss Preamp Factor APos TPos Remark MHz dBuV/m dBuV/m dB dBuV dB/m dB dB cm deg 1 2437.00 99.42 ------ ------ 97.73 30.46 4.85 33.62 111 323 PEAK
Avg	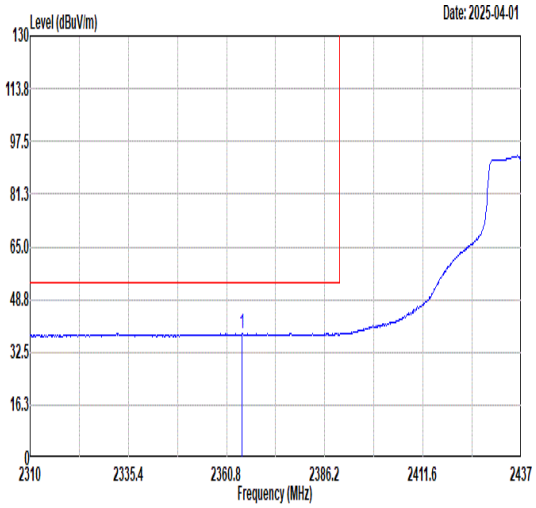 Freq Level Limit Line Margin Read Level Ant Factor Cable Loss Preamp Factor APos TPos Remark MHz dBuV/m dBuV/m dB dBuV dB/m dB dB cm deg 1 2364.86 38.21 54.00 -15.79 36.77 30.42 4.77 33.75 111 323 AVERAGE	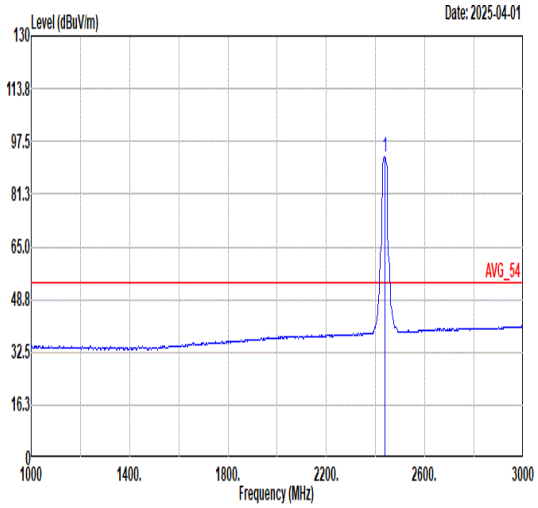 Freq Level Limit Line Margin Read Level Ant Factor Cable Loss Preamp Factor APos TPos Remark MHz dBuV/m dBuV/m dB dBuV dB/m dB dB cm deg 1 2437.00 92.89 ------ ------ 91.20 30.46 4.85 33.62 111 323 AVERAGE

Mode	16	
	Band Edge - R	
	2400-2483.5_802.11g_CH06_2437MHz	
ANT	6	
Pol.	Horizontal	Fundamental
Peak	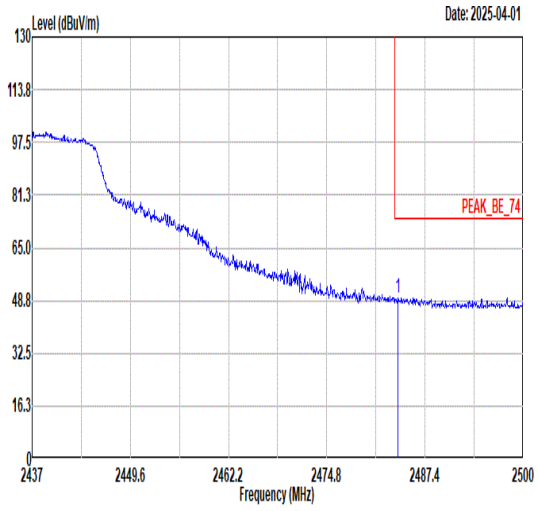 Freq Level Limit Line Margin Read Level Ant Factor Cable Loss Preamp Factor APos TPos Remark MHz dBuV/m dBuV/m dB dBuV dB/m dB dB cm deg 1 2483.94 49.62 74.00 -24.38 47.74 30.49 4.92 33.53 111 323 PEAK	Blank
Avg	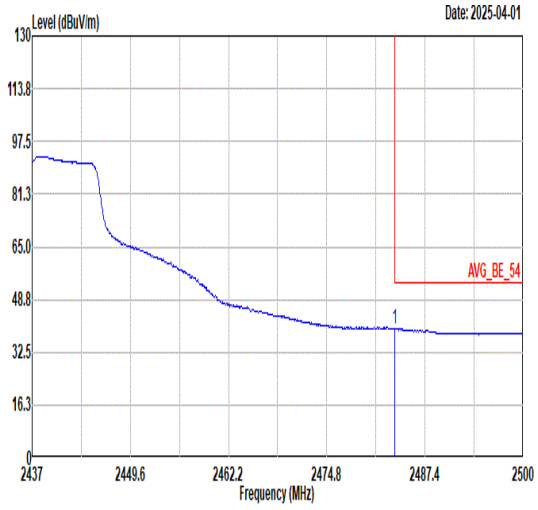 Freq Level Limit Line Margin Read Level Ant Factor Cable Loss Preamp Factor APos TPos Remark MHz dBuV/m dBuV/m dB dBuV dB/m dB dB cm deg 1 2483.56 39.70 54.00 -14.30 37.82 30.49 4.92 33.53 111 323 AVERAGE	Blank

Mode	16	
	Band Edge - L	
	2400-2483.5_802.11g_CH06_2437MHz	
ANT	6	
Pol.	Vertical	Fundamental
Peak	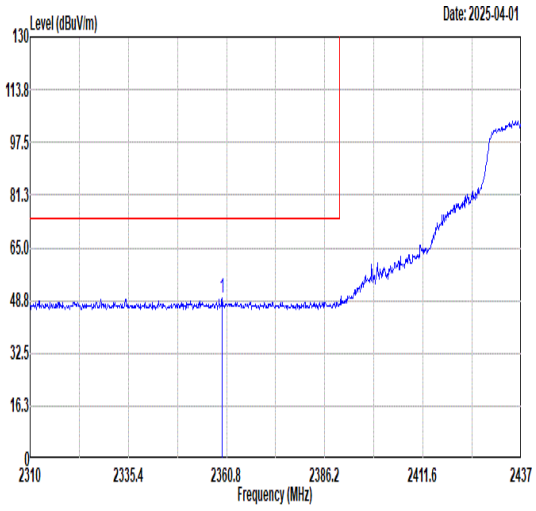 Freq Level Limit Line Margin Read Level Ant Factor Cable Loss Preamp Factor APos TPos Remark MHz dBuV/m dBuV/m dB dBuV dB/m dB dB cm deg 1 2359.66 49.37 74.00 -24.63 47.95 30.42 4.76 33.76 104 234 PEAK	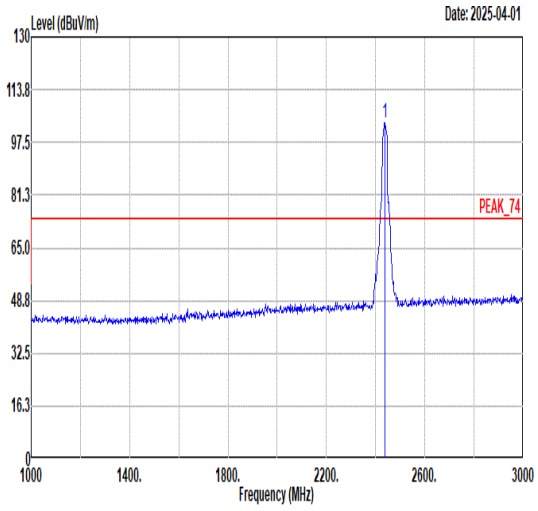 Freq Level Limit Line Margin Read Level Ant Factor Cable Loss Preamp Factor APos TPos Remark MHz dBuV/m dBuV/m dB dBuV dB/m dB dB cm deg 1 2437.00 103.70 ------ ------ 102.01 30.46 4.85 33.62 104 234 PEAK
Avg	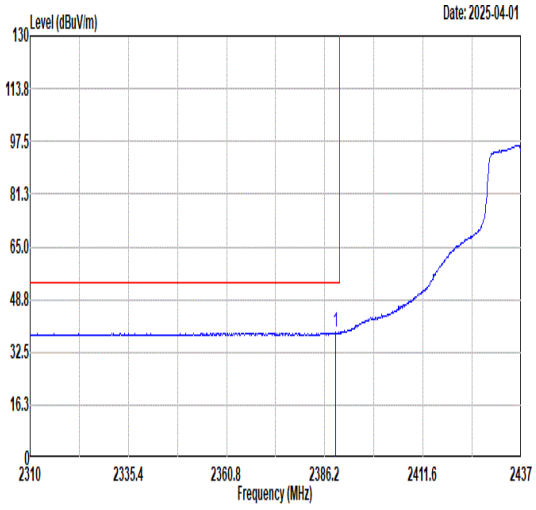 Freq Level Limit Line Margin Read Level Ant Factor Cable Loss Preamp Factor APos TPos Remark MHz dBuV/m dBuV/m dB dBuV dB/m dB dB cm deg 1 2388.99 38.55 54.00 -15.45 37.04 30.43 4.79 33.71 104 234 AVERAGE	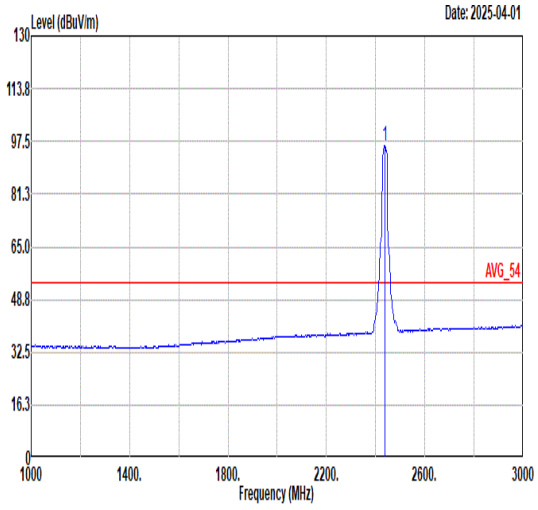 Freq Level Limit Line Margin Read Level Ant Factor Cable Loss Preamp Factor APos TPos Remark MHz dBuV/m dBuV/m dB dBuV dB/m dB dB cm deg 1 2437.00 96.24 ------ ------ 94.54 30.46 4.86 33.62 104 234 AVERAGE

Mode	16	
	Band Edge - R	
	2400-2483.5_802.11g_CH06_2437MHz	
ANT	6	
Pol.	Vertical	Fundamental
Peak	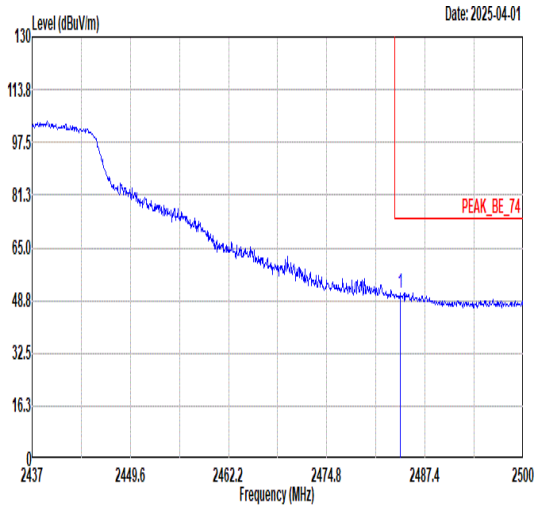 Freq Level Limit Line Margin Read Level Ant Factor Cable Loss Preamp Factor APos TPos Remark MHz dBuV/m dBuV/m dB dBuV dB/m dB dB cm deg 1 2484.19 51.17 74.00 -22.83 49.29 30.49 4.92 33.53 104 234 PEAK	Blank
Avg	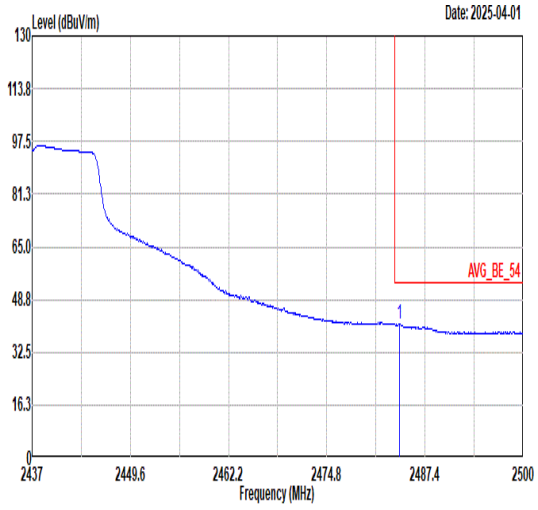 Freq Level Limit Line Margin Read Level Ant Factor Cable Loss Preamp Factor APos TPos Remark MHz dBuV/m dBuV/m dB dBuV dB/m dB dB cm deg 1 2484.12 41.16 54.00 -12.84 39.28 30.49 4.92 33.53 104 234 AVERAGE	Blank

Mode	16	
	Harmonic	
	2400-2483.5_802.11g_CH06_2437MHz	
ANT	6	
Pol.	Horizontal	Vertical
Peak Avg	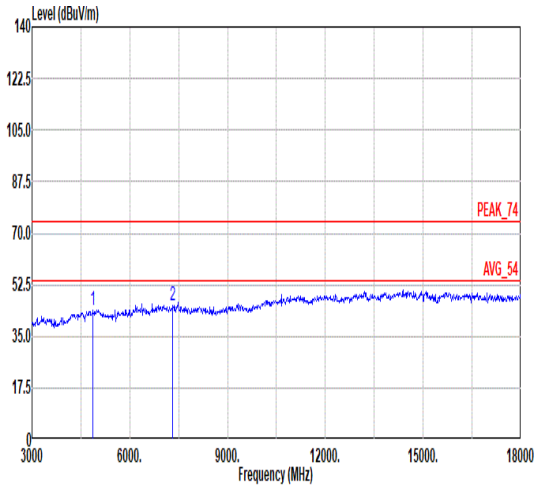 Freq Level Limit Line Margin Read Level Ant Factor Cable Loss Preamp Factor APos TPos Remark MHz dBuV/m dBuV/m dB dBuV dB/m dB dB cm deg 1 4874.00 43.78 74.00 -30.22 59.68 33.85 7.77 57.52 -- -- Peak 2 7311.00 45.56 74.00 -28.44 59.25 36.30 8.93 58.92 -- -- Peak	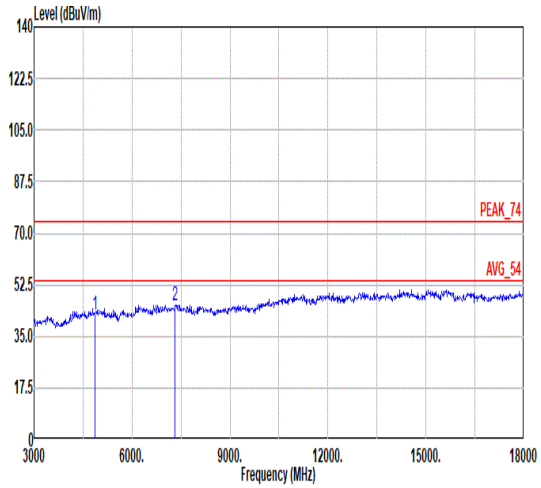 Freq Level Limit Line Margin Read Level Ant Factor Cable Loss Preamp Factor APos TPos Remark MHz dBuV/m dBuV/m dB dBuV dB/m dB dB cm deg 1 4874.00 42.34 74.00 -31.66 58.24 33.85 7.77 57.52 -- -- Peak 2 7311.00 45.29 74.00 -28.71 58.98 36.30 8.93 58.92 -- -- Peak

Mode	17	
	Band Edge	
	2400-2483.5_802.11g_CH11_2462MHz	
ANT	6	
Pol.	Horizontal	Fundamental
Peak	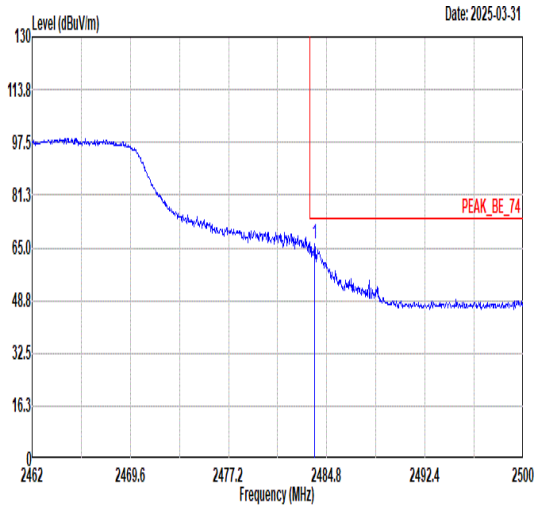 Freq Level Limit Line Margin Read Level Ant Factor Cable Loss Preamp Factor APos TPos Remark MHz dBuV/m dBuV/m dB dBuV dB/m dB dB cm deg 1 2483.85 66.19 74.00 -7.81 64.31 30.49 4.92 33.53 394 317 PEAK	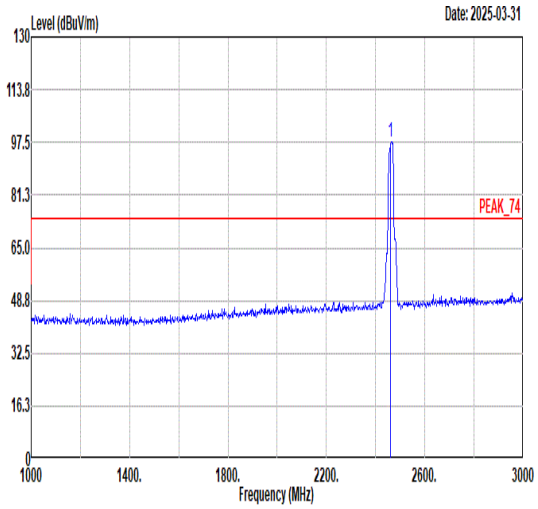 Freq Level Limit Line Margin Read Level Ant Factor Cable Loss Preamp Factor APos TPos Remark MHz dBuV/m dBuV/m dB dBuV dB/m dB dB cm deg 1 2462.00 97.68 ------ ------ 95.87 30.48 4.90 33.57 394 317 PEAK
Avg	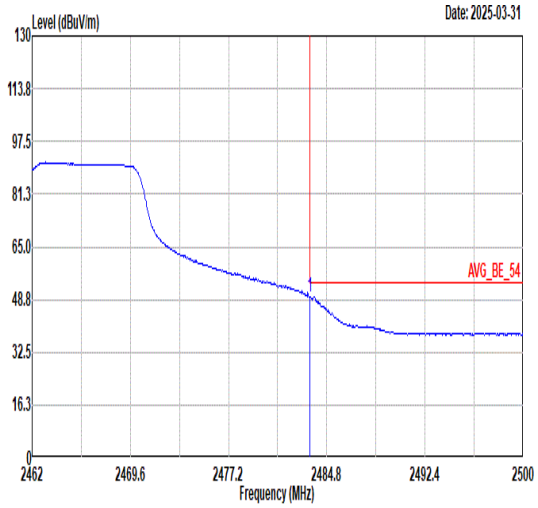 Freq Level Limit Line Margin Read Level Ant Factor Cable Loss Preamp Factor APos TPos Remark MHz dBuV/m dBuV/m dB dBuV dB/m dB dB cm deg 1 2483.51 49.60 54.00 -4.40 47.72 30.49 4.92 33.53 394 317 AVERAGE	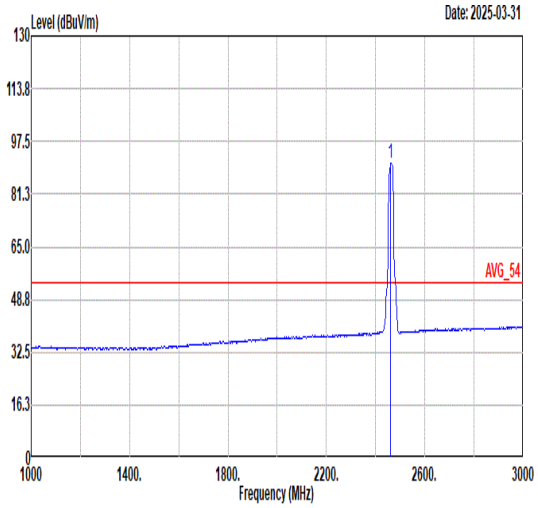 Freq Level Limit Line Margin Read Level Ant Factor Cable Loss Preamp Factor APos TPos Remark MHz dBuV/m dBuV/m dB dBuV dB/m dB dB cm deg 1 2462.00 90.72 ------ ------ 88.92 30.48 4.89 33.57 394 317 AVERAGE

Mode	17	
	Band Edge	
	2400-2483.5_802.11g_CH11_2462MHz	
ANT	6	
Pol.	Vertical	Fundamental
Peak	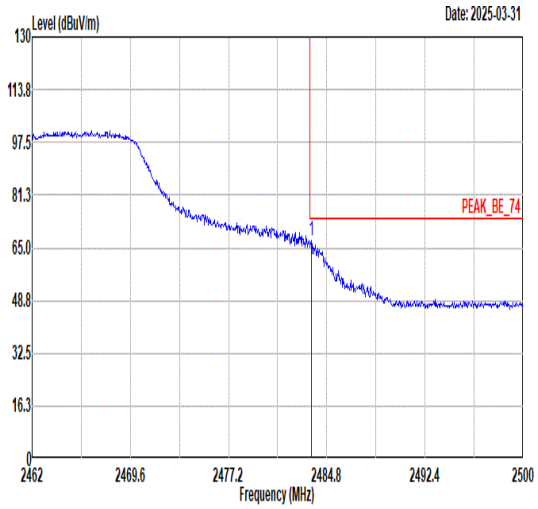 Freq Level Limit Line Margin Read Level Ant Factor Cable Loss Preamp Factor APos TPos Remark MHz dBuV/m dBuV/m dB dBuV dB/m dB dB cm deg 1 2483.62 67.10 74.00 -6.90 65.22 30.49 4.92 33.53 183 272 PEAK	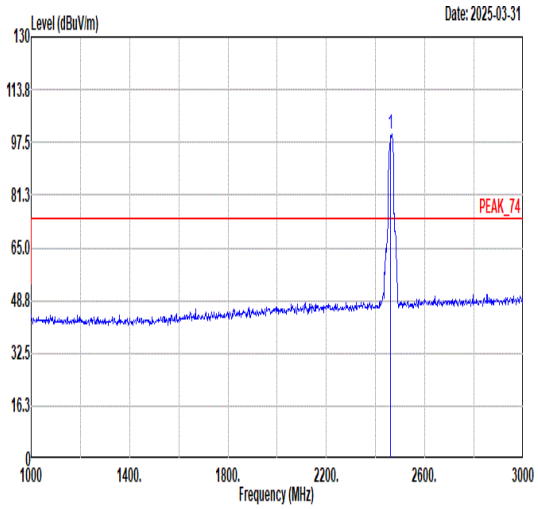 Freq Level Limit Line Margin Read Level Ant Factor Cable Loss Preamp Factor APos TPos Remark MHz dBuV/m dBuV/m dB dBuV dB/m dB dB cm deg 1 2462.00 100.28 ------ ------ 98.47 30.48 4.90 33.57 183 272 PEAK
Avg	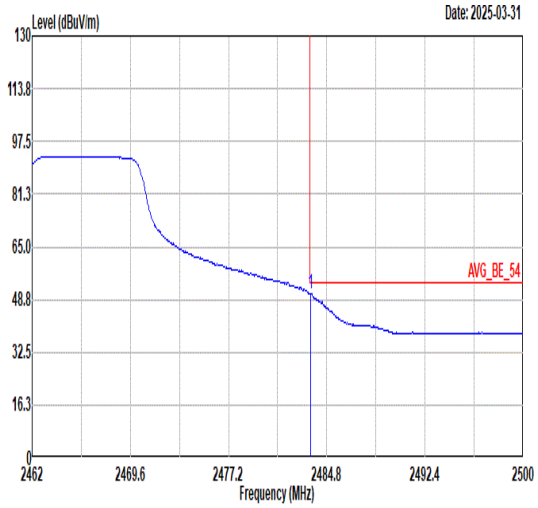 Freq Level Limit Line Margin Read Level Ant Factor Cable Loss Preamp Factor APos TPos Remark MHz dBuV/m dBuV/m dB dBuV dB/m dB dB cm deg 1 2483.55 50.75 54.00 -3.25 48.87 30.49 4.92 33.53 183 272 AVERAGE	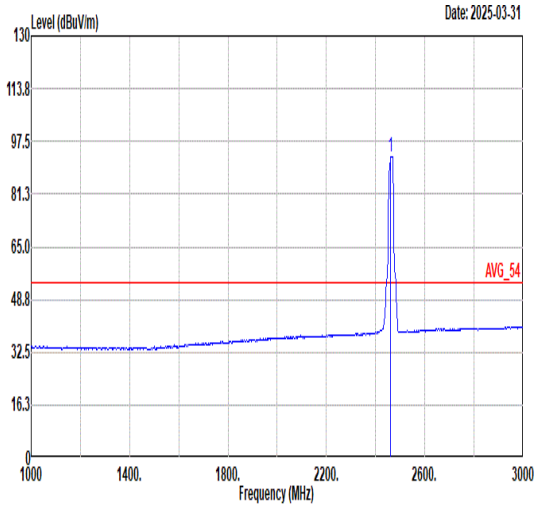 Freq Level Limit Line Margin Read Level Ant Factor Cable Loss Preamp Factor APos TPos Remark MHz dBuV/m dBuV/m dB dBuV dB/m dB dB cm deg 1 2462.00 92.84 ------ ------ 91.04 30.48 4.89 33.57 183 272 AVERAGE

Mode	17	
	Harmonic	
	2400-2483.5_802.11g_CH11_2462MHz	
ANT	6	
Pol.	Horizontal	Vertical
Peak Avg	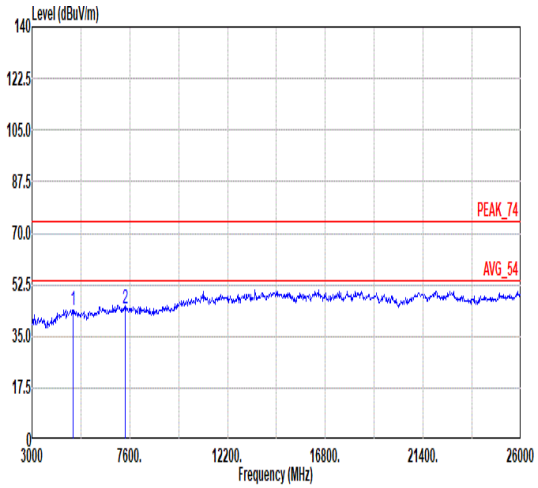 Freq Level Limit Line Margin Read Level Ant Factor Cable Loss Preamp Factor APos TPos Remark MHz dBuV/m dBuV/m dB dBuV dB/m dB dB cm deg 1 4924.00 43.97 74.00 -30.03 59.86 33.87 7.79 57.55 -- -- Peak 2 7386.00 44.63 74.00 -29.37 58.11 36.30 9.17 58.95 -- -- Peak	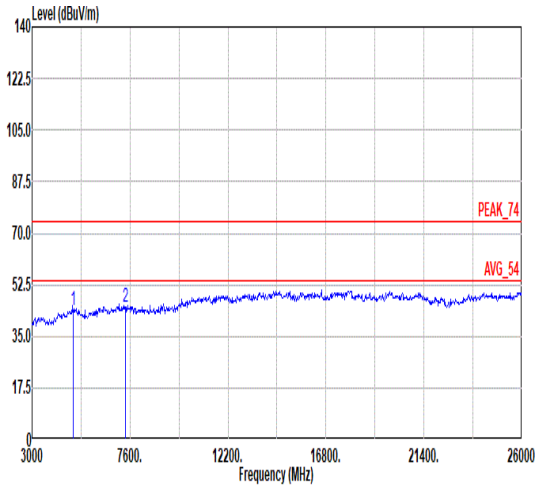 Freq Level Limit Line Margin Read Level Ant Factor Cable Loss Preamp Factor APos TPos Remark MHz dBuV/m dBuV/m dB dBuV dB/m dB dB cm deg 1 4924.00 43.62 74.00 -30.38 59.51 33.87 7.79 57.55 -- -- Peak 2 7386.00 44.95 74.00 -29.05 58.43 36.30 9.17 58.95 -- -- Peak

Mode	18	
	Band Edge	
	2400-2483.5_802.11ax HE20_CH01_Full_2412MHz	
ANT	6	
Pol.	Horizontal	Fundamental
Peak	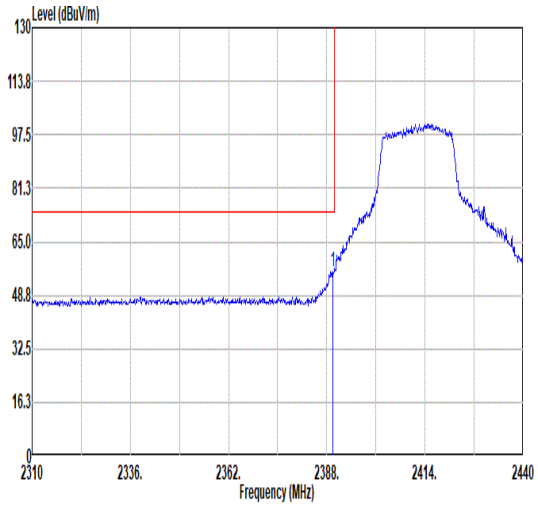 Freq Level Limit Line Margin Read Level Ant Factor Cable Loss Preamp Factor APos TPos Remark MHz dBuV/m dBuV/m dB dBuV dB/m dB dB cm deg 1 2389.56 56.07 74.00 -17.93 54.53 30.44 4.80 33.70 256 313 PEAK	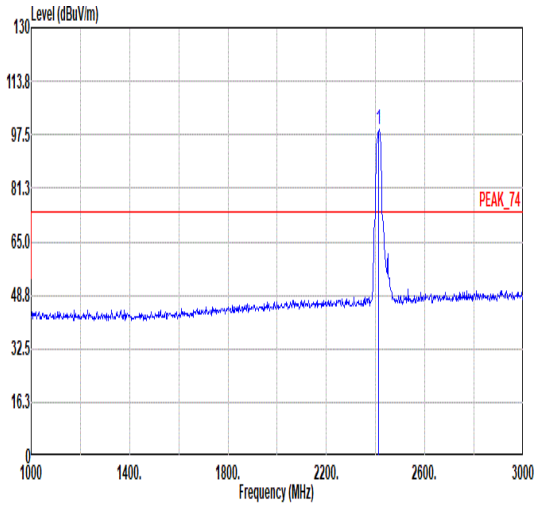 Freq Level Limit Line Margin Read Level Ant Factor Cable Loss Preamp Factor APos TPos Remark MHz dBuV/m dBuV/m dB dBuV dB/m dB dB cm deg 1 2412.00 99.23 ------ ------ 97.62 30.45 4.82 33.66 256 313 PEAK
Avg	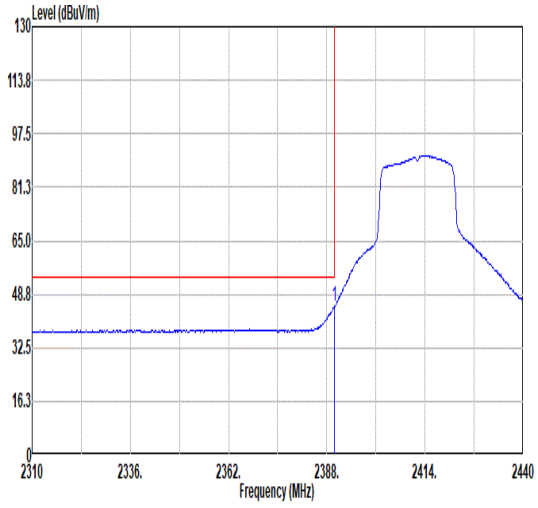 Freq Level Limit Line Margin Read Level Ant Factor Cable Loss Preamp Factor APos TPos Remark MHz dBuV/m dBuV/m dB dBuV dB/m dB dB cm deg 1 2389.95 44.92 54.00 -9.08 43.38 30.44 4.80 33.70 256 313 AVERAGE	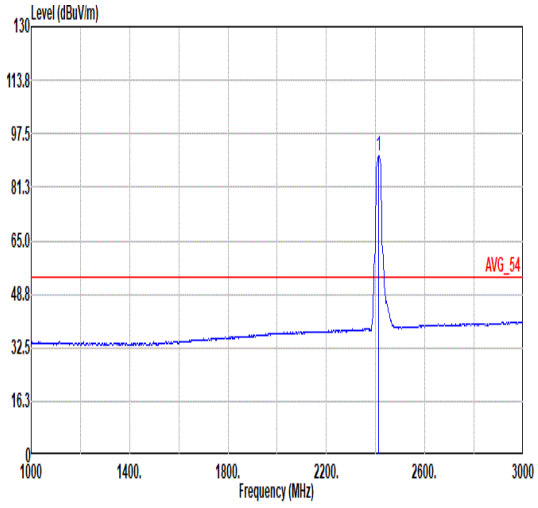 Freq Level Limit Line Margin Read Level Ant Factor Cable Loss Preamp Factor APos TPos Remark MHz dBuV/m dBuV/m dB dBuV dB/m dB dB cm deg 1 2412.00 90.71 ------ ------ 89.10 30.45 4.82 33.66 256 313 AVERAGE

Mode	18	
	Band Edge	
	2400-2483.5_802.11ax HE20_CH01_Full_2412MHz	
ANT	6	
Pol.	Vertical	Fundamental
Peak	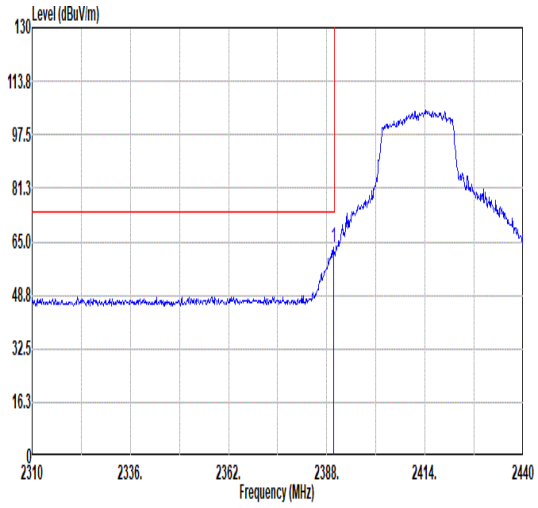 Freq Level Limit Line Margin Read Level Ant Factor Cable Loss Preamp Factor APos TPos Remark MHz dBuV/m dBuV/m dB dBuV dB/m dB dB cm deg 1 2389.82 63.08 74.00 -10.92 61.54 30.44 4.80 33.70 112 235 PEAK	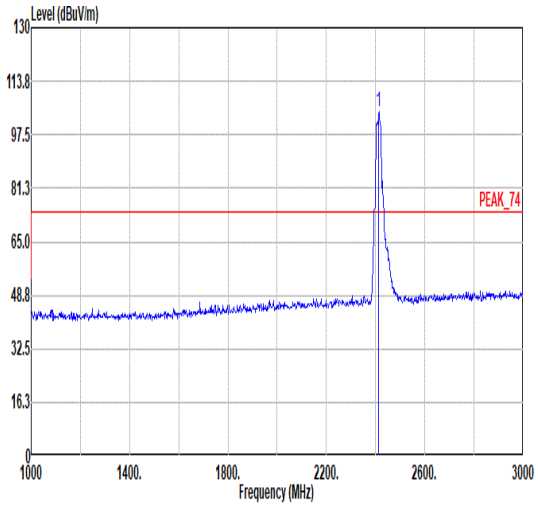 Freq Level Limit Line Margin Read Level Ant Factor Cable Loss Preamp Factor APos TPos Remark MHz dBuV/m dBuV/m dB dBuV dB/m dB dB cm deg 1 2412.00 104.50 ------ ------ 102.89 30.45 4.82 33.66 112 235 PEAK
Avg	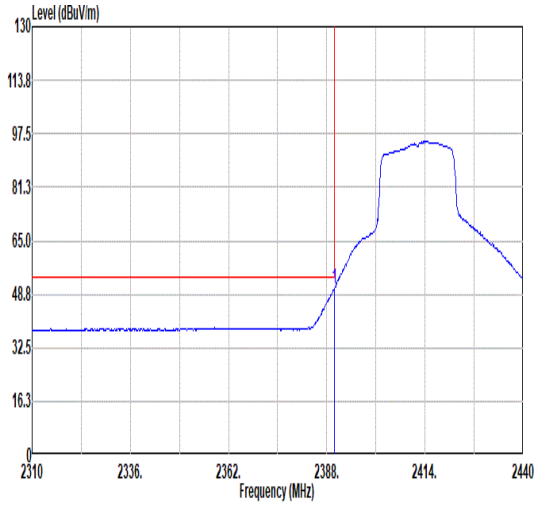 Freq Level Limit Line Margin Read Level Ant Factor Cable Loss Preamp Factor APos TPos Remark MHz dBuV/m dBuV/m dB dBuV dB/m dB dB cm deg 1 2389.95 50.60 54.00 -3.40 49.06 30.44 4.80 33.70 112 235 AVERAGE	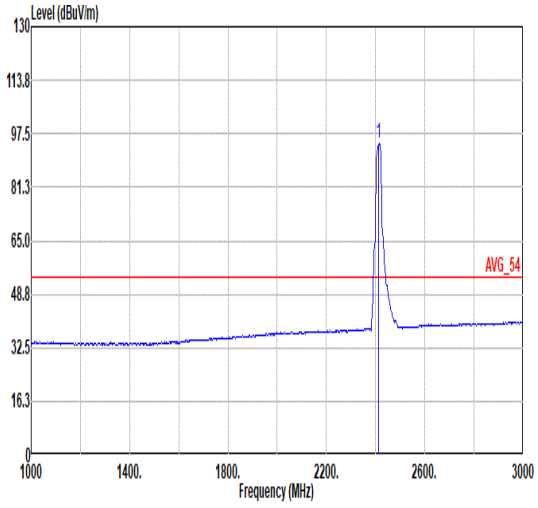 Freq Level Limit Line Margin Read Level Ant Factor Cable Loss Preamp Factor APos TPos Remark MHz dBuV/m dBuV/m dB dBuV dB/m dB dB cm deg 1 2412.00 94.45 ------ ------ 92.84 30.45 4.82 33.66 112 235 AVERAGE

Mode	18	
	Harmonic	
	2400-2483.5_802.11ax HE20_CH01_Full_2412MHz	
ANT	6	
Pol.	Horizontal	Vertical
Peak Avg	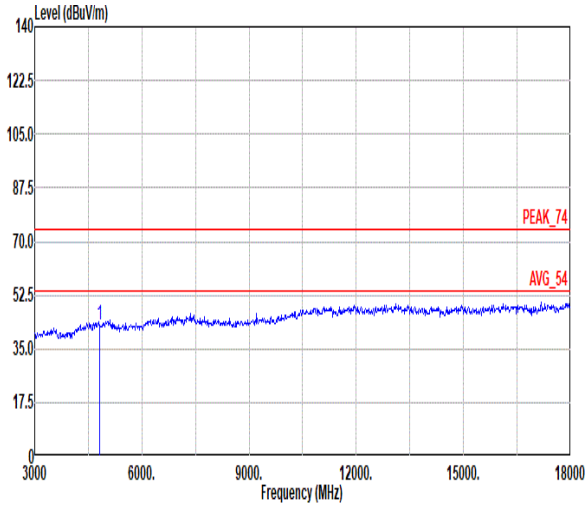 Freq Level Limit Line Margin Read Level Ant Factor Cable Loss Preamp Factor APos TPos Remark MHz dBuV/m dBuV/m dB dBuV dB/m dB dB cm deg 1 4824.00 42.59 74.00 -31.41 58.49 33.83 7.75 57.48 -- -- Peak	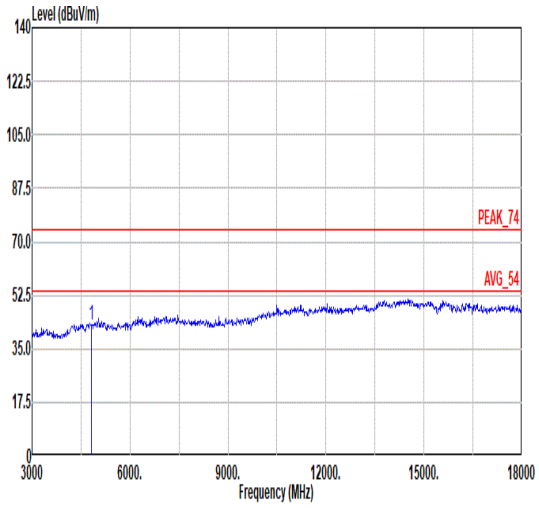 Freq Level Limit Line Margin Read Level Ant Factor Cable Loss Preamp Factor APos TPos Remark MHz dBuV/m dBuV/m dB dBuV dB/m dB dB cm deg 1 4824.00 42.81 74.00 -31.19 58.71 33.83 7.75 57.48 -- -- Peak

Mode	19	
	Band Edge - L	
	2400-2483.5_802.11ax HE20_CH06_Full_2437MHz	
ANT	6	
Pol.	Horizontal	Fundamental
Peak	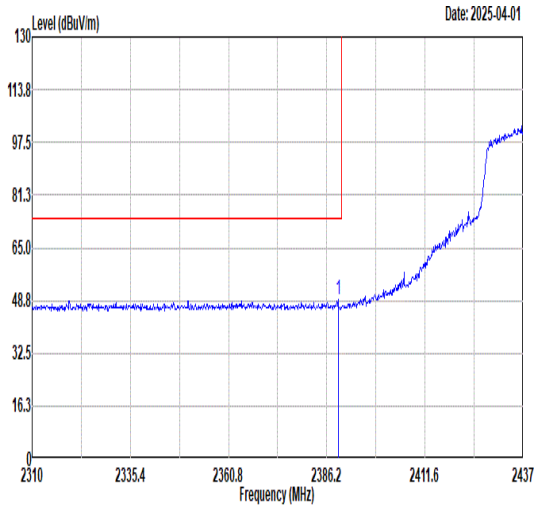 Freq Level Limit Line Margin Read Level Ant Factor Cable Loss Preamp Factor APos TPos Remark MHz dBuV/m dBuV/m dB dBuV dB/m dB dB cm deg 1 2389.12 49.06 74.00 -24.94 47.55 30.43 4.79 33.71 278 304 PEAK	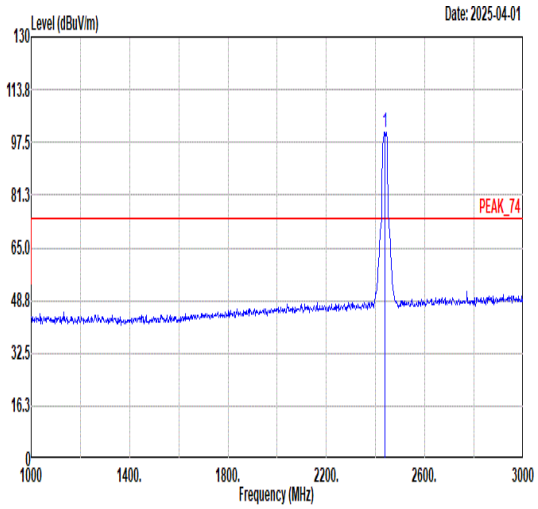 Freq Level Limit Line Margin Read Level Ant Factor Cable Loss Preamp Factor APos TPos Remark MHz dBuV/m dBuV/m dB dBuV dB/m dB dB cm deg 1 2437.00 100.63 ------ ------ 98.93 30.46 4.86 33.62 278 304 PEAK
Avg	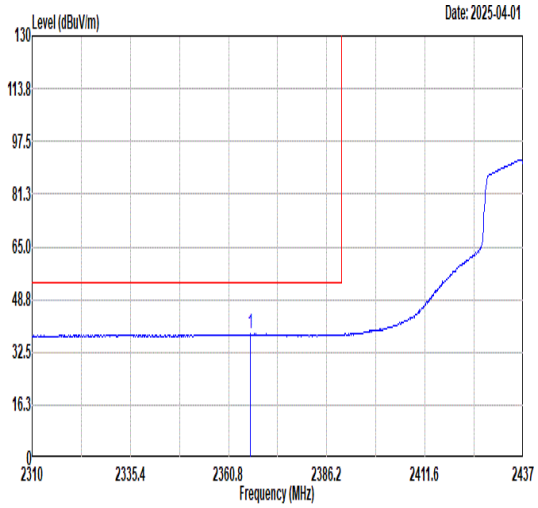 Freq Level Limit Line Margin Read Level Ant Factor Cable Loss Preamp Factor APos TPos Remark MHz dBuV/m dBuV/m dB dBuV dB/m dB dB cm deg 1 2366.39 38.04 54.00 -15.96 36.60 30.42 4.77 33.75 278 304 AVERAGE	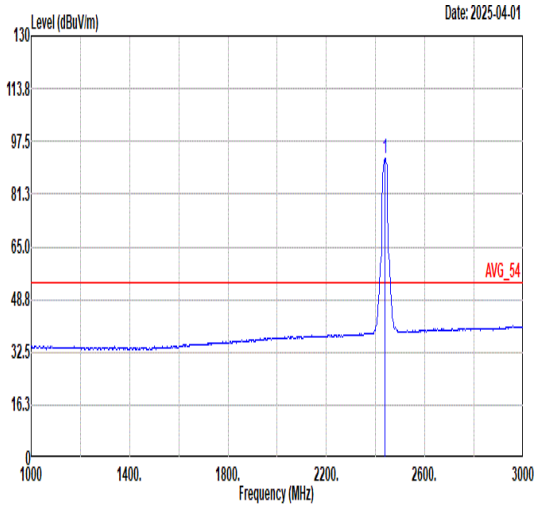 Freq Level Limit Line Margin Read Level Ant Factor Cable Loss Preamp Factor APos TPos Remark MHz dBuV/m dBuV/m dB dBuV dB/m dB dB cm deg 1 2437.00 92.15 ------ ------ 90.45 30.46 4.86 33.62 278 304 AVERAGE

Mode	19	
	Band Edge - R	
	2400-2483.5_802.11ax HE20_CH06_Full_2437MHz	
ANT	6	
Pol.	Horizontal	Fundamental
Peak	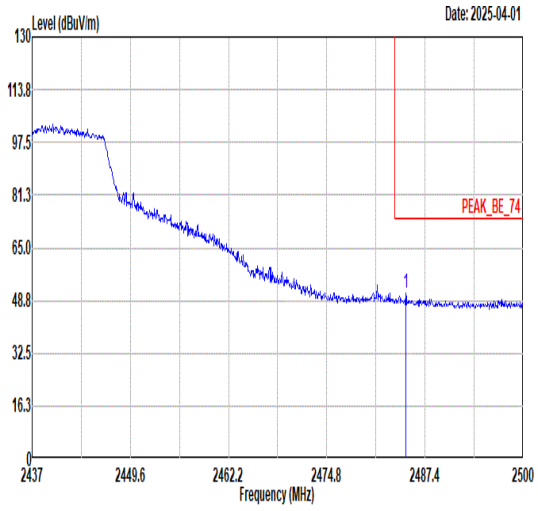 Freq Level Limit Line Margin Read Level Ant Factor Cable Loss Preamp Factor APos TPos Remark MHz dBuV/m dBuV/m dB dBuV dB/m dB dB cm deg 1 2484.94 51.00 74.00 -23.00 49.12 30.49 4.92 33.53 278 304 PEAK	Blank
Avg	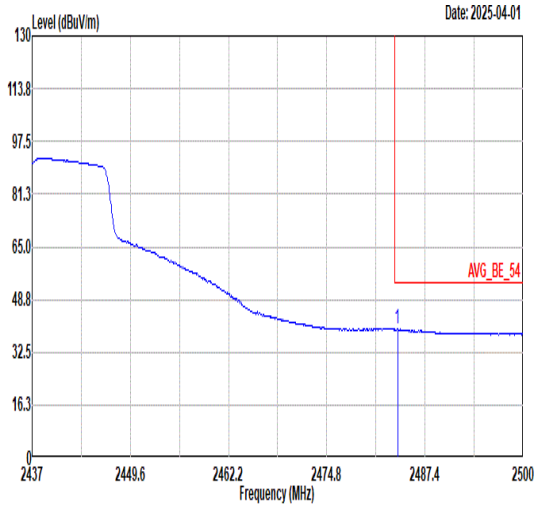 Freq Level Limit Line Margin Read Level Ant Factor Cable Loss Preamp Factor APos TPos Remark MHz dBuV/m dBuV/m dB dBuV dB/m dB dB cm deg 1 2483.87 39.59 54.00 -14.41 37.71 30.49 4.92 33.53 278 304 AVERAGE	Blank