Mode	19
	Band Edge - L
	2400-2483.5_802.11ax HE20_CH06_Full_2437MHz
ANT	6

Pol.	Vertical	Fundamental
Peak	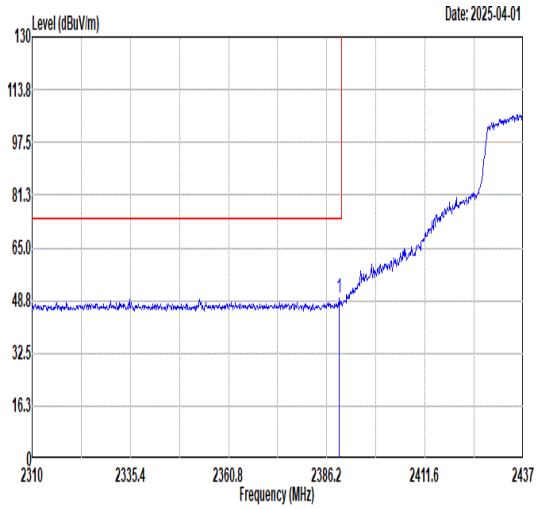 Freq Level Limit Line Margin Read Level Ant Factor Cable Loss Preamp Factor APos TPos Remark MHz dBuV/m dBuV/m dB dBuV dB/m dB dB cm deg 1 2389.38 49.79 74.00 -24.21 48.26 30.44 4.80 33.71 105 236 PEAK	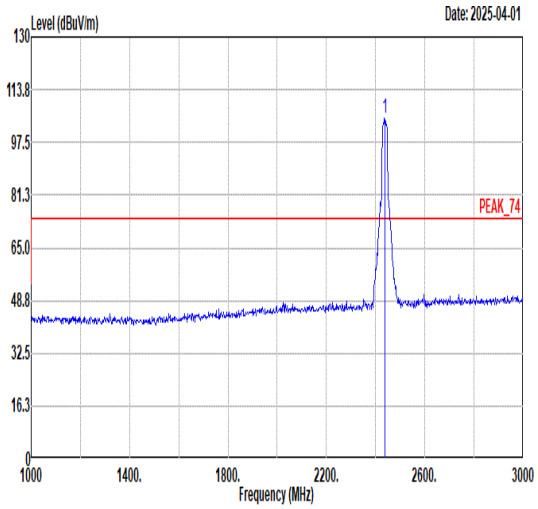 Freq Level Limit Line Margin Read Level Ant Factor Cable Loss Preamp Factor APos TPos Remark MHz dBuV/m dBuV/m dB dBuV dB/m dB dB cm deg 1 2437.00 105.04 ------ ------ 103.35 30.46 4.85 33.62 105 236 PEAK
Avg	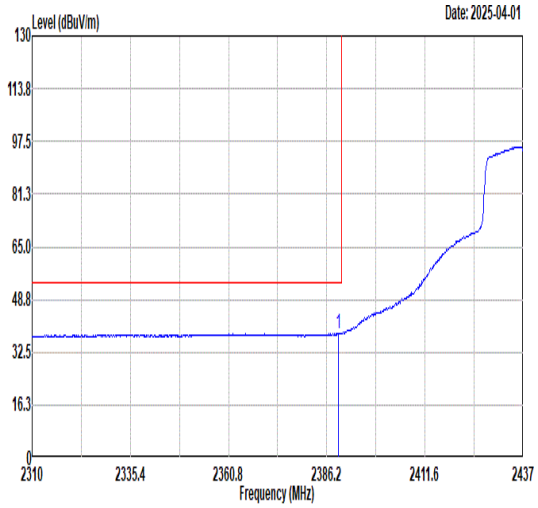 Freq Level Limit Line Margin Read Level Ant Factor Cable Loss Preamp Factor APos TPos Remark MHz dBuV/m dBuV/m dB dBuV dB/m dB dB cm deg 1 2389.12 38.33 54.00 -15.67 36.82 30.43 4.79 33.71 105 236 AVERAGE	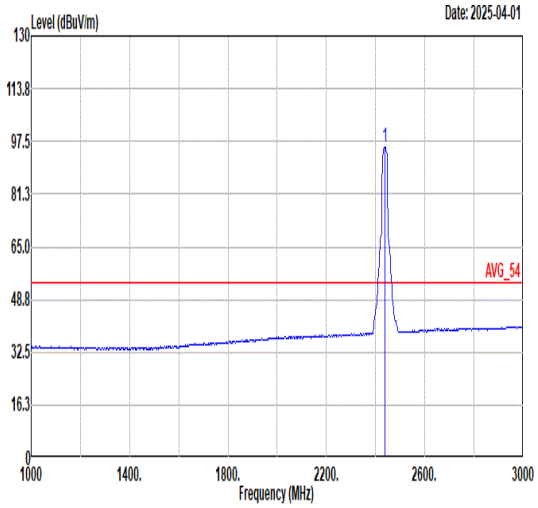 Freq Level Limit Line Margin Read Level Ant Factor Cable Loss Preamp Factor APos TPos Remark MHz dBuV/m dBuV/m dB dBuV dB/m dB dB cm deg 1 2437.00 95.83 ------ ------ 94.13 30.46 4.86 33.62 105 236 AVERAGE

Mode	19	
	Band Edge - R	
	2400-2483.5_802.11ax HE20_CH06_Full_2437MHz	
ANT	6	
Pol.	Vertical	Fundamental
Peak	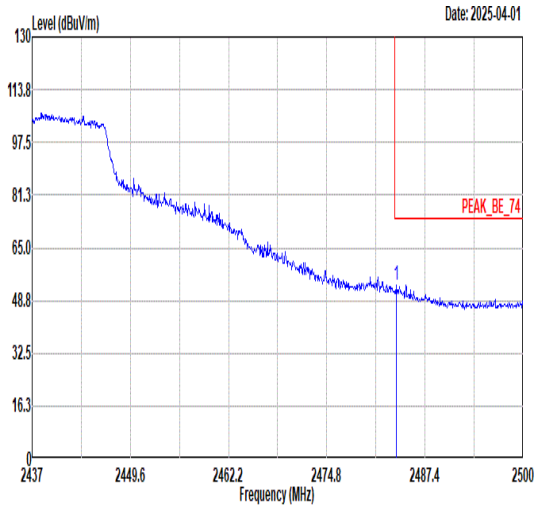 Limit Read Ant Cable Preamp APos TPos Freq Level Line Margin Level Factor Loss Factor Remark MHz dBuV/m dBuV/m dB dBuV dB/m dB dB cm deg 1 2483.68 53.49 74.00 -20.51 51.61 30.49 4.92 33.53 105 236 PEAK	Blank
Avg	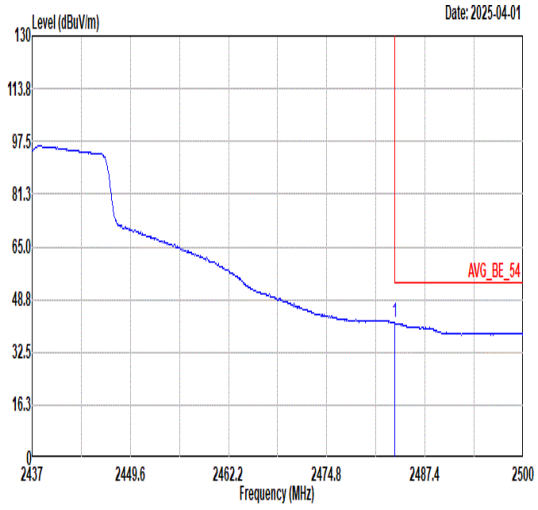 Limit Read Ant Cable Preamp APos TPos Freq Level Line Margin Level Factor Loss Factor Remark MHz dBuV/m dBuV/m dB dBuV dB/m dB dB cm deg 1 2483.56 41.52 54.00 -12.48 39.64 30.49 4.92 33.53 105 236 AVERAGE	Blank

Mode	19	
	Harmonic	
	2400-2483.5_802.11ax HE20_CH06_Full_2437MHz	
ANT	6	
Pol.	Horizontal	Vertical
Peak Avg	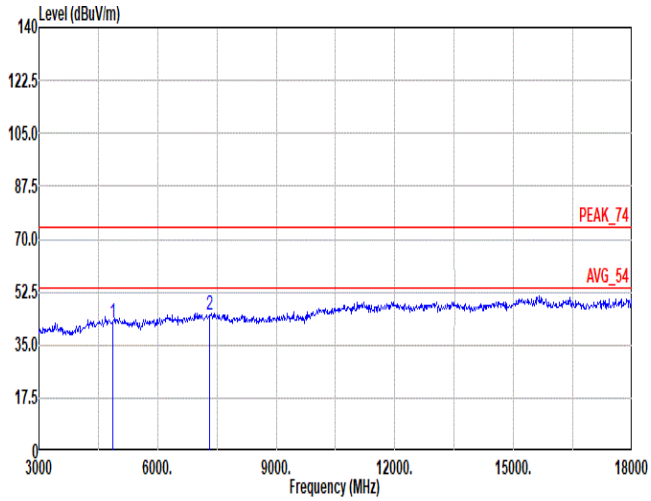 Freq Level Limit Line Margin Read Level Ant Factor Cable Loss Preamp Factor APos TPos Remark MHz dBuV/m dBuV/m dB dBuV dB/m dB dB cm deg 1 4874.00 42.44 74.00 -31.56 58.34 33.85 7.77 57.52 -- -- Peak 2 7311.00 45.16 74.00 -28.84 58.85 36.30 8.93 58.92 -- -- Peak	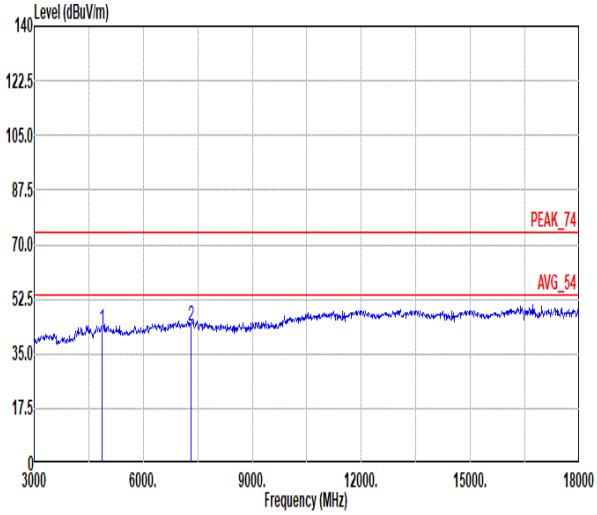 Freq Level Limit Line Margin Read Level Ant Factor Cable Loss Preamp Factor APos TPos Remark MHz dBuV/m dBuV/m dB dBuV dB/m dB dB cm deg 1 4874.00 43.02 74.00 -30.98 58.92 33.85 7.77 57.52 -- -- Peak 2 7311.00 44.00 74.00 -30.00 57.69 36.30 8.93 58.92 -- -- Peak

Mode	20	
	Band Edge	
	2400-2483.5_802.11ax HE20_CH11_Full_2462MHz	
ANT	6	
Pol.	Horizontal	Fundamental
Peak	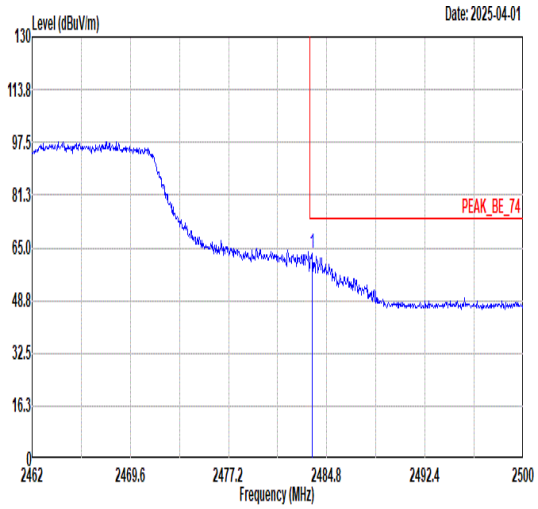 Freq Level Limit Line Margin Read Level Ant Factor Cable Loss Preamp Factor APos TPos Remark MHz dBuV/m dBuV/m dB dBuV dB/m dB dB cm deg 1 2483.70 63.20 74.00 -10.80 61.32 30.49 4.92 33.53 349 327 PEAK	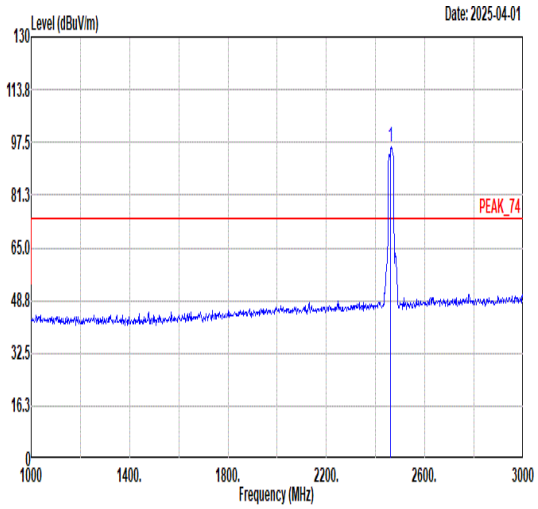 Freq Level Limit Line Margin Read Level Ant Factor Cable Loss Preamp Factor APos TPos Remark MHz dBuV/m dBuV/m dB dBuV dB/m dB dB cm deg 1 2462.00 96.22 ------ ------ 94.42 30.48 4.89 33.57 349 327 PEAK
Avg	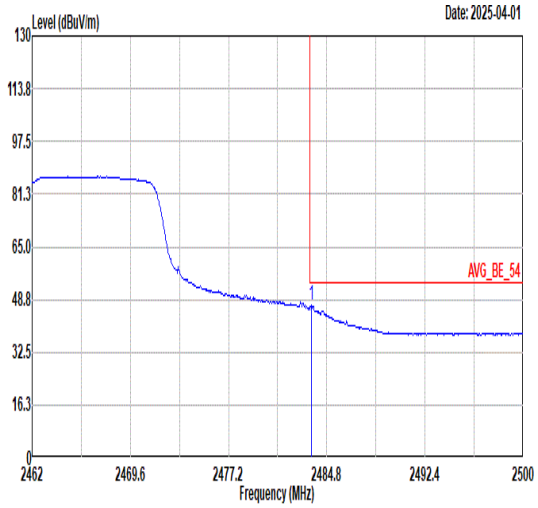 Freq Level Limit Line Margin Read Level Ant Factor Cable Loss Preamp Factor APos TPos Remark MHz dBuV/m dBuV/m dB dBuV dB/m dB dB cm deg 1 2483.62 47.17 54.00 -6.83 45.29 30.49 4.92 33.53 349 327 AVERAGE	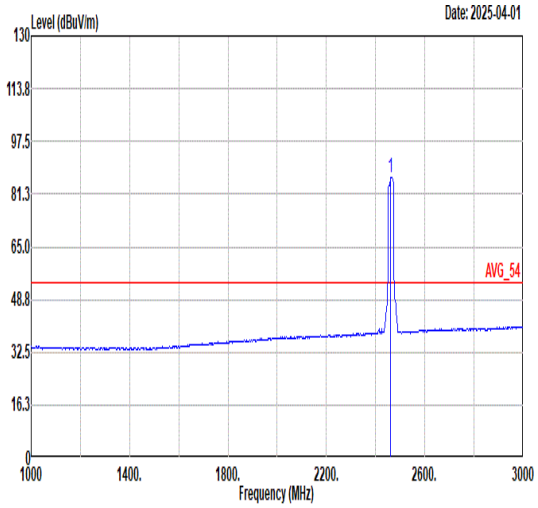 Freq Level Limit Line Margin Read Level Ant Factor Cable Loss Preamp Factor APos TPos Remark MHz dBuV/m dBuV/m dB dBuV dB/m dB dB cm deg 1 2462.00 86.46 ------ ------ 84.66 30.48 4.89 33.57 349 327 AVERAGE

Mode	20	
	Band Edge	
	2400-2483.5_802.11ax HE20_CH11_Full_2462MHz	
ANT	6	
Pol.	Vertical	Fundamental
Peak	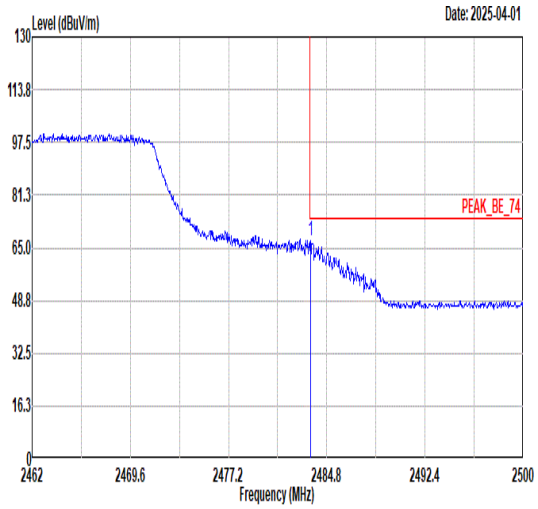 Freq Level Limit Line Margin Read Level Ant Factor Cable Loss Preamp Factor APos TPos Remark MHz dBuV/m dBuV/m dB dBuV dB/m dB dB cm deg 1 2483.55 67.28 74.00 -6.72 65.40 30.49 4.92 33.53 132 238 PEAK	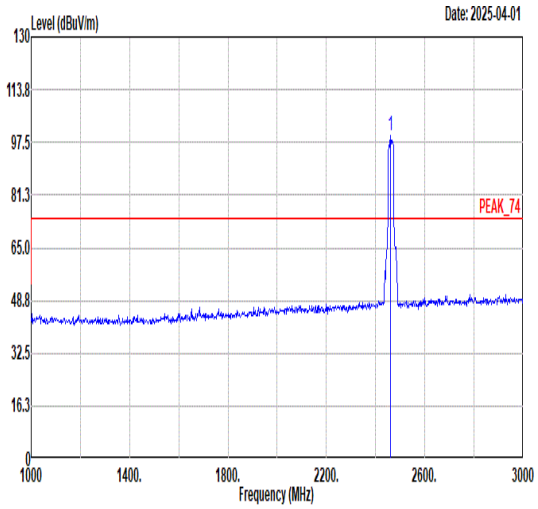 Freq Level Limit Line Margin Read Level Ant Factor Cable Loss Preamp Factor APos TPos Remark MHz dBuV/m dBuV/m dB dBuV dB/m dB dB cm deg 1 2462.00 99.53 ------ ------ 97.73 30.48 4.89 33.57 132 238 PEAK
Avg	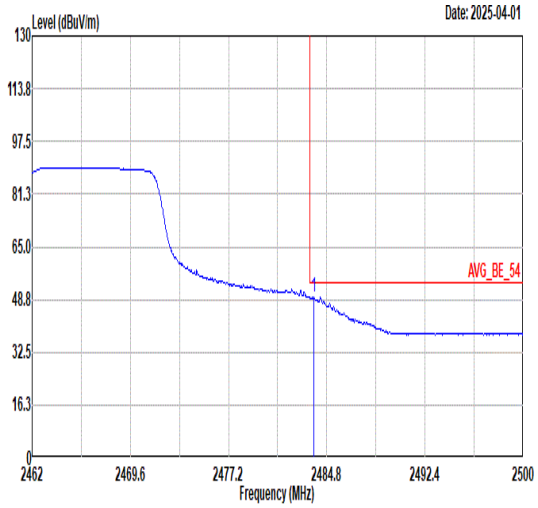 Freq Level Limit Line Margin Read Level Ant Factor Cable Loss Preamp Factor APos TPos Remark MHz dBuV/m dBuV/m dB dBuV dB/m dB dB cm deg 1 2483.81 49.50 54.00 -4.50 47.62 30.49 4.92 33.53 132 238 AVERAGE	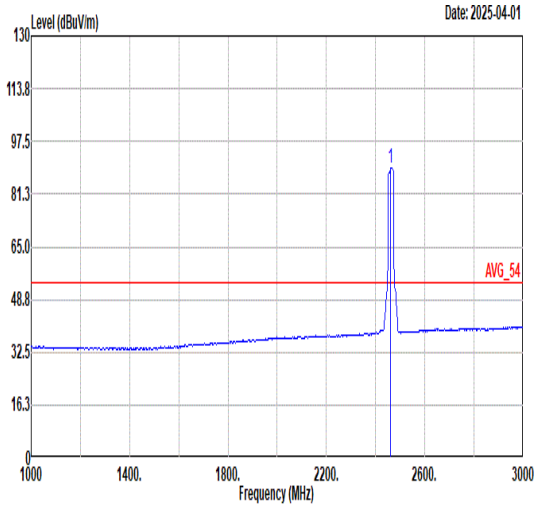 Freq Level Limit Line Margin Read Level Ant Factor Cable Loss Preamp Factor APos TPos Remark MHz dBuV/m dBuV/m dB dBuV dB/m dB dB cm deg 1 2462.00 89.28 ------ ------ 87.48 30.48 4.89 33.57 132 238 AVERAGE

Mode	20	
	Harmonic	
	2400-2483.5_802.11ax HE20_CH11_Full_2462MHz	
ANT	6	
Pol.	Horizontal	Vertical
Peak Avg	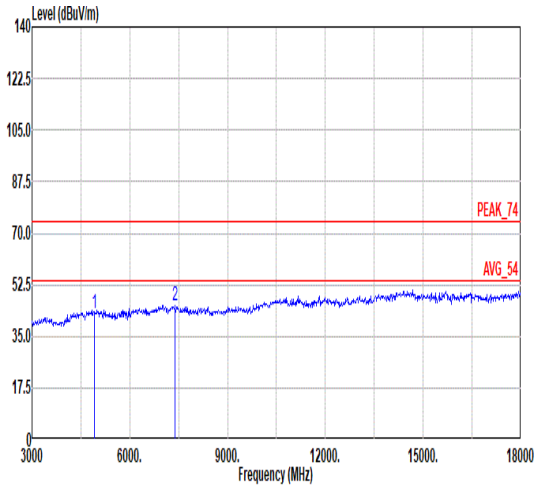 Freq Level Limit Line Margin Read Level Ant Factor Cable Loss Preamp Factor APos TPos Remark MHz dBuV/m dBuV/m dB dBuV dB/m dB dB cm deg 1 4924.00 42.89 74.00 -31.11 58.78 33.87 7.79 57.55 -- -- Peak 2 7386.00 45.46 74.00 -28.54 58.94 36.30 9.17 58.95 -- -- Peak	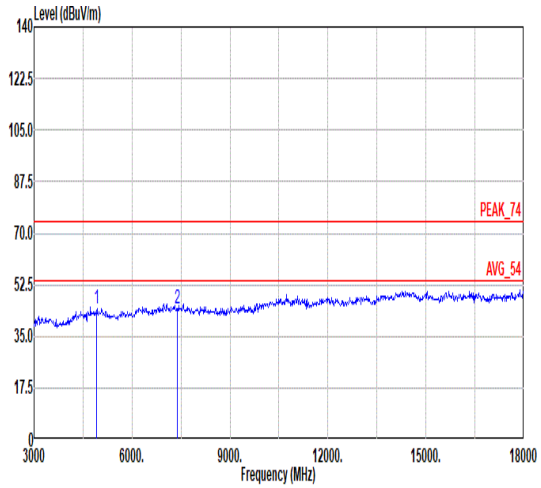 Freq Level Limit Line Margin Read Level Ant Factor Cable Loss Preamp Factor APos TPos Remark MHz dBuV/m dBuV/m dB dBuV dB/m dB dB cm deg 1 4924.00 44.33 74.00 -29.67 60.22 33.87 7.79 57.55 -- -- Peak 2 7386.00 44.60 74.00 -29.40 58.08 36.30 9.17 58.95 -- -- Peak

Mode	21	
	Band Edge	
	2400-2483.5_802.11ax HE20_CH01_Partial RU26/0_2412MHz	
ANT	6	
Pol.	Horizontal	Fundamental
Peak	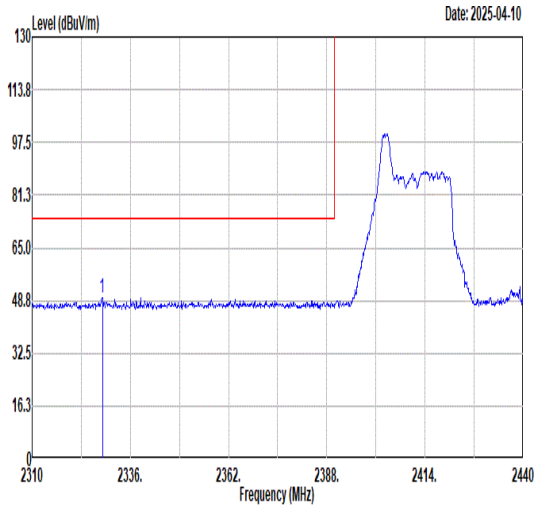 Freq Level Limit Line Margin Read Level Ant Factor Cable Loss Preamp Factor APos TPos Remark MHz dBuV/m dBuV/m dB dBuV dB/m dB dB cm deg 1 2328.59 49.56 74.00 -24.44 48.25 30.40 4.73 33.82 258 308 PEAK	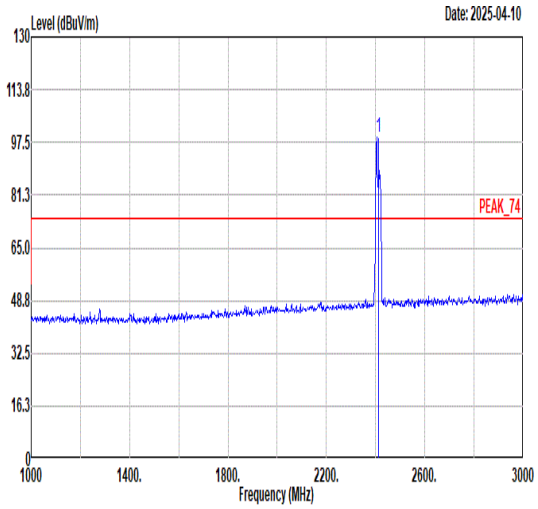 Freq Level Limit Line Margin Read Level Ant Factor Cable Loss Preamp Factor APos TPos Remark MHz dBuV/m dBuV/m dB dBuV dB/m dB dB cm deg 1 2412.00 98.94 ------ ------ 97.37 30.44 4.81 33.68 258 308 PEAK
Avg	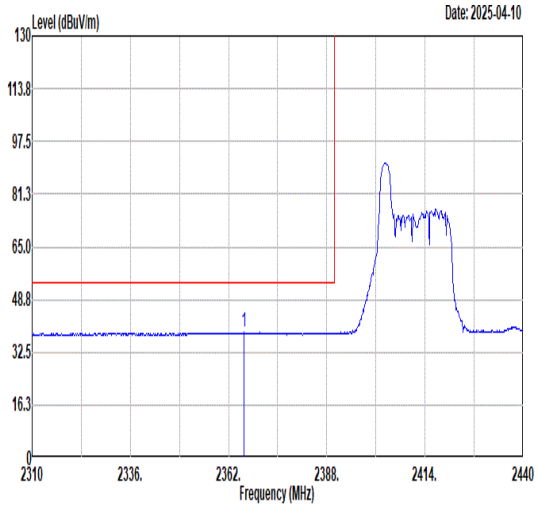 Freq Level Limit Line Margin Read Level Ant Factor Cable Loss Preamp Factor APos TPos Remark MHz dBuV/m dBuV/m dB dBuV dB/m dB dB cm deg 1 2366.03 38.51 54.00 -15.49 37.07 30.42 4.77 33.75 258 308 AVERAGE	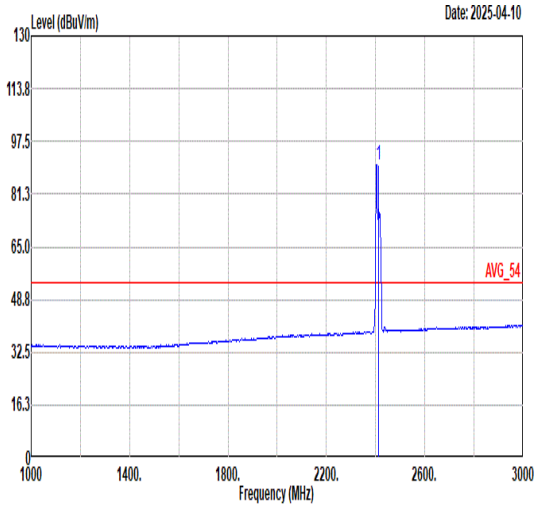 Freq Level Limit Line Margin Read Level Ant Factor Cable Loss Preamp Factor APos TPos Remark MHz dBuV/m dBuV/m dB dBuV dB/m dB dB cm deg 1 2412.00 90.50 ------ ------ 88.93 30.44 4.81 33.68 258 308 AVERAGE

Mode	21	
	Band Edge	
	2400-2483.5_802.11ax HE20_CH01_Partial RU26/0_2412MHz	
ANT	6	
Pol.	Vertical	Fundamental
Peak	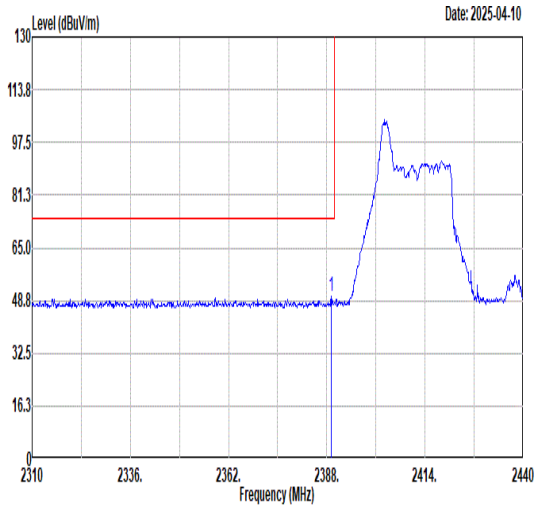 Freq Level Limit Line Margin Read Level Ant Factor Cable Loss Preamp Factor APos TPos Remark MHz dBuV/m dBuV/m dB dBuV dB/m dB dB cm deg 1 2389.17 49.98 74.00 -24.02 48.47 30.43 4.79 33.71 140 311 PEAK	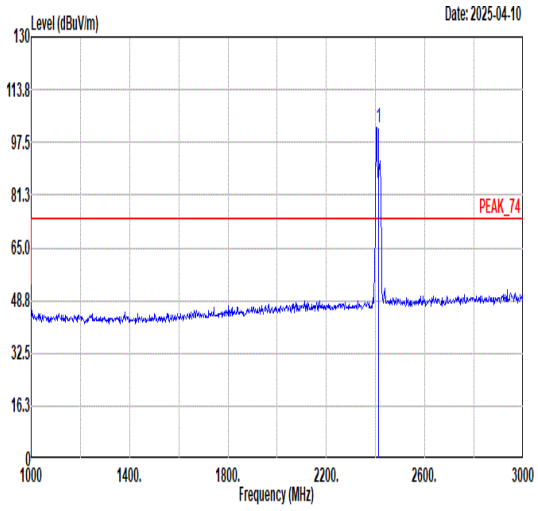 Freq Level Limit Line Margin Read Level Ant Factor Cable Loss Preamp Factor APos TPos Remark MHz dBuV/m dBuV/m dB dBuV dB/m dB dB cm deg 1 2412.00 102.24 ------ ------ 100.67 30.44 4.81 33.68 140 311 PEAK
Avg	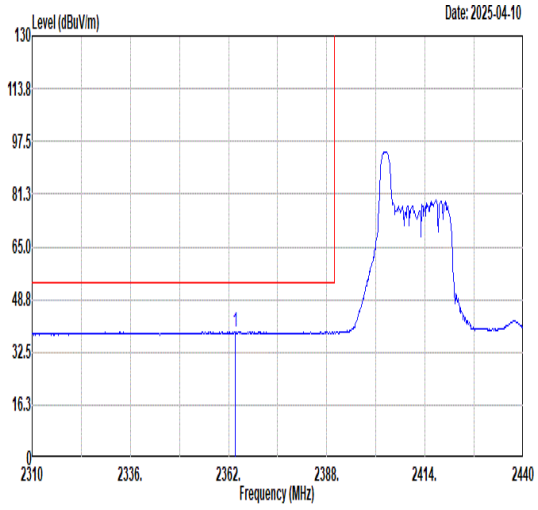 Freq Level Limit Line Margin Read Level Ant Factor Cable Loss Preamp Factor APos TPos Remark MHz dBuV/m dBuV/m dB dBuV dB/m dB dB cm deg 1 2363.82 38.96 54.00 -15.04 37.52 30.42 4.77 33.75 140 311 AVERAGE	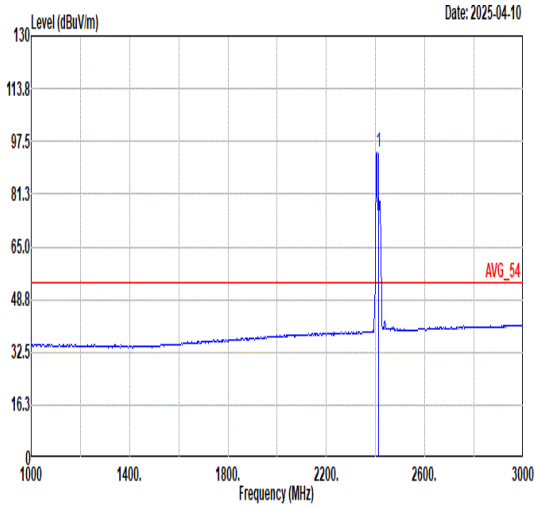 Freq Level Limit Line Margin Read Level Ant Factor Cable Loss Preamp Factor APos TPos Remark MHz dBuV/m dBuV/m dB dBuV dB/m dB dB cm deg 1 2412.00 94.04 ------ ------ 92.47 30.44 4.81 33.68 140 311 AVERAGE

Mode	22	
	Band Edge	
	2400-2483.5_802.11ax HE20_CH01_Partial RU52/37_2412MHz	
ANT	6	
Pol.	Horizontal	Fundamental
Peak	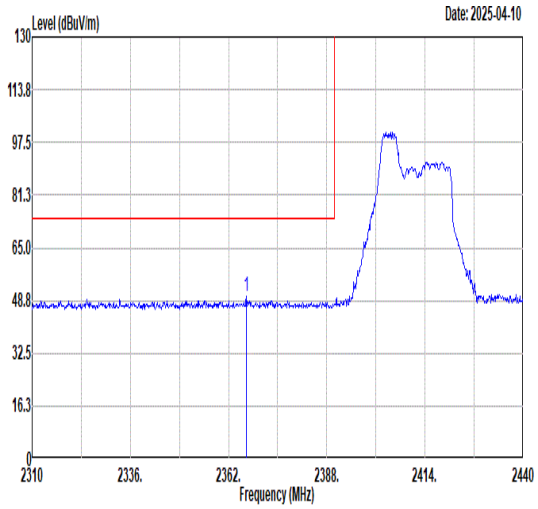 Freq Level Limit Line Margin Read Level Ant Factor Cable Loss Preamp Factor APos TPos Remark MHz dBuV/m dBuV/m dB dBuV dB/m dB dB cm deg 1 2366.68 50.15 74.00 -23.85 48.71 30.42 4.77 33.75 259 306 PEAK	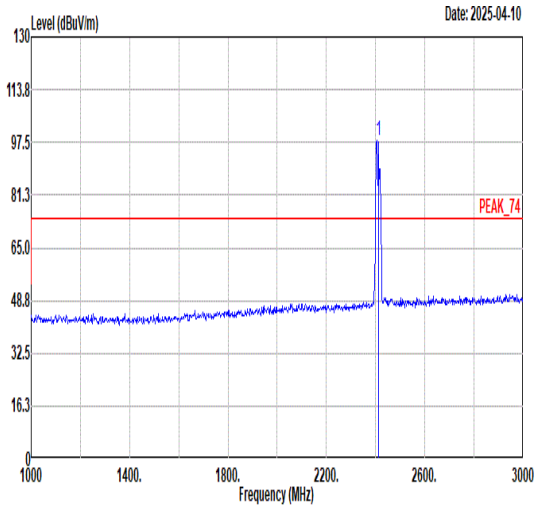 Freq Level Limit Line Margin Read Level Ant Factor Cable Loss Preamp Factor APos TPos Remark MHz dBuV/m dBuV/m dB dBuV dB/m dB dB cm deg 1 2412.00 98.21 ------ ------ 96.64 30.44 4.81 33.68 259 306 PEAK
Avg	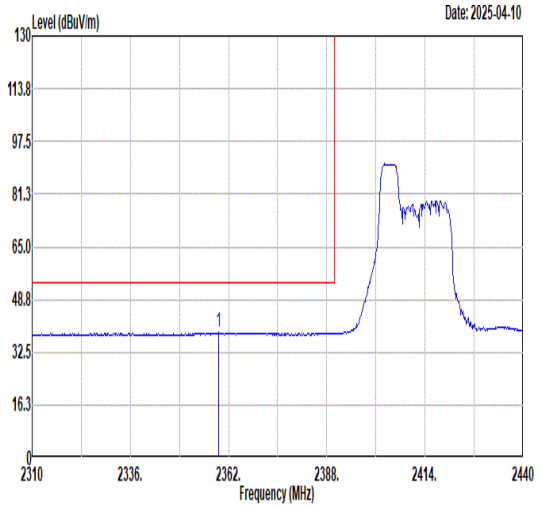 Freq Level Limit Line Margin Read Level Ant Factor Cable Loss Preamp Factor APos TPos Remark MHz dBuV/m dBuV/m dB dBuV dB/m dB dB cm deg 1 2359.40 38.55 54.00 -15.45 37.13 30.42 4.76 33.76 259 306 AVERAGE	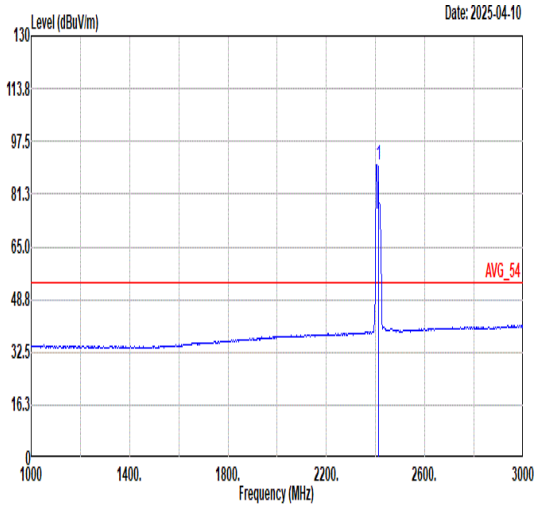 Freq Level Limit Line Margin Read Level Ant Factor Cable Loss Preamp Factor APos TPos Remark MHz dBuV/m dBuV/m dB dBuV dB/m dB dB cm deg 1 2412.00 90.35 ------ ------ 88.76 30.45 4.81 33.67 259 306 AVERAGE

Mode	22	
	Band Edge	
	2400-2483.5_802.11ax HE20_CH01_Partial RU52/37_2412MHz	
ANT	6	
Pol.	Vertical	Fundamental
Peak	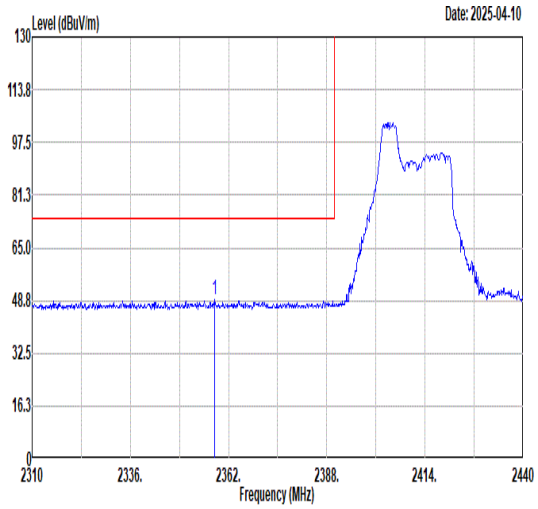 Freq Level Limit Line Margin Read Level Ant Factor Cable Loss Preamp Factor APos TPos Remark MHz dBuV/m dBuV/m dB dBuV dB/m dB dB cm deg 1 2358.36 49.10 74.00 -24.90 47.68 30.42 4.76 33.76 139 315 PEAK	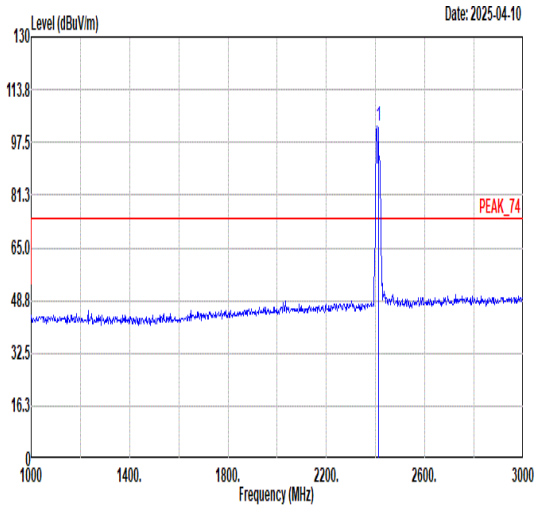 Freq Level Limit Line Margin Read Level Ant Factor Cable Loss Preamp Factor APos TPos Remark MHz dBuV/m dBuV/m dB dBuV dB/m dB dB cm deg 1 2412.00 102.75 ------ ------ 101.16 30.45 4.81 33.67 139 315 PEAK
Avg	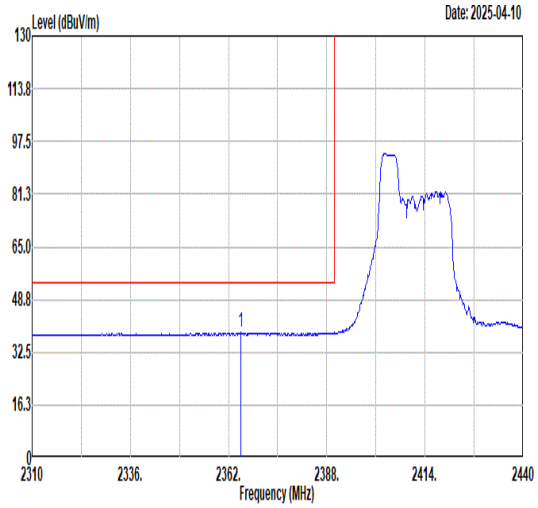 Freq Level Limit Line Margin Read Level Ant Factor Cable Loss Preamp Factor APos TPos Remark MHz dBuV/m dBuV/m dB dBuV dB/m dB dB cm deg 1 2365.25 38.54 54.00 -15.46 37.10 30.42 4.77 33.75 139 315 AVERAGE	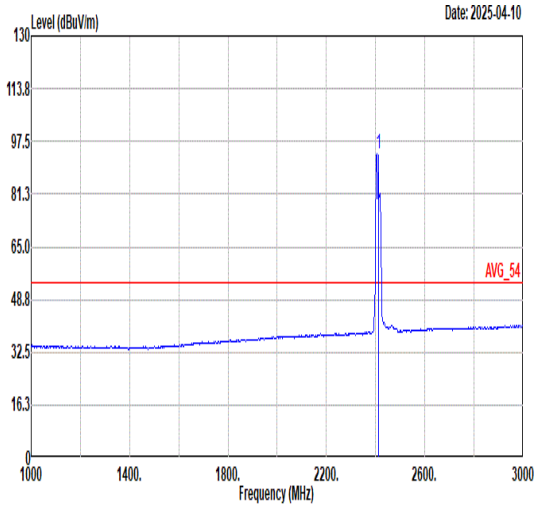 Freq Level Limit Line Margin Read Level Ant Factor Cable Loss Preamp Factor APos TPos Remark MHz dBuV/m dBuV/m dB dBuV dB/m dB dB cm deg 1 2412.00 93.47 ------ ------ 91.90 30.44 4.81 33.68 139 315 AVERAGE

Mode	23	
	Band Edge	
	2400-2483.5_802.11ax HE20_CH01_Partial RU106/53_2412MHz	
ANT	6	
Pol.	Horizontal	Fundamental
Peak	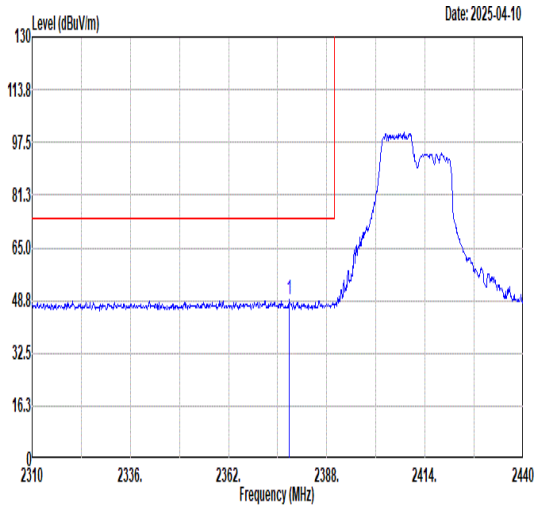 Freq Level Limit Line Margin Read Level Ant Factor Cable Loss Preamp Factor APos TPos Remark MHz dBuV/m dBuV/m dB dBuV dB/m dB dB cm deg 1 2377.99 49.01 74.00 -24.99 47.53 30.43 4.78 33.73 258 307 PEAK	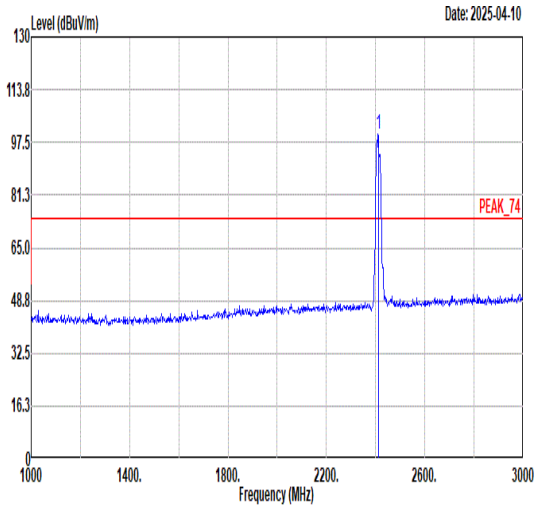 Freq Level Limit Line Margin Read Level Ant Factor Cable Loss Preamp Factor APos TPos Remark MHz dBuV/m dBuV/m dB dBuV dB/m dB dB cm deg 1 2412.00 100.11 ------ ------ 98.51 30.45 4.82 33.67 258 307 PEAK
Avg	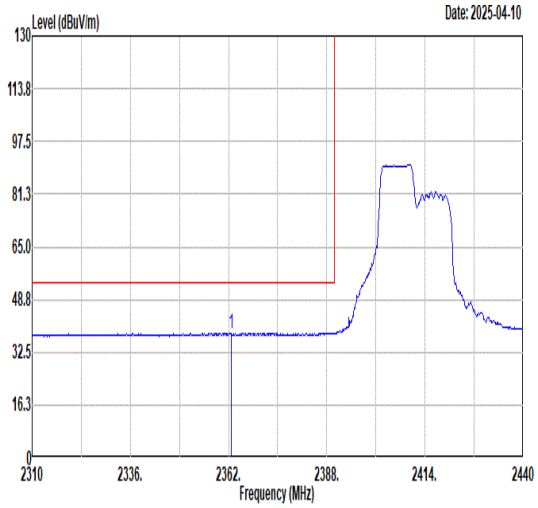 Freq Level Limit Line Margin Read Level Ant Factor Cable Loss Preamp Factor APos TPos Remark MHz dBuV/m dBuV/m dB dBuV dB/m dB dB cm deg 1 2362.65 38.39 54.00 -15.61 36.95 30.42 4.77 33.75 258 307 AVERAGE	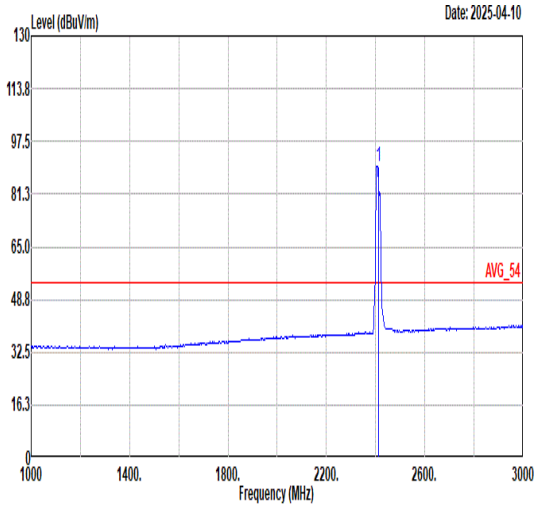 Freq Level Limit Line Margin Read Level Ant Factor Cable Loss Preamp Factor APos TPos Remark MHz dBuV/m dBuV/m dB dBuV dB/m dB dB cm deg 1 2412.00 90.01 ------ ------ 88.41 30.45 4.82 33.67 258 307 AVERAGE

Mode	23	
	Band Edge	
	2400-2483.5_802.11ax HE20_CH01_Partial RU106/53_2412MHz	
ANT	6	
Pol.	Vertical	Fundamental
Peak	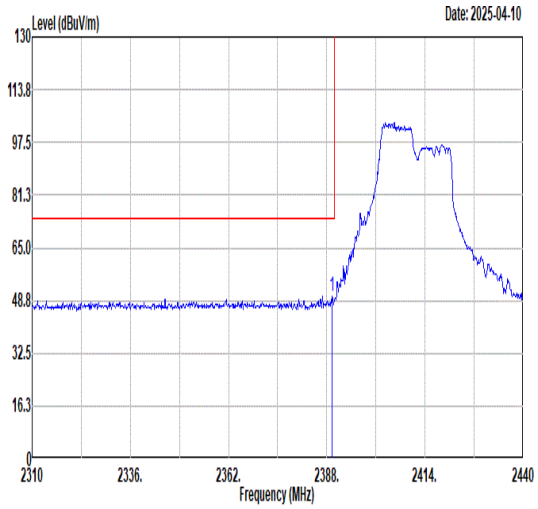 Freq Level Limit Line Margin Read Level Ant Factor Cable Loss Preamp Factor APos TPos Remark MHz dBuV/m dBuV/m dB dBuV dB/m dB dB cm deg 1 2389.30 50.16 74.00 -23.84 48.64 30.44 4.79 33.71 142 318 PEAK	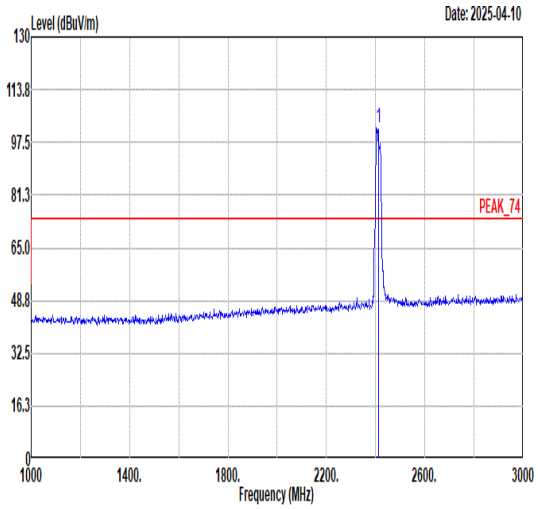 Freq Level Limit Line Margin Read Level Ant Factor Cable Loss Preamp Factor APos TPos Remark MHz dBuV/m dBuV/m dB dBuV dB/m dB dB cm deg 1 2412.00 102.19 ------ ------ 100.62 30.44 4.81 33.68 142 318 PEAK
Avg	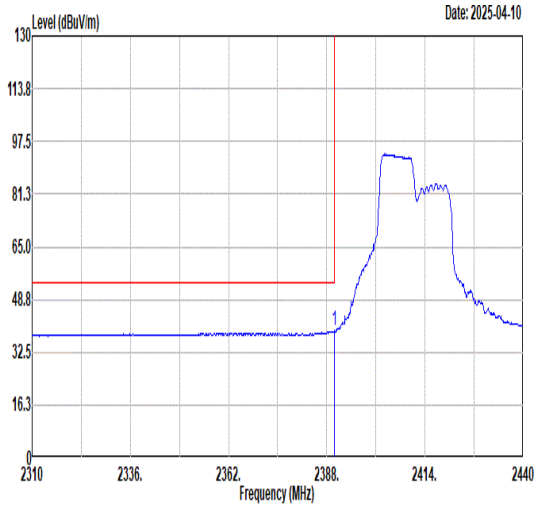 Freq Level Limit Line Margin Read Level Ant Factor Cable Loss Preamp Factor APos TPos Remark MHz dBuV/m dBuV/m dB dBuV dB/m dB dB cm deg 1 2389.95 39.16 54.00 -14.84 37.62 30.44 4.80 33.70 142 318 AVERAGE	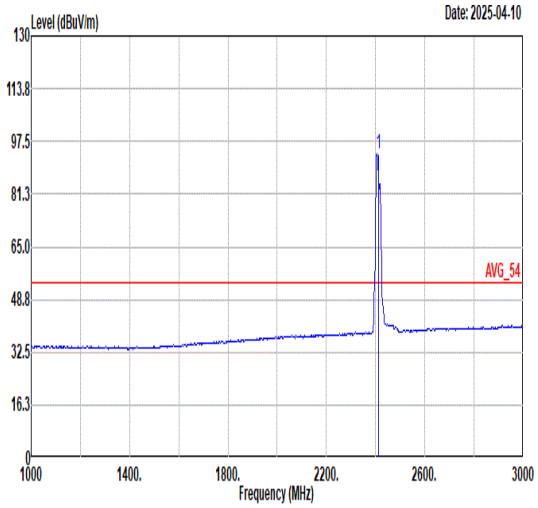 Freq Level Limit Line Margin Read Level Ant Factor Cable Loss Preamp Factor APos TPos Remark MHz dBuV/m dBuV/m dB dBuV dB/m dB dB cm deg 1 2412.00 93.46 ------ ------ 91.89 30.44 4.81 33.68 142 318 AVERAGE

Mode	24	
	Band Edge	
	2400-2483.5_802.11ax HE20_CH11_Partial RU26/8_2462MHz	
ANT	6	
Pol.	Horizontal	Fundamental
Peak	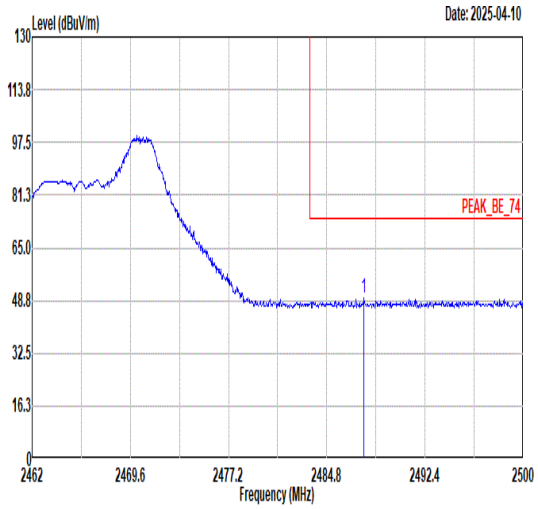 Freq Level Limit Line Margin Read Level Ant Factor Cable Loss Preamp Factor APos TPos Remark MHz dBuV/m dBuV/m dB dBuV dB/m dB dB cm deg 1 2487.69 49.46 74.00 -24.54 47.57 30.49 4.93 33.53 259 300 PEAK	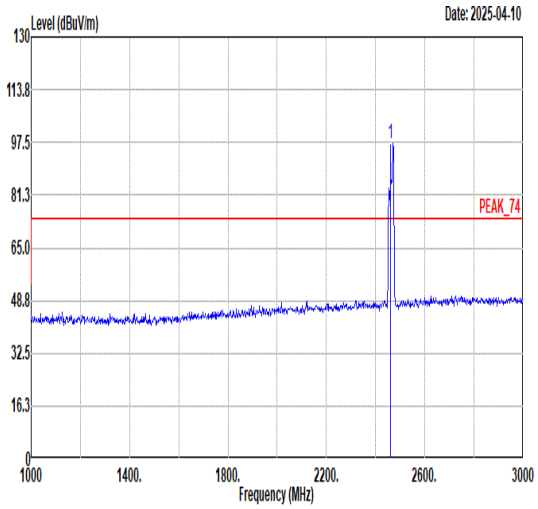 Freq Level Limit Line Margin Read Level Ant Factor Cable Loss Preamp Factor APos TPos Remark MHz dBuV/m dBuV/m dB dBuV dB/m dB dB cm deg 1 2462.00 97.04 ------ ------ 95.22 30.48 4.90 33.56 259 300 PEAK
Avg	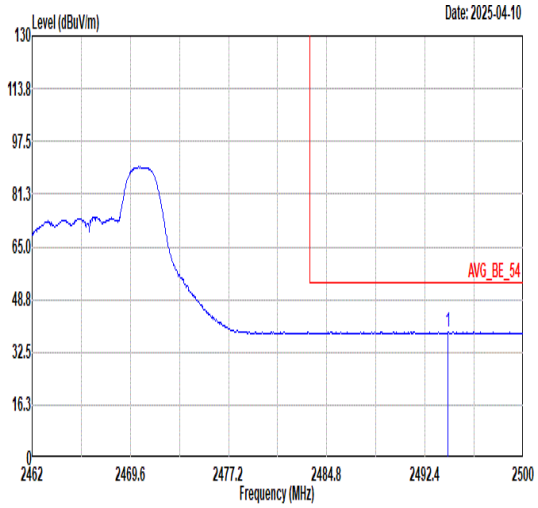 Freq Level Limit Line Margin Read Level Ant Factor Cable Loss Preamp Factor APos TPos Remark MHz dBuV/m dBuV/m dB dBuV dB/m dB dB cm deg 1 2494.19 38.72 54.00 -15.28 36.80 30.50 4.93 33.51 259 300 AVERAGE	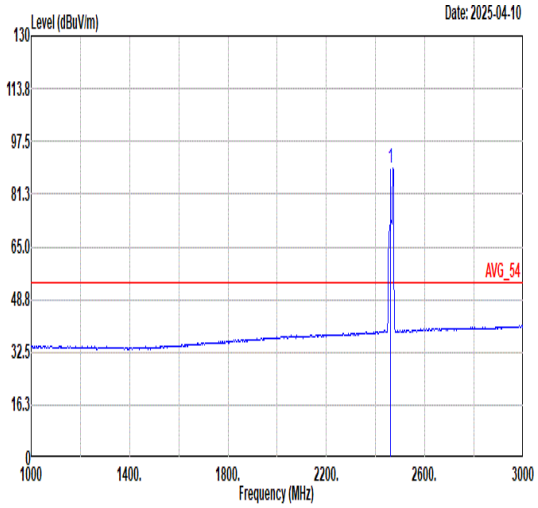 Freq Level Limit Line Margin Read Level Ant Factor Cable Loss Preamp Factor APos TPos Remark MHz dBuV/m dBuV/m dB dBuV dB/m dB dB cm deg 1 2462.00 89.38 ------ ------ 87.56 30.48 4.90 33.56 259 300 AVERAGE

Mode	24	
	Band Edge	
	2400-2483.5_802.11ax HE20_CH11_Partial RU26/8_2462MHz	
ANT	6	
Pol.	Vertical	Fundamental
Peak	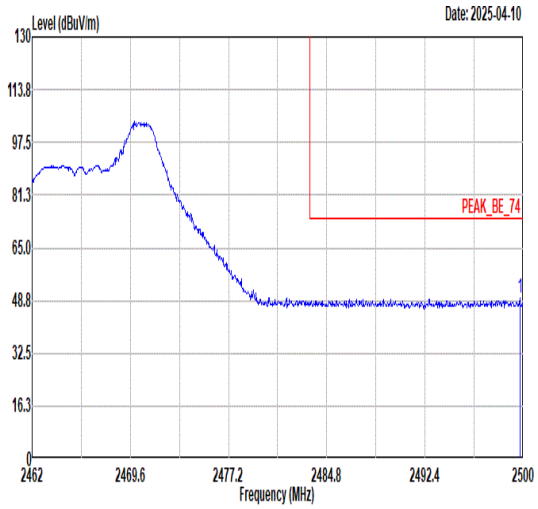 Freq Level Limit Line Margin Read Level Ant Factor Cable Loss Preamp Factor APos TPos Remark MHz dBuV/m dBuV/m dB dBuV dB/m dB dB cm deg 1 2499.73 49.43 74.00 -24.57 47.48 30.51 4.94 33.50 155 321 PEAK	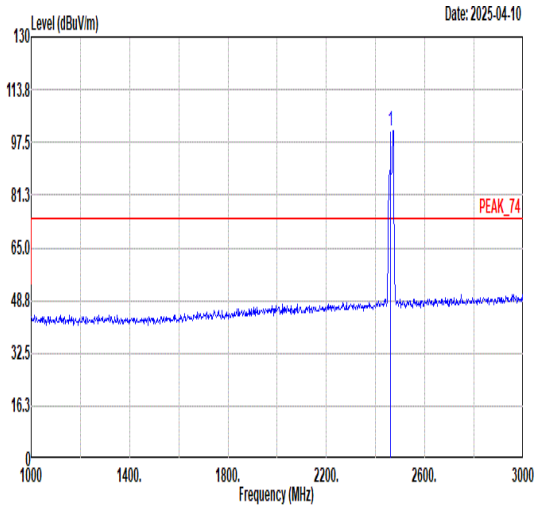 Freq Level Limit Line Margin Read Level Ant Factor Cable Loss Preamp Factor APos TPos Remark MHz dBuV/m dBuV/m dB dBuV dB/m dB dB cm deg 1 2462.00 101.19 ------ ------ 99.37 30.48 4.90 33.56 155 321 PEAK
Avg	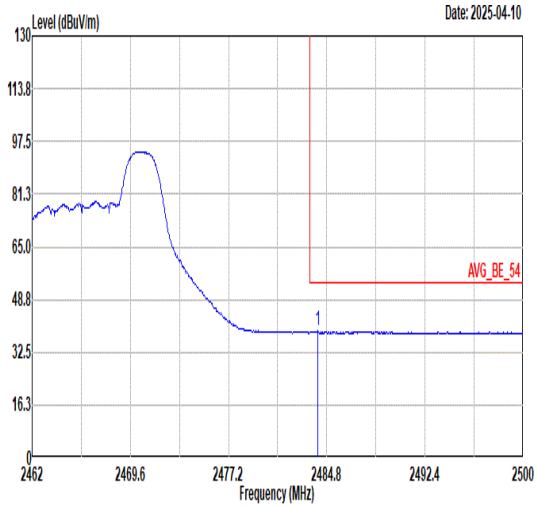 Freq Level Limit Line Margin Read Level Ant Factor Cable Loss Preamp Factor APos TPos Remark MHz dBuV/m dBuV/m dB dBuV dB/m dB dB cm deg 1 2484.08 39.05 54.00 -14.95 37.17 30.49 4.92 33.53 155 321 AVERAGE	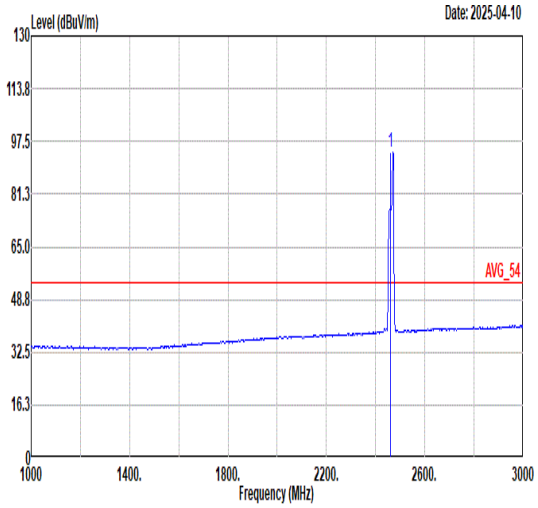 Freq Level Limit Line Margin Read Level Ant Factor Cable Loss Preamp Factor APos TPos Remark MHz dBuV/m dBuV/m dB dBuV dB/m dB dB cm deg 1 2462.00 94.06 ------ ------ 92.24 30.48 4.90 33.56 155 321 AVERAGE

Mode	25	
	Band Edge	
	2400-2483.5_802.11ax HE20_CH11_Partial RU52/40_2462MHz	
ANT	6	
Pol.	Horizontal	Fundamental
Peak	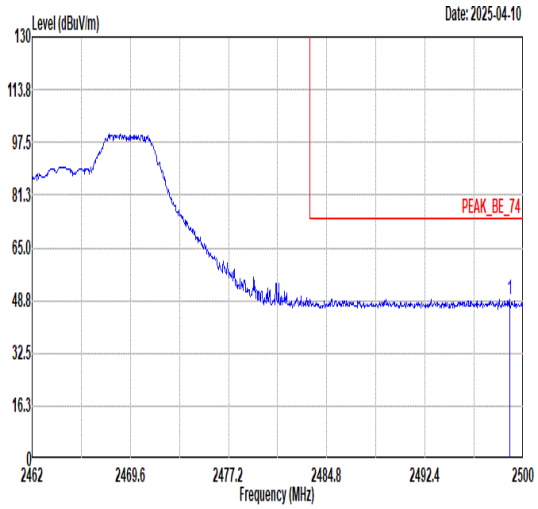 Freq Level Limit Line Margin Read Level Ant Factor Cable Loss Preamp Factor APos TPos Remark MHz dBuV/m dBuV/m dB dBuV dB/m dB dB cm deg 1 2498.94 48.97 74.00 -25.03 47.04 30.50 4.94 33.51 255 304 PEAK	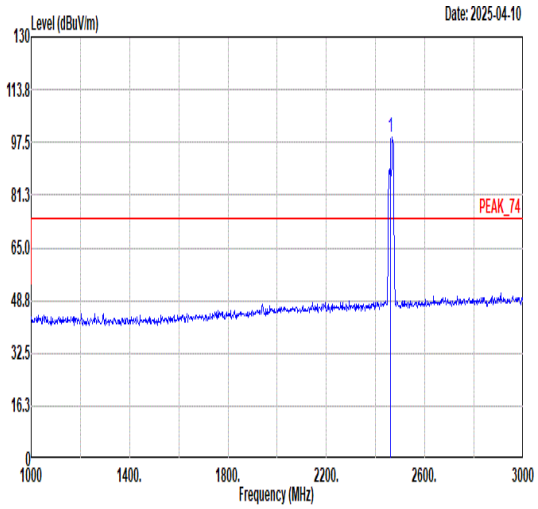 Freq Level Limit Line Margin Read Level Ant Factor Cable Loss Preamp Factor APos TPos Remark MHz dBuV/m dBuV/m dB dBuV dB/m dB dB cm deg 1 2462.00 99.24 ------ ------ 97.42 30.48 4.90 33.56 255 304 PEAK
Avg	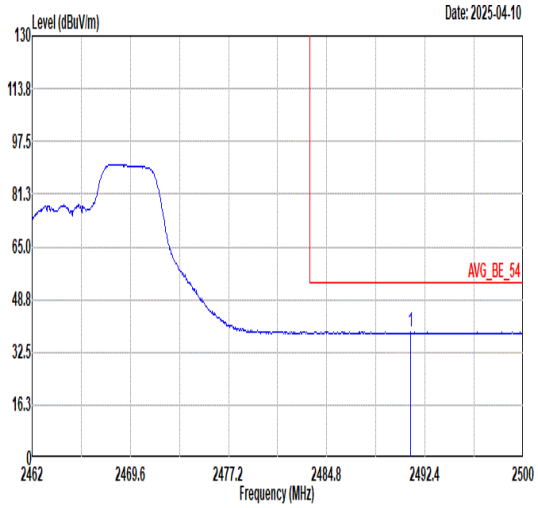 Freq Level Limit Line Margin Read Level Ant Factor Cable Loss Preamp Factor APos TPos Remark MHz dBuV/m dBuV/m dB dBuV dB/m dB dB cm deg 1 2491.30 38.72 54.00 -15.28 36.81 30.50 4.93 33.52 255 304 AVERAGE	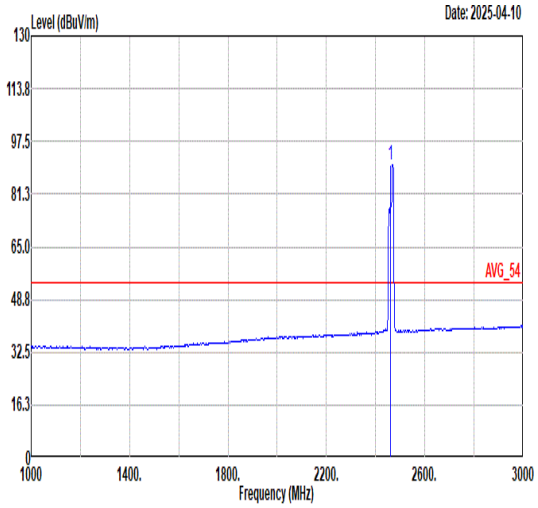 Freq Level Limit Line Margin Read Level Ant Factor Cable Loss Preamp Factor APos TPos Remark MHz dBuV/m dBuV/m dB dBuV dB/m dB dB cm deg 1 2462.00 90.29 ------ ------ 88.47 30.48 4.90 33.56 255 304 AVERAGE

Mode	25	
	Band Edge	
	2400-2483.5_802.11ax HE20_CH11_Partial RU52/40_2462MHz	
ANT	6	
Pol.	Vertical	Fundamental
Peak	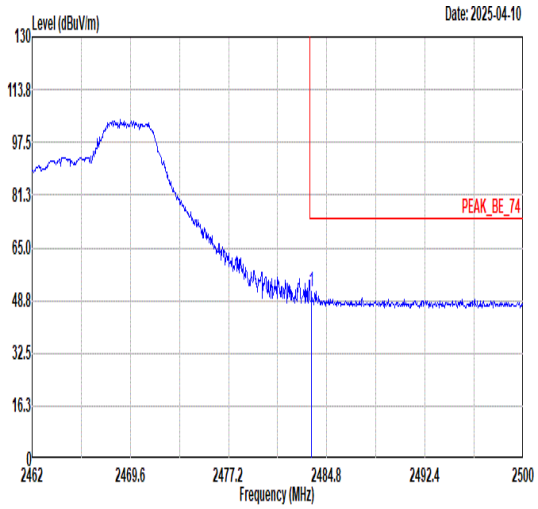 Freq Level Limit Line Margin Read Level Ant Factor Cable Loss Preamp Factor APos TPos Remark MHz dBuV/m dBuV/m dB dBuV dB/m dB dB cm deg 1 2483.62 51.60 74.00 -22.40 49.72 30.49 4.92 33.53 159 319 PEAK	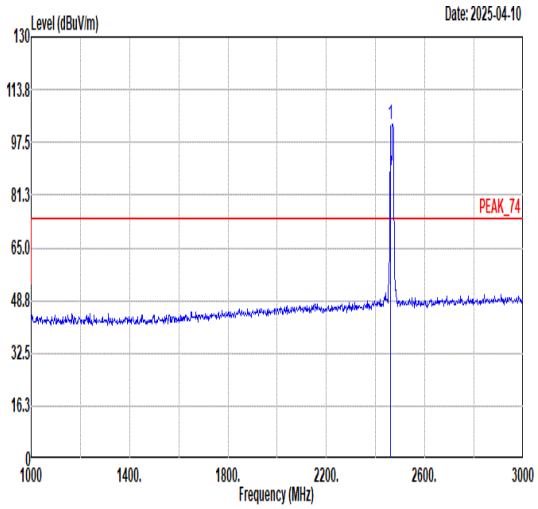 Freq Level Limit Line Margin Read Level Ant Factor Cable Loss Preamp Factor APos TPos Remark MHz dBuV/m dBuV/m dB dBuV dB/m dB dB cm deg 1 2462.00 103.24 ------ ------ 101.42 30.48 4.90 33.56 159 319 PEAK
Avg	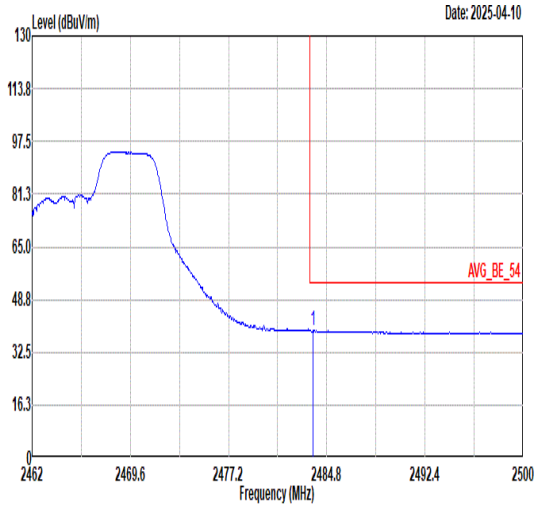 Freq Level Limit Line Margin Read Level Ant Factor Cable Loss Preamp Factor APos TPos Remark MHz dBuV/m dBuV/m dB dBuV dB/m dB dB cm deg 1 2483.74 39.24 54.00 -14.76 37.36 30.49 4.92 33.53 159 319 AVERAGE	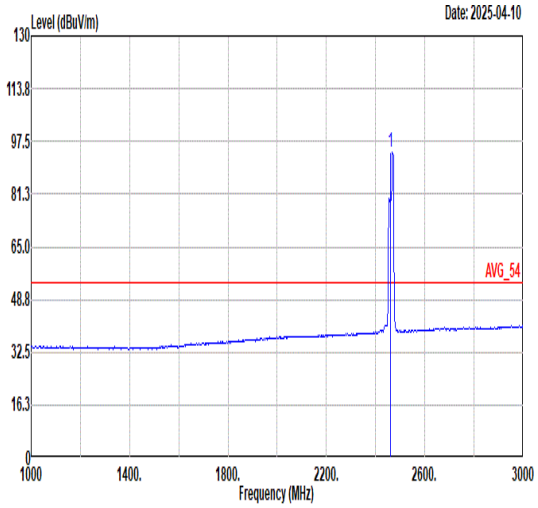 Freq Level Limit Line Margin Read Level Ant Factor Cable Loss Preamp Factor APos TPos Remark MHz dBuV/m dBuV/m dB dBuV dB/m dB dB cm deg 1 2462.00 93.99 ------ ------ 92.17 30.48 4.90 33.56 159 319 AVERAGE

Mode	26	
	Band Edge	
	2400-2483.5_802.11ax HE20_CH11_Partial RU106/54_2462MHz	
ANT	6	
Pol.	Horizontal	Fundamental
Peak	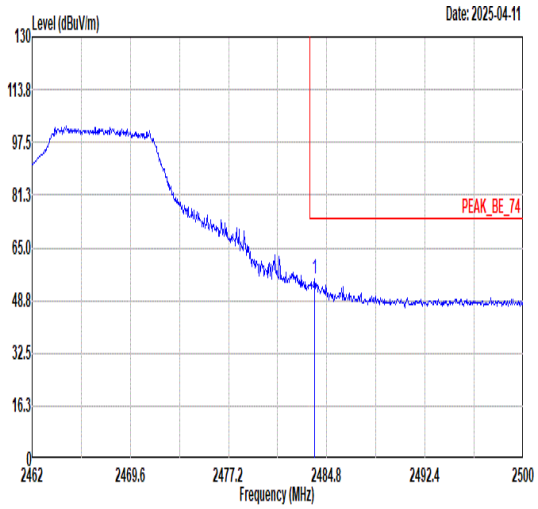 Freq Level Limit Line Margin Read Level Ant Factor Cable Loss Preamp Factor APos TPos Remark MHz dBuV/m dBuV/m dB dBuV dB/m dB dB cm deg 1 2483.85 55.22 74.00 -18.78 53.34 30.49 4.92 33.53 255 304 PEAK	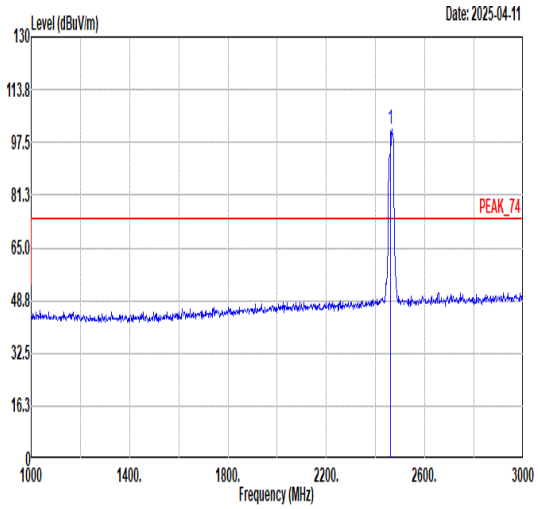 Freq Level Limit Line Margin Read Level Ant Factor Cable Loss Preamp Factor APos TPos Remark MHz dBuV/m dBuV/m dB dBuV dB/m dB dB cm deg 1 2462.00 101.45 ------ ------ 99.64 30.48 4.90 33.57 255 304 PEAK
Avg	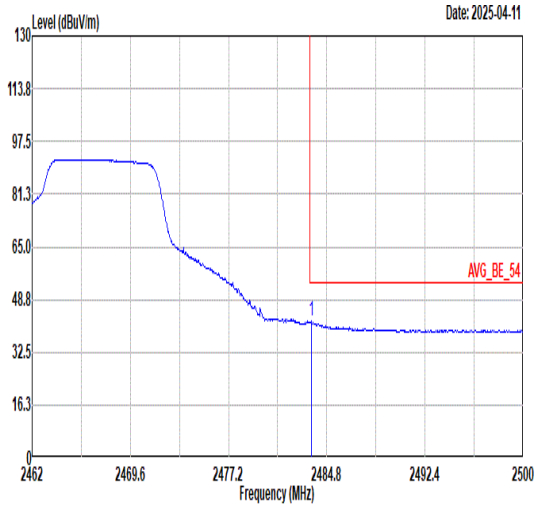 Freq Level Limit Line Margin Read Level Ant Factor Cable Loss Preamp Factor APos TPos Remark MHz dBuV/m dBuV/m dB dBuV dB/m dB dB cm deg 1 2483.58 41.97 54.00 -12.03 40.09 30.49 4.92 33.53 255 304 AVERAGE	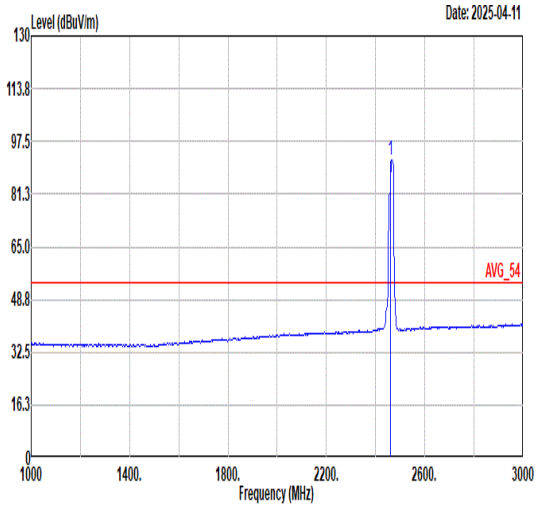 Freq Level Limit Line Margin Read Level Ant Factor Cable Loss Preamp Factor APos TPos Remark MHz dBuV/m dBuV/m dB dBuV dB/m dB dB cm deg 1 2462.00 91.88 ------ ------ 90.07 30.48 4.90 33.57 255 304 AVERAGE

Mode	26	
	Band Edge	
	2400-2483.5_802.11ax HE20_CH11_Partial RU106/54_2462MHz	
ANT	6	
Pol.	Vertical	Fundamental
Peak	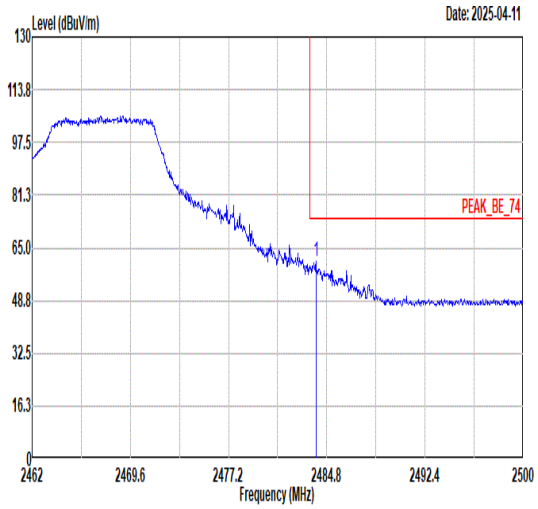 Freq Level Limit Line Margin Read Level Ant Factor Cable Loss Preamp Factor APos TPos Remark MHz dBuV/m dBuV/m dB dBuV dB/m dB dB cm deg 1 2483.96 60.65 74.00 -13.35 58.77 30.49 4.92 33.53 134 321 PEAK	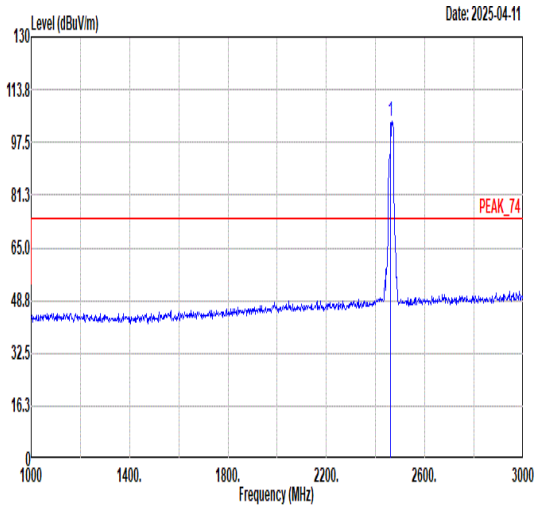 Freq Level Limit Line Margin Read Level Ant Factor Cable Loss Preamp Factor APos TPos Remark MHz dBuV/m dBuV/m dB dBuV dB/m dB dB cm deg 1 2462.00 104.15 ------ ------ 102.33 30.48 4.90 33.56 134 321 PEAK
Avg	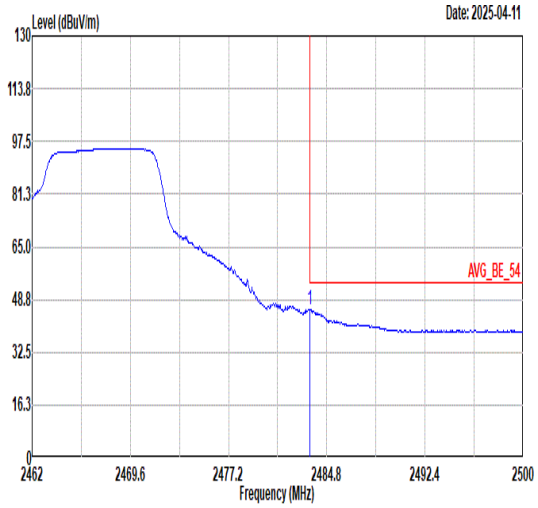 Freq Level Limit Line Margin Read Level Ant Factor Cable Loss Preamp Factor APos TPos Remark MHz dBuV/m dBuV/m dB dBuV dB/m dB dB cm deg 1 2483.51 45.48 54.00 -8.52 43.60 30.49 4.92 33.53 134 321 AVERAGE	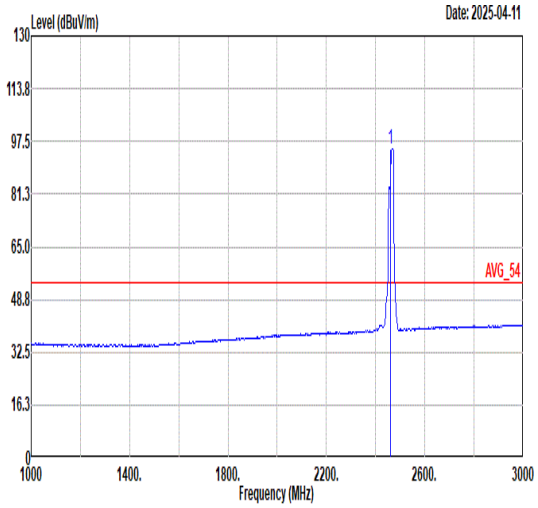 Freq Level Limit Line Margin Read Level Ant Factor Cable Loss Preamp Factor APos TPos Remark MHz dBuV/m dBuV/m dB dBuV dB/m dB dB cm deg 1 2462.00 95.40 ------ ------ 93.58 30.48 4.90 33.56 134 321 AVERAGE

Mode	27	
	Band Edge - L	
	2400-2483.5_802.11ax HE40_CH03_2422MHz	
ANT	6	
Pol.	Horizontal	Fundamental
Peak	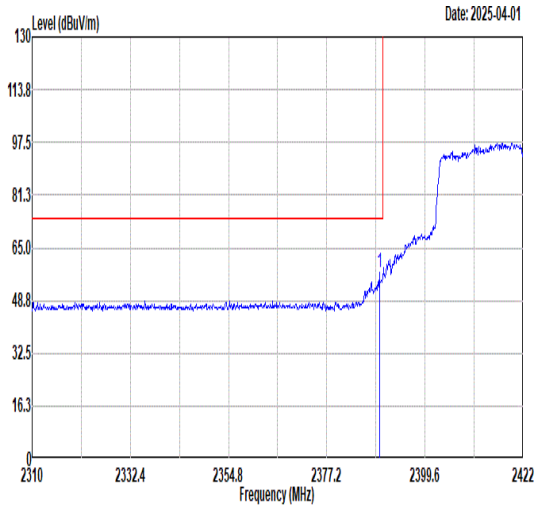 Freq Level Limit Line Margin Read Level Ant Factor Cable Loss Preamp Factor APos TPos Remark MHz dBuV/m dBuV/m dB dBuV dB/m dB dB cm deg 1 2389.18 57.59 74.00 -16.41 56.08 30.43 4.79 33.71 255 312 PEAK	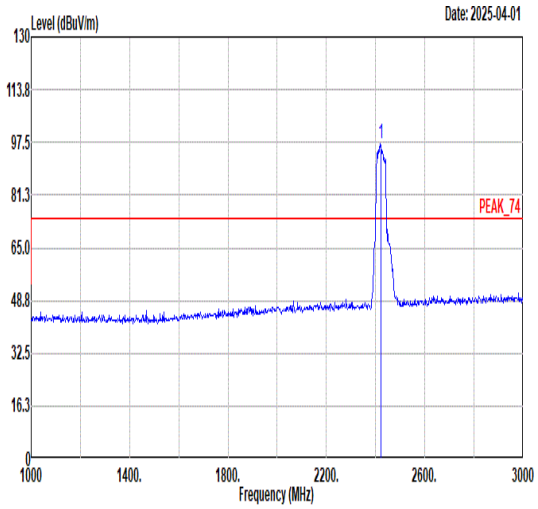 Freq Level Limit Line Margin Read Level Ant Factor Cable Loss Preamp Factor APos TPos Remark MHz dBuV/m dBuV/m dB dBuV dB/m dB dB cm deg 1 2422.00 97.19 ------ ------ 95.56 30.45 4.83 33.65 255 312 PEAK
Avg	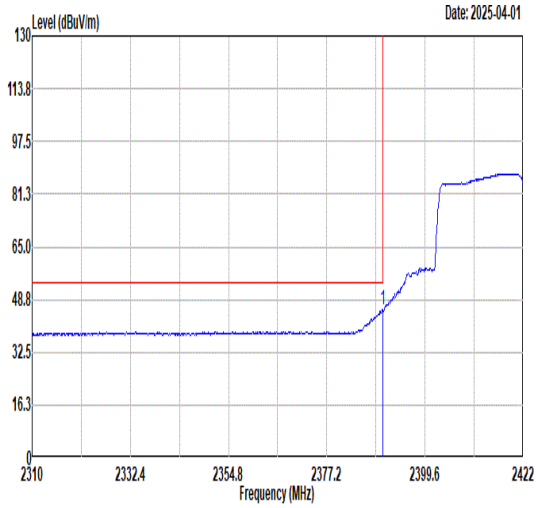 Freq Level Limit Line Margin Read Level Ant Factor Cable Loss Preamp Factor APos TPos Remark MHz dBuV/m dBuV/m dB dBuV dB/m dB dB cm deg 1 2389.97 45.48 54.00 -8.52 43.94 30.44 4.80 33.70 255 312 AVERAGE	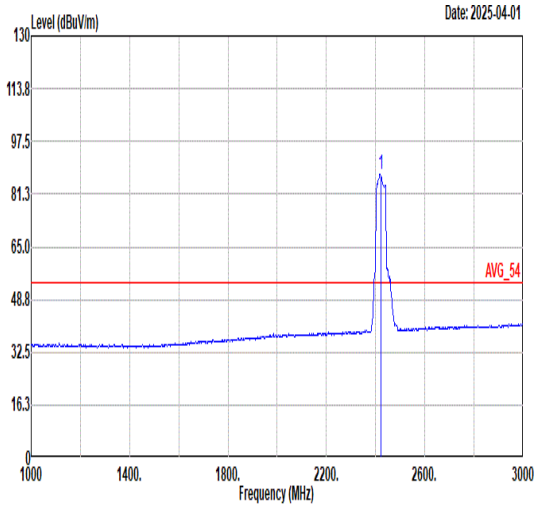 Freq Level Limit Line Margin Read Level Ant Factor Cable Loss Preamp Factor APos TPos Remark MHz dBuV/m dBuV/m dB dBuV dB/m dB dB cm deg 1 2422.00 87.30 ------ ------ 85.67 30.45 4.83 33.65 255 312 AVERAGE

Mode	27	
	Band Edge - R	
	2400-2483.5_802.11ax HE40_CH03_2422MHz	
ANT	6	
Pol.	Horizontal	Fundamental
Peak	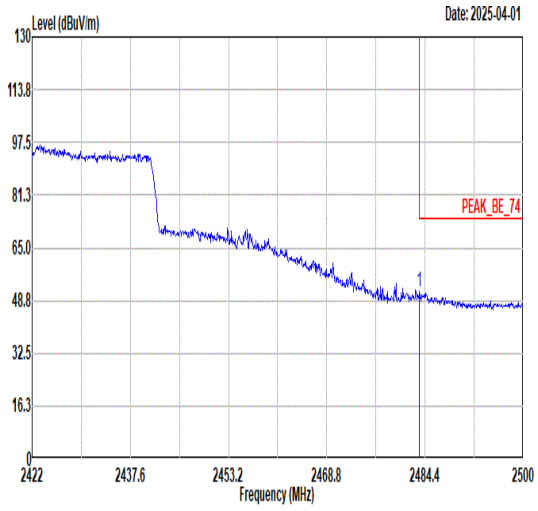 Freq Level Limit Line Margin Read Level Ant Factor Cable Loss Preamp Factor APos TPos Remark MHz dBuV/m dBuV/m dB dBuV dB/m dB dB cm deg 1 2483.54 51.58 74.00 -22.42 49.70 30.49 4.92 33.53 255 312 PEAK	Blank
Avg	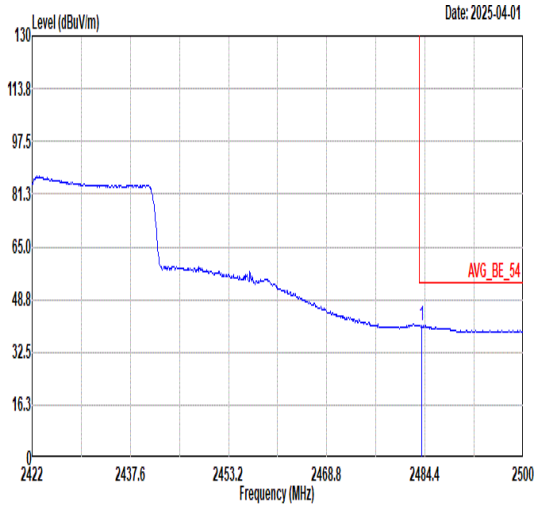 Freq Level Limit Line Margin Read Level Ant Factor Cable Loss Preamp Factor APos TPos Remark MHz dBuV/m dBuV/m dB dBuV dB/m dB dB cm deg 1 2483.85 40.83 54.00 -13.17 38.95 30.49 4.92 33.53 255 312 AVERAGE	Blank

Mode	27	
	Band Edge - L	
	2400-2483.5_802.11ax HE40_CH03_2422MHz	
ANT	6	
Pol.	Vertical	Fundamental
Peak	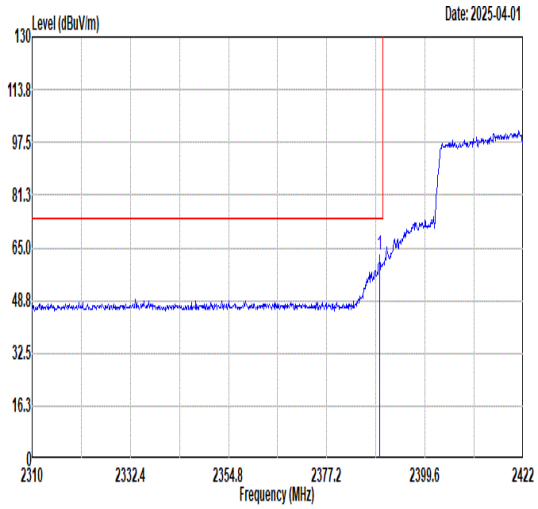 Freq Level Limit Line Margin Read Level Ant Factor Cable Loss Preamp Factor APos TPos Remark MHz dBuV/m dBuV/m dB dBuV dB/m dB dB cm deg 1 2389.30 62.68 74.00 -11.32 61.16 30.44 4.79 33.71 138 235 PEAK	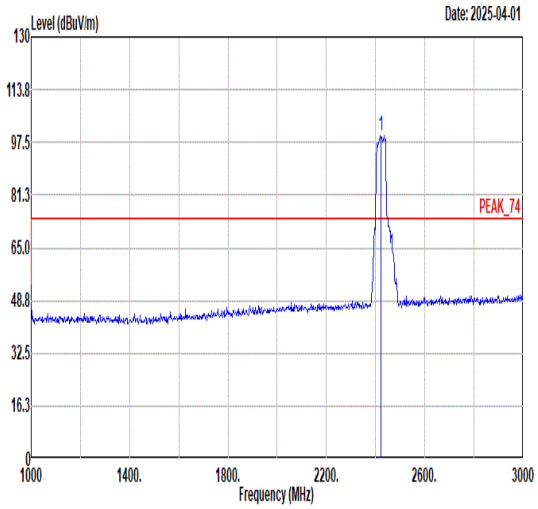 Freq Level Limit Line Margin Read Level Ant Factor Cable Loss Preamp Factor APos TPos Remark MHz dBuV/m dBuV/m dB dBuV dB/m dB dB cm deg 1 2422.00 99.74 ------ ------ 98.11 30.45 4.83 33.65 138 235 PEAK
Avg	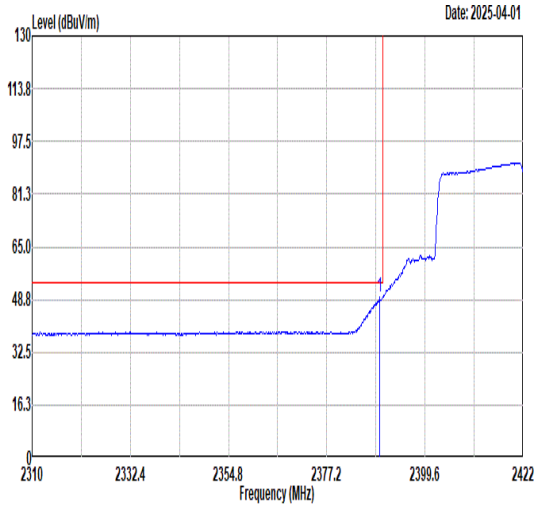 Freq Level Limit Line Margin Read Level Ant Factor Cable Loss Preamp Factor APos TPos Remark MHz dBuV/m dBuV/m dB dBuV dB/m dB dB cm deg 1 2389.30 49.60 54.00 -4.40 48.08 30.44 4.79 33.71 138 235 AVERAGE	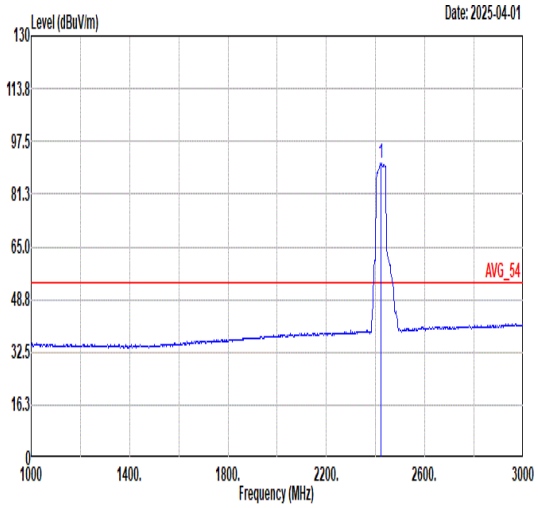 Freq Level Limit Line Margin Read Level Ant Factor Cable Loss Preamp Factor APos TPos Remark MHz dBuV/m dBuV/m dB dBuV dB/m dB dB cm deg 1 2422.00 90.68 ------ ------ 89.05 30.45 4.83 33.65 138 235 AVERAGE

Mode	27	
	Band Edge - R	
	2400-2483.5_802.11ax HE40_CH03_2422MHz	
ANT	6	
Pol.	Vertical	Fundamental
Peak	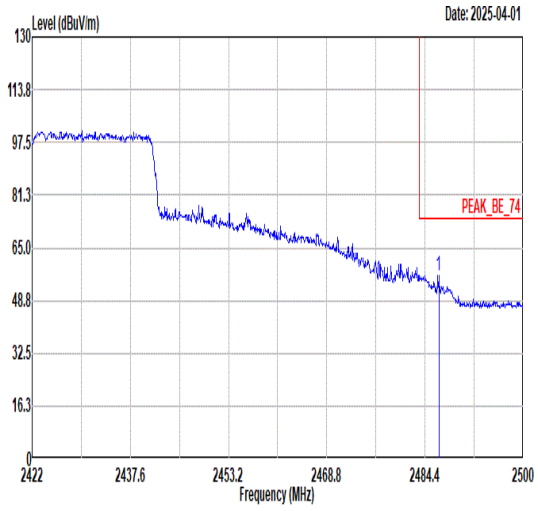 Freq Level Limit Line Margin Read Level Ant Factor Cable Loss Preamp Factor APos TPos Remark MHz dBuV/m dBuV/m dB dBuV dB/m dB dB cm deg 1 2486.58 56.42 74.00 -17.58 54.54 30.49 4.92 33.53 138 235 PEAK	Blank
Avg	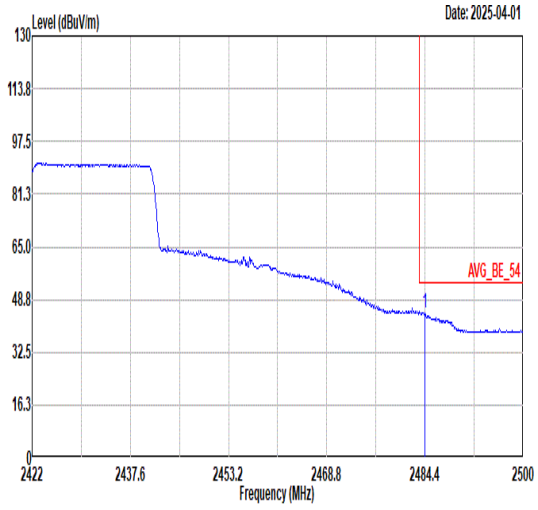 Freq Level Limit Line Margin Read Level Ant Factor Cable Loss Preamp Factor APos TPos Remark MHz dBuV/m dBuV/m dB dBuV dB/m dB dB cm deg 1 2484.32 44.59 54.00 -9.41 42.71 30.49 4.92 33.53 138 235 AVERAGE	Blank

Mode	28	
	Band Edge - L	
	2400-2483.5_802.11ax HE40_CH06_2437MHz	
ANT	6	
Pol.	Horizontal	Fundamental
Peak	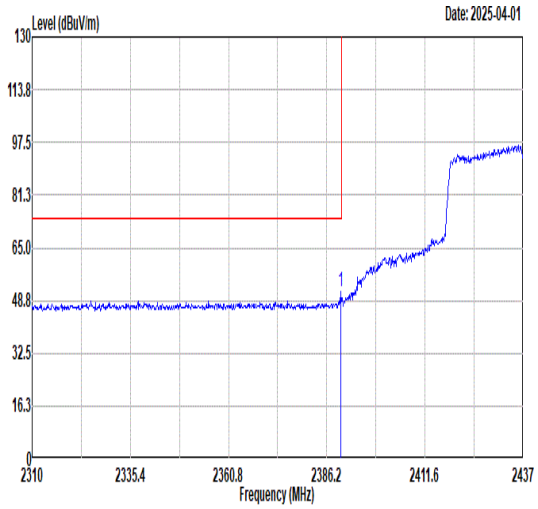 Freq Level Limit Line Margin Read Level Ant Factor Cable Loss Preamp Factor APos TPos Remark MHz dBuV/m dBuV/m dB dBuV dB/m dB dB cm deg 1 2389.76 51.75 74.00 -22.25 50.21 30.44 4.80 33.70 250 329 PEAK	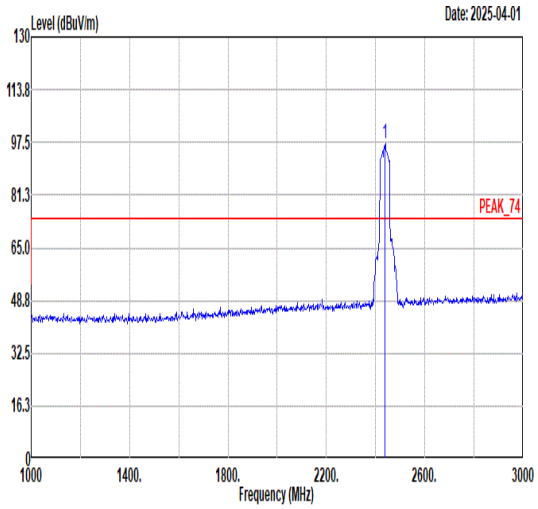 Freq Level Limit Line Margin Read Level Ant Factor Cable Loss Preamp Factor APos TPos Remark MHz dBuV/m dBuV/m dB dBuV dB/m dB dB cm deg 1 2437.00 97.18 ------ ------ 95.46 30.47 4.86 33.61 250 329 PEAK
Avg	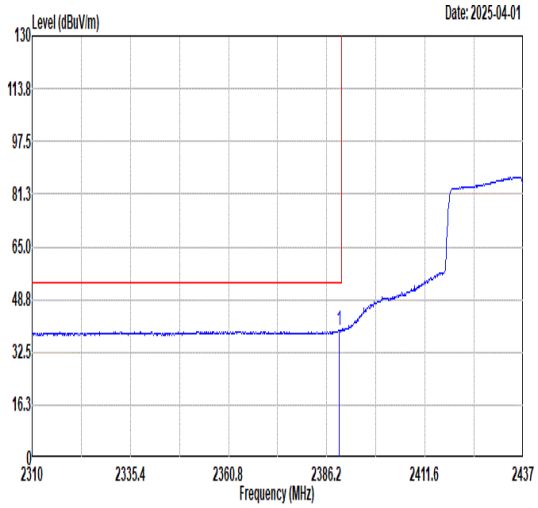 Freq Level Limit Line Margin Read Level Ant Factor Cable Loss Preamp Factor APos TPos Remark MHz dBuV/m dBuV/m dB dBuV dB/m dB dB cm deg 1 2389.50 39.15 54.00 -14.85 37.61 30.44 4.80 33.70 250 329 AVERAGE	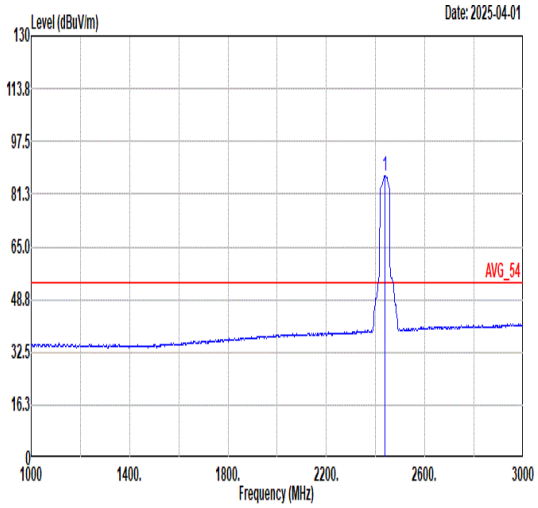 Freq Level Limit Line Margin Read Level Ant Factor Cable Loss Preamp Factor APos TPos Remark MHz dBuV/m dBuV/m dB dBuV dB/m dB dB cm deg 1 2437.00 86.66 ------ ------ 84.97 30.46 4.85 33.62 250 329 AVERAGE

Mode	28	
	Band Edge - R	
	2400-2483.5_802.11ax HE40_CH06_2437MHz	
ANT	6	
Pol.	Horizontal	Fundamental
Peak	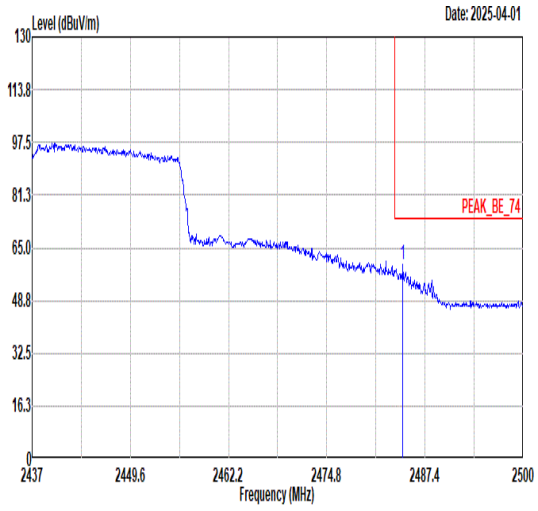 Freq Level Limit Line Margin Read Level Ant Factor Cable Loss Preamp Factor APos TPos Remark MHz dBuV/m dBuV/m dB dBuV dB/m dB dB cm deg 1 2484.57 59.76 74.00 -14.24 57.88 30.49 4.92 33.53 250 329 PEAK	Blank
Avg	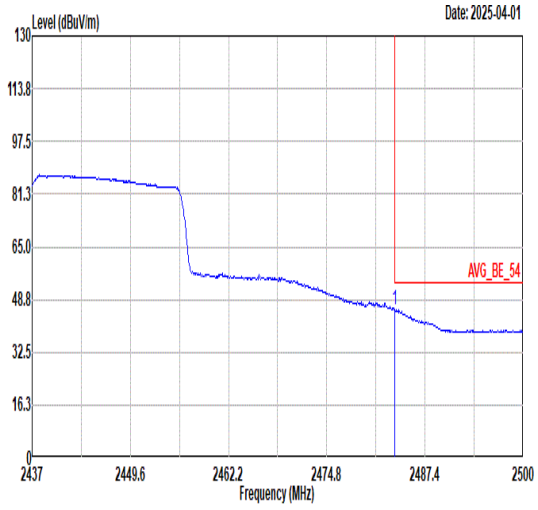 Freq Level Limit Line Margin Read Level Ant Factor Cable Loss Preamp Factor APos TPos Remark MHz dBuV/m dBuV/m dB dBuV dB/m dB dB cm deg 1 2483.56 45.68 54.00 -8.32 43.80 30.49 4.92 33.53 250 329 AVERAGE	Blank

Mode	28	
	Band Edge - L	
	2400-2483.5_802.11ax HE40_CH06_2437MHz	
ANT	6	
Pol.	Vertical	Fundamental
Peak	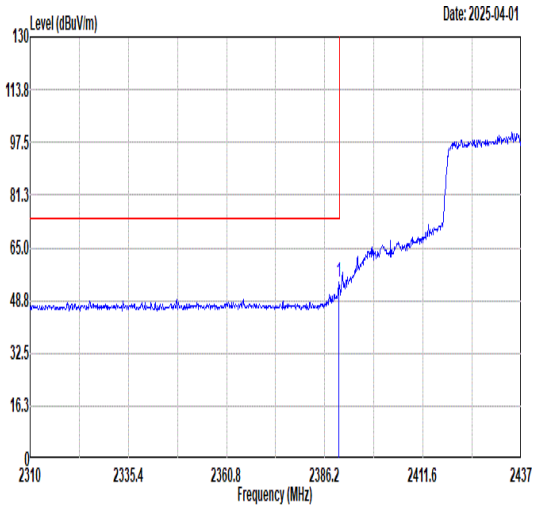 Freq Level Limit Line Margin Read Level Ant Factor Cable Loss Preamp Factor APos TPos Remark MHz dBuV/m dBuV/m dB dBuV dB/m dB dB cm deg 1 2389.76 54.22 74.00 -19.78 52.68 30.44 4.80 33.70 105 237 PEAK	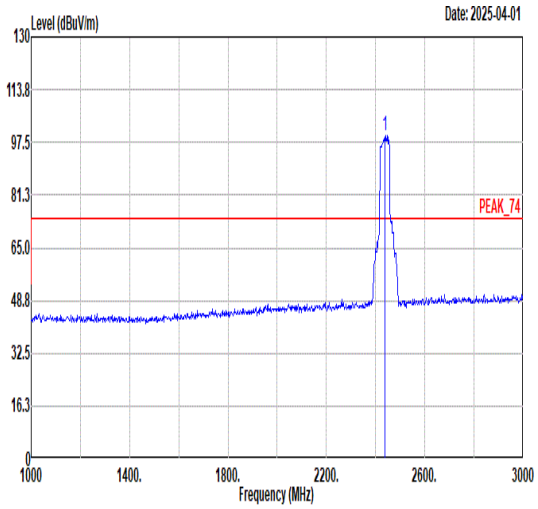 Freq Level Limit Line Margin Read Level Ant Factor Cable Loss Preamp Factor APos TPos Remark MHz dBuV/m dBuV/m dB dBuV dB/m dB dB cm deg 1 2437.00 99.47 ------ ------ 97.75 30.47 4.86 33.61 105 237 PEAK
Avg	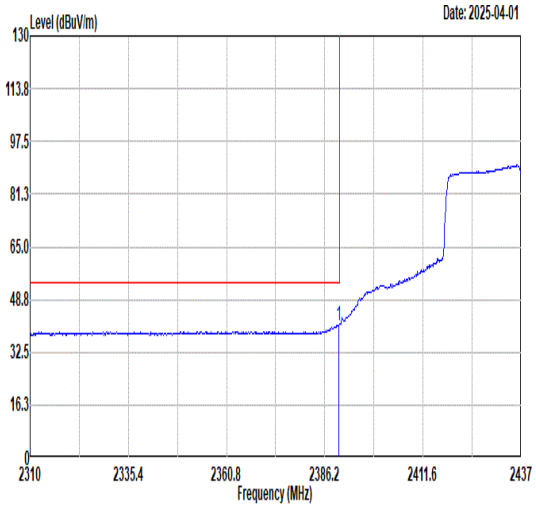 Freq Level Limit Line Margin Read Level Ant Factor Cable Loss Preamp Factor APos TPos Remark MHz dBuV/m dBuV/m dB dBuV dB/m dB dB cm deg 1 2389.88 40.91 54.00 -13.09 39.37 30.44 4.80 33.70 105 237 AVERAGE	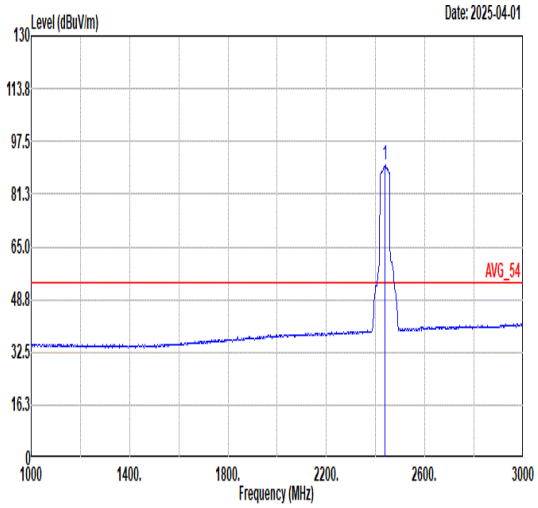 Freq Level Limit Line Margin Read Level Ant Factor Cable Loss Preamp Factor APos TPos Remark MHz dBuV/m dBuV/m dB dBuV dB/m dB dB cm deg 1 2437.00 90.08 ------ ------ 88.36 30.47 4.86 33.61 105 237 AVERAGE

Mode	28	
	Band Edge - R	
	2400-2483.5_802.11ax HE40_CH06_2437MHz	
ANT	6	
Pol.	Vertical	Fundamental
Peak	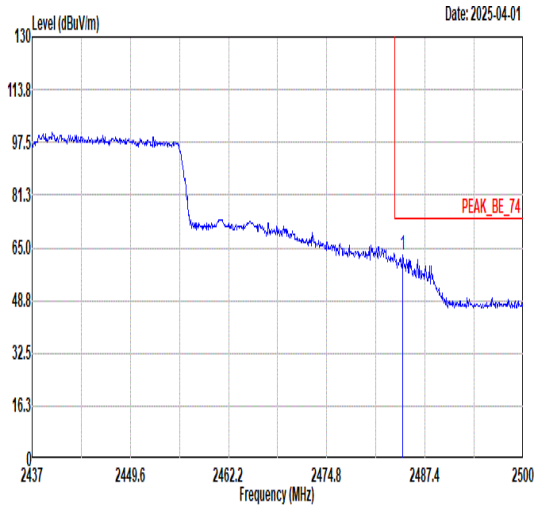 Freq Level Limit Line Margin Read Level Ant Factor Cable Loss Preamp Factor APos TPos Remark MHz dBuV/m dBuV/m dB dBuV dB/m dB dB cm deg 1 2484.57 62.63 74.00 -11.37 60.75 30.49 4.92 33.53 105 237 PEAK	Blank
Avg	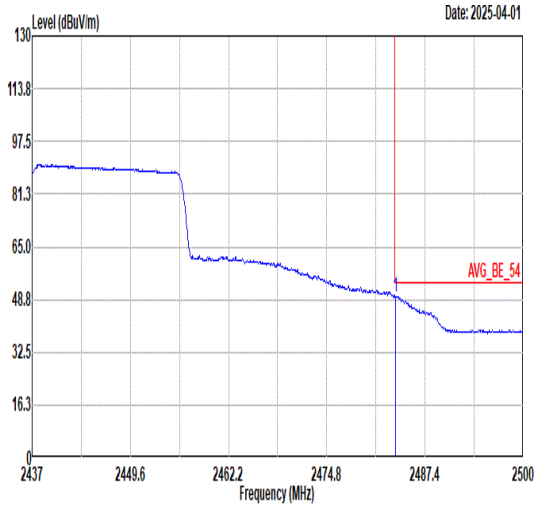 Freq Level Limit Line Margin Read Level Ant Factor Cable Loss Preamp Factor APos TPos Remark MHz dBuV/m dBuV/m dB dBuV dB/m dB dB cm deg 1 2483.62 49.79 54.00 -4.21 47.91 30.49 4.92 33.53 105 237 AVERAGE	Blank

Mode	29	
	Band Edge - L	
	2400-2483.5_802.11ax HE40_CH09_2452MHz	
ANT	6	
Pol.	Horizontal	Fundamental
Peak	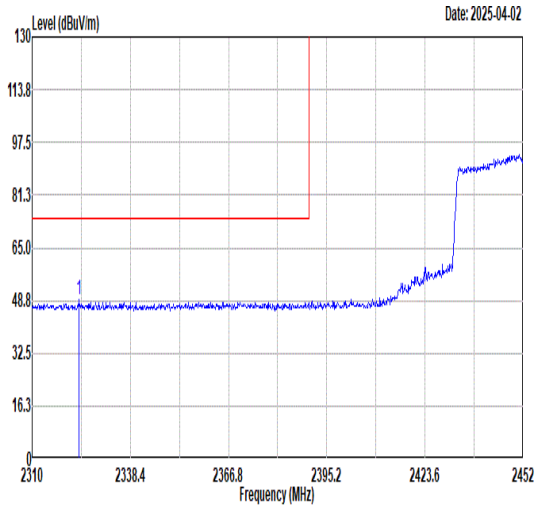 Freq Level Limit Line Margin Read Level Ant Factor Cable Loss Preamp Factor APos TPos Remark MHz dBuV/m dBuV/m dB dBuV dB/m dB dB cm deg 1 2323.63 48.83 74.00 -25.17 47.52 30.40 4.73 33.82 275 330 PEAK	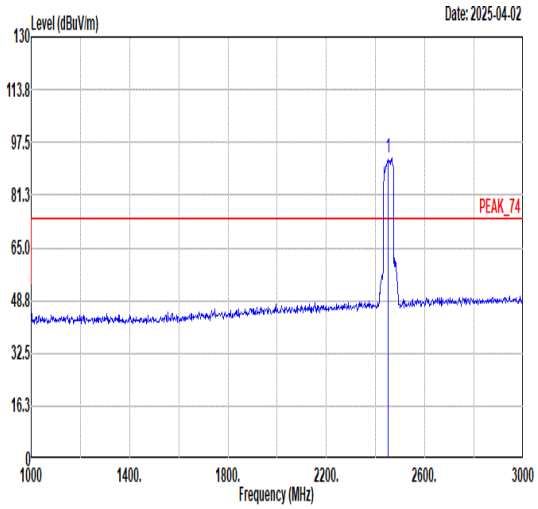 Freq Level Limit Line Margin Read Level Ant Factor Cable Loss Preamp Factor APos TPos Remark MHz dBuV/m dBuV/m dB dBuV dB/m dB dB cm deg 1 2452.00 92.87 ------ ------ 91.06 30.48 4.90 33.57 275 330 PEAK
Avg	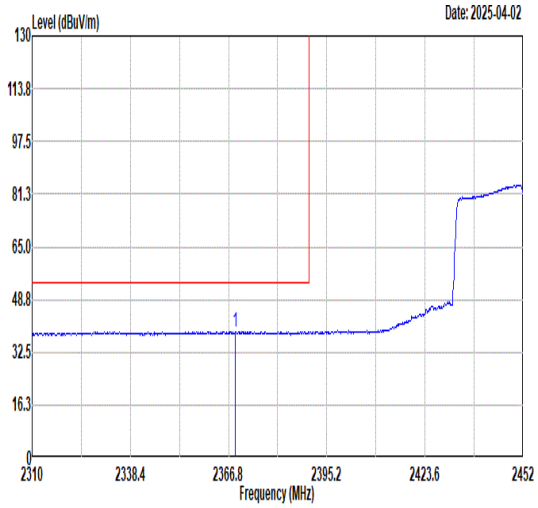 Freq Level Limit Line Margin Read Level Ant Factor Cable Loss Preamp Factor APos TPos Remark MHz dBuV/m dBuV/m dB dBuV dB/m dB dB cm deg 1 2368.79 38.91 54.00 -15.09 37.46 30.42 4.77 33.74 275 330 AVERAGE	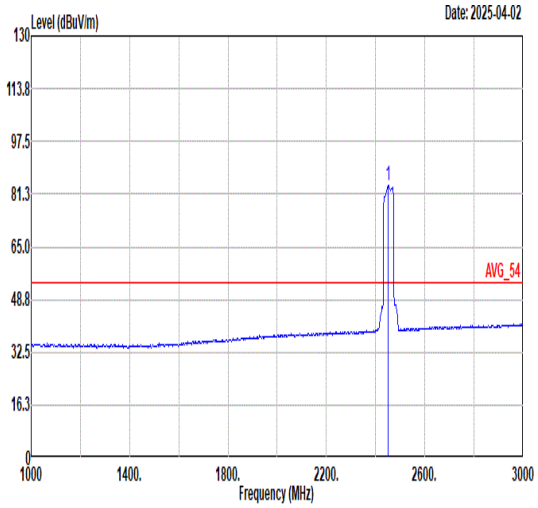 Freq Level Limit Line Margin Read Level Ant Factor Cable Loss Preamp Factor APos TPos Remark MHz dBuV/m dBuV/m dB dBuV dB/m dB dB cm deg 1 2452.00 83.85 ------ ------ 82.10 30.47 4.87 33.59 275 330 AVERAGE

Mode	29	
	Band Edge - R	
	2400-2483.5_802.11ax HE40_CH09_2452MHz	
ANT	6	
Pol.	Horizontal	Fundamental
Peak	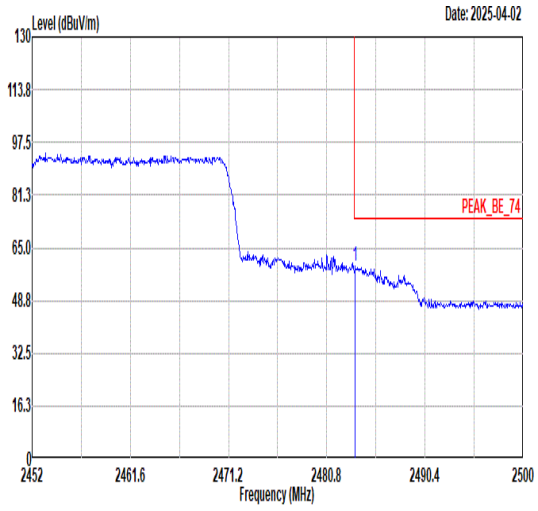 Freq Level Limit Line Margin Read Level Ant Factor Cable Loss Preamp Factor APos TPos Remark MHz dBuV/m dBuV/m dB dBuV dB/m dB dB cm deg 1 2483.58 59.40 74.00 -14.60 57.52 30.49 4.92 33.53 275 330 PEAK	Blank
Avg	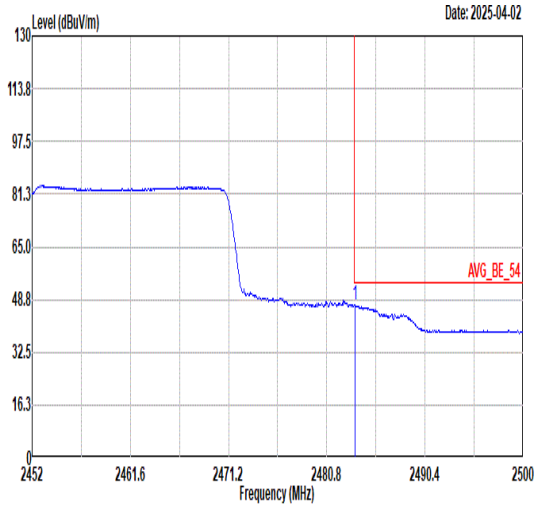 Freq Level Limit Line Margin Read Level Ant Factor Cable Loss Preamp Factor APos TPos Remark MHz dBuV/m dBuV/m dB dBuV dB/m dB dB cm deg 1 2483.54 47.04 54.00 -6.96 45.16 30.49 4.92 33.53 275 330 AVERAGE	Blank

Mode	29	
	Band Edge - L	
	2400-2483.5_802.11ax HE40_CH09_2452MHz	
ANT	6	
Pol.	Vertical	Fundamental
Peak	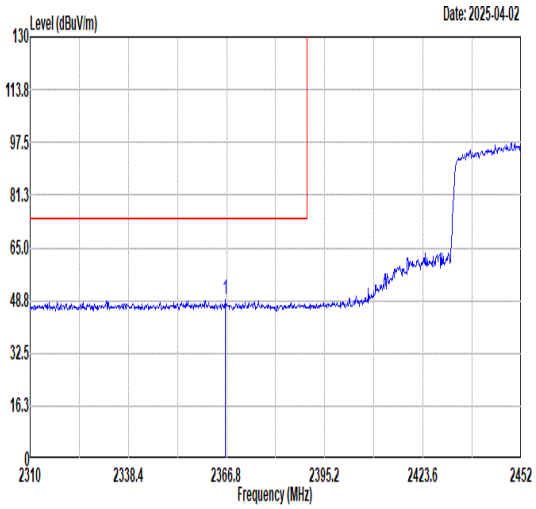 Freq Level Limit Line Margin Read Level Ant Factor Cable Loss Preamp Factor APos TPos Remark MHz dBuV/m dBuV/m dB dBuV dB/m dB dB cm deg 1 2366.52 49.21 74.00 -24.79 47.77 30.42 4.77 33.75 130 238 PEAK	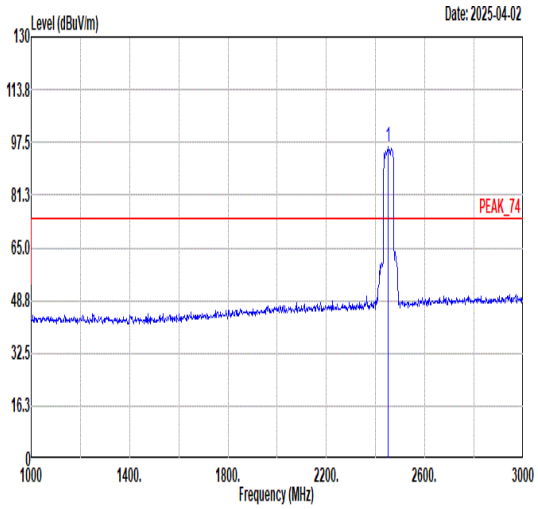 Freq Level Limit Line Margin Read Level Ant Factor Cable Loss Preamp Factor APos TPos Remark MHz dBuV/m dBuV/m dB dBuV dB/m dB dB cm deg 1 2452.00 95.95 ------ ------ 94.20 30.47 4.87 33.59 130 238 PEAK
Avg	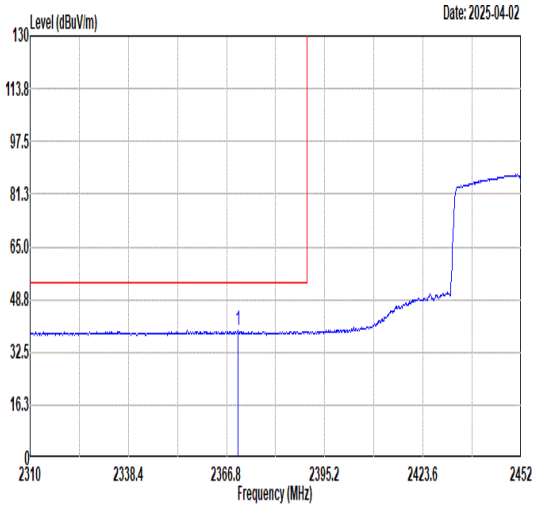 Freq Level Limit Line Margin Read Level Ant Factor Cable Loss Preamp Factor APos TPos Remark MHz dBuV/m dBuV/m dB dBuV dB/m dB dB cm deg 1 2370.21 39.07 54.00 -14.93 37.61 30.42 4.78 33.74 130 238 AVERAGE	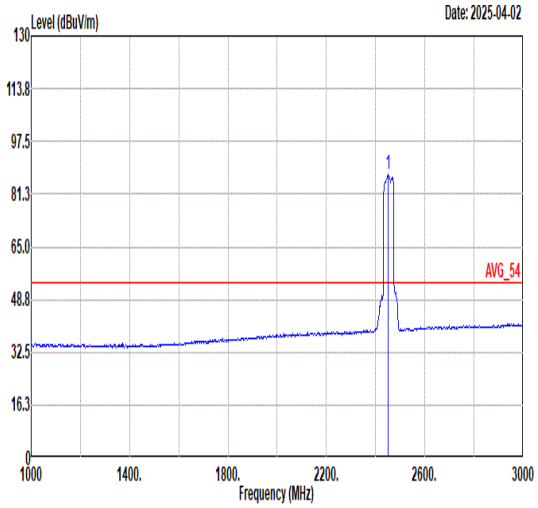 Freq Level Limit Line Margin Read Level Ant Factor Cable Loss Preamp Factor APos TPos Remark MHz dBuV/m dBuV/m dB dBuV dB/m dB dB cm deg 1 2452.00 87.18 ------ ------ 85.43 30.47 4.87 33.59 130 238 AVERAGE

Mode	29	
	Band Edge - R	
	2400-2483.5_802.11ax HE40_CH09_2452MHz	
ANT	6	
Pol.	Vertical	Fundamental
Peak	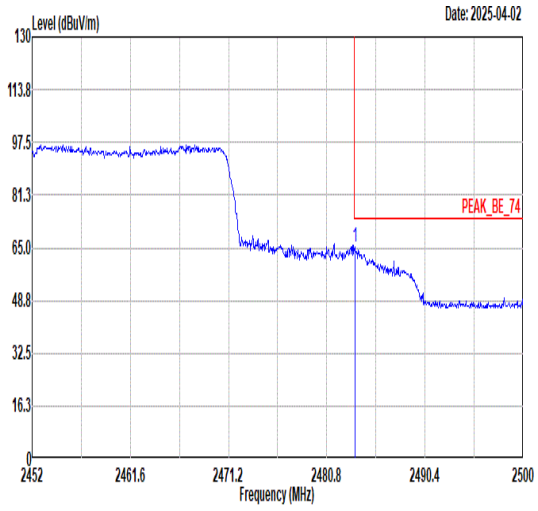 Freq Level Limit Line Margin Read Level Ant Factor Cable Loss Preamp Factor APos TPos Remark MHz dBuV/m dBuV/m dB dBuV dB/m dB dB cm deg 1 2483.54 65.15 74.00 -8.85 63.27 30.49 4.92 33.53 130 238 PEAK	Blank
Avg	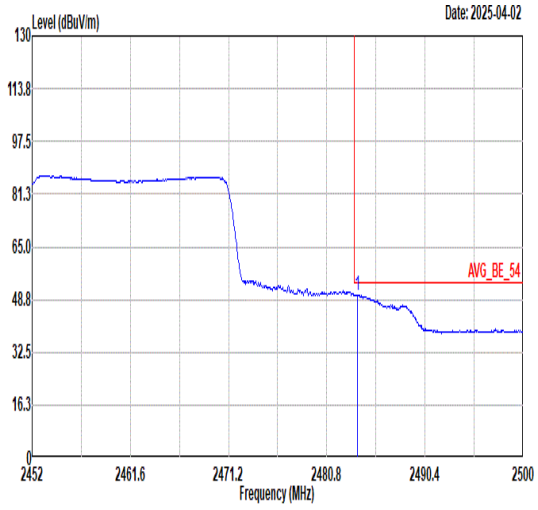 Freq Level Limit Line Margin Read Level Ant Factor Cable Loss Preamp Factor APos TPos Remark MHz dBuV/m dBuV/m dB dBuV dB/m dB dB cm deg 1 2483.82 50.27 54.00 -3.73 48.39 30.49 4.92 33.53 130 238 AVERAGE	Blank

Mode	30	
	Harmonic	
	2400-2483.5_802.11g_LF_CH11_2462MHz	
ANT	6	
Pol.	Horizontal	Vertical
Peak Avg	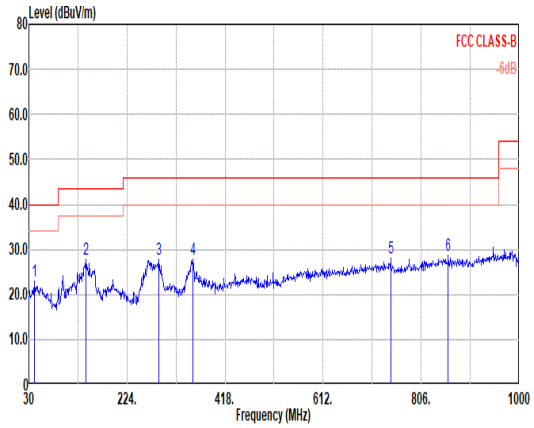 Freq Level Limit Line Margin Read Level Ant Factor Cable Loss Preamp Factor APos TPos Remark MHz dBuV/m dBuV/m dB dBuV dB/m dB dB cm deg 1 41.64 22.89 40.00 -17.11 37.76 19.41 0.65 34.93 -- -- Peak 2 142.52 27.81 43.50 -15.69 42.93 18.35 1.25 34.72 -- -- Peak 3 287.05 27.91 46.00 -18.09 42.06 18.72 1.76 34.63 -- -- Peak 4 353.98 27.69 46.00 -18.31 40.02 20.31 1.95 34.59 -- -- Peak 5 745.86 28.13 46.00 -17.87 32.04 27.55 2.94 34.40 -- -- Peak 6 859.35 28.78 46.00 -17.22 31.20 28.77 3.11 34.30 -- -- Peak	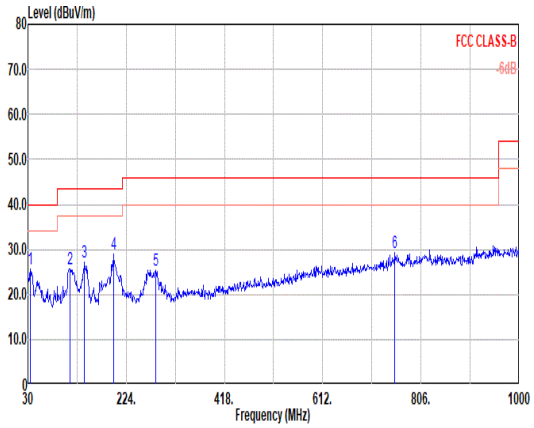 Freq Level Limit Line Margin Read Level Ant Factor Cable Loss Preamp Factor APos TPos Remark MHz dBuV/m dBuV/m dB dBuV dB/m dB dB cm deg 1 34.85 25.73 40.00 -14.27 41.37 18.68 0.58 34.90 -- -- Peak 2 112.45 25.80 43.50 -17.70 43.54 15.92 1.12 34.78 -- -- Peak 3 141.55 27.03 43.50 -16.47 42.23 18.27 1.25 34.72 -- -- Peak 4 198.78 28.84 43.50 -14.66 46.01 16.05 1.48 34.70 -- -- Peak 5 282.20 25.45 46.00 -20.55 39.78 18.57 1.74 34.64 -- -- Peak 6 754.59 29.34 46.00 -16.66 33.16 27.61 2.96 34.39 -- -- Peak

Mode	31	
	Band Edge	
	2400-2483.5_802.11g_CH11_2462MHz + LTE B13 Co-tx	
ANT	6	
Pol.	Horizontal	Fundamental
Peak	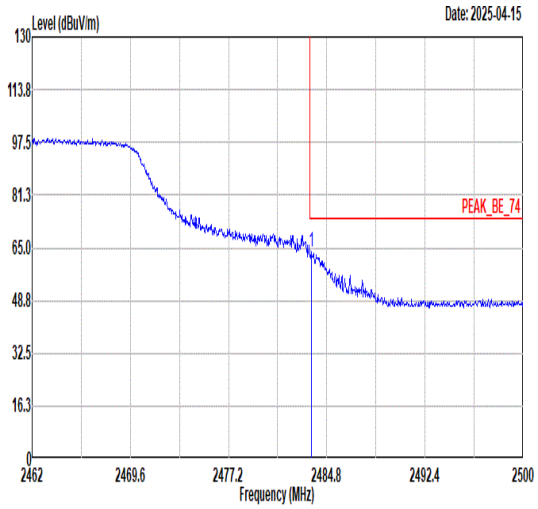 Freq Level Limit Line Margin Read Level Ant Factor Cable Loss Preamp Factor APos TPos Remark MHz dBuV/m dBuV/m dB dBuV dB/m dB dB cm deg 1 2483.58 63.83 74.00 -10.17 61.95 30.49 4.92 33.53 102 326 PEAK	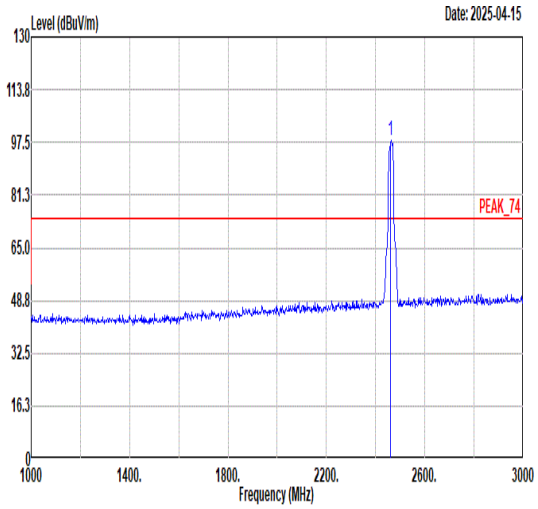 Freq Level Limit Line Margin Read Level Ant Factor Cable Loss Preamp Factor APos TPos Remark MHz dBuV/m dBuV/m dB dBuV dB/m dB dB cm deg 1 2462.00 98.03 ------ ------ 96.23 30.48 4.89 33.57 102 326 PEAK
Avg	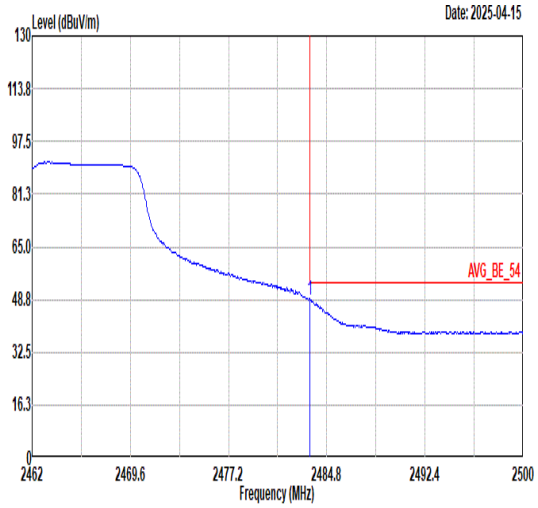 Freq Level Limit Line Margin Read Level Ant Factor Cable Loss Preamp Factor APos TPos Remark MHz dBuV/m dBuV/m dB dBuV dB/m dB dB cm deg 1 2483.51 48.71 54.00 -5.29 46.83 30.49 4.92 33.53 102 326 AVERAGE	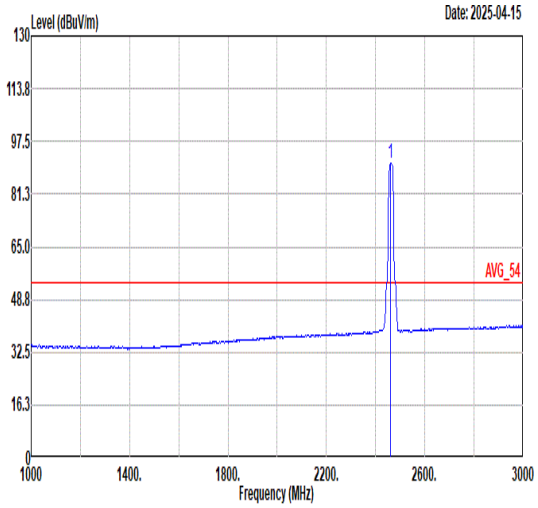 Freq Level Limit Line Margin Read Level Ant Factor Cable Loss Preamp Factor APos TPos Remark MHz dBuV/m dBuV/m dB dBuV dB/m dB dB cm deg 1 2462.00 90.97 ------ ------ 89.17 30.48 4.89 33.57 102 326 AVERAGE

Mode	31	
	Band Edge	
	2400-2483.5_802.11g_CH11_2462MHz + LTE B13 Co-tx	
ANT	6	
Pol.	Vertical	Fundamental
Peak	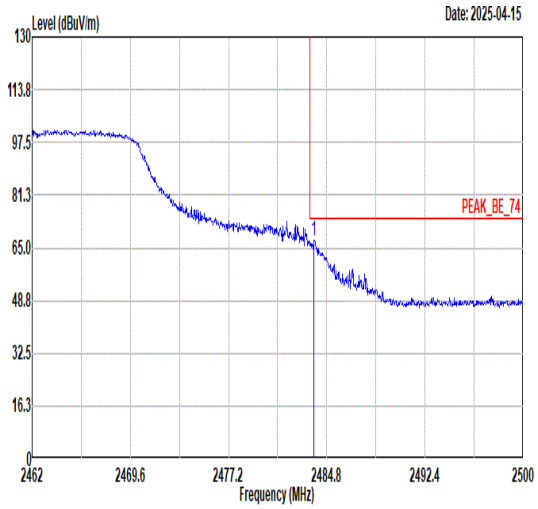 Freq Level Limit Line Margin Read Level Ant Factor Cable Loss Preamp Factor APos TPos Remark MHz dBuV/m dBuV/m dB dBuV dB/m dB dB cm deg 1 2483.81 67.03 74.00 -6.97 65.15 30.49 4.92 33.53 107 246 PEAK	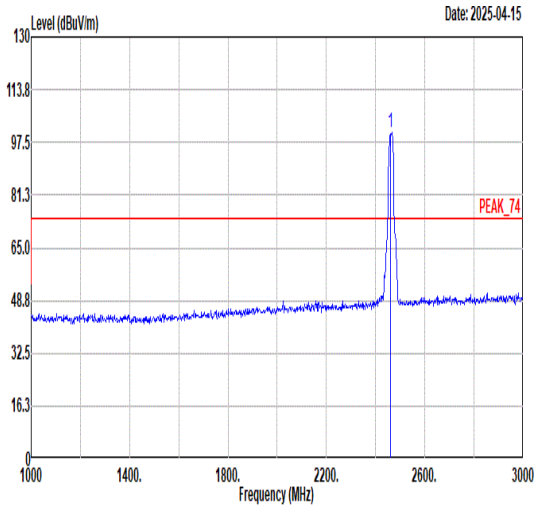 Freq Level Limit Line Margin Read Level Ant Factor Cable Loss Preamp Factor APos TPos Remark MHz dBuV/m dBuV/m dB dBuV dB/m dB dB cm deg 1 2462.00 100.57 ------ ------ 98.76 30.48 4.90 33.57 107 246 PEAK
Avg	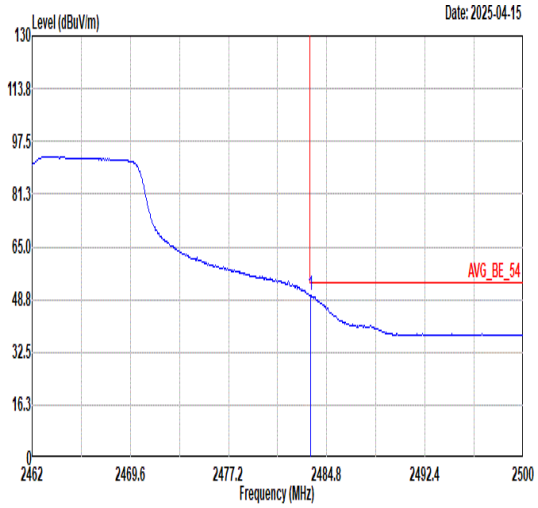 Freq Level Limit Line Margin Read Level Ant Factor Cable Loss Preamp Factor APos TPos Remark MHz dBuV/m dBuV/m dB dBuV dB/m dB dB cm deg 1 2483.55 50.07 54.00 -3.93 48.19 30.49 4.92 33.53 107 246 AVERAGE	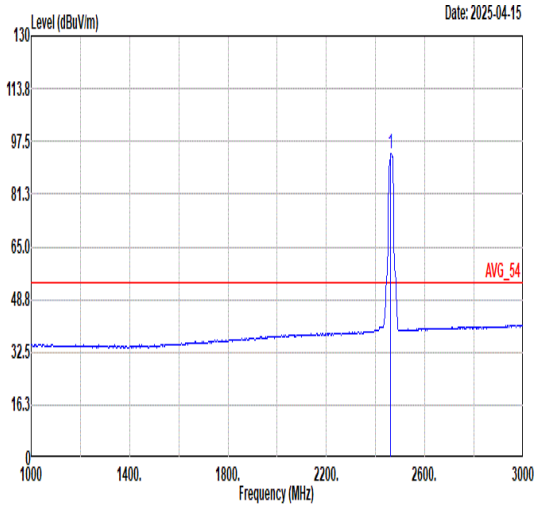 Freq Level Limit Line Margin Read Level Ant Factor Cable Loss Preamp Factor APos TPos Remark MHz dBuV/m dBuV/m dB dBuV dB/m dB dB cm deg 1 2462.00 93.57 ------ ------ 91.77 30.48 4.89 33.57 107 246 AVERAGE

Mode	31	
	Harmonic	
	2400-2483.5_802.11g_CH11_2462MHz + LTE B13 Co-tx	
ANT	6	
Pol.	Horizontal	Vertical
Peak Avg	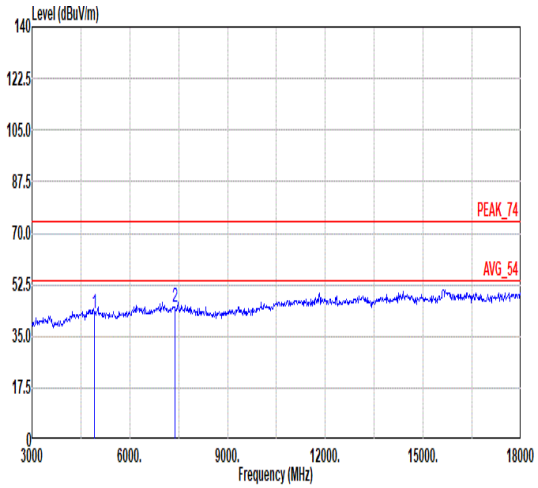 Freq Level Limit Line Margin Read Level Ant Factor Cable Loss Preamp Factor APos TPos Remark MHz dBuV/m dBuV/m dB dBuV dB/m dB dB cm deg 1 4924.00 42.92 74.00 -31.08 58.81 33.87 7.79 57.55 -- -- Peak 2 7386.00 44.81 74.00 -29.19 58.29 36.30 9.17 58.95 -- -- Peak	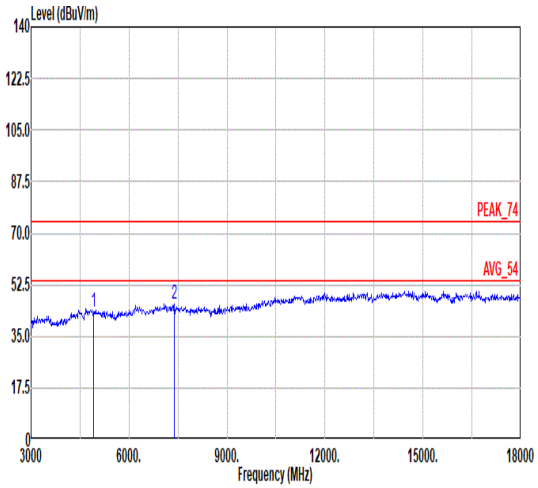 Freq Level Limit Line Margin Read Level Ant Factor Cable Loss Preamp Factor APos TPos Remark MHz dBuV/m dBuV/m dB dBuV dB/m dB dB cm deg 1 4924.00 43.48 74.00 -30.52 59.37 33.87 7.79 57.55 -- -- Peak 2 7386.00 45.70 74.00 -28.30 59.18 36.30 9.17 58.95 -- -- Peak

Mode	32	
	Band Edge	
	2400-2483.5_802.11ax HE20_CH10_2457MHz	
ANT	6	
Pol.	Horizontal	Fundamental
Peak	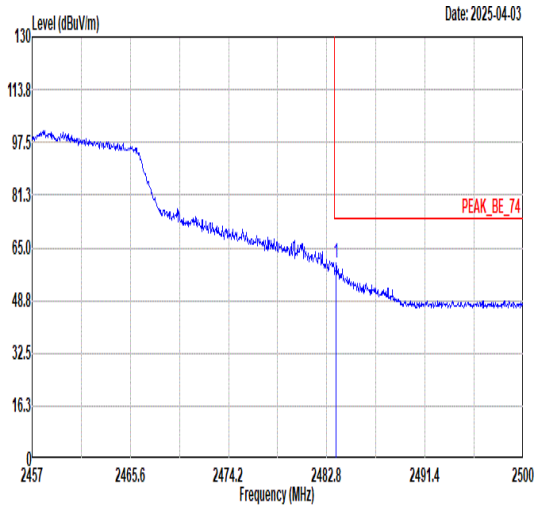 Freq Level Limit Line Margin Read Level Ant Factor Cable Loss Preamp Factor APos TPos Remark MHz dBuV/m dBuV/m dB dBuV dB/m dB dB cm deg 1 2483.62 60.49 74.00 -13.51 58.61 30.49 4.92 33.53 353 321 PEAK	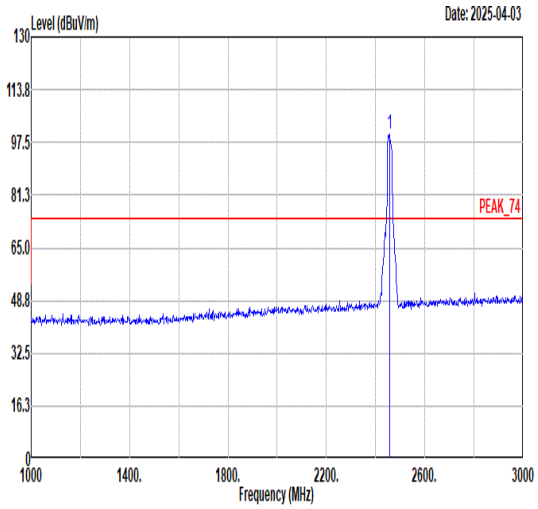 Freq Level Limit Line Margin Read Level Ant Factor Cable Loss Preamp Factor APos TPos Remark MHz dBuV/m dBuV/m dB dBuV dB/m dB dB cm deg 1 2457.00 99.99 ------ ------ 98.21 30.48 4.88 33.58 353 321 PEAK
Avg	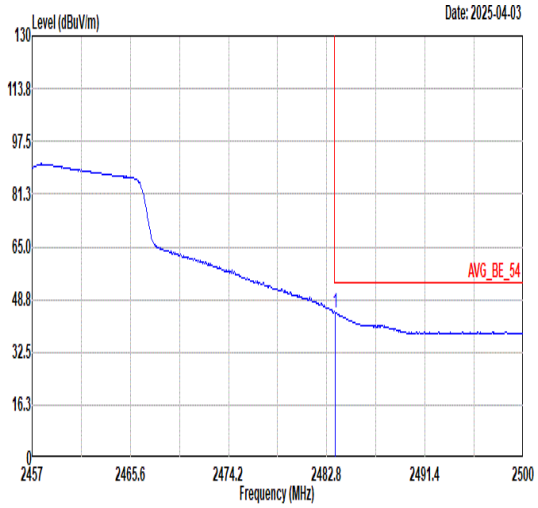 Freq Level Limit Line Margin Read Level Ant Factor Cable Loss Preamp Factor APos TPos Remark MHz dBuV/m dBuV/m dB dBuV dB/m dB dB cm deg 1 2483.53 44.76 54.00 -9.24 42.88 30.49 4.92 33.53 353 321 AVERAGE	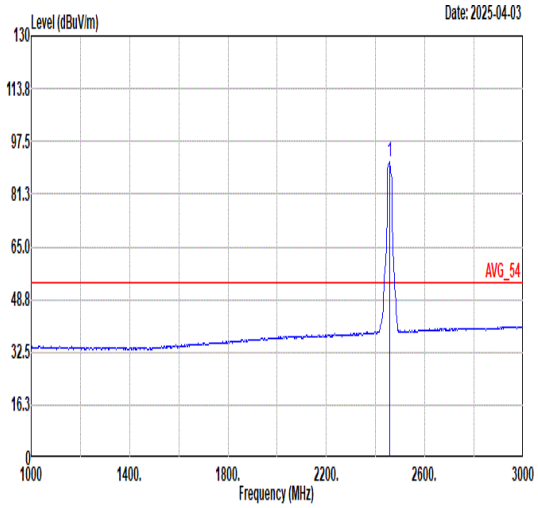 Freq Level Limit Line Margin Read Level Ant Factor Cable Loss Preamp Factor APos TPos Remark MHz dBuV/m dBuV/m dB dBuV dB/m dB dB cm deg 1 2457.00 91.01 ------ ------ 89.23 30.48 4.88 33.58 353 321 AVERAGE

Mode	32	
	Band Edge	
	2400-2483.5_802.11ax HE20_CH10_2457MHz	
ANT	6	
Pol.	Vertical	Fundamental
Peak	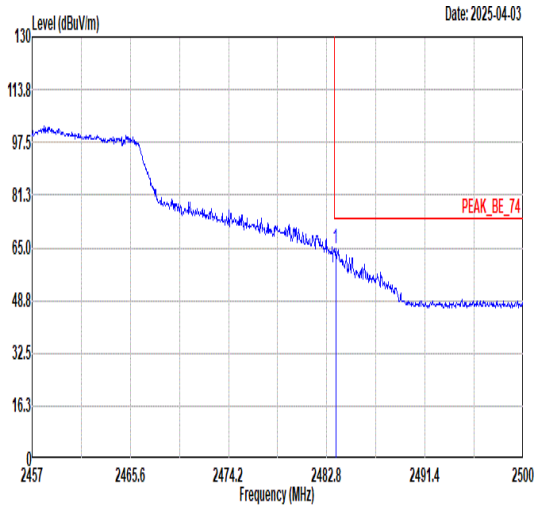 Freq Level Limit Line Margin Read Level Ant Factor Cable Loss Preamp Factor APos TPos Remark MHz dBuV/m dBuV/m dB dBuV dB/m dB dB cm deg 1 2483.57 64.97 74.00 -9.03 63.09 30.49 4.92 33.53 130 228 PEAK	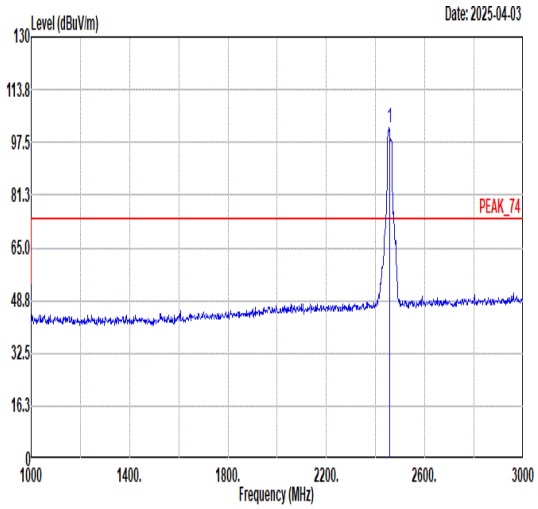 Freq Level Limit Line Margin Read Level Ant Factor Cable Loss Preamp Factor APos TPos Remark MHz dBuV/m dBuV/m dB dBuV dB/m dB dB cm deg 1 2457.00 102.04 ------ ------ 100.28 30.47 4.88 33.59 130 228 PEAK
Avg	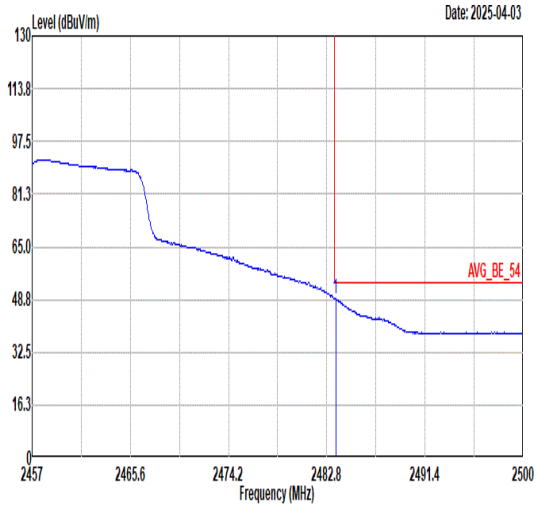 Freq Level Limit Line Margin Read Level Ant Factor Cable Loss Preamp Factor APos TPos Remark MHz dBuV/m dBuV/m dB dBuV dB/m dB dB cm deg 1 2483.57 48.96 54.00 -5.04 47.08 30.49 4.92 33.53 130 228 AVERAGE	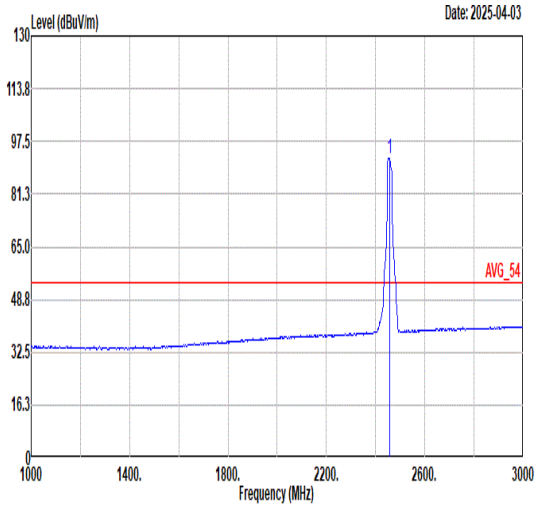 Freq Level Limit Line Margin Read Level Ant Factor Cable Loss Preamp Factor APos TPos Remark MHz dBuV/m dBuV/m dB dBuV dB/m dB dB cm deg 1 2457.00 92.42 ------ ------ 90.66 30.47 4.88 33.59 130 228 AVERAGE

Mode	33	
	Band Edge	
	2400-2483.5_802.11g_CH10_2457MHz	
ANT	6	
Pol.	Horizontal	Fundamental
Peak	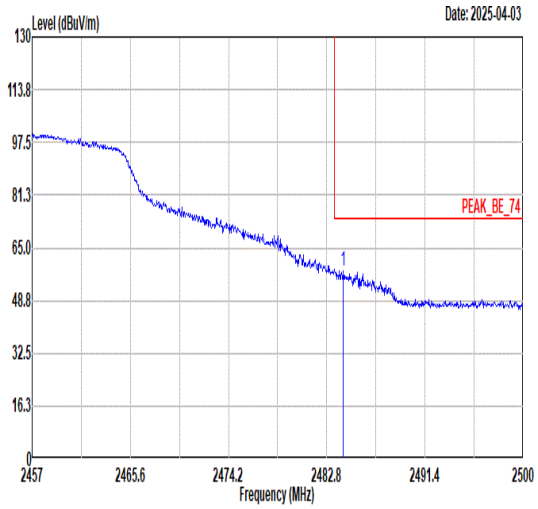 Freq Level Limit Line Margin Read Level Ant Factor Cable Loss Preamp Factor APos TPos Remark MHz dBuV/m dBuV/m dB dBuV dB/m dB dB cm deg 1 2484.26 57.93 74.00 -16.07 56.05 30.49 4.92 33.53 354 317 PEAK	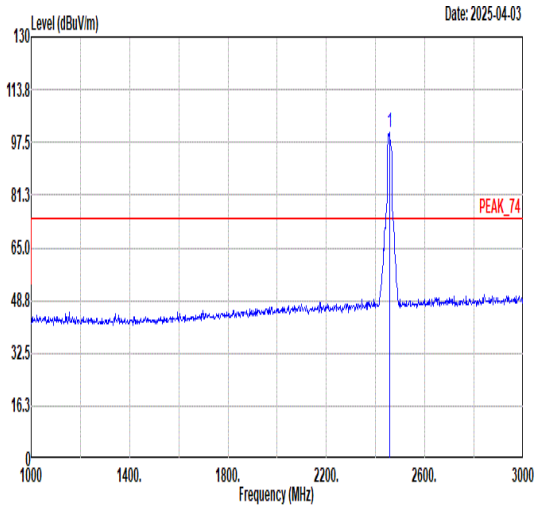 Freq Level Limit Line Margin Read Level Ant Factor Cable Loss Preamp Factor APos TPos Remark MHz dBuV/m dBuV/m dB dBuV dB/m dB dB cm deg 1 2457.00 100.49 ------ ------ 98.71 30.48 4.88 33.58 354 317 PEAK
Avg	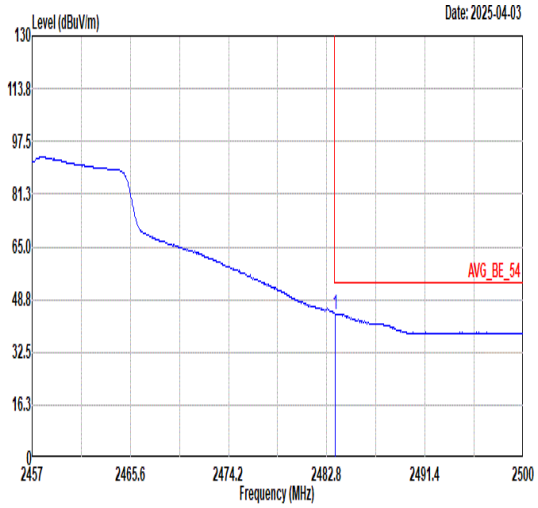 Freq Level Limit Line Margin Read Level Ant Factor Cable Loss Preamp Factor APos TPos Remark MHz dBuV/m dBuV/m dB dBuV dB/m dB dB cm deg 1 2483.53 44.39 54.00 -9.61 42.51 30.49 4.92 33.53 354 317 AVERAGE	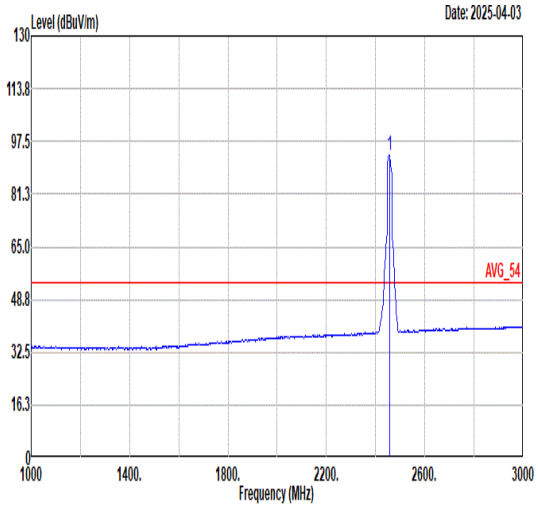 Freq Level Limit Line Margin Read Level Ant Factor Cable Loss Preamp Factor APos TPos Remark MHz dBuV/m dBuV/m dB dBuV dB/m dB dB cm deg 1 2457.00 93.19 ------ ------ 91.41 30.48 4.88 33.58 354 317 AVERAGE

Mode	33	
	Band Edge	
	2400-2483.5_802.11g_CH10_2457MHz	
ANT	6	
Pol.	Vertical	Fundamental
Peak	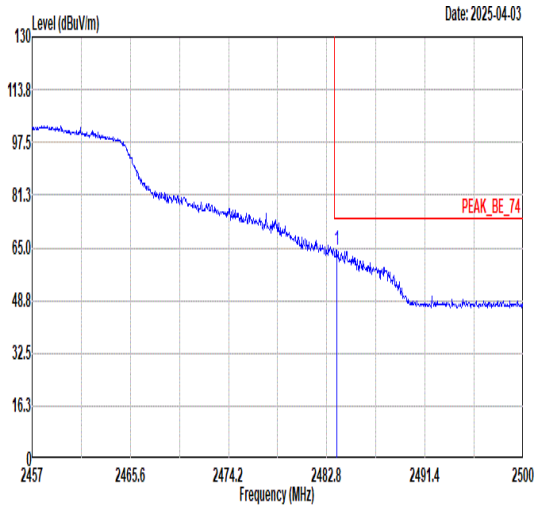 Freq Level Limit Line Margin Read Level Ant Factor Cable Loss Preamp Factor APos TPos Remark MHz dBuV/m dBuV/m dB dBuV dB/m dB dB cm deg 1 2483.66 64.37 74.00 -9.63 62.49 30.49 4.92 33.53 131 238 PEAK	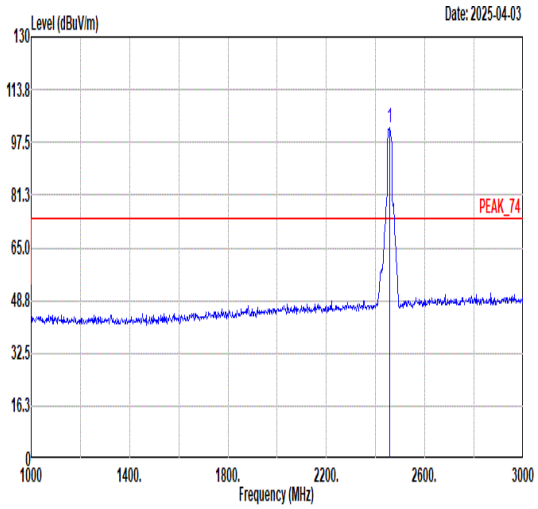 Freq Level Limit Line Margin Read Level Ant Factor Cable Loss Preamp Factor APos TPos Remark MHz dBuV/m dBuV/m dB dBuV dB/m dB dB cm deg 1 2457.00 101.85 ------ ------ 100.07 30.48 4.88 33.58 131 238 PEAK
Avg	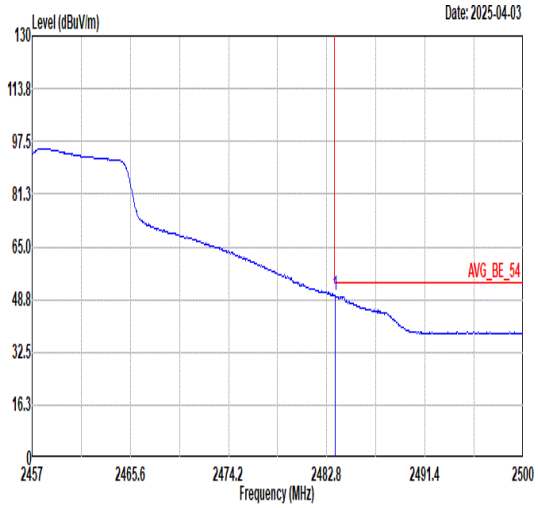 Freq Level Limit Line Margin Read Level Ant Factor Cable Loss Preamp Factor APos TPos Remark MHz dBuV/m dBuV/m dB dBuV dB/m dB dB cm deg 1 2483.53 50.01 54.00 -3.99 48.13 30.49 4.92 33.53 131 238 AVERAGE	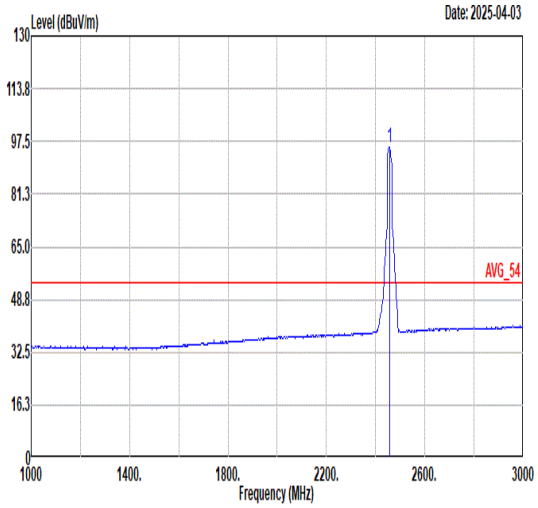 Freq Level Limit Line Margin Read Level Ant Factor Cable Loss Preamp Factor APos TPos Remark MHz dBuV/m dBuV/m dB dBuV dB/m dB dB cm deg 1 2457.00 95.66 ------ ------ 93.88 30.48 4.88 33.58 131 238 AVERAGE

Appendix D. Duty Cycle Plots

Band	Duty Cycle(%)	T(ms)	1/T(kHz)	VBW Setting
802.11b	99.35	-	-	10Hz
802.11g	97.00	1.391	0.719	1KHz
802.11ax HE20	95.90	1.017	0.983	1KHz
802.11ax HE40	92.21	0.533	1.876	3KHz

802.11b

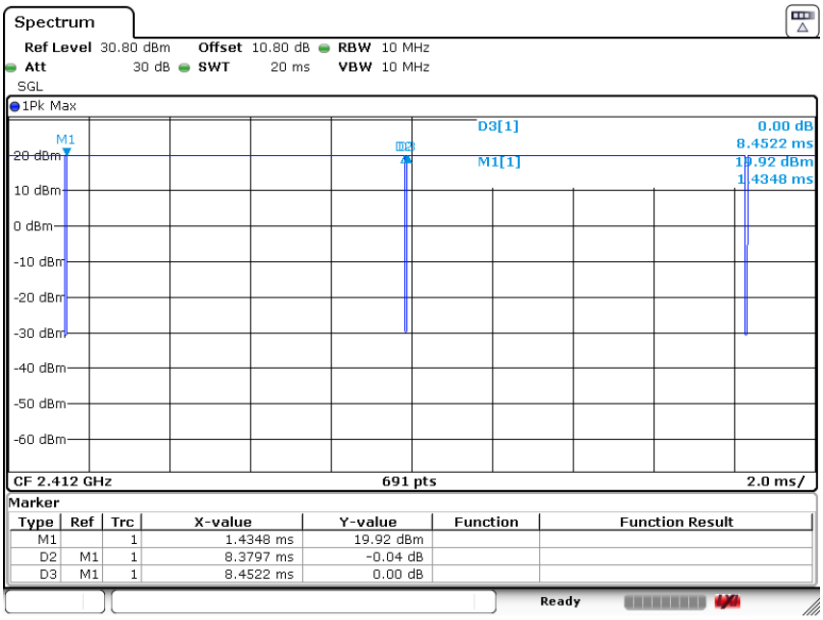

802.11g

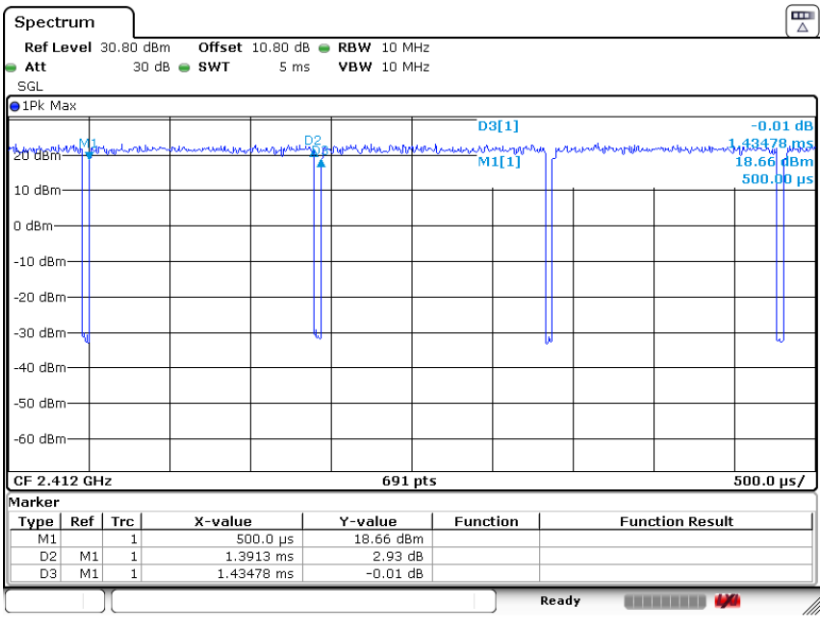

802.11ax HE20

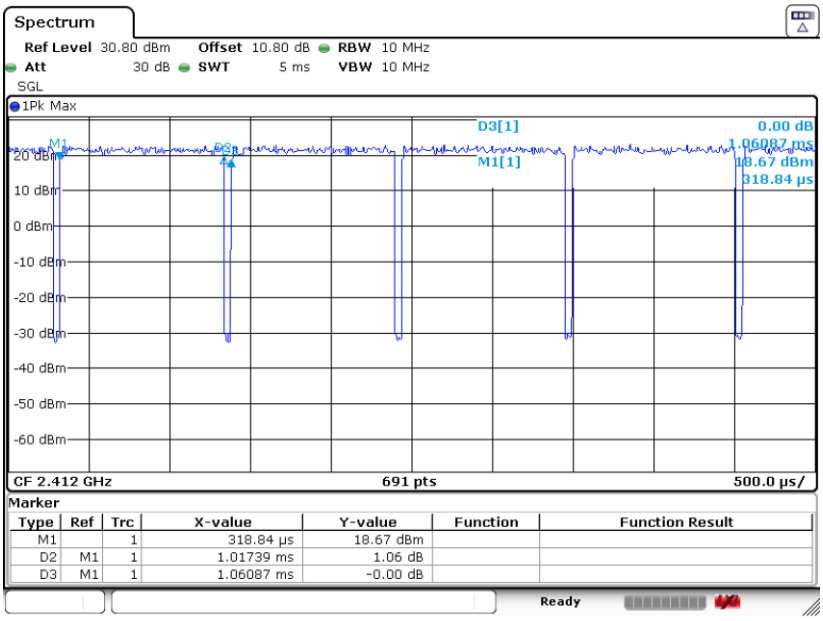
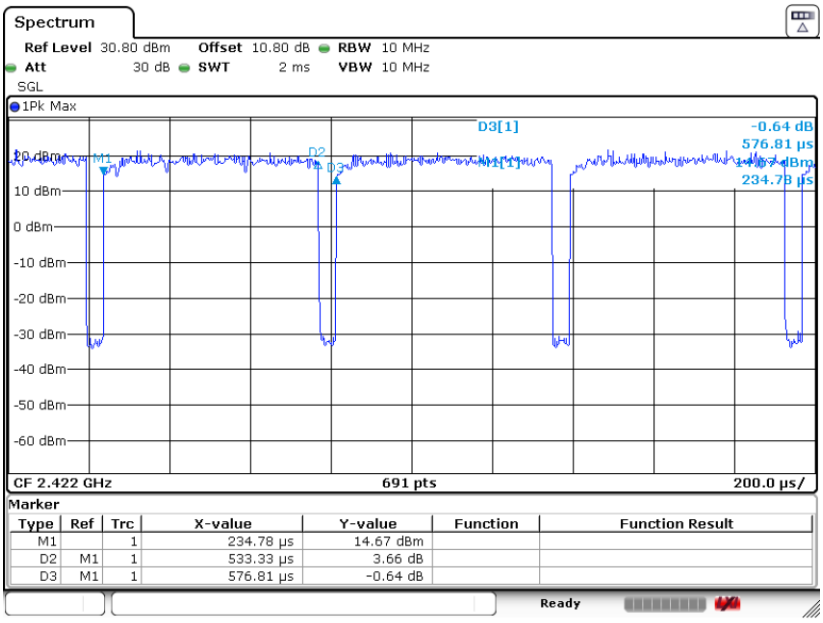
802.11ax HE40