11AX80SISO_5530

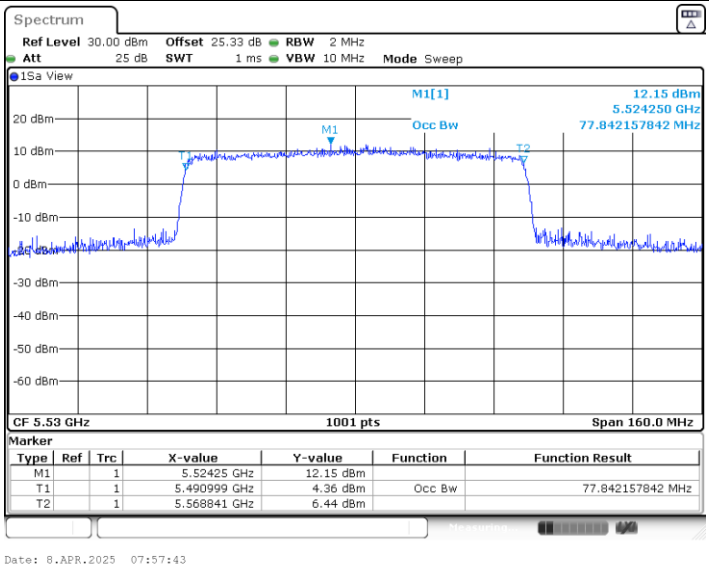

11AX80SISO_5610

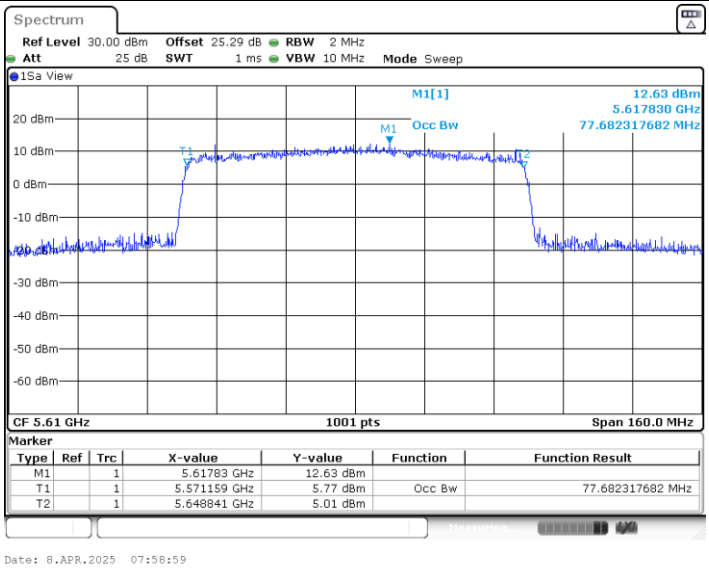

11AX80SISO_5690

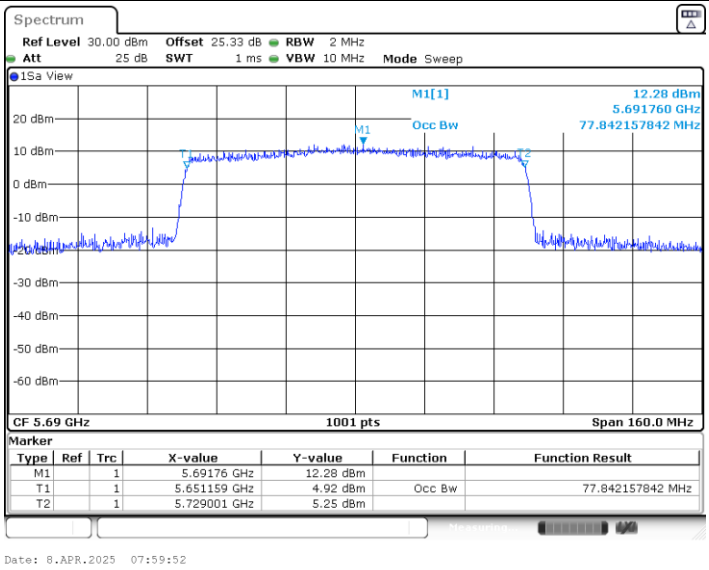

11AX80SISO_5775

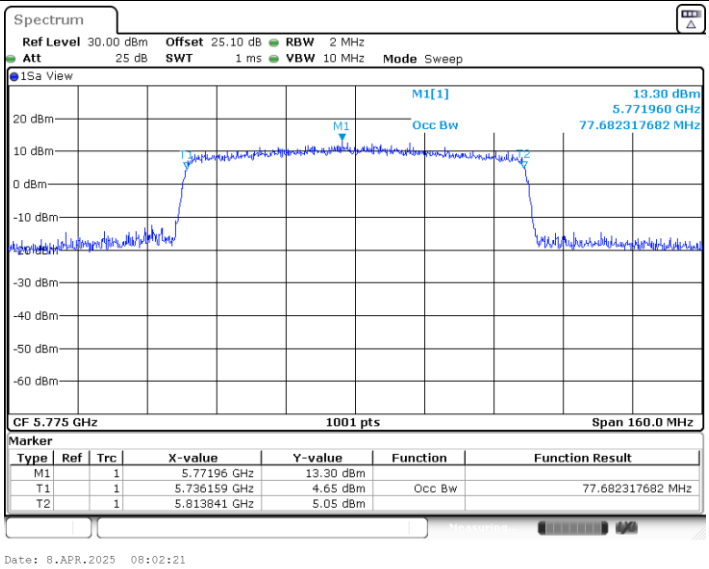

Min emission bandwidth

Test Result

TestMode	Antenna	Freq(MHz)	6dB EBW [MHz]	FL[MHz]	FH[MHz]	Limit[MHz]	Verdict
11A	Ant5	5745	15.48	5737.28	5752.76	0.5	PASS
		5785	15.64	5777.24	5792.88	0.5	PASS
		5825	16.28	5816.88	5833.16	0.5	PASS
11AX20SISO	Ant5	5745	17.52	5736.04	5753.56	0.5	PASS
		5785	18.36	5775.92	5794.28	0.5	PASS
		5825	18.44	5815.92	5834.36	0.5	PASS
11AX40SISO	Ant5	5755	37.60	5736.28	5773.88	0.5	PASS
		5795	37.20	5776.12	5813.32	0.5	PASS
11AX80SISO	Ant5	5775	76.00	5737.08	5813.08	0.5	PASS

Test Graphs

11A_5745

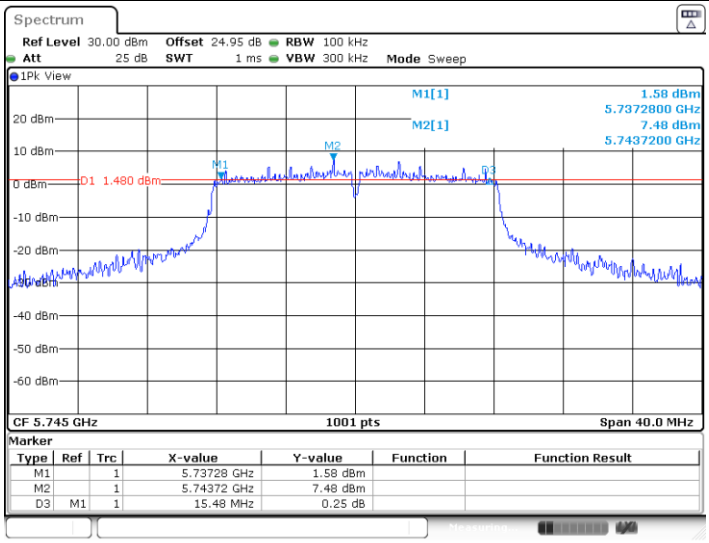

11A_5785

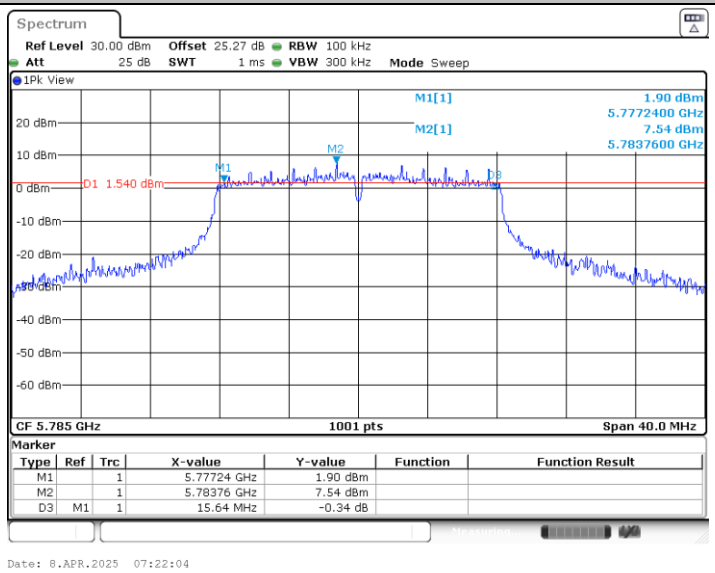

11A_5825

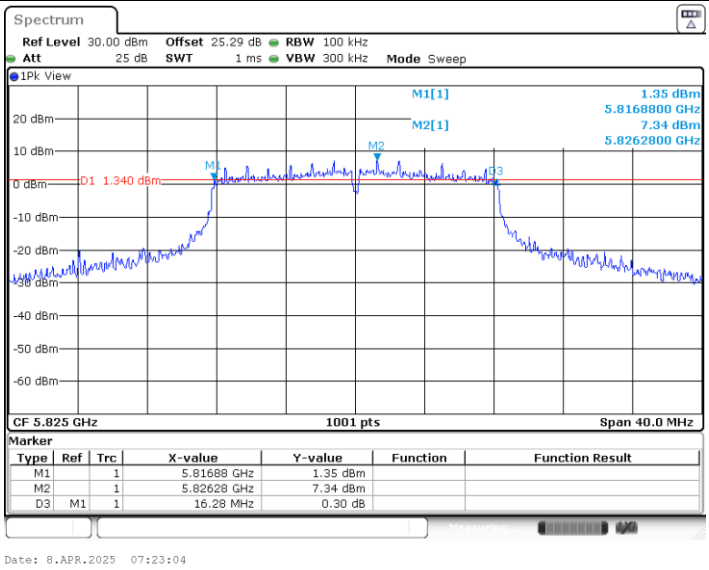

11AX20SISO_5745

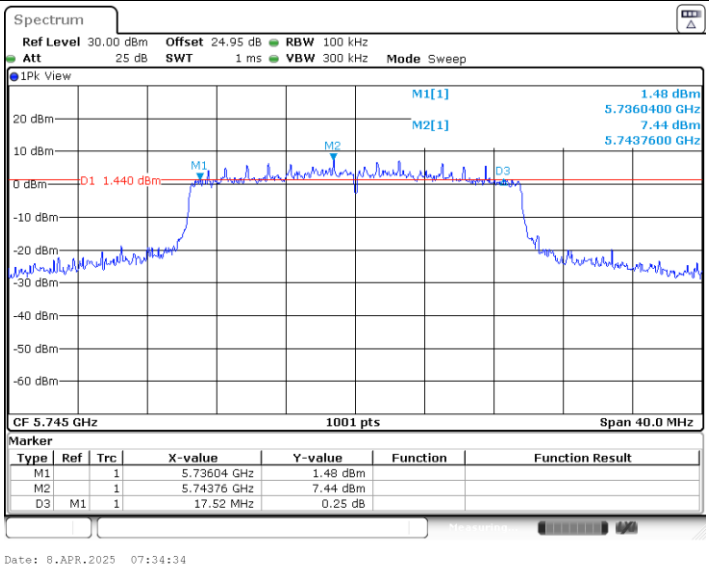

11AX20SISO_5785

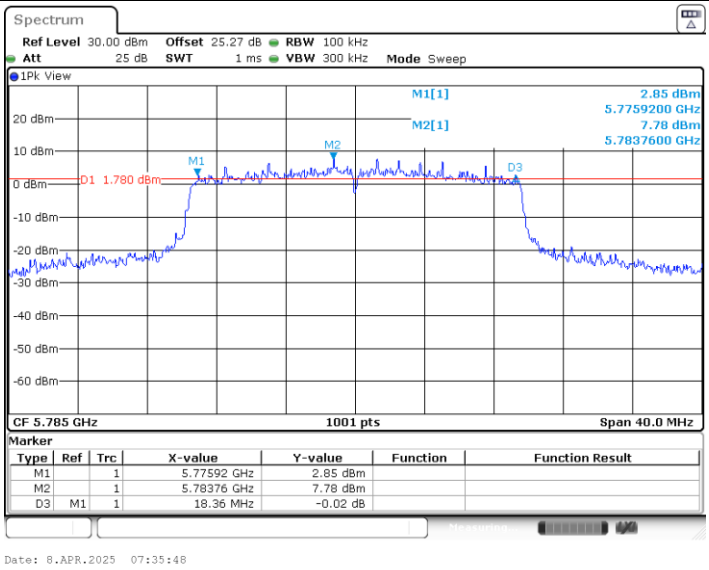

11AX20SISO_5825

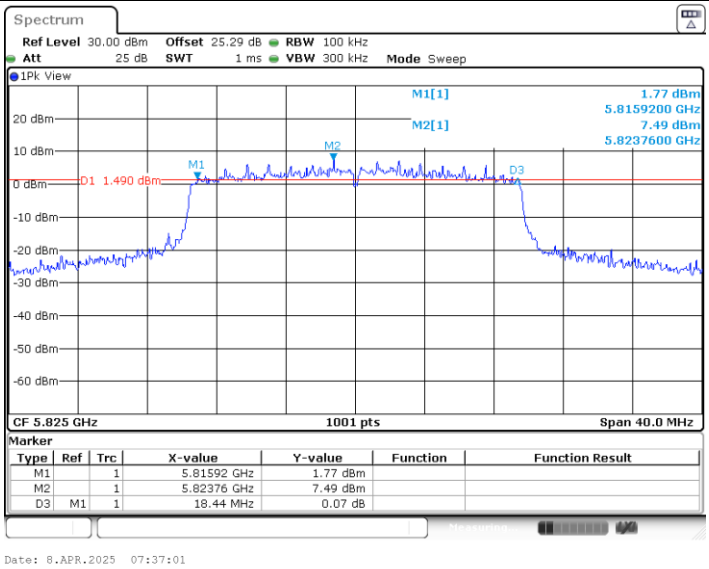

11AX40SISO_5755

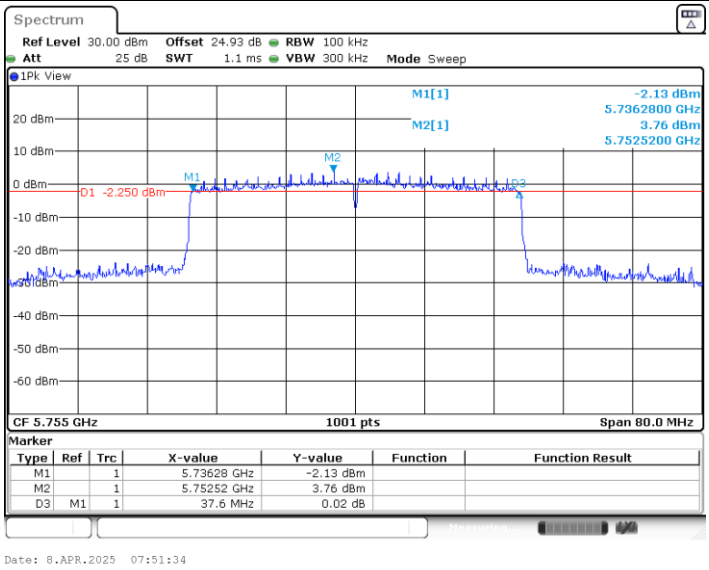

11AX40SISO_5795

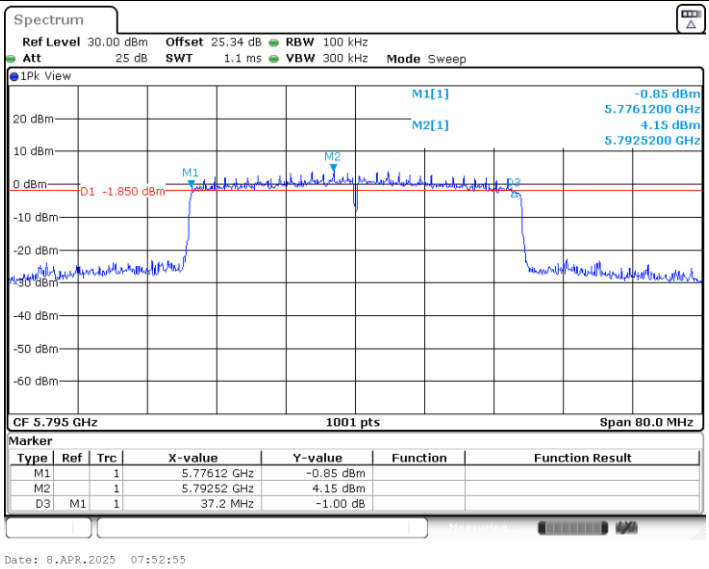

11AX80SISO_5775

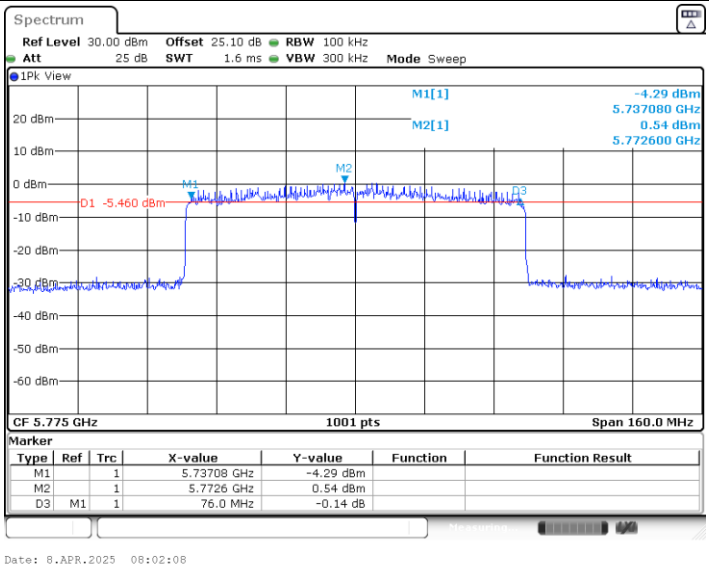

Maximum power spectral density

Test Result

TestMode	Antenna	Freq(MHz)	Result [dBm/MHz]	Limit[dBm/MHz]	Verdict
11A	Ant5	5180	7.56	≤11.00	PASS
		5220	7.30	≤11.00	PASS
		5240	7.71	≤11.00	PASS
		5260	7.43	≤11.00	PASS
		5300	7.79	≤11.00	PASS
		5320	7.58	≤11.00	PASS
		5500	7.64	≤11.00	PASS
		5580	7.33	≤11.00	PASS
		5700	6.78	≤11.00	PASS
		5720_UNII-2C	7.35	≤11.00	PASS
		5720_UNII-3	2.75	≤30.00	PASS
		5745	4.27	≤30.00	PASS
		5785	4.61	≤30.00	PASS
		5825	4.30	≤30.00	PASS
11AX20SISO	Ant5	5180	5.93	≤11.00	PASS
		5220	6.84	≤11.00	PASS
		5240	7.24	≤11.00	PASS
		5260	6.97	≤11.00	PASS
		5300	7.32	≤11.00	PASS
		5320	4.77	≤11.00	PASS
		5500	6.71	≤11.00	PASS
		5580	6.98	≤11.00	PASS
		5700	4.66	≤11.00	PASS
		5720_UNII-2C	6.99	≤11.00	PASS
		5720_UNII-3	2.76	≤30.00	PASS
		5745	3.98	≤30.00	PASS
		5785	4.10	≤30.00	PASS
		5825	3.85	≤30.00	PASS
11AX40SISO	Ant5	5190	0.73	≤11.00	PASS
		5230	3.45	≤11.00	PASS
		5270	3.31	≤11.00	PASS
		5310	0.44	≤11.00	PASS
		5510	2.16	≤11.00	PASS
		5550	3.30	≤11.00	PASS
		5670	3.15	≤11.00	PASS
		5710_UNII-2C	3.11	≤11.00	PASS
		5710_UNII-3	-1.64	≤30.00	PASS
		5755	0.16	≤30.00	PASS
		5795	0.37	≤30.00	PASS
11AX80SISO	Ant5	5210	-2.99	≤11.00	PASS
		5290	-3.70	≤11.00	PASS
		5530	-2.85	≤11.00	PASS
		5610	-0.67	≤11.00	PASS
		5690_UNII-2C	-0.67	≤11.00	PASS
		5690_UNII-3	-5.57	≤30.00	PASS
		5775	-3.42	≤30.00	PASS

Note：1.The Result and Limit Unit is dBm/500 kHz in the band 5.725–5.85 GHz.
2.The Duty Cycle Factor and is compensated in the graph.

Test Graphs

11A_Ant5_5180

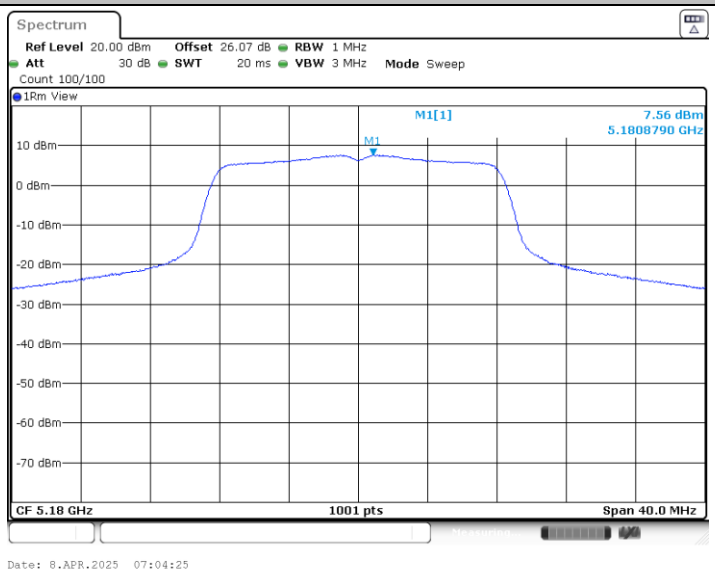

11A_Ant5_5220

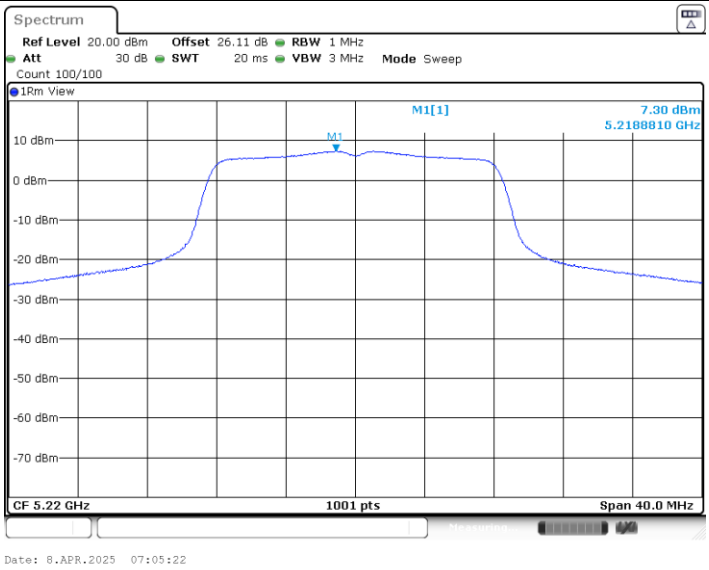

11A_Ant5_5240

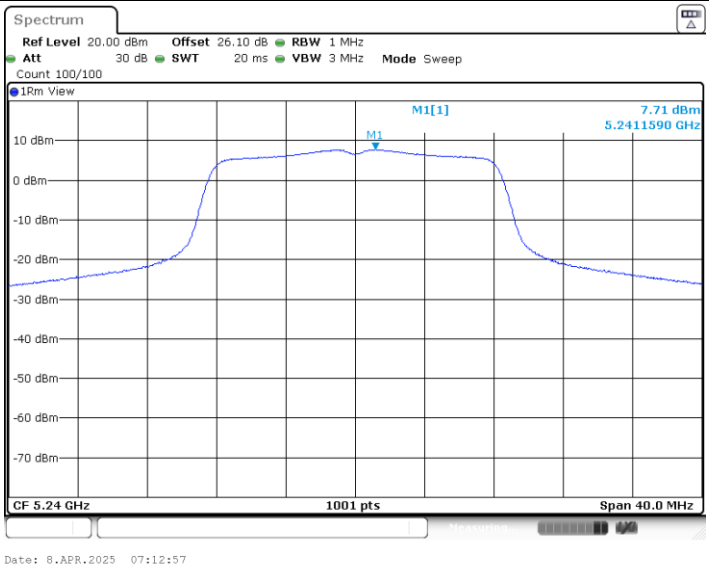

11A_Ant5_5260

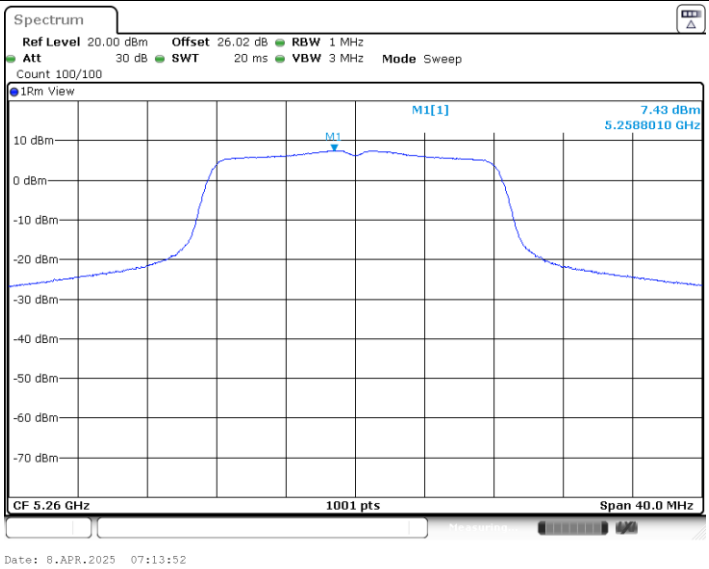

11A_Ant5_5300

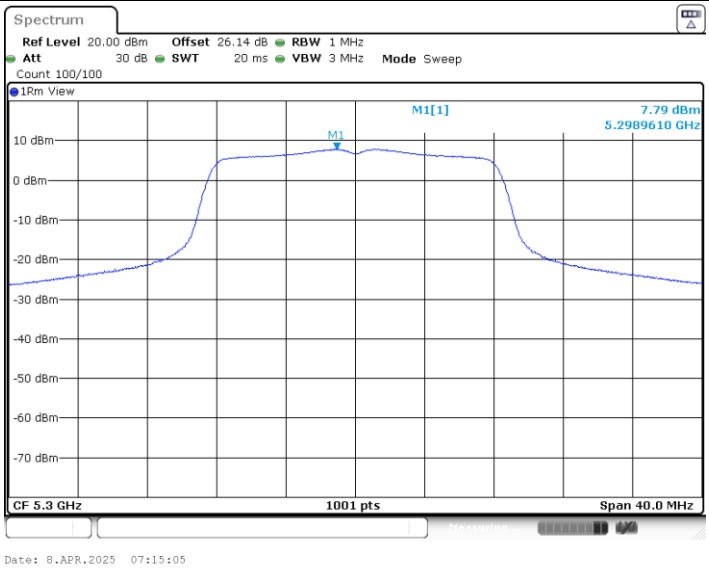

11A_Ant5_5320

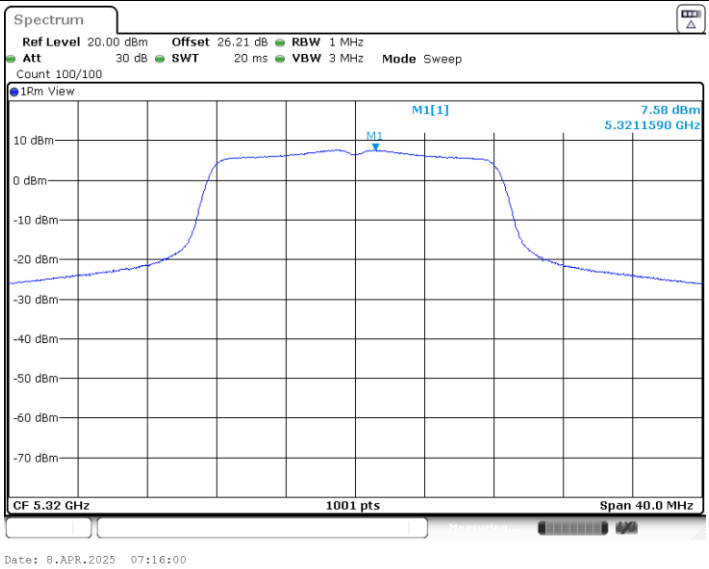

11A_Ant5_5500

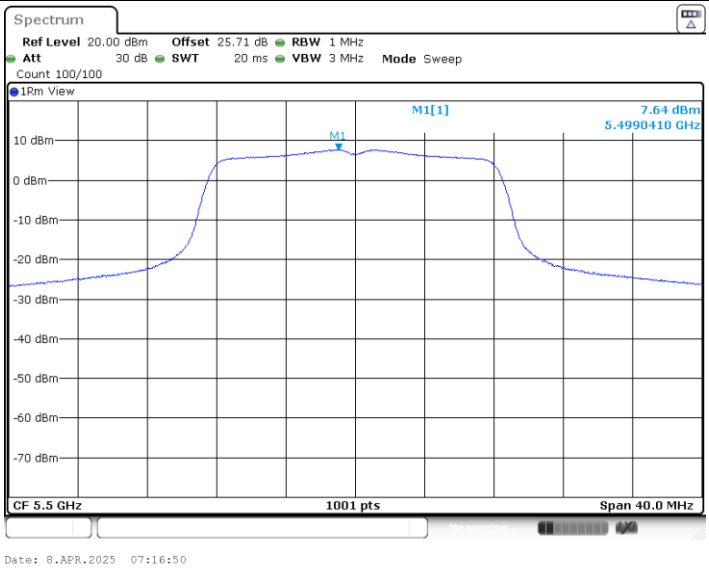

11A_Ant5_5580

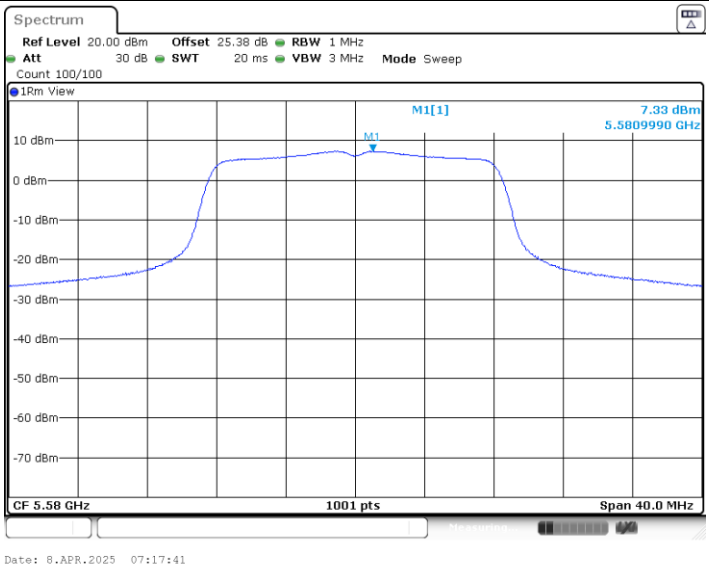

11A_Ant5_5700

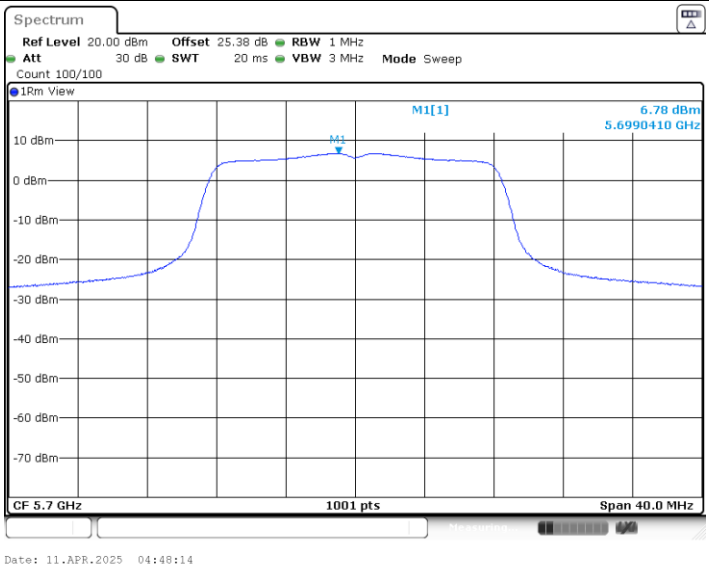

11A_Ant5_5720_UNII-2C

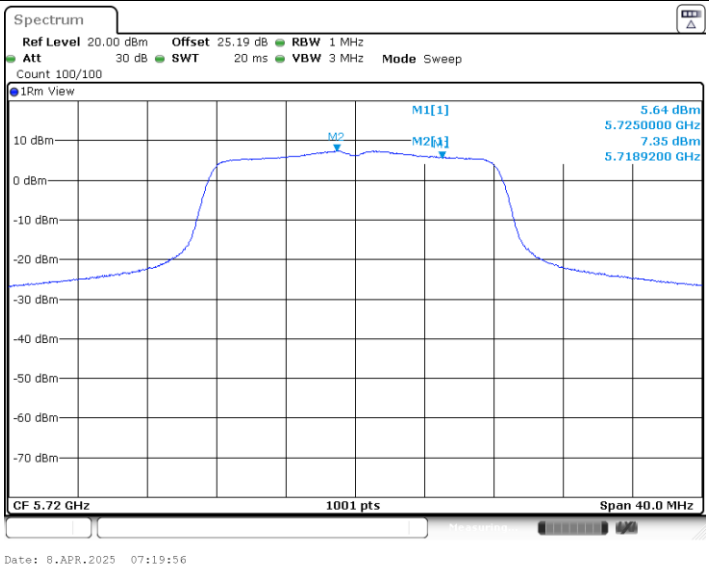

11A_Ant5_5720_UNII-3

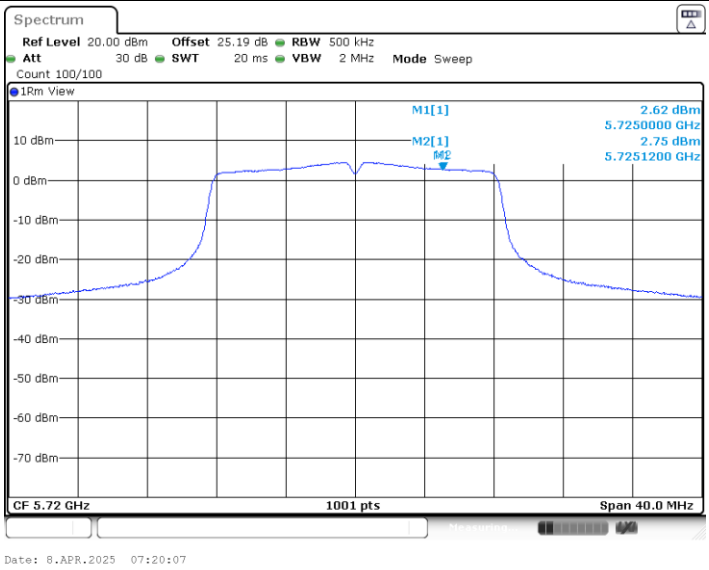

11A_Ant5_5745

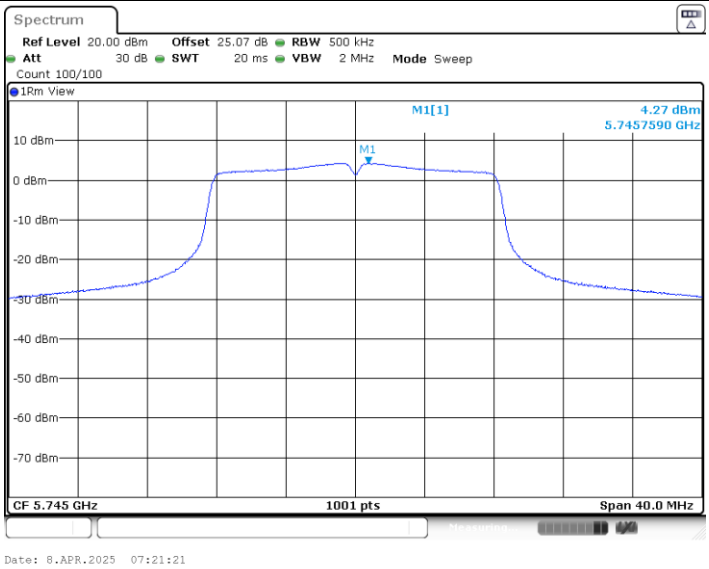

11A_Ant5_5785

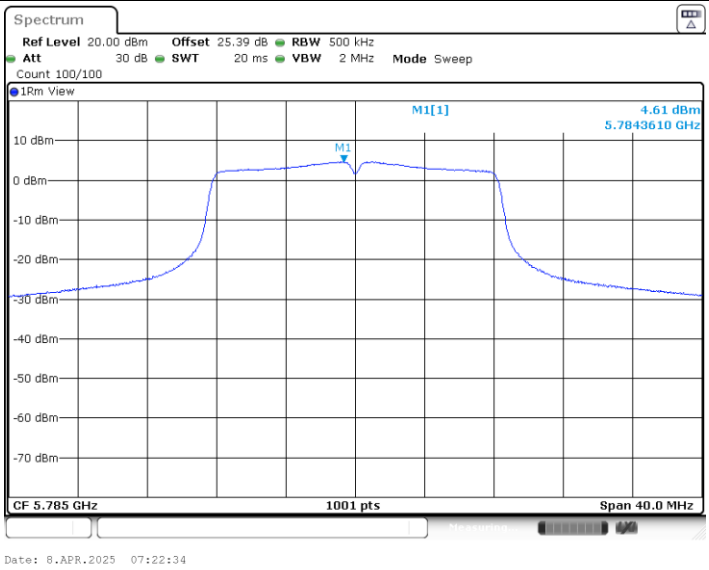

11A_Ant5_5825

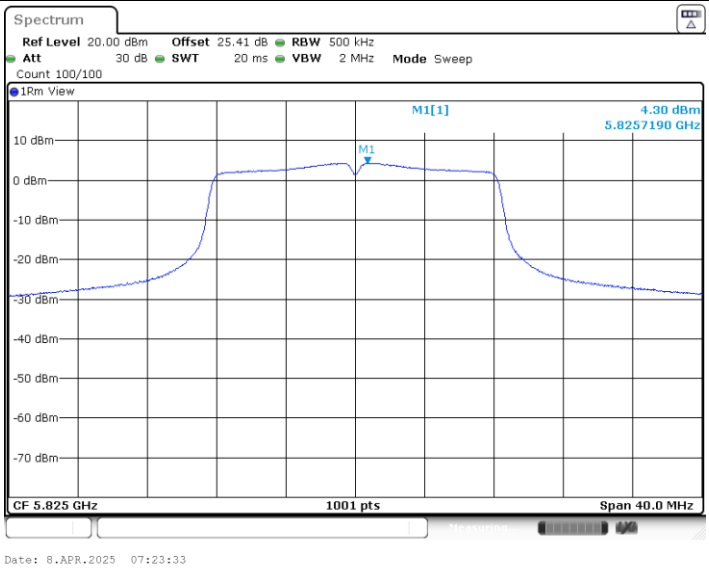

11AX20SISO_Ant5_5180

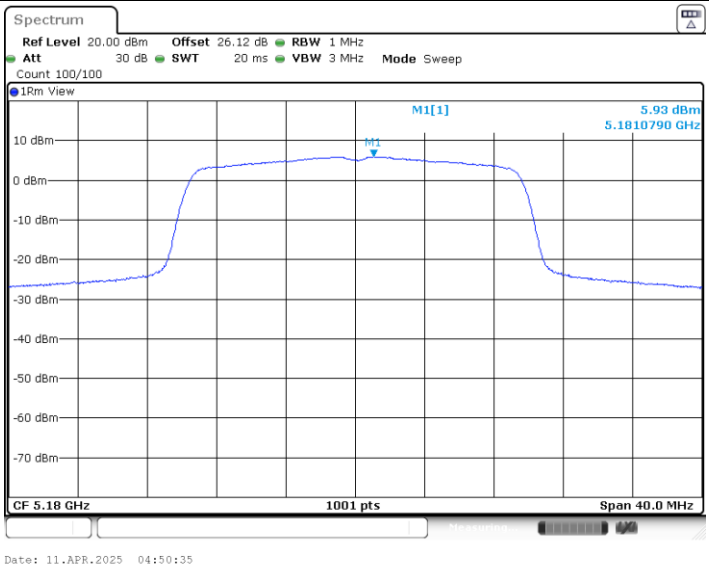

11AX20SISO_Ant5_5220

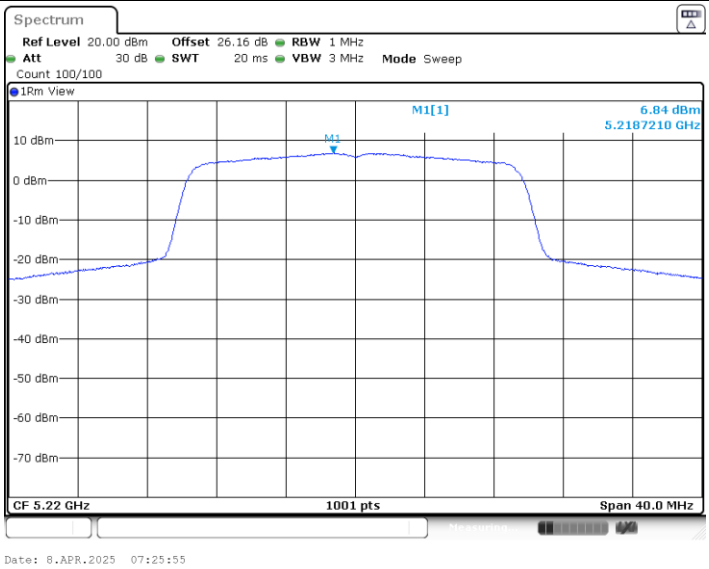

11AX20SISO_Ant5_5240

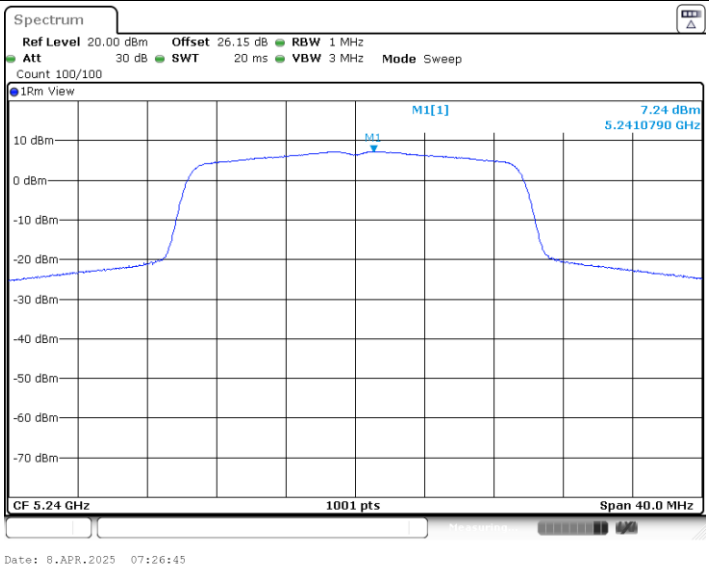

11AX20SISO_Ant5_5260

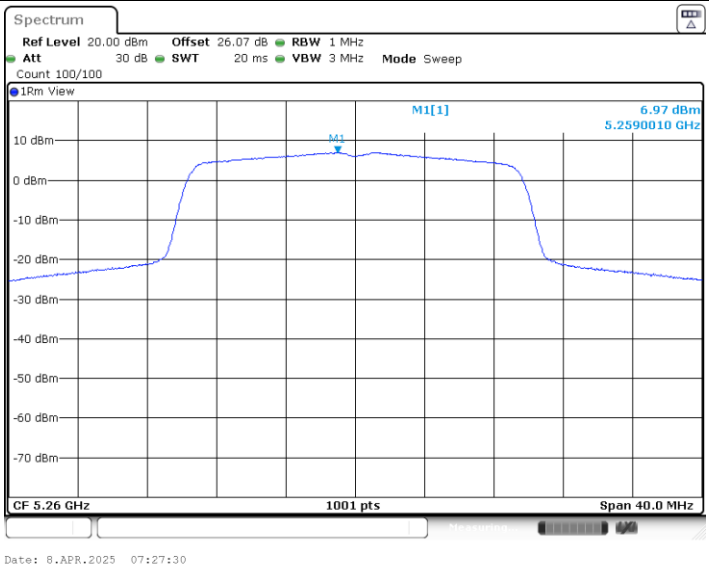

11AX20SISO_Ant5_5300

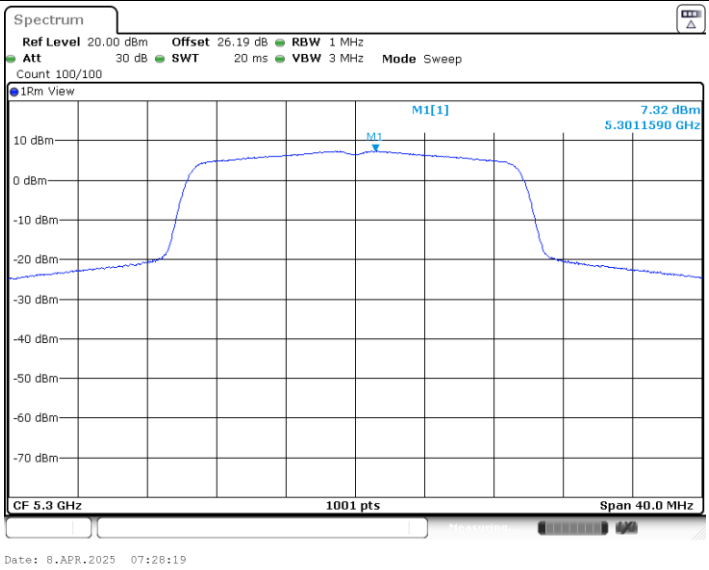

11AX20SISO_Ant5_5320

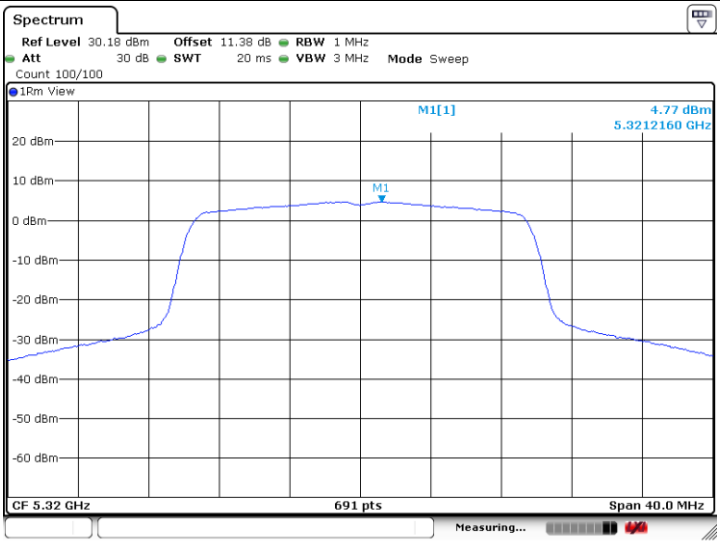

11AX20SISO_Ant5_5500

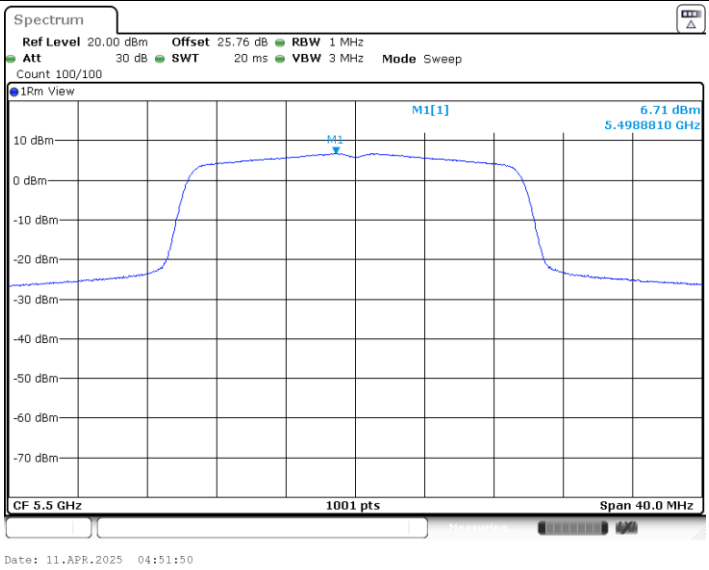

11AX20SISO_Ant5_5580

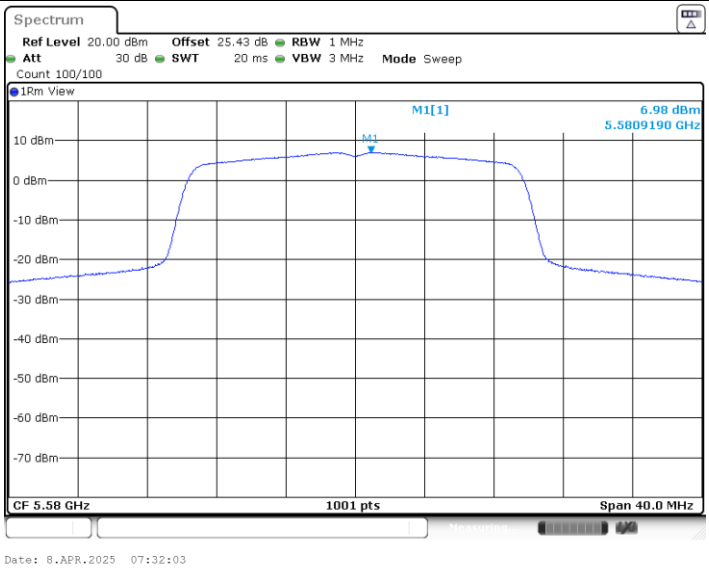

11AX20SISO_Ant5_5700

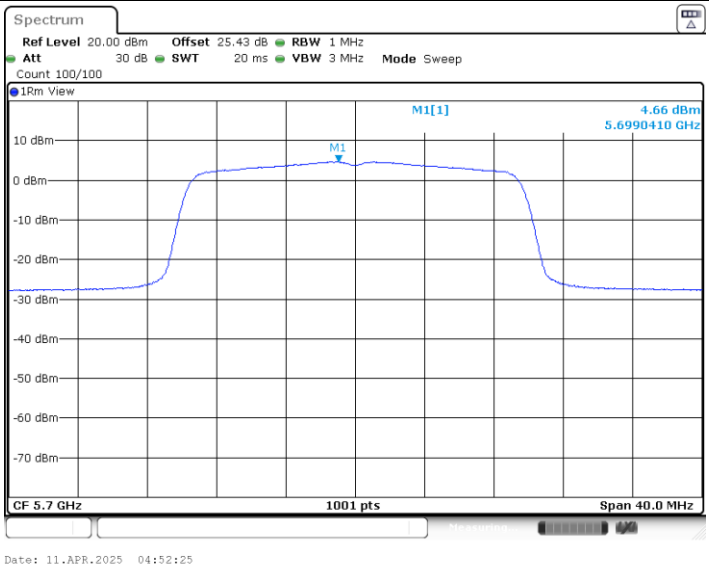

11AX20SISO_Ant5_5720_UNII-2C

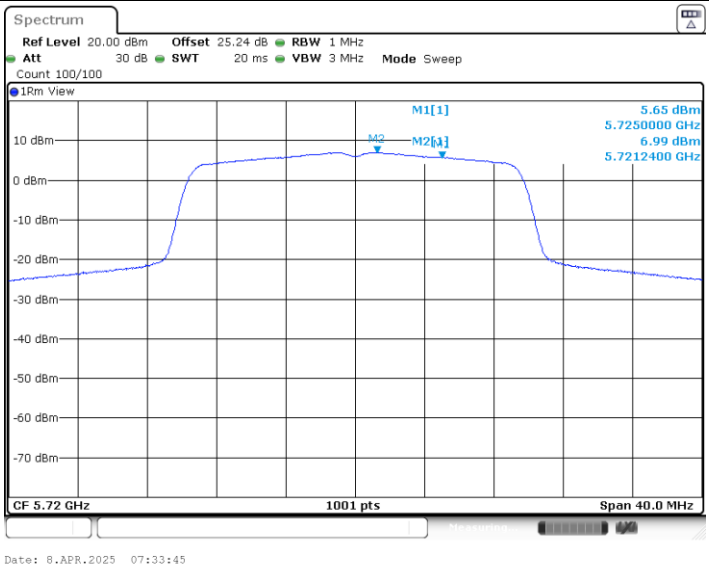

11AX20SISO_Ant5_5720_UNII-3

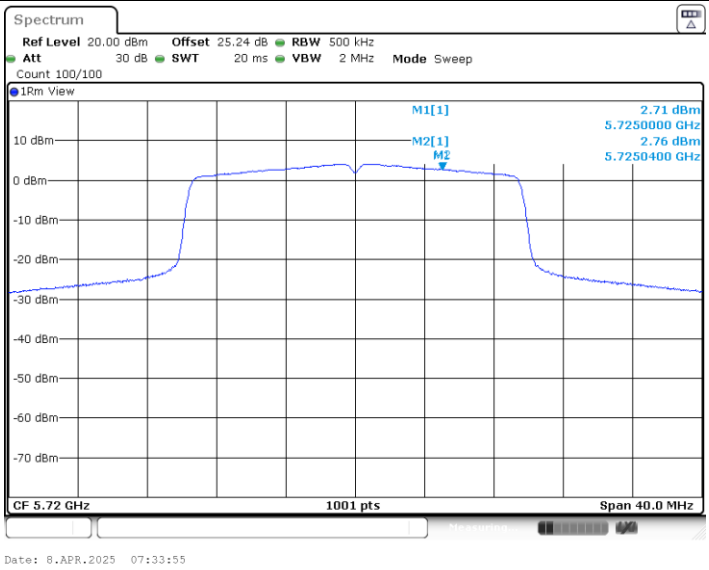

11AX20SISO_Ant5_5745

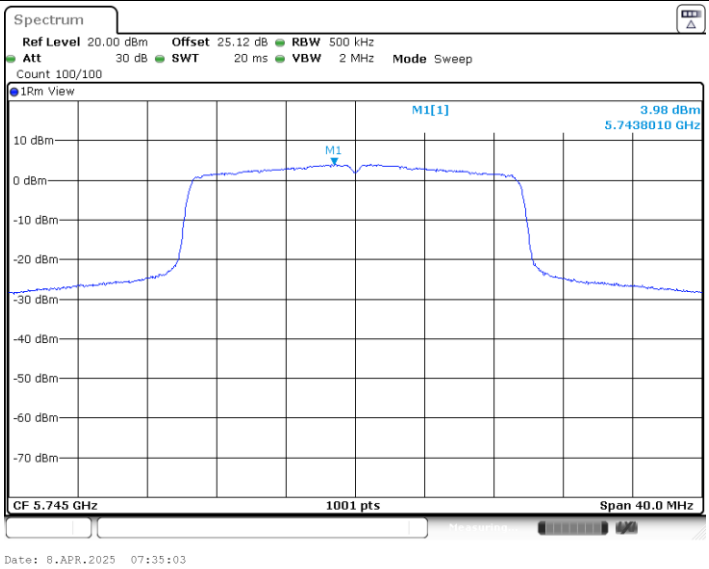

11AX20SISO_Ant5_5785

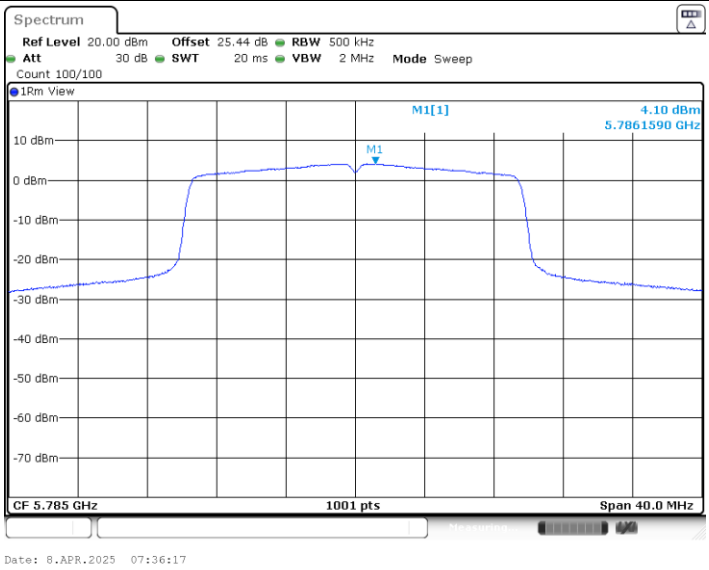

11AX20SISO_Ant5_5825

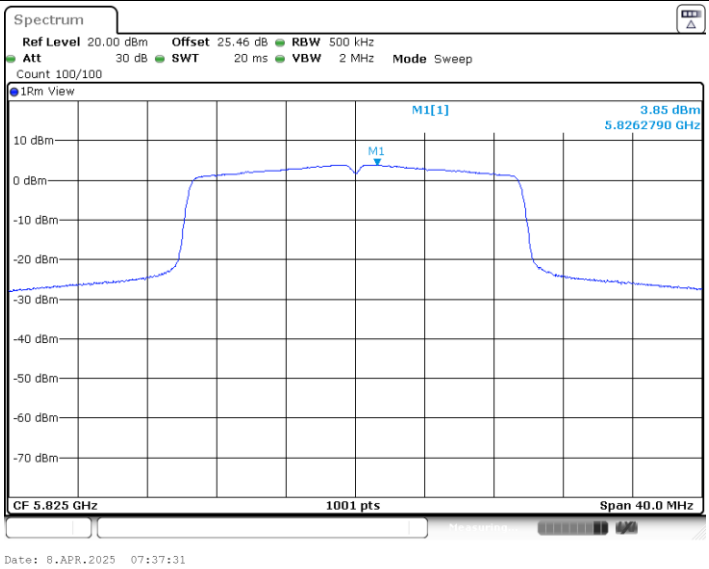

11AX40SISO_Ant5_5190

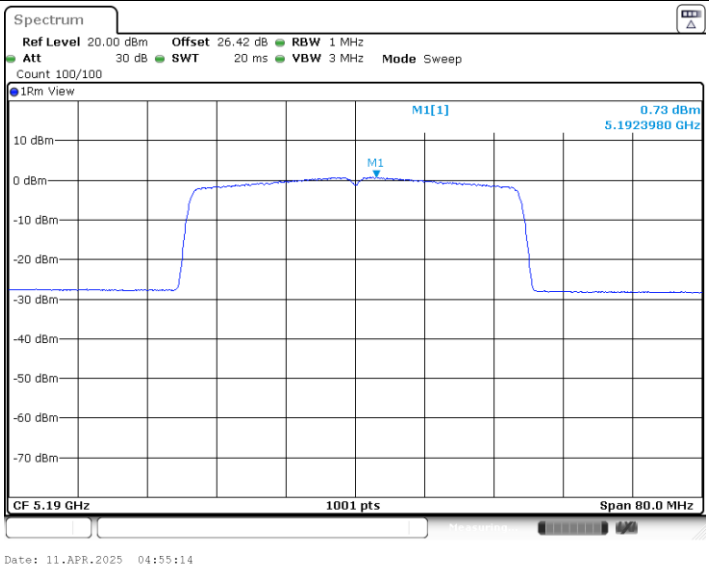

11AX40SISO_Ant5_5230

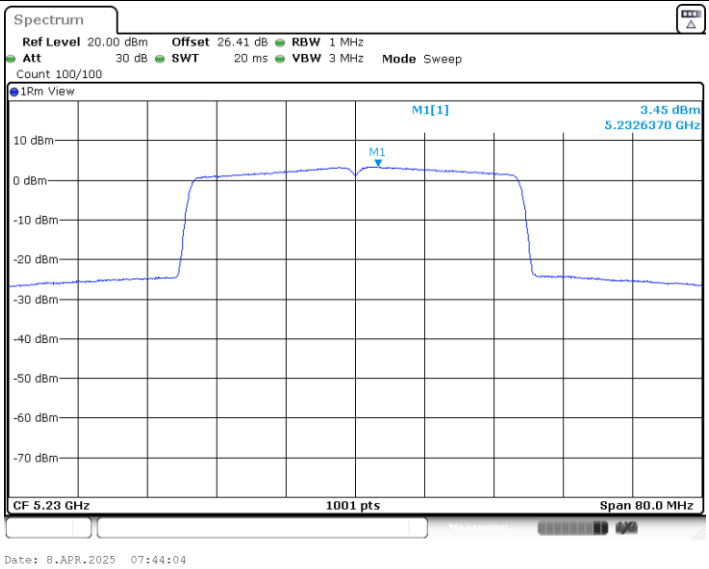

11AX40SISO_Ant5_5270

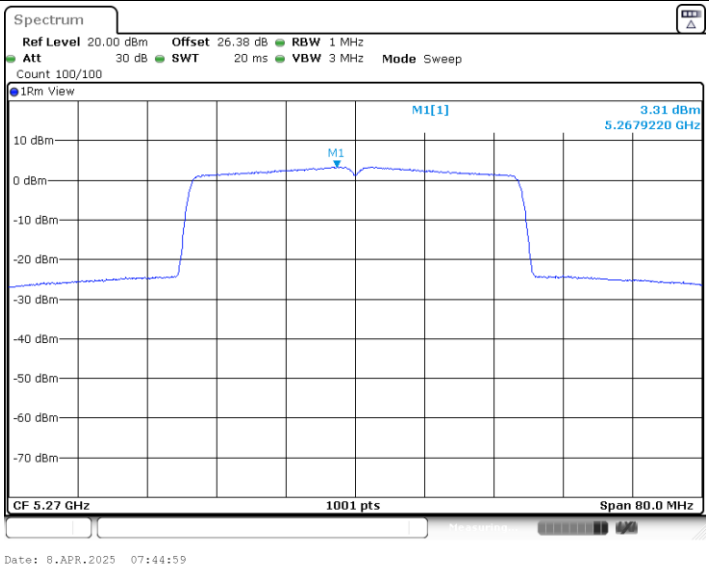

11AX40SISO_Ant5_5310

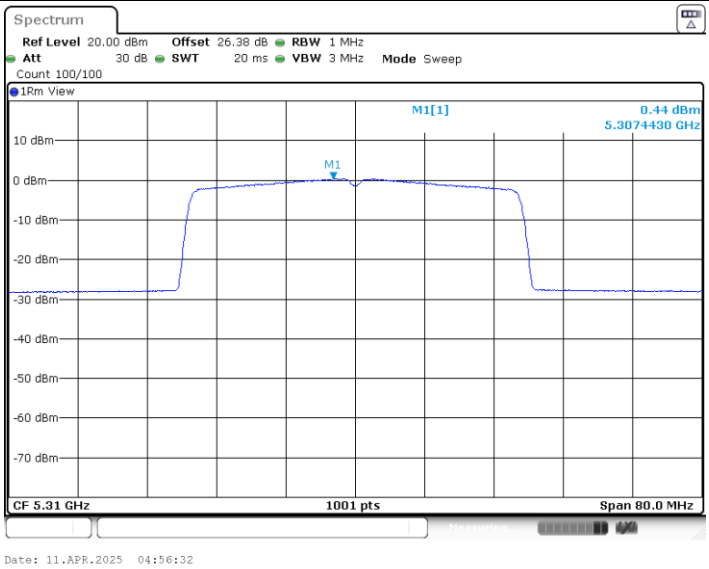

11AX40SISO_Ant5_5510

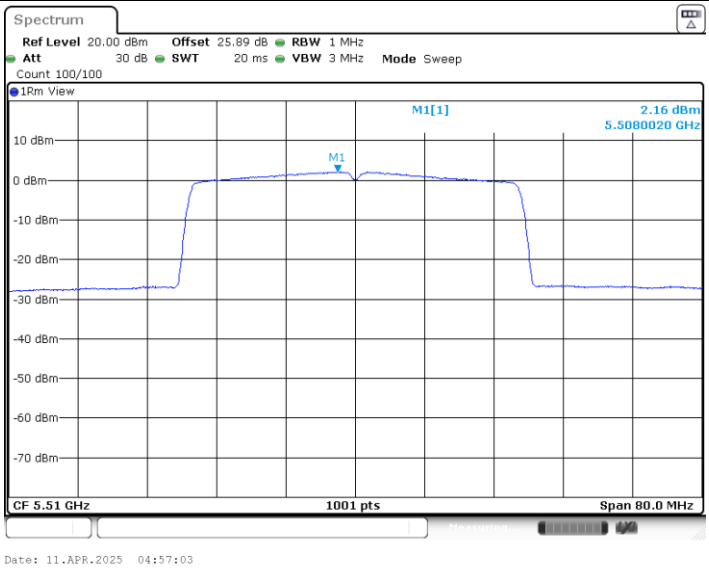

11AX40SISO_Ant5_5550

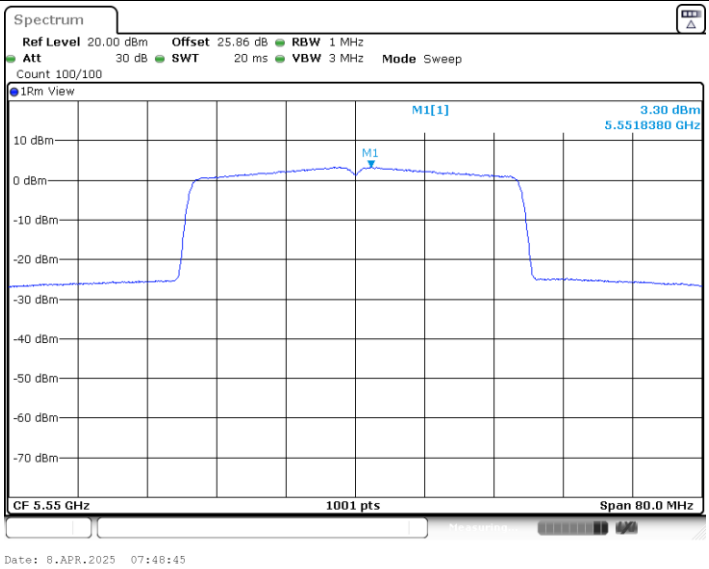

11AX40SISO_Ant5_5670

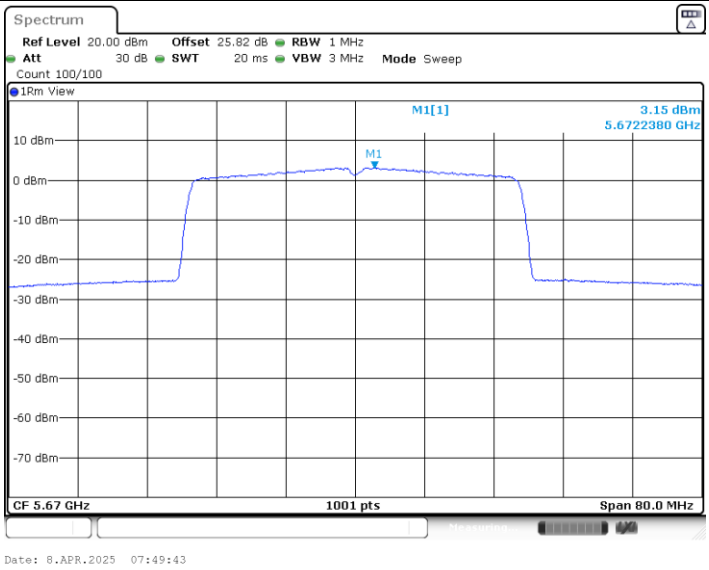

11AX40SISO_Ant5_5710_UNII-2C

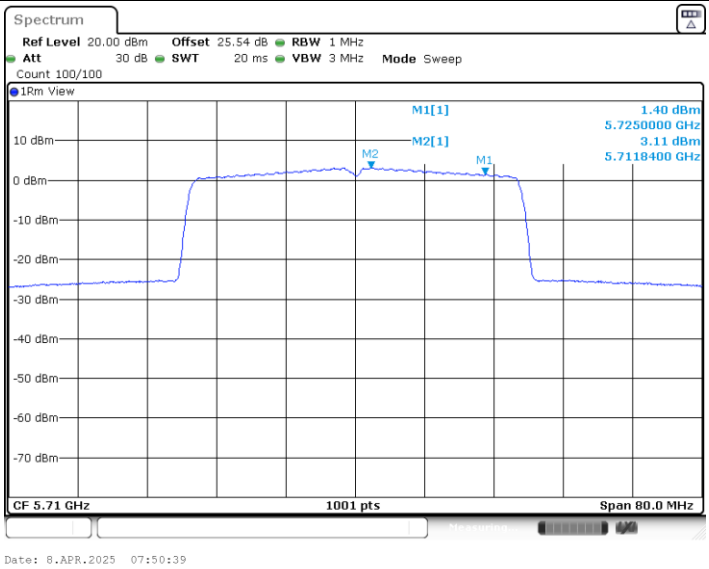

11AX40SISO_Ant5_5710_UNII-3

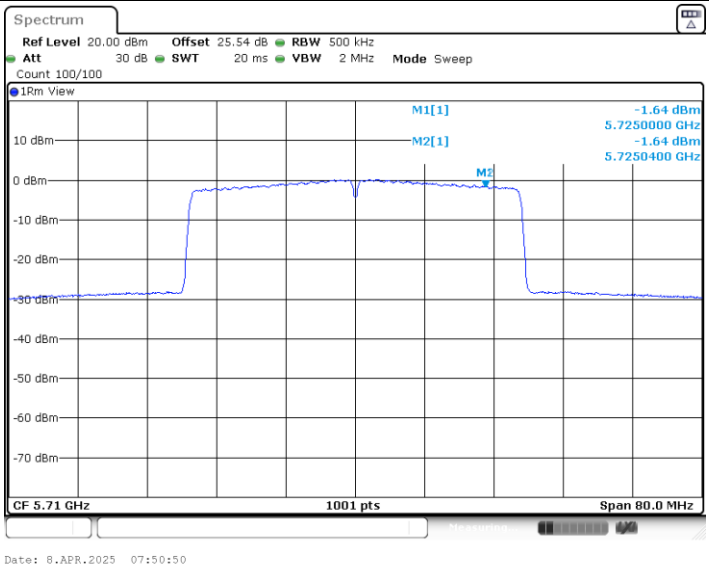

11AX40SISO_Ant5_5755

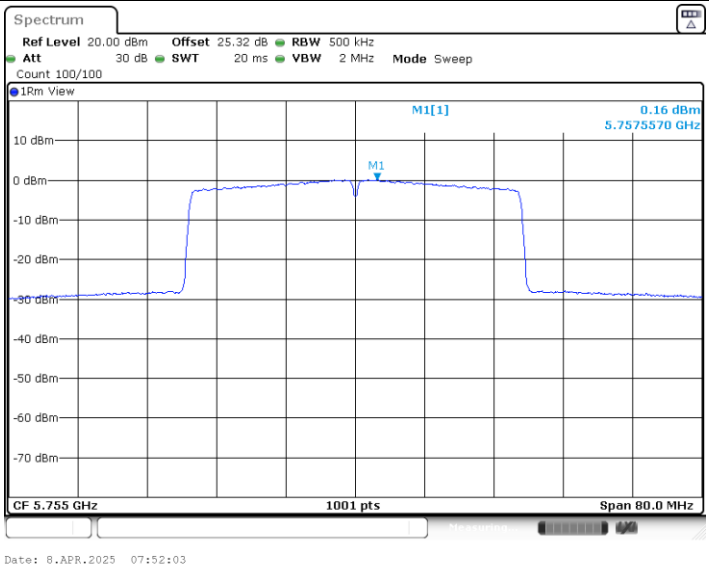

11AX40SISO_Ant5_5795

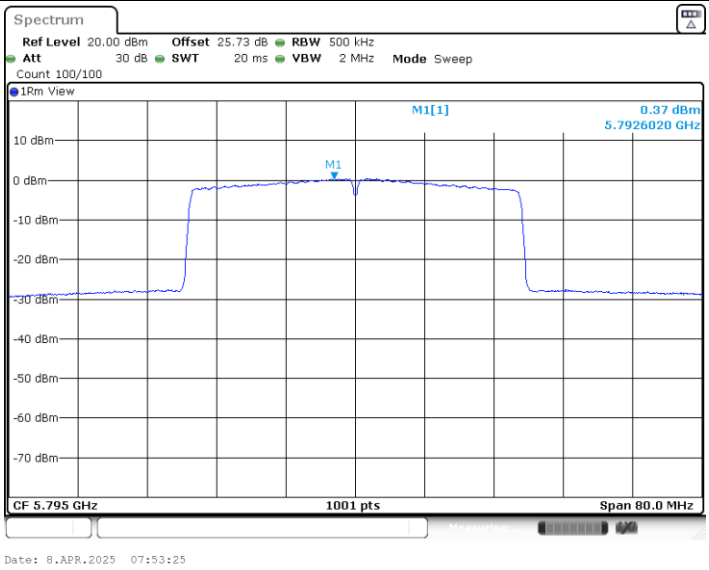

11AX80SISO_Ant5_5210

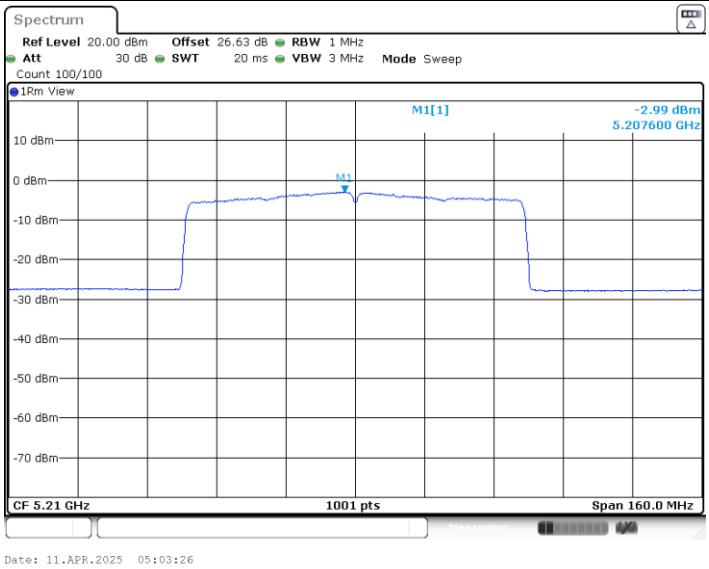

11AX80SISO_Ant5_5290

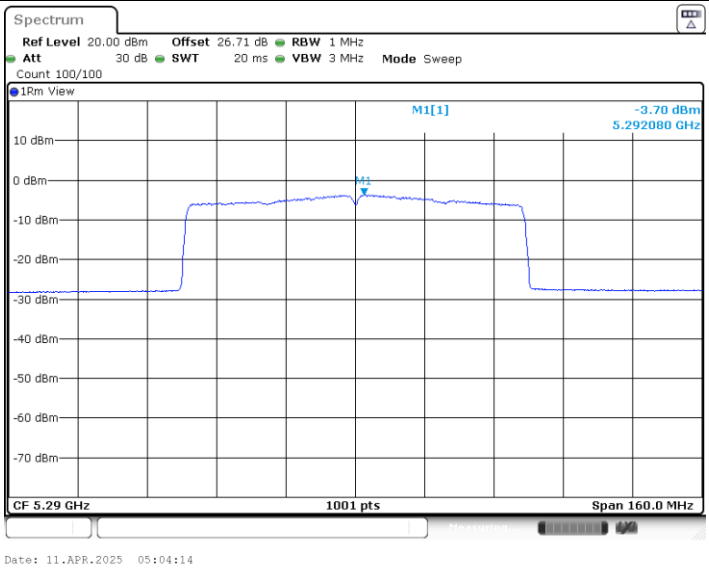

11AX80SISO_Ant5_5530

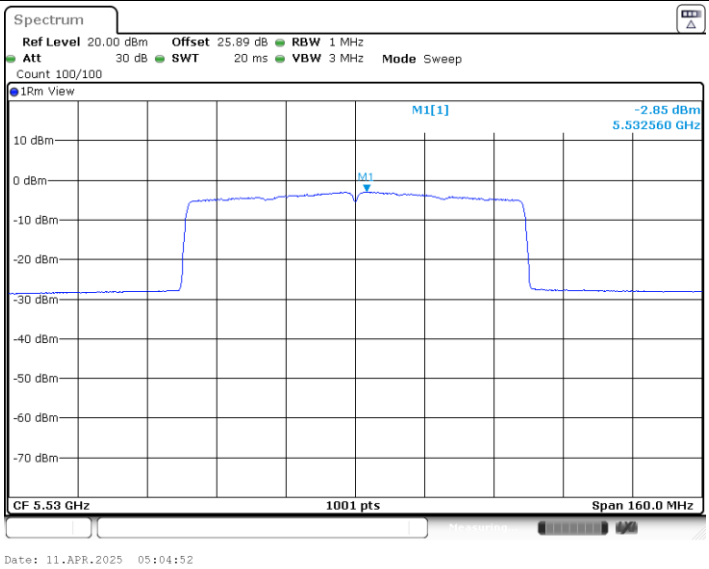

11AX80SISO_Ant5_5610

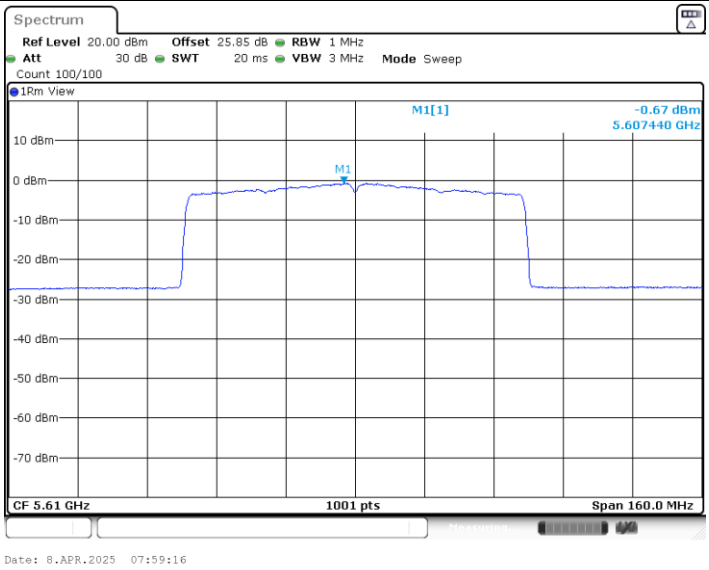

11AX80SISO_Ant5_5690_UNII-2C

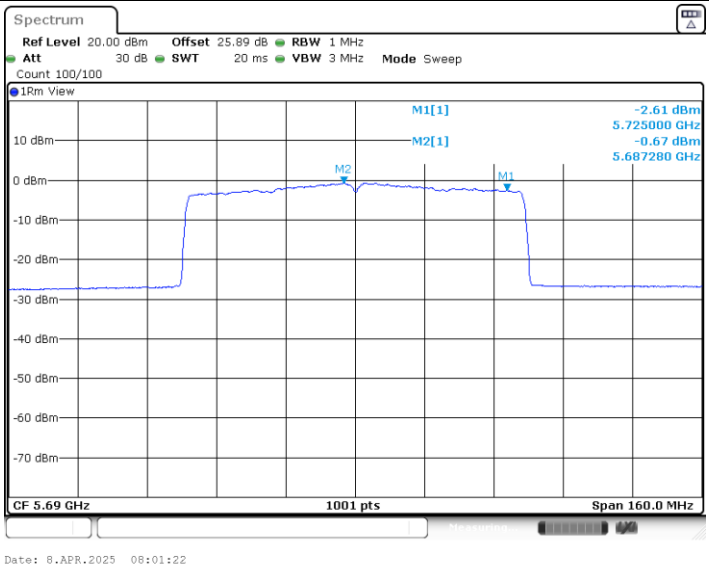

11AX80SISO_Ant5_5690_UNII-3

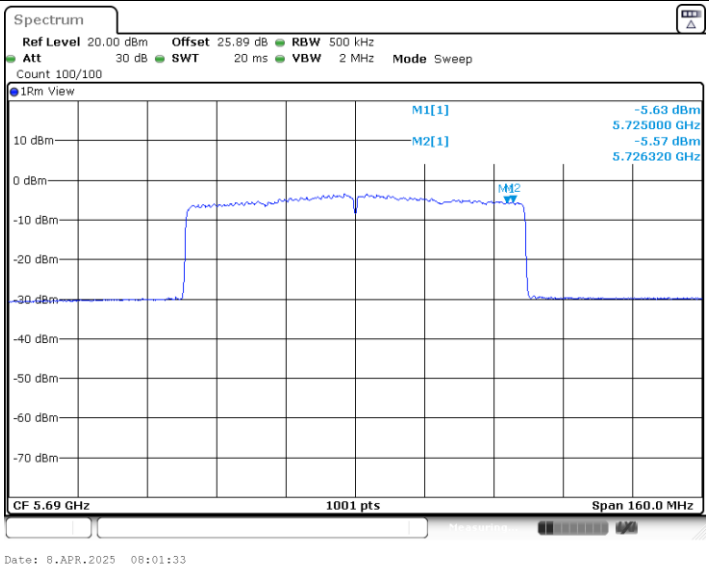

11AX80SISO_Ant5_5775

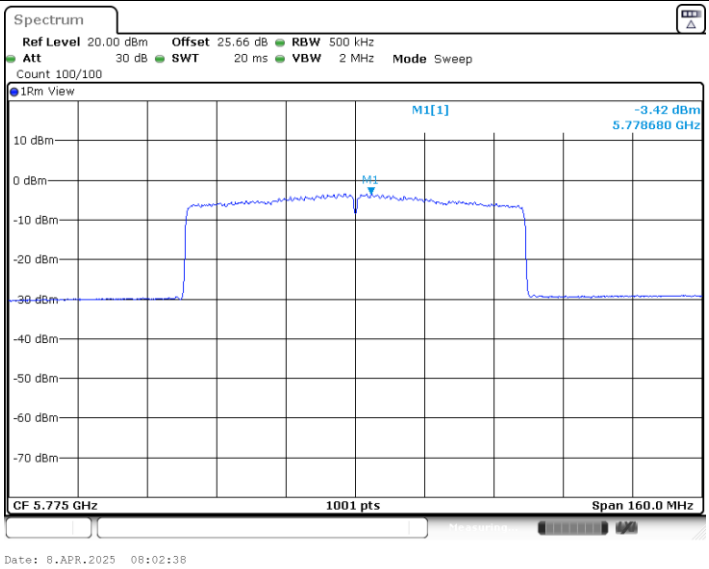

<11AX Partial RU>
Maximum power spectral density
Test Result

Test Mode	Antenna	Freq(MHz)	Ru Size	Ru Index	Result [dBm/MHz]	Limit [dBm/MHz]	Verdict
11AX20SISO	Ant5	5180	26Tone	RU0	5.36	≤11.00	PASS
			52Tone	RU37	5.20	≤11.00	PASS
			106Tone	RU53	5.30	≤11.00	PASS
		5220	26Tone	RU0	6.63	≤11.00	PASS
			52Tone	RU37	6.73	≤11.00	PASS
			106Tone	RU53	6.37	≤11.00	PASS
		5240	26Tone	RU8	7.13	≤11.00	PASS
			52Tone	RU40	6.67	≤11.00	PASS
			106Tone	RU54	6.95	≤11.00	PASS
		5260	26Tone	RU0	6.94	≤11.00	PASS
			52Tone	RU37	6.69	≤11.00	PASS
			106Tone	RU53	6.61	≤11.00	PASS
		5300	26Tone	RU0	7.01	≤11.00	PASS
			52Tone	RU37	7.26	≤11.00	PASS
			106Tone	RU53	6.85	≤11.00	PASS
		5320	26Tone	RU8	4.64	≤11.00	PASS
			52Tone	RU40	4.57	≤11.00	PASS
			106Tone	RU54	4.30	≤11.00	PASS
		5500	26Tone	RU0	6.01	≤11.00	PASS
			52Tone	RU37	5.88	≤11.00	PASS
			106Tone	RU53	6.10	≤11.00	PASS
		5580	26Tone	RU0	7.23	≤11.00	PASS
			52Tone	RU37	6.94	≤11.00	PASS
			106Tone	RU53	7.10	≤11.00	PASS
		5700	26Tone	RU8	4.16	≤11.00	PASS
			52Tone	RU40	4.10	≤11.00	PASS
			106Tone	RU54	4.09	≤11.00	PASS
		5720	26Tone	RU8	6.76	≤11.00	PASS
			52Tone	RU40	6.71	≤11.00	PASS
			106Tone	RU54	6.64	≤11.00	PASS
		5745	26Tone	RU0	3.78	≤30.00	PASS
			52Tone	RU37	3.55	≤30.00	PASS
			106Tone	RU53	3.43	≤30.00	PASS
		5785	26Tone	RU0	4.05	≤30.00	PASS
			52Tone	RU37	3.71	≤30.00	PASS
			106Tone	RU53	3.67	≤30.00	PASS
		5825	26Tone	RU8	3.45	≤30.00	PASS
			52Tone	RU40	3.73	≤30.00	PASS
			106Tone	RU54	3.55	≤30.00	PASS

Note：1.The Result and Limit Unit is dBm/500 kHz in the band 5.725–5.85 GHz.
2.The Duty Cycle Factor and is compensated in the graph.

Test Graphs

11AX20SISO_Ant5_5180_26Tone_RU0

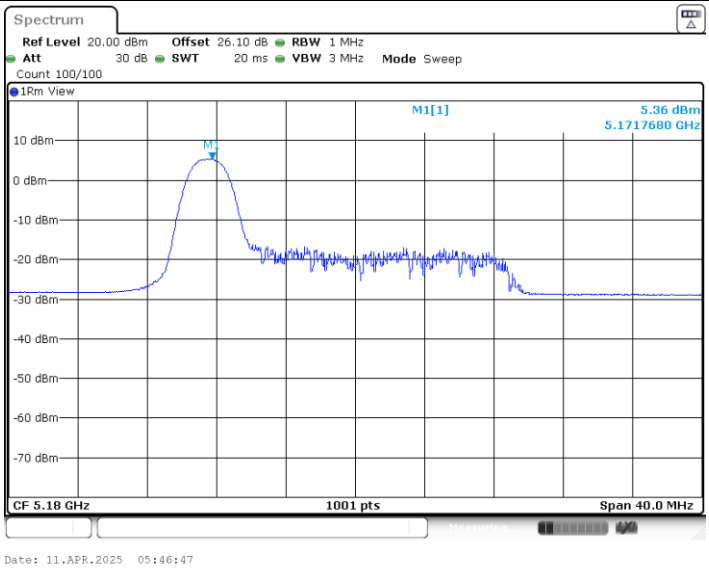

11AX20SISO_Ant5_5180_52Tone_RU37

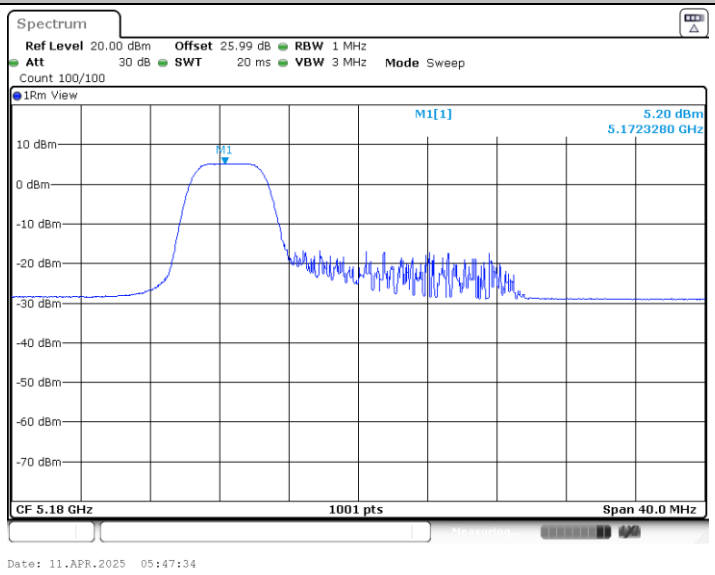

11AX20SISO_Ant5_5180_106Tone_RU53

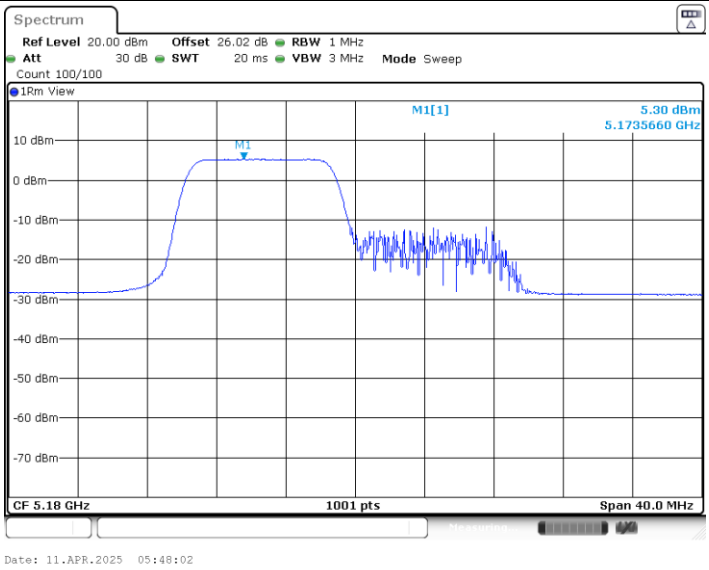

11AX20SISO_Ant5_5220_26Tone_RU0

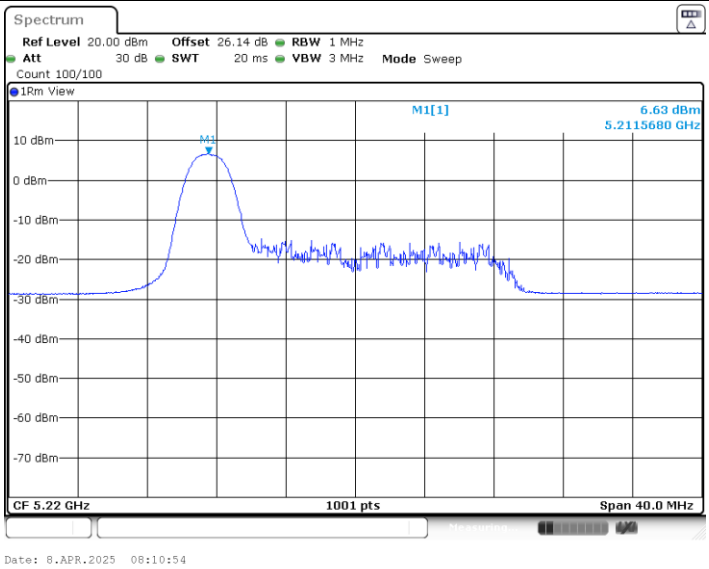

11AX20SISO_Ant5_5220_52Tone_RU37

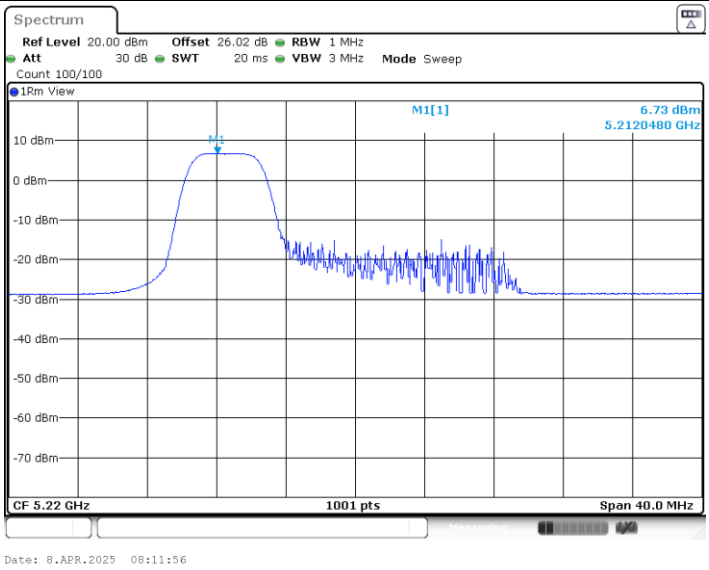

11AX20SISO_Ant5_5220_106Tone_RU53

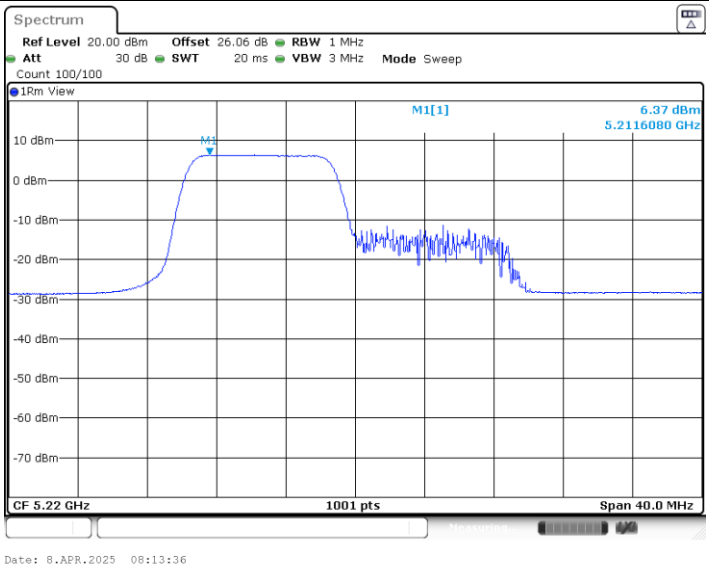

11AX20SISO_Ant5_5240_26Tone_RU8

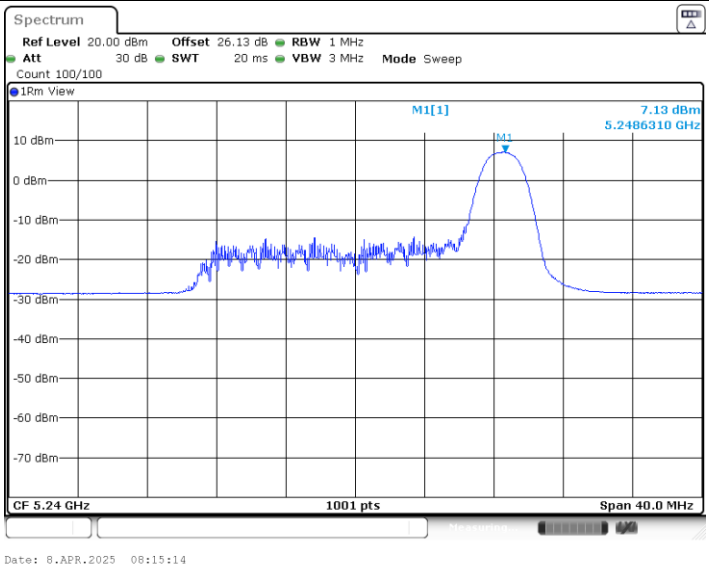

11AX20SISO_Ant5_5240_52Tone_RU40

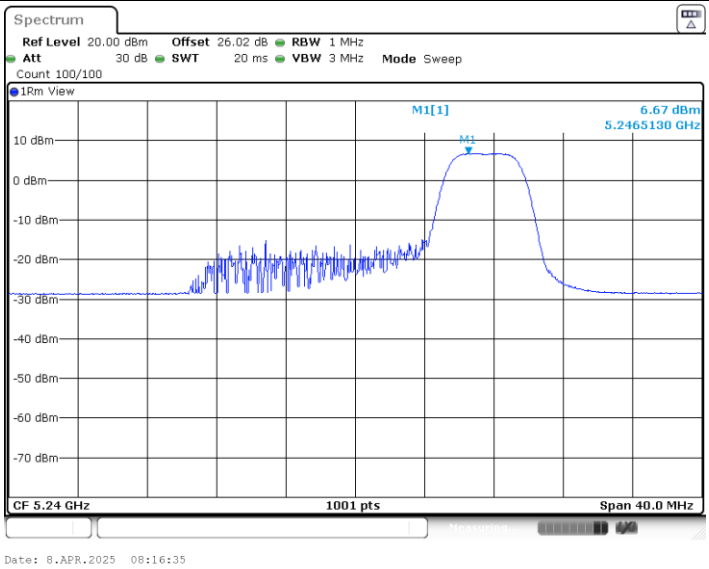

11AX20SISO_Ant5_5240_106Tone_RU54

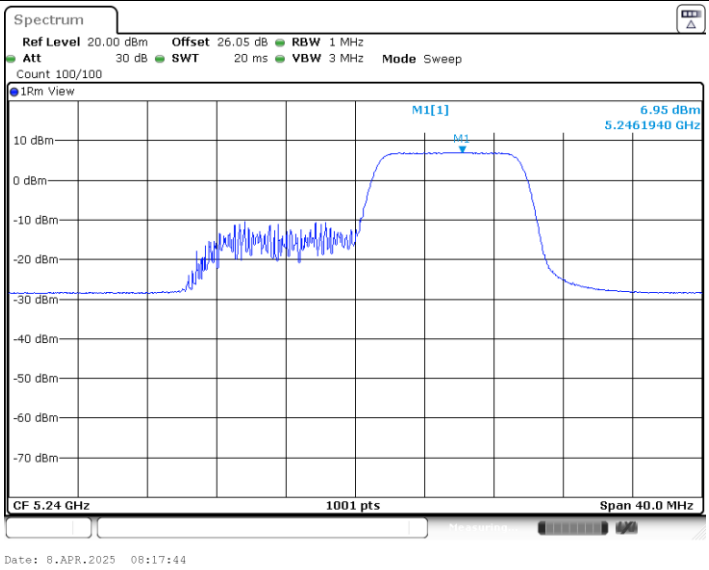

11AX20SISO_Ant5_5260_26Tone_RU0

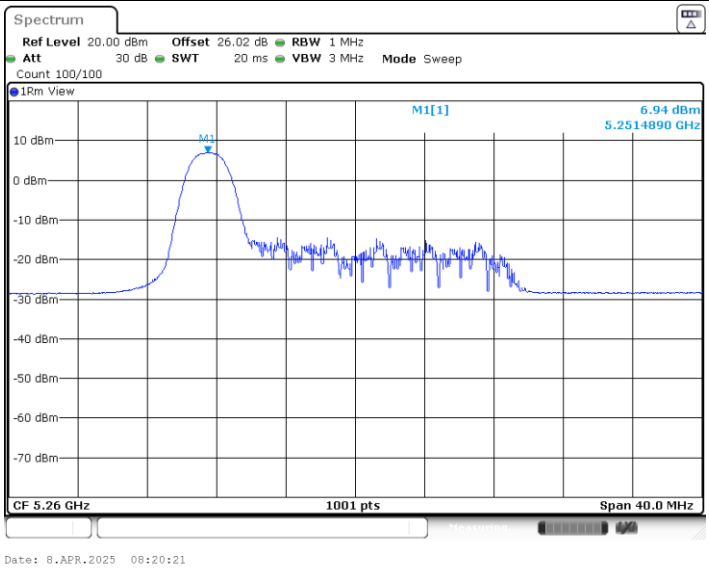

11AX20SISO_Ant5_5260_52Tone_RU37

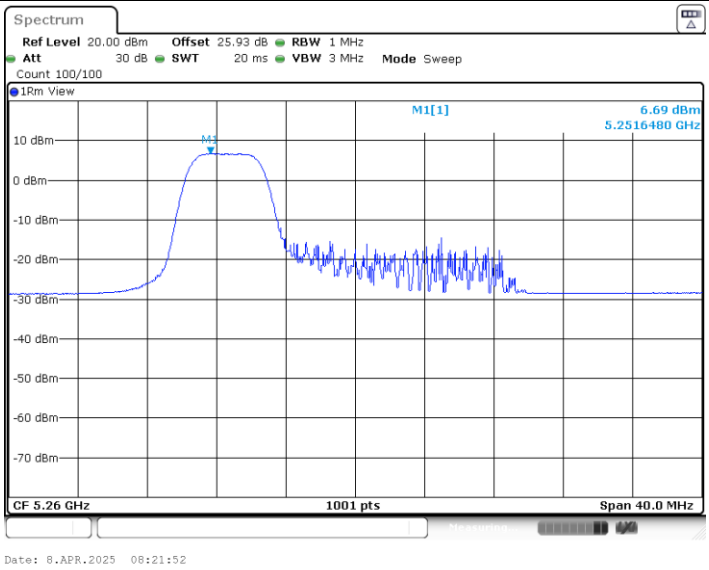

11AX20SISO_Ant5_5260_106Tone_RU53

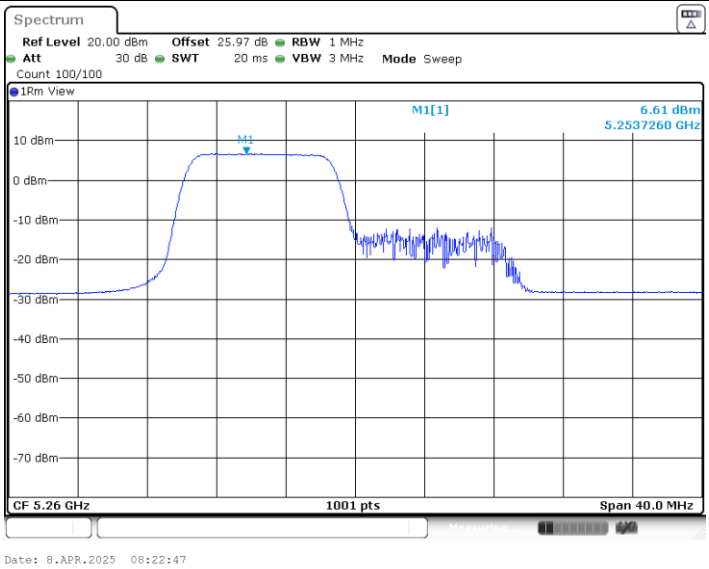

11AX20SISO_Ant5_5300_26Tone_RU0

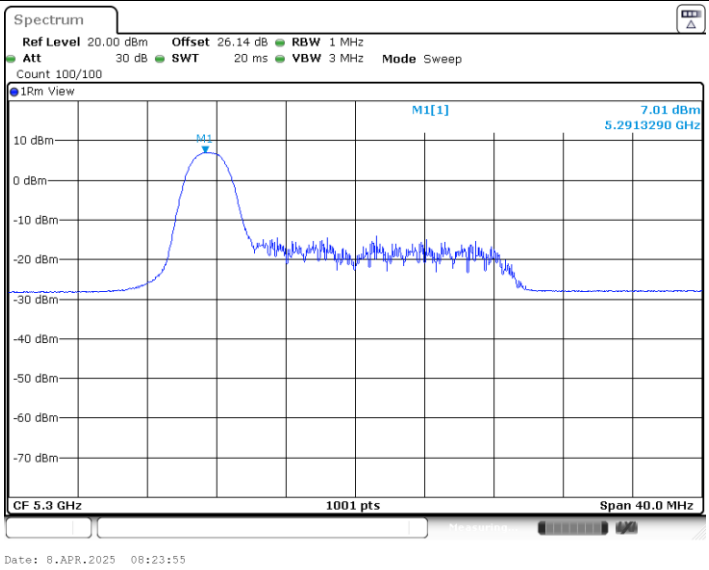

11AX20SISO_Ant5_5300_52Tone_RU37

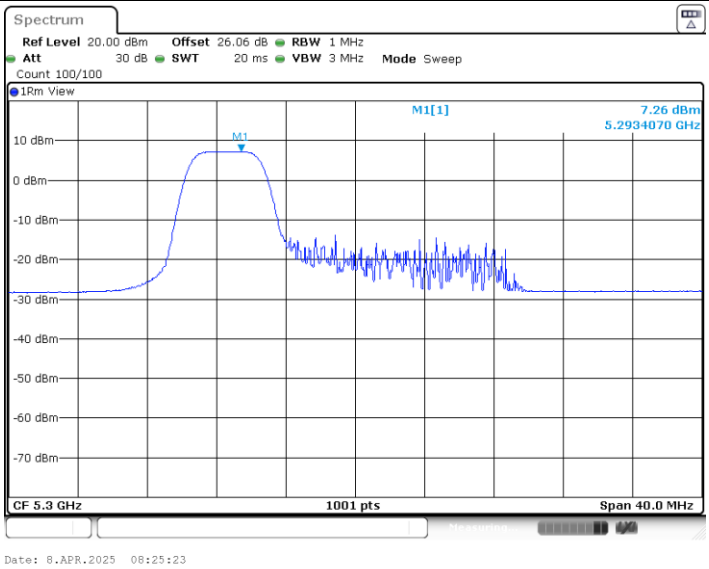

11AX20SISO_Ant5_5300_106Tone_RU53

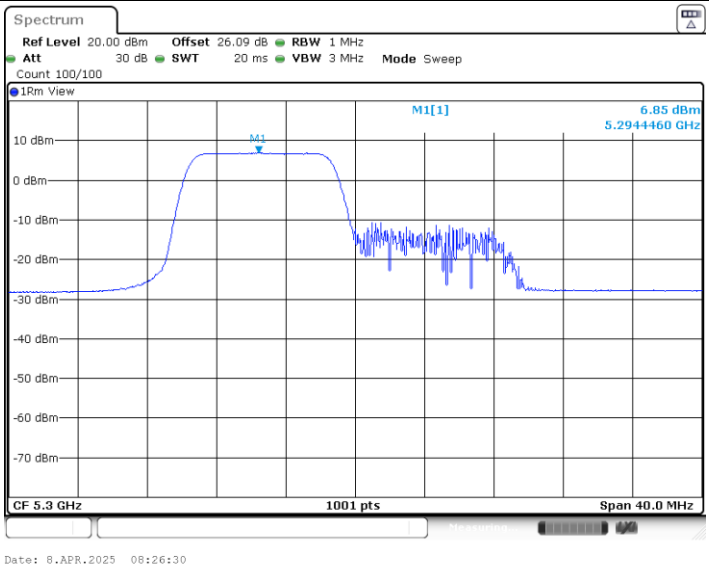

11AX20SISO_Ant5_5320_26Tone_RU8

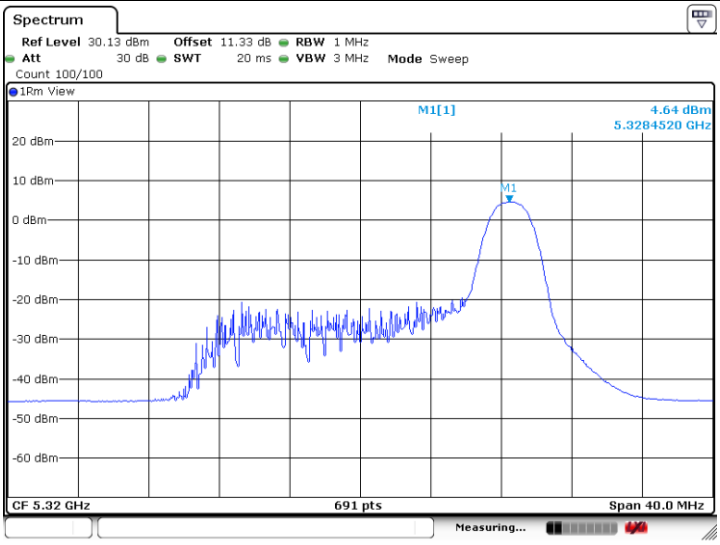

11AX20SISO_Ant5_5320_52Tone_RU40

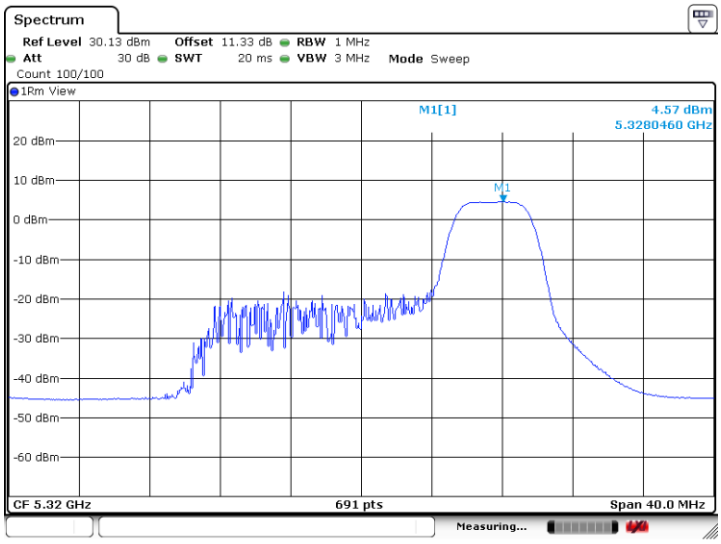

11AX20SISO_Ant5_5320_106Tone_RU54

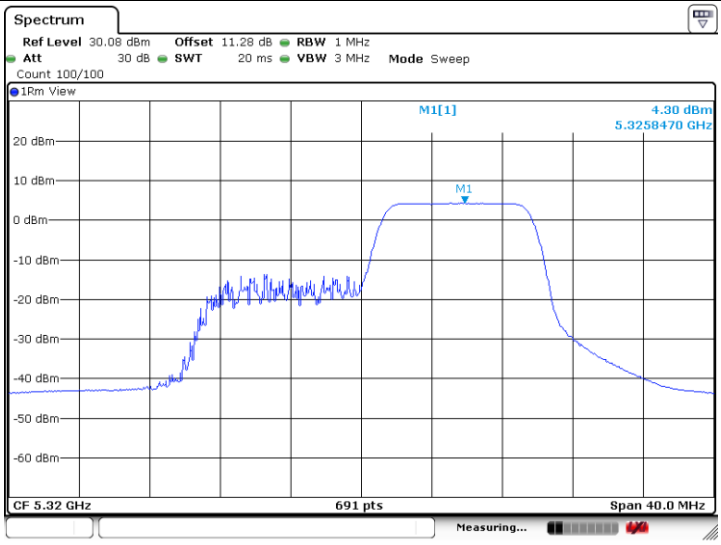

11AX20SISO_Ant5_5500_26Tone_RU0

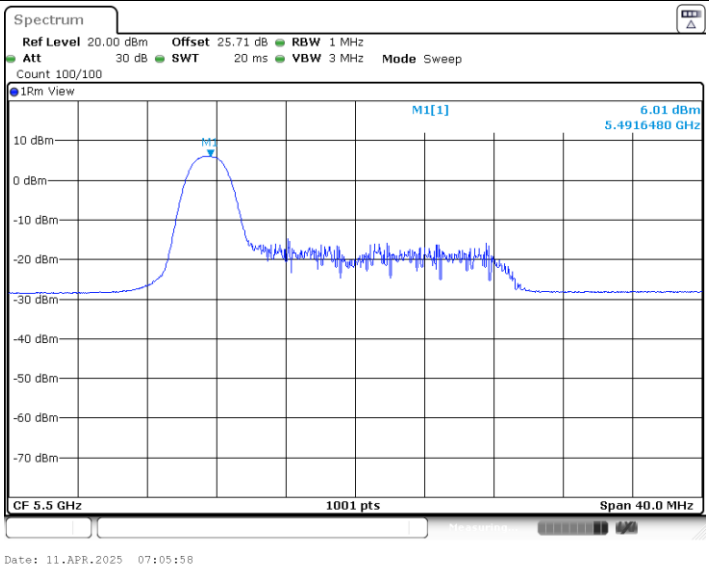

11AX20SISO_Ant5_5500_52Tone_RU37

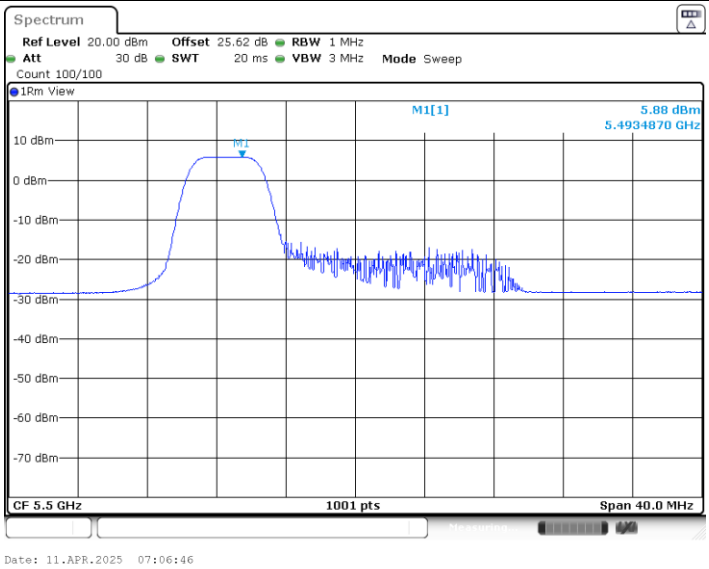

11AX20SISO_Ant5_5500_106Tone_RU53

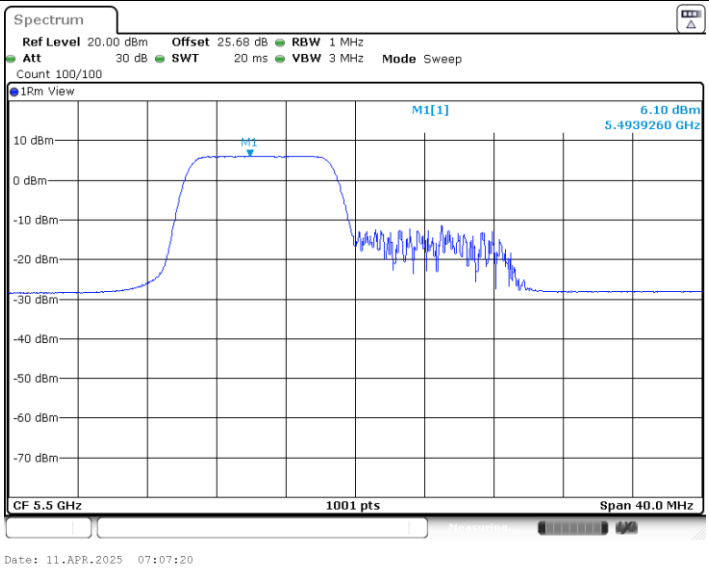

11AX20SISO_Ant5_5580_26Tone_RU0

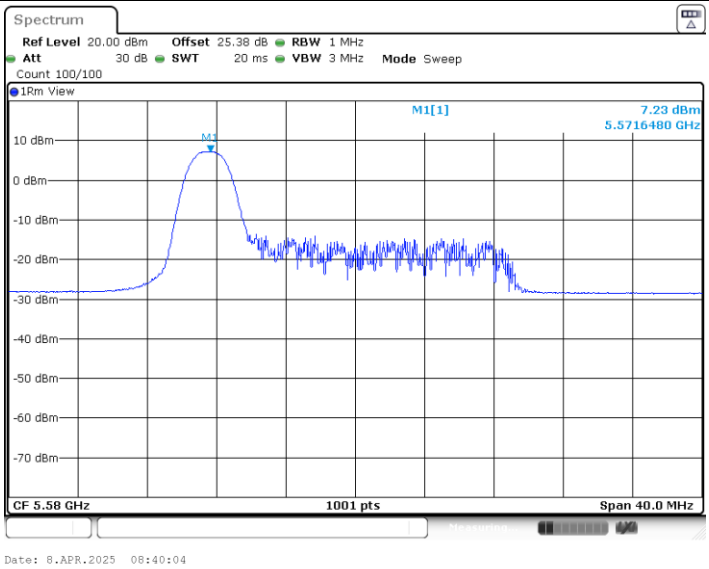

11AX20SISO_Ant5_5580_52Tone_RU37

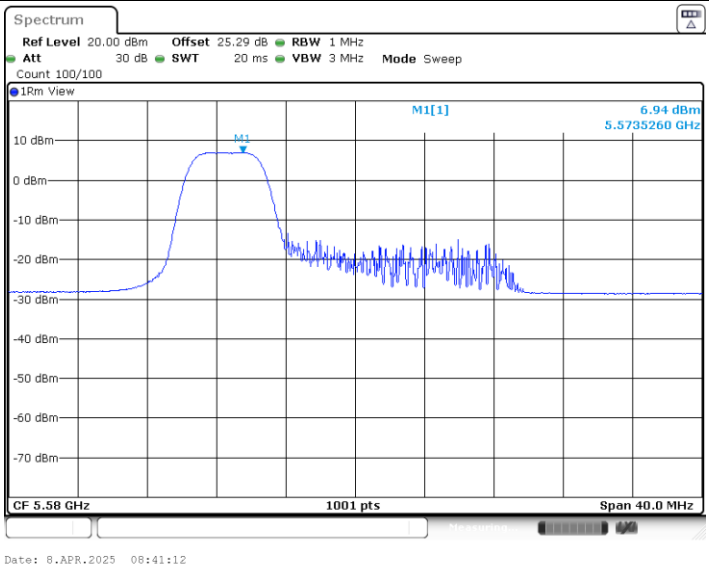

11AX20SISO_Ant5_5580_106Tone_RU53

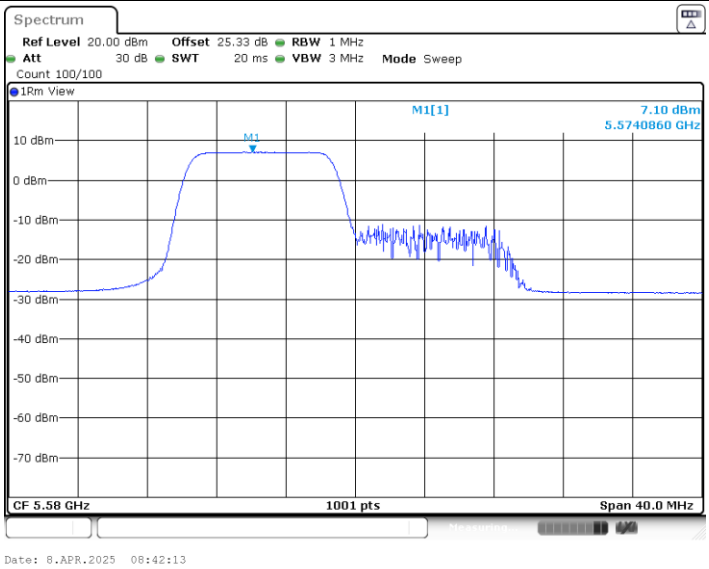

11AX20SISO_Ant5_5700_26Tone_RU8

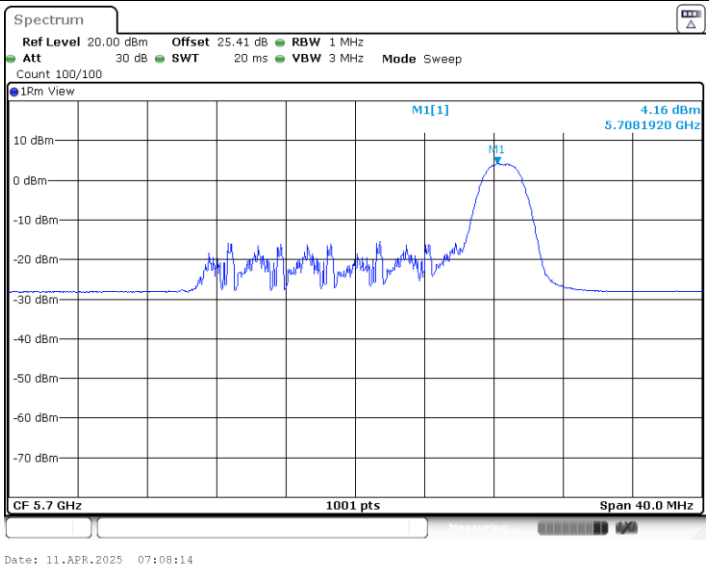

11AX20SISO_Ant5_5700_52Tone_RU40

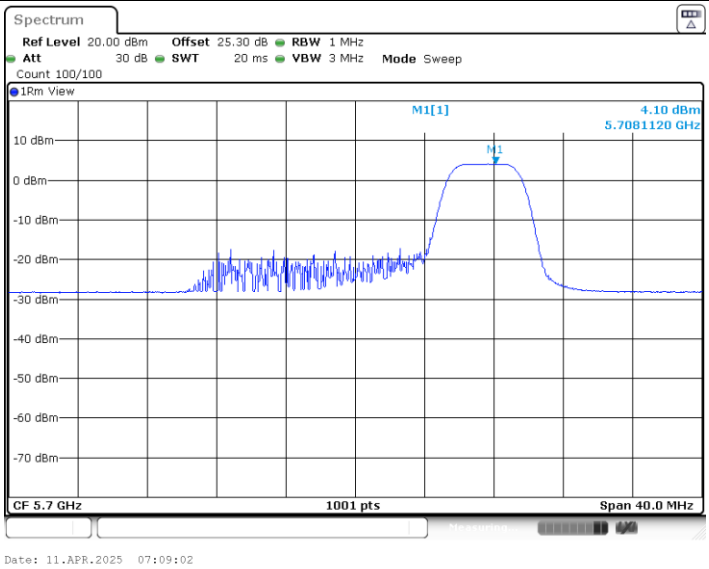

11AX20SISO_Ant5_5700_106Tone_RU54

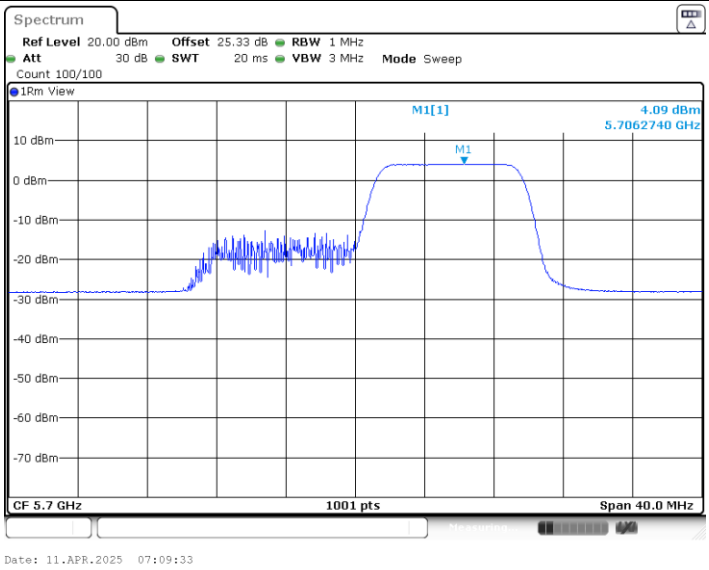

11AX20SISO_Ant5_5720_26Tone_RU8

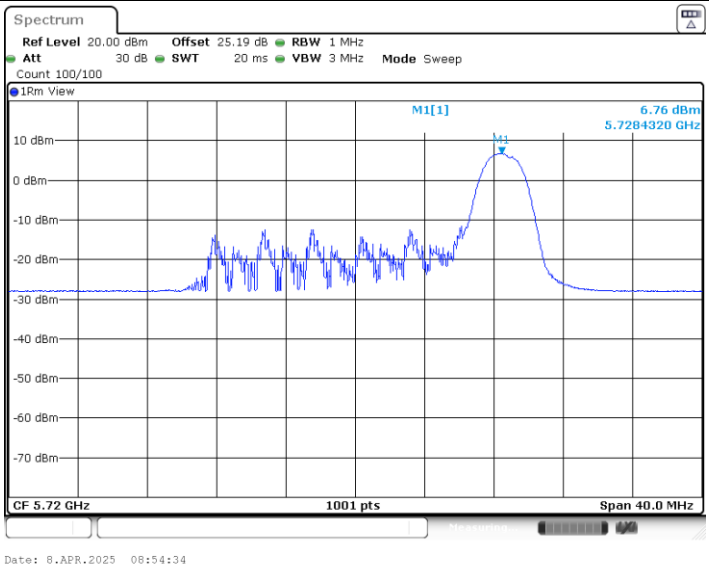

11AX20SISO_Ant5_5720_52Tone_RU40

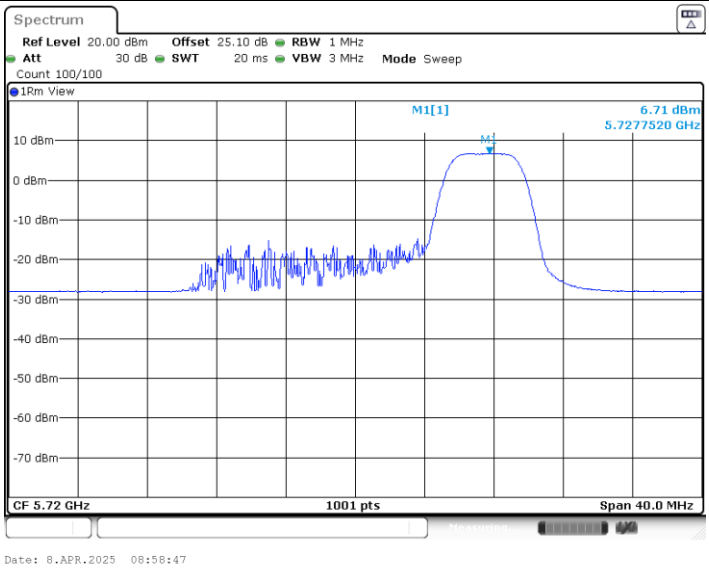

11AX20SISO_Ant5_5720_106Tone_RU54

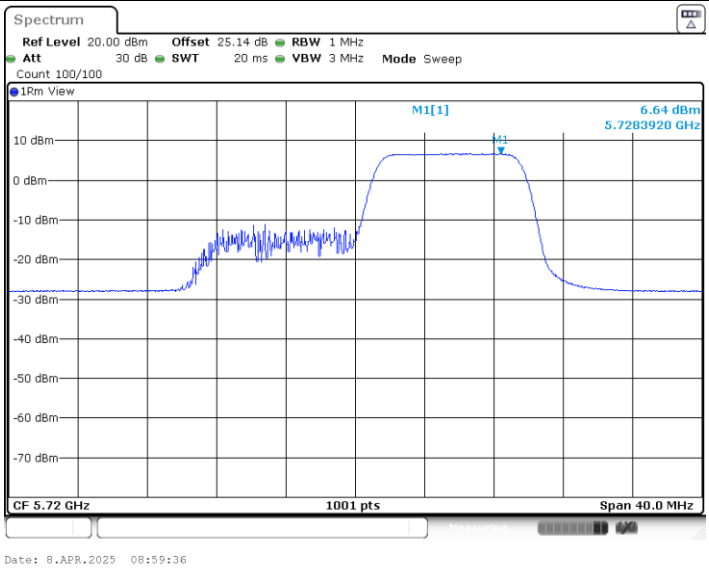

11AX20SISO_Ant5_5745_26Tone_RU0

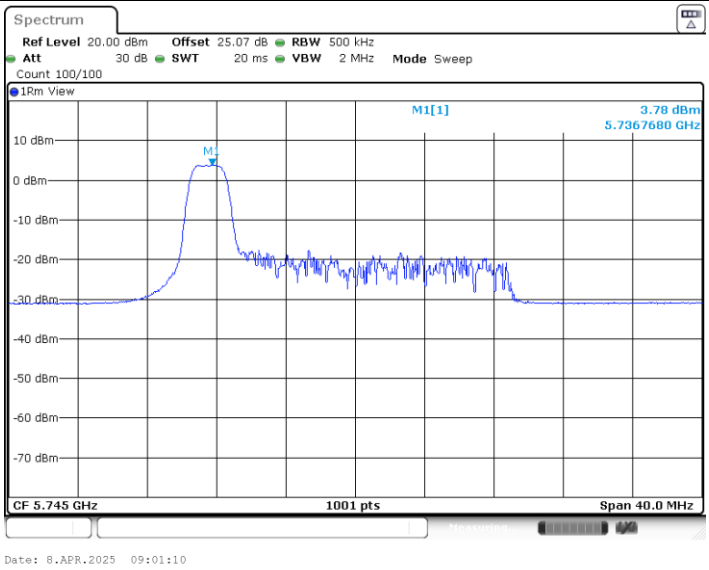

11AX20SISO_Ant5_5745_52Tone_RU37

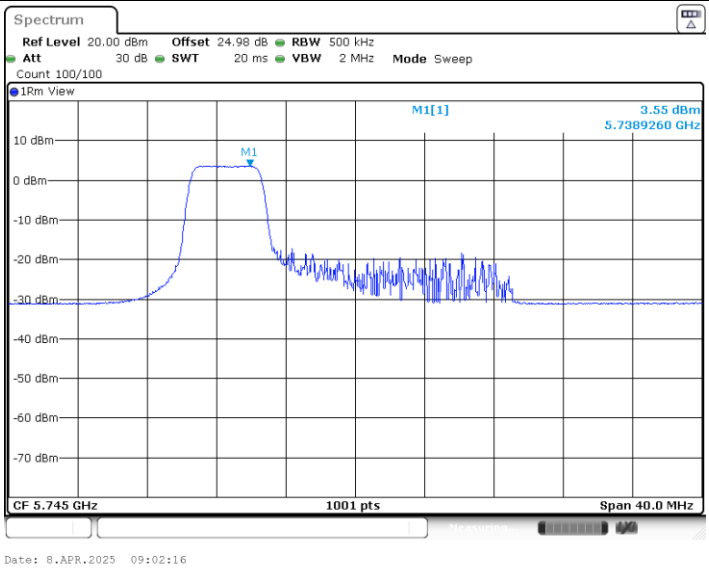

11AX20SISO_Ant5_5745_106Tone_RU53

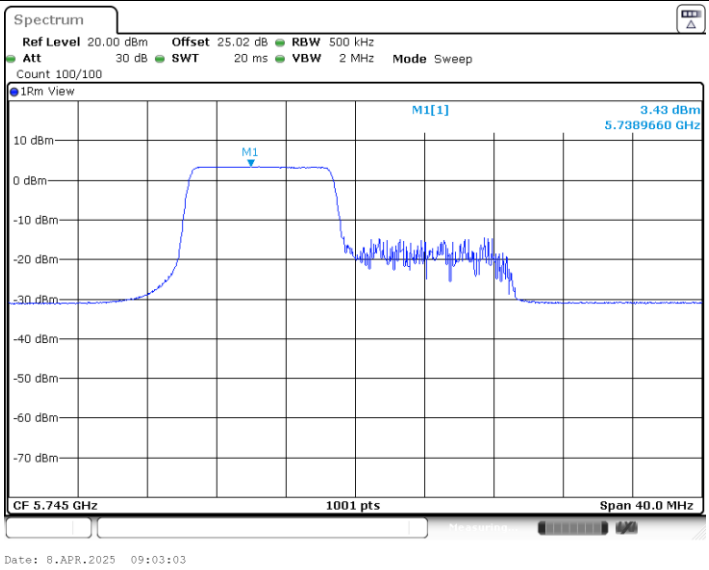

11AX20SISO_Ant5_5785_26Tone_RU0

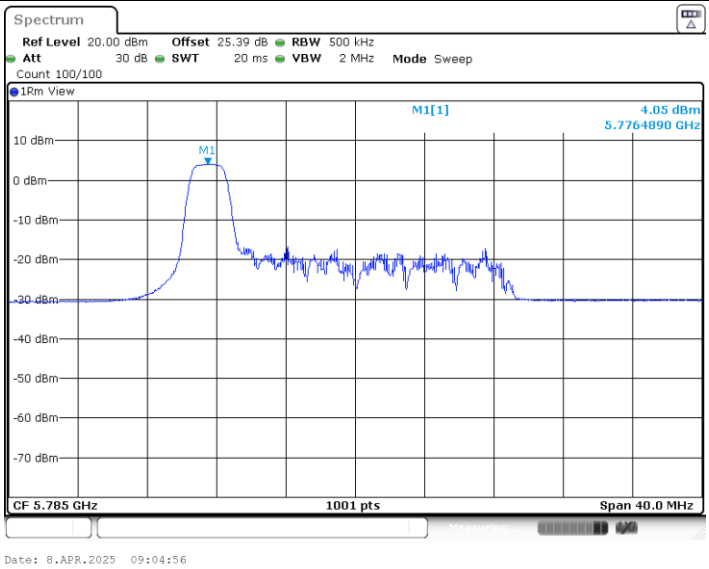

11AX20SISO_Ant5_5785_52Tone_RU37

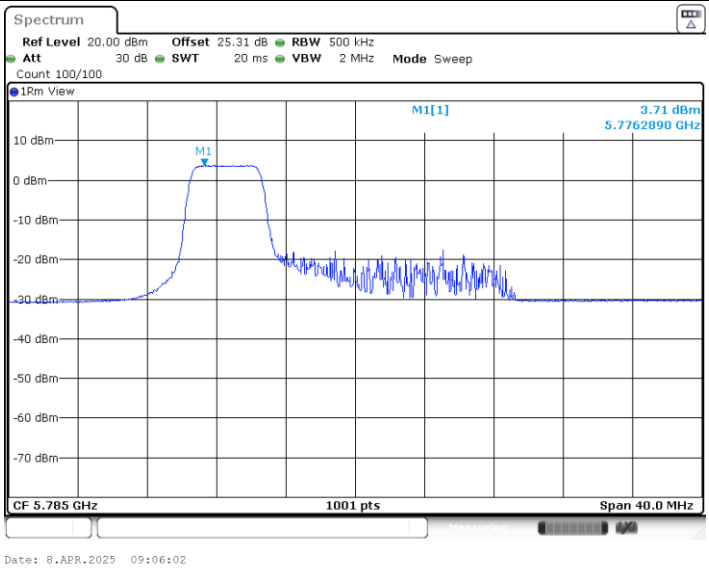

11AX20SISO_Ant5_5785_106Tone_RU53

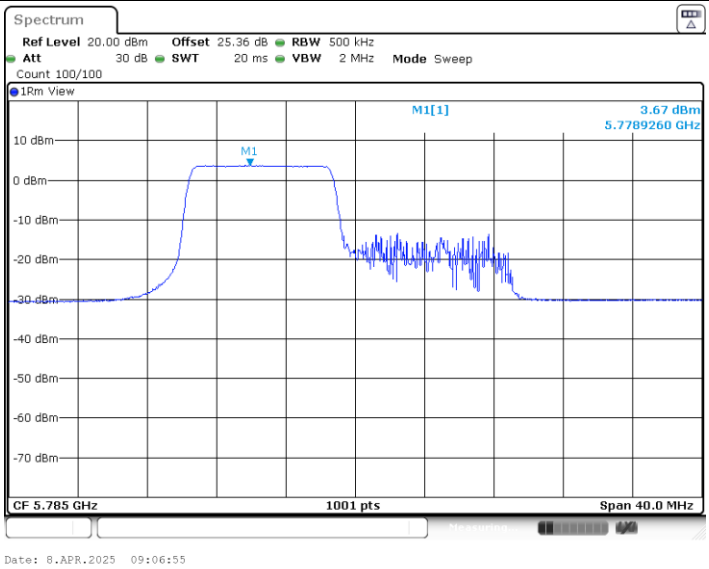

11AX20SISO_Ant5_5825_26Tone_RU8

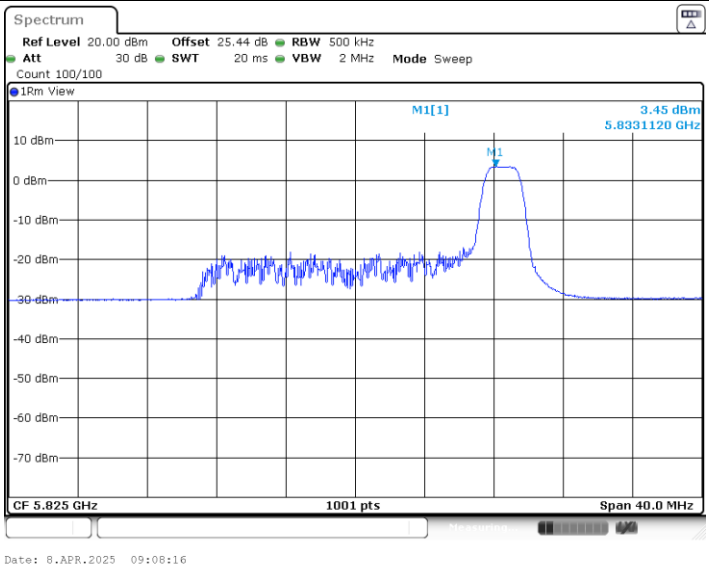

11AX20SISO_Ant5_5825_52Tone_RU40

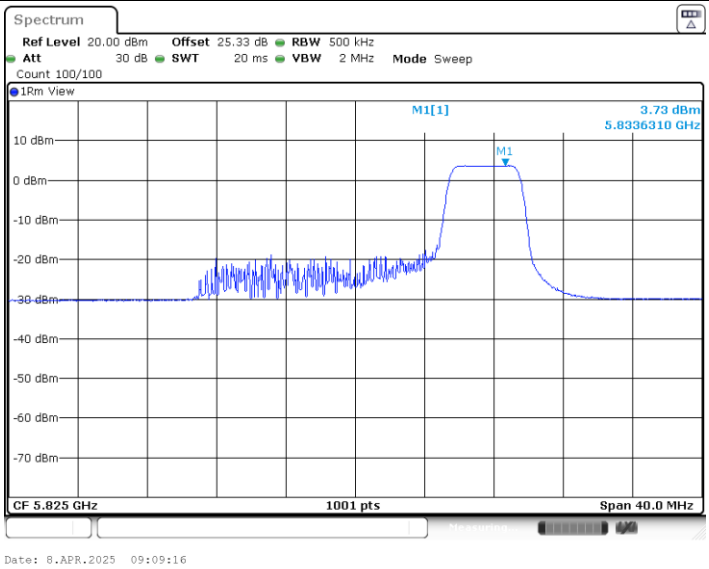

11AX20SISO_Ant5_5825_106Tone_RU54

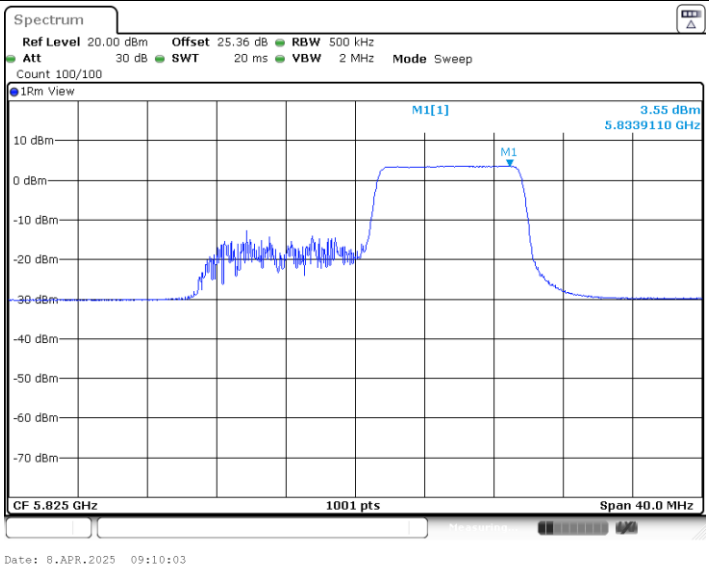

Appendix B. AC Conducted Emission Test Results

Test Engineer :	XuRuibin	**Temperature :**	22~24℃
		Relative Humidity :	44~50%
Test Voltage :	120Vac / 60Hz	**Phase :**	Line
Remark :	All emissions not reported here are more than 10 dB below the prescribed limit.		

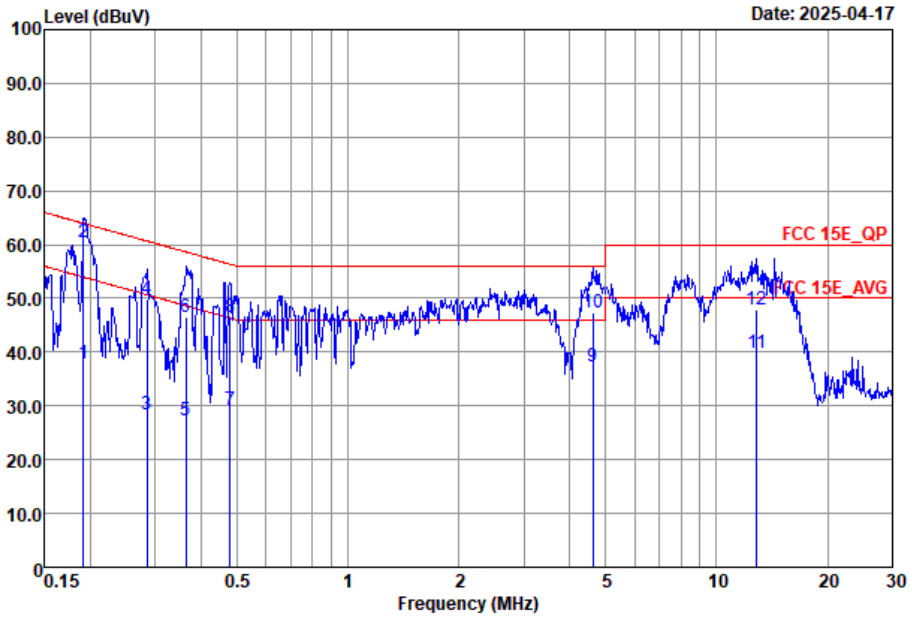

Site : CO02-SZ
Condition : FCC 15E_QP LISN_2025-L LINE

		Freq MHz	Level dBuV	Over Limit dB	Limit Line dBuV	Read Level dBuV	LISN Factor dB	Cable Loss dB	Remark
1		0.19	37.78	-16.20	53.98	17.90	9.70	10.18	Average
2	*	0.19	60.58	-3.40	63.98	40.70	9.70	10.18	QP
3		0.28	28.35	-22.33	50.68	8.40	9.75	10.20	Average
4		0.28	49.95	-10.73	60.68	30.00	9.75	10.20	QP
5		0.36	27.34	-21.31	48.65	7.40	9.72	10.22	Average
6		0.36	46.44	-12.21	58.65	26.50	9.72	10.22	QP
7		0.48	29.12	-17.24	46.36	9.19	9.69	10.24	Average
8		0.48	46.52	-9.84	56.36	26.59	9.69	10.24	QP
9		4.62	37.32	-8.68	46.00	17.39	9.66	10.27	Average
10		4.62	47.32	-8.68	56.00	27.39	9.66	10.27	QP
11		12.85	39.78	-10.22	50.00	19.91	9.64	10.23	Average
12		12.85	47.78	-12.22	60.00	27.91	9.64	10.23	QP

Test Engineer :	XuRuibin	**Temperature :**	22~24℃
		Relative Humidity :	44~50%
Test Voltage :	120Vac / 60Hz	**Phase :**	Neutral
Remark :	All emissions not reported here are more than 10 dB below the prescribed limit.		

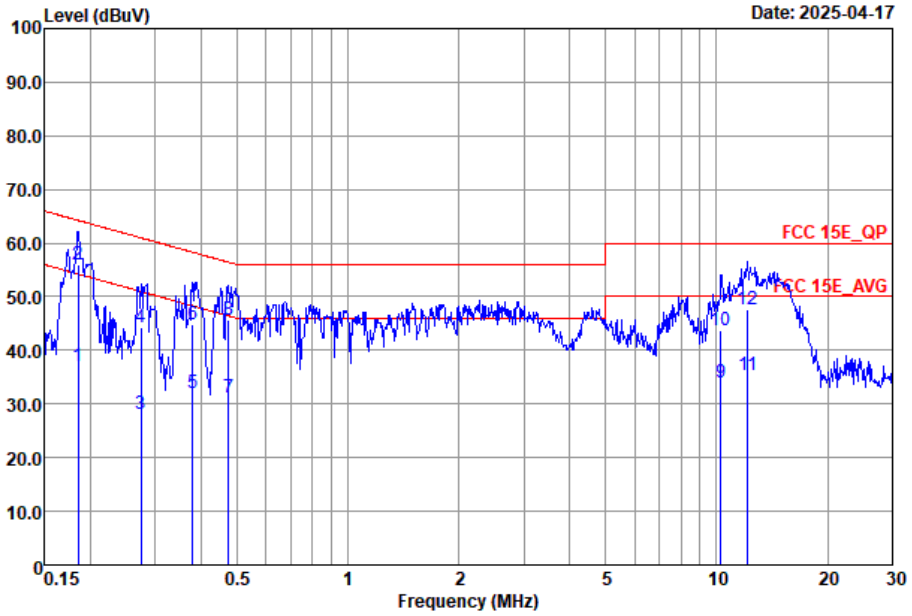

Site : CO02-SZ
Condition : FCC 15E_QP LISN_2025-N NEUTRAL

		Freq	Level	Over Limit	Limit Line	Read Level	LISN Factor	Cable Loss	Remark
		MHz	dBuV	dB	dBuV	dBuV	dB	dB	
1		0.19	37.09	-17.15	54.24	17.10	9.81	10.18	Average
2	*	0.19	55.99	-8.25	64.24	36.00	9.81	10.18	QP
3		0.27	28.21	-22.77	50.98	8.30	9.71	10.20	Average
4		0.27	44.31	-16.67	60.98	24.40	9.71	10.20	QP
5		0.38	32.15	-16.15	48.30	12.20	9.73	10.22	Average
6		0.38	44.85	-13.45	58.30	24.90	9.73	10.22	QP
7		0.47	31.16	-15.29	46.45	10.89	10.03	10.24	Average
8		0.47	45.76	-10.69	56.45	25.49	10.03	10.24	QP
9		10.29	33.91	-16.09	50.00	14.09	9.63	10.19	Average
10		10.29	43.71	-16.29	60.00	23.89	9.63	10.19	QP
11		12.12	35.28	-14.72	50.00	15.40	9.66	10.22	Average
12		12.12	47.68	-12.32	60.00	27.80	9.66	10.22	QP

Note:

1. Level(dBμV) = Read Level(dBμV) + LISN Factor(dB) + Cable Loss(dB)
2. Over Limit(dB) = Level(dBμV) – Limit Line(dBμV)

Appendix C. Radiated Spurious Emission

Test Engineer :	Reid Huang	Relative Humidity :	50%
		Temperature :	20-24℃

Radiated Spurious Emission Test Modes

Mode	Band	Band (GHz)	Antenna	Modulation	Channel	Frequency	Data Rate	RU	Remark
Mode 1	U-NII-1	5.15-5.25	5	802.11a	36	5180	6Mbps	-	-
Mode 2	U-NII-1	5.15-5.25	5	802.11a	44	5220	6Mbps	-	-
Mode 3	U-NII-1	5.15-5.25	5	802.11a	48	5240	6Mbps	-	-
Mode 4	U-NII-2A	5.25-5.35	5	802.11a	52	5260	6Mbps	-	-
Mode 5	U-NII-2A	5.25-5.35	5	802.11a	60	5300	6Mbps	-	-
Mode 6	U-NII-2A	5.25-5.35	5	802.11a	64	5320	6Mbps	-	-
Mode 7	U-NII-2C	5.47-5.725	5	802.11a	100	5500	6Mbps	-	-
Mode 8	U-NII-2C	5.47-5.725	5	802.11a	116	5580	6Mbps	-	-
Mode 9	U-NII-2C	5.47-5.725	5	802.11a	140	5700	6Mbps	-	-
Mode 10	U-NII-1	5.15-5.25	5	802.11ax HE20	36	5180	MCS0	Full	-
Mode 11	U-NII-1	5.15-5.25	5	802.11ax HE20	44	5220	MCS0	Full	-
Mode 12	U-NII-1	5.15-5.25	5	802.11ax HE20	48	5240	MCS0	Full	-
Mode 13	U-NII-2A	5.25-5.35	5	802.11ax HE20	52	5260	MCS0	Full	-
Mode 14	U-NII-2A	5.25-5.35	5	802.11ax HE20	60	5300	MCS0	Full	-
Mode 15	U-NII-2A	5.25-5.35	5	802.11ax HE20	64	5320	MCS0	Full	-
Mode 16	U-NII-2C	5.47-5.725	5	802.11ax HE20	100	5500	MCS0	Full	-
Mode 17	U-NII-2C	5.47-5.725	5	802.11ax HE20	116	5580	MCS0	Full	-
Mode 18	U-NII-2C	5.47-5.725	5	802.11ax HE20	140	5700	MCS0	Full	-
Mode 19	U-NII-1	5.15-5.25	5	802.11ax HE20	36	5180	MCS0	Partial RU26/0	-
Mode 20	U-NII-2A	5.15-5.25	5	802.11ax HE20	64	5320	MCS0	Partial RU26/8	-
Mode 21	U-NII-2C	5.15-5.25	5	802.11ax HE20	100	5500	MCS0	Partial RU26/0	-
Mode 22	U-NII-2C	5.25-5.35	5	802.11ax HE20	140	5700	MCS0	Partial RU26/8	-
Mode 23	U-NII-1	5.25-5.35	5	802.11ax HE20	36	5180	MCS0	Partial RU52/37	-
Mode 24	U-NII-2A	5.25-5.35	5	802.11ax HE20	64	5320	MCS0	Partial RU52/40	-
Mode 25	U-NII-2C	5.47-5.725	5	802.11ax HE20	100	5500	MCS0	Partial RU52/37	-
Mode 26	U-NII-2C	5.47-5.725	5	802.11ax HE20	140	5700	MCS0	Partial RU52/40	-
Mode 27	U-NII-1	5.47-5.725	5	802.11ax HE20	36	5180	MCS0	Partial RU106/53	-
Mode 28	U-NII-2A	5.47-5.725	5	802.11ax HE20	64	5320	MCS0	Partial RU106/54	-
Mode 29	U-NII-2C	5.47-5.725	5	802.11ax HE20	100	5500	MCS0	Partial RU106/53	-
Mode 30	U-NII-2C	5.47-5.725	5	802.11ax HE20	140	5700	MCS0	Partial RU106/54	-
Mode 31	U-NII-1	5.15-5.25	5	802.11ax HE40	38	5190	MCS0	Full	-
Mode 32	U-NII-1	5.15-5.25	5	802.11ax HE40	46	5230	MCS0	Full	-
Mode 33	U-NII-2A	5.25-5.35	5	802.11ax HE40	54	5270	MCS0	Full	-
Mode 34	U-NII-2A	5.25-5.35	5	802.11ax HE40	62	5310	MCS0	Full	-
Mode 35	U-NII-2C	5.47-5.725	5	802.11ax HE40	102	5510	MCS0	Full	-
Mode 36	U-NII-2C	5.47-5.725	5	802.11ax HE40	110	5550	MCS0	Full	-

Mode 37	U-NII-2C	5.47-5.725	5	802.11ax HE40	134	5670	MCS0	Full	-
Mode 38	U-NII-1	5.15-5.25	5	802.11ax HE80	42	5210	MCS0	Full	-
Mode 39	U-NII-2A	5.25-5.35	5	802.11ax HE80	58	5290	MCS0	Full	-
Mode 40	U-NII-2C	5.47-5.725	5	802.11ax HE80	106	5530	MCS0	Full	-
Mode 41	U-NII-2C	5.47-5.725	5	802.11ax HE80	122	5610	MCS0	Full	-
Mode 42	U-NII-3	5.725-5.85	5	802.11a	149	5745	6Mbps	-	-
Mode 43	U-NII-3	5.725-5.85	5	802.11a	157	5785	6Mbps	-	-
Mode 44	U-NII-3	5.725-5.85	5	802.11a	165	5825	6Mbps	-	-
Mode 45	U-NII-3	5.725-5.85	5	802.11ax HE20	149	5745	MCS0	Full	-
Mode 46	U-NII-3	5.725-5.85	5	802.11ax HE20	157	5785	MCS0	Full	-
Mode 47	U-NII-3	5.725-5.85	5	802.11ax HE20	165	5825	MCS0	Full	-
Mode 48	U-NII-3	5.725-5.85	5	802.11ax HE40	151	5755	MCS0	Full	-
Mode 49	U-NII-3	5.725-5.85	5	802.11ax HE40	159	5795	MCS0	Full	-
Mode 50	U-NII-3	5.725-5.85	5	802.11ax HE80	155	5775	MCS0	Full	-
Mode 51	U-NII-3	5.725-5.85	5	802.11ax HE20	149	5745	MCS0	Partial RU26/0	-
Mode 52	U-NII-3	5.725-5.85	5	802.11ax HE20	165	5825	MCS0	Partial RU26/8	-
Mode 53	U-NII-3	5.725-5.85	5	802.11ax HE20	149	5745	MCS0	Partial RU52/37	-
Mode 54	U-NII-3	5.725-5.85	5	802.11ax HE20	165	5825	MCS0	Partial RU52/40	-
Mode 55	U-NII-3	5.725-5.85	5	802.11ax HE20	149	5745	MCS0	Partial RU106/53	-
Mode 56	U-NII-3	5.725-5.85	5	802.11ax HE20	165	5825	MCS0	Partial RU106/54	-
Mode 57	U-NII-2C-3	5.47-5.725	5	802.11a	144	5720	6Mbps	-	-
Mode 58	U-NII-2C-3	5.47-5.725	5	802.11ax HE20	144	5720	MCS0	Full	-
Mode 59	U-NII-2C-3	5.47-5.725	5	802.11ax HE40	142	5710	MCS0	Full	-
Mode 60	U-NII-2C-3	5.47-5.725	5	802.11ax HE80	138	5690	MCS0	Full	-
Mode 61	U-NII-2A	5.25-5.35	5	802.11ax HE20_LF	64	5320	MCS0	Full	LF
Mode 62	U-NII-3	5.725-5.85	5	802.11ax HE80_LF	155	5775	MCS0	Full	LF

Summary of each worse mode

Mode	Modulation	Ch.	Freq. (MHz)	Level (dBuV/m)	Limit (dBuV/m)	Margin (dB)	Pol.	Peak Avg.	Result	Remark
1	802.11a	36	5149.58	47.11	54.00	-6.89	H	AVERAGE	Pass	Band Edge
1	802.11a	36	10360.00	46.07	68.30	-22.23	H	Peak	Pass	Harmonic
2	802.11a	44	-	-	-	-	-	-	-	Band Edge
2	802.11a	44	10440.00	46.36	68.30	-21.94	V	Peak	Pass	Harmonic
3	802.11a	48	-	-	-	-	-	-	-	Band Edge
3	802.11a	48	10480.00	45.71	68.30	-22.59	V	Peak	Pass	Harmonic
4	802.11a	52	-	-	-	-	-	-	-	Band Edge
4	802.11a	52	10520.00	46.87	68.30	-21.43	V	Peak	Pass	Harmonic
5	802.11a	60	-	-	-	-	-	-	-	Band Edge
5	802.11a	60	15900.00	48.73	74.00	-25.27	H	Peak	Pass	Harmonic
6	802.11a	64	5350.10	50.15	54.00	-3.85	H	AVERAGE	Pass	Band Edge
6	802.11a	64	15960.00	47.92	74.00	-26.08	V	Peak	Pass	Harmonic
7	802.11a	100	5469.70	63.23	68.30	-5.07	H	PEAK	Pass	Band Edge
7	802.11a	100	16500.00	48.91	68.30	-19.39	V	Peak	Pass	Harmonic
8	802.11a	116	-	-	-	-	-	-	-	Band Edge
8	802.11a	116	16740.00	47.93	68.30	-20.37	V	Peak	Pass	Harmonic
9	802.11a	140	5725.35	64.71	68.30	-3.59	H	PEAK	Pass	Band Edge
9	802.11a	140	17100.00	48.33	68.30	-19.97	V	Peak	Pass	Harmonic
10	802.11ax HE20	36	5149.76	49.75	54.00	-4.25	H	AVERAGE	Pass	Band Edge
10	802.11ax HE20	36	10360.00	45.93	68.30	-22.37	H	Peak	Pass	Harmonic
11	802.11ax HE20	44	-	-	-	-	-	-	-	Band Edge
11	802.11ax HE20	44	10440.00	45.24	68.30	-23.06	H	Peak	Pass	Harmonic
12	802.11ax HE20	48	-	-	-	-	-	-	-	Band Edge
12	802.11ax HE20	48	10480.00	46.77	68.30	-21.53	H	Peak	Pass	Harmonic
13	802.11ax HE20	52	-	-	-	-	-	-	-	Band Edge
13	802.11ax HE20	52	10520.00	45.74	68.30	-22.56	V	Peak	Pass	Harmonic
14	802.11ax HE20	60	-	-	-	-	-	-	-	Band Edge
14	802.11ax HE20	60	15900.00	47.95	74.00	-26.05	V	Peak	Pass	Harmonic
15	802.11ax HE20	64	5350.24	50.77	54.00	-3.23	H	AVERAGE	Pass	Band Edge
15	802.11ax HE20	64	10640.00	48.38	74.00	-25.62	V	Peak	Pass	Harmonic
16	802.11ax HE20	100	5467.60	64.37	68.30	-3.93	H	PEAK	Pass	Band Edge
16	802.11ax HE20	100	16500.00	45.66	68.30	-22.64	H	Peak	Pass	Harmonic
17	802.11ax HE20	116	-	-	-	-	-	-	-	Band Edge
17	802.11ax HE20	116	16740.00	49.11	68.30	-19.19	V	Peak	Pass	Harmonic
18	802.11ax HE20	140	5727.89	64.59	68.30	-3.71	H	PEAK	Pass	Band Edge
18	802.11ax HE20	140	17100.00	47.99	68.30	-20.31	V	Peak	Pass	Harmonic
19	802.11ax HE20	36	5137.88	39.42	54.00	-14.58	H	AVERAGE	Pass	Band Edge
19	802.11ax HE20	36	-	-	-	-	-	-	-	Harmonic
20	802.11ax HE20	64	5362.14	39.26	54.00	-14.74	H	AVERAGE	Pass	Band Edge
20	802.11ax HE20	64	-	-	-	-	-	-	-	Harmonic
21	802.11ax HE20	100	5456.95	39.49	54.00	-14.51	H	AVERAGE	Pass	Band Edge
21	802.11ax HE20	100	-	-	-	-	-	-	-	Harmonic

22	802.11ax HE20	140	5754.08	50.86	68.30	-17.44	V	PEAK	Pass	Band Edge
22	802.11ax HE20	140	-	-	-	-	-	-	-	Harmonic
23	802.11ax HE20	36	5141.12	39.73	54.00	-14.27	H	AVERAGE	Pass	Band Edge
23	802.11ax HE20	36	-	-	-	-	-	-	-	Harmonic
24	802.11ax HE20	64	5356.40	40.24	54.00	-13.76	H	AVERAGE	Pass	Band Edge
24	802.11ax HE20	64	-	-	-	-	-	-	-	Harmonic
25	802.11ax HE20	100	5459.65	39.86	54.00	-14.14	H	AVERAGE	Pass	Band Edge
25	802.11ax HE20	100	-	-	-	-	-	-	-	Harmonic
26	802.11ax HE20	140	5739.91	50.38	68.30	-17.92	H	PEAK	Pass	Band Edge
26	802.11ax HE20	140	-	-	-	-	-	-	-	Harmonic
27	802.11ax HE20	36	5149.22	42.91	54.00	-11.09	H	AVERAGE	Pass	Band Edge
27	802.11ax HE20	36	-	-	-	-	-	-	-	Harmonic
28	802.11ax HE20	64	5350.10	43.98	54.00	-10.02	H	AVERAGE	Pass	Band Edge
28	802.11ax HE20	64	-	-	-	-	-	-	-	Harmonic
29	802.11ax HE20	100	5456.95	40.69	54.00	-13.31	H	AVERAGE	Pass	Band Edge
29	802.11ax HE20	100	-	-	-	-	-	-	-	Harmonic
30	802.11ax HE20	140	5725.09	53.30	68.30	-15.00	V	PEAK	Pass	Band Edge
30	802.11ax HE20	140	-	-	-	-	-	-	-	Harmonic
31	802.11ax HE40	38	5149.53	50.47	54.00	-3.53	H	AVERAGE	Pass	Band Edge
31	802.11ax HE40	38	10380.00	47.35	68.30	-20.95	V	Peak	Pass	Harmonic
32	802.11ax HE40	46	5148.81	41.04	54.00	-12.96	H	AVERAGE	Pass	Band Edge
32	802.11ax HE40	46	10460.00	46.63	68.30	-21.67	H	Peak	Pass	Harmonic
33	802.11ax HE40	54	5350.94	43.75	54.00	-10.25	H	AVERAGE	Pass	Band Edge
33	802.11ax HE40	54	10540.00	46.26	68.30	-22.04	H	Peak	Pass	Harmonic
34	802.11ax HE40	62	5350.80	48.77	54.00	-5.23	H	AVERAGE	Pass	Band Edge
34	802.11ax HE40	62	15930.00	49.33	74.00	-24.67	H	Peak	Pass	Harmonic
35	802.11ax HE40	102	5469.04	63.05	68.30	-5.25	H	PEAK	Pass	Band Edge
35	802.11ax HE40	102	16530.00	49.40	68.30	-18.90	V	Peak	Pass	Harmonic
36	802.11ax HE40	110	5458.60	41.34	54.00	-12.66	H	AVERAGE	Pass	Band Edge
36	802.11ax HE40	110	16650.00	49.01	68.30	-19.29	V	Peak	Pass	Harmonic
37	802.11ax HE40	134	5728.81	61.80	68.30	-6.50	H	PEAK	Pass	Band Edge
37	802.11ax HE40	134	17010.00	47.86	68.30	-20.44	V	Peak	Pass	Harmonic
38	802.11ax HE80	42	5137.55	50.75	54.00	-3.25	H	AVERAGE	Pass	Band Edge
38	802.11ax HE80	42	10420.00	46.57	68.30	-21.73	H	Peak	Pass	Harmonic
39	802.11ax HE80	58	5350.86	49.72	54.00	-4.28	H	AVERAGE	Pass	Band Edge
39	802.11ax HE80	58	10580.00	46.28	68.30	-22.02	H	Peak	Pass	Harmonic
40	802.11ax HE80	106	5459.44	50.05	54.00	-3.95	H	AVERAGE	Pass	Band Edge
40	802.11ax HE80	106	16590.00	49.99	68.30	-18.31	H	Peak	Pass	Harmonic
41	802.11ax HE80	122	5459.72	42.26	54.00	-11.74	H	AVERAGE	Pass	Band Edge
41	802.11ax HE80	122	16830.00	48.49	68.30	-19.81	H	Peak	Pass	Harmonic
42	802.11a	149	5630.02	50.49	68.30	-17.81	H	PEAK	Pass	Band Edge
42	802.11a	149	17235.00	48.97	68.30	-19.33	V	Peak	Pass	Harmonic
43	802.11a	157	-	-	-	-	-	-	-	Band Edge
43	802.11a	157	17355.00	48.79	68.30	-19.51	V	Peak	Pass	Harmonic
44	802.11a	165	5941.13	50.63	68.30	-17.67	H	PEAK	Pass	Band Edge
44	802.11a	165	17475.00	48.99	68.30	-19.31	V	Peak	Pass	Harmonic
45	802.11ax HE20	149	5622.48	50.99	68.30	-17.31	H	PEAK	Pass	Band Edge

45	802.11ax HE20	149	17235.00	48.74	68.30	-19.56	H	Peak	Pass	Harmonic
46	802.11ax HE20	157	-	-	-	-	-	-	-	Band Edge
46	802.11ax HE20	157	17355.00	49.31	68.30	-18.99	H	Peak	Pass	Harmonic
47	802.11ax HE20	165	5927.25	49.61	68.30	-18.69	H	PEAK	Pass	Band Edge
47	802.11ax HE20	165	17475.00	49.04	68.30	-19.26	V	Peak	Pass	Harmonic
48	802.11ax HE40	151	5606.05	50.26	68.30	-18.04	H	PEAK	Pass	Band Edge
48	802.11ax HE40	151	17265.00	49.63	68.30	-18.67	H	Peak	Pass	Harmonic
49	802.11ax HE40	159	5946.90	50.31	68.30	-17.99	V	PEAK	Pass	Band Edge
49	802.11ax HE40	159	17385.00	48.71	68.30	-19.59	V	Peak	Pass	Harmonic
50	802.11ax HE80	155	5640.95	55.48	68.30	-12.82	H	PEAK	Pass	Band Edge
50	802.11ax HE80	155	17325.00	49.64	68.30	-18.66	H	Peak	Pass	Harmonic
51	802.11ax HE20	149	5615.08	49.57	68.30	-18.73	H	PEAK	Pass	Band Edge
51	802.11ax HE20	149	-	-	-	-	-	-	-	Harmonic
52	802.11ax HE20	165	5935.00	49.48	68.30	-18.82	V	PEAK	Pass	Band Edge
52	802.11ax HE20	165	-	-	-	-	-	-	-	Harmonic
53	802.11ax HE20	149	5619.72	49.46	68.30	-18.84	H	PEAK	Pass	Band Edge
53	802.11ax HE20	149	-	-	-	-	-	-	-	Harmonic
54	802.11ax HE20	165	5937.88	49.93	68.30	-18.37	H	PEAK	Pass	Band Edge
54	802.11ax HE20	165	-	-	-	-	-	-	-	Harmonic
55	802.11ax HE20	149	5629.58	50.05	68.30	-18.25	H	PEAK	Pass	Band Edge
55	802.11ax HE20	149	-	-	-	-	-	-	-	Harmonic
56	802.11ax HE20	165	5938.88	50.44	68.30	-17.86	H	PEAK	Pass	Band Edge
56	802.11ax HE20	165	-	-	-	-	-	-	-	Harmonic
57	802.11a	144	-	-	-	-	-	-	-	Band Edge
57	802.11a	144	17160.00	49.47	68.30	-18.83	V	Peak	Pass	Harmonic
58	802.11ax HE20	144	-	-	-	-	-	-	-	Band Edge
58	802.11ax HE20	144	17160.00	49.03	68.30	-19.27	H	Peak	Pass	Harmonic
59	802.11ax HE40	142	-	-	-	-	-	-	-	Band Edge
59	802.11ax HE40	142	17130.00	49.30	68.30	-19.00	H	Peak	Pass	Harmonic
60	802.11ax HE80	138	-	-	-	-	-	-	-	Band Edge
60	802.11ax HE80	138	17070.00	49.50	68.30	-18.80	V	Peak	Pass	Harmonic
61	802.11ax HE20_LF	64	34.85	25.73	40.00	-14.27	V	Peak	Pass	LF
62	802.11ax HE80_LF	155	49.40	26.18	40.00	-13.82	V	Peak	Pass	LF

Mode	1	
	Band Edge	
	U-NII-1_5.15-5.25_802.11a_CH36_5180MHz	
ANT	5	
Pol.	Horizontal	Fundamental
Peak	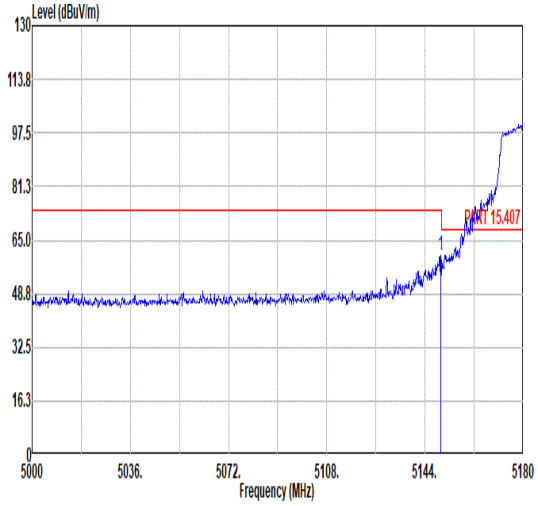 Freq Level Limit Line Margin Read Level Ant Factor Cable Loss Preamp Factor APos TPos Remark MHz dBuV/m dBuV/m dB dBuV dB/m dB dB cm deg 1 5149.76 60.38 74.00 -13.62 51.21 33.99 7.92 32.74 100 66 PEAK	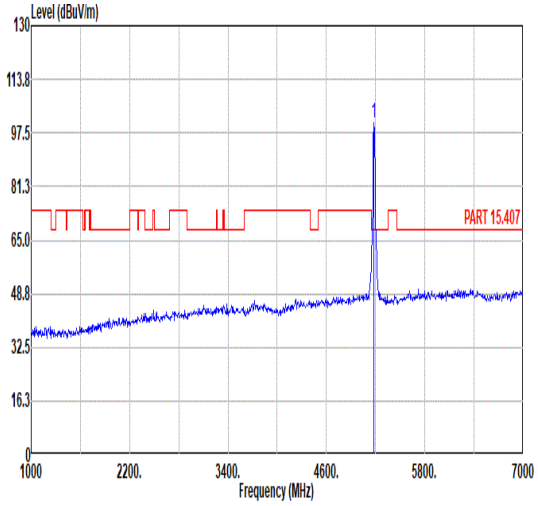 Freq Level Limit Line Margin Read Level Ant Factor Cable Loss Preamp Factor APos TPos Remark MHz dBuV/m dBuV/m dB dBuV dB/m dB dB cm deg 1 5180.00 100.48 ------ ------ 91.26 34.01 7.94 32.73 100 66 PEAK
Avg	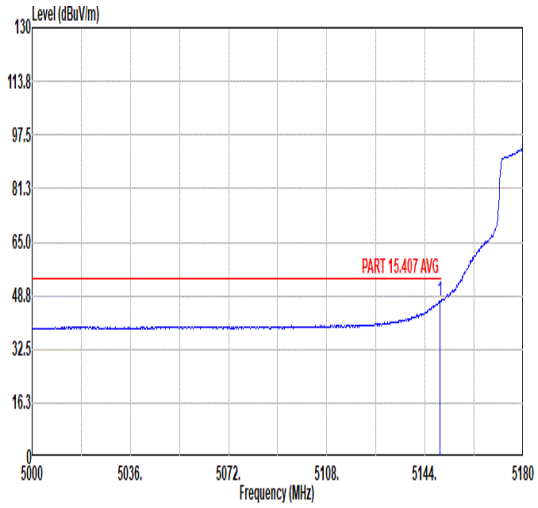 Freq Level Limit Line Margin Read Level Ant Factor Cable Loss Preamp Factor APos TPos Remark MHz dBuV/m dBuV/m dB dBuV dB/m dB dB cm deg 1 5149.58 47.11 54.00 -6.89 37.94 33.99 7.92 32.74 100 66 AVERAGE	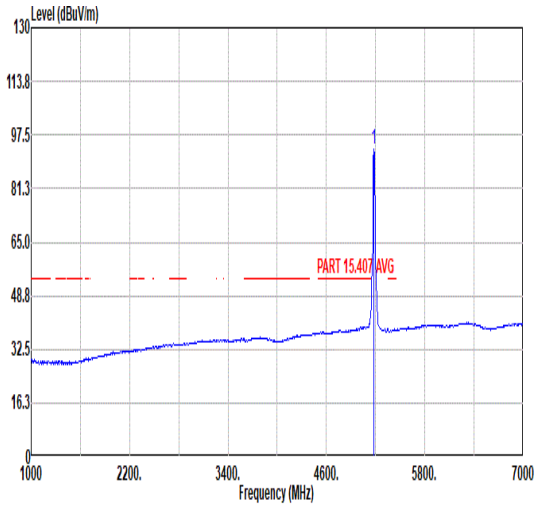 Freq Level Limit Line Margin Read Level Ant Factor Cable Loss Preamp Factor APos TPos Remark MHz dBuV/m dBuV/m dB dBuV dB/m dB dB cm deg 1 5180.00 93.01 ------ ------ 83.79 34.01 7.94 32.73 100 66 AVERAGE

Mode	1	
	Band Edge	
	U-NII-1_5.15-5.25_802.11a_CH36_5180MHz	
ANT	5	
Pol.	Vertical	Fundamental
Peak	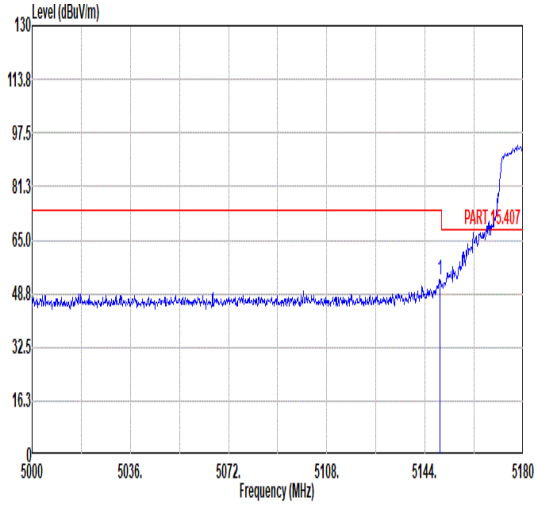 Freq Level Limit Line Margin Read Level Ant Factor Cable Loss Preamp Factor APos TPos Remark MHz dBuV/m dBuV/m dB dBuV dB/m dB dB cm deg 1 5149.40 52.99 74.00 -21.01 43.82 33.99 7.92 32.74 100 268 PEAK	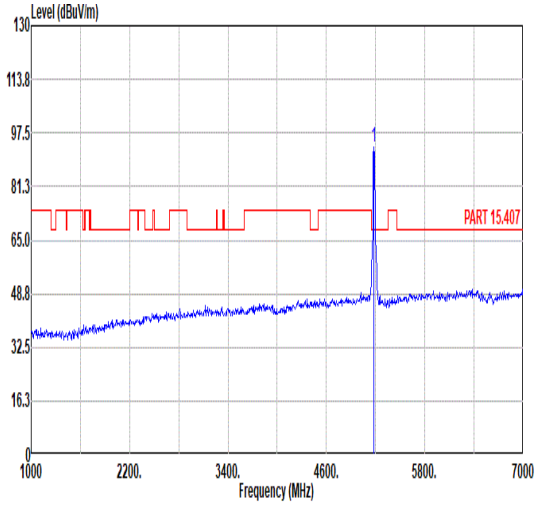 Freq Level Limit Line Margin Read Level Ant Factor Cable Loss Preamp Factor APos TPos Remark MHz dBuV/m dBuV/m dB dBuV dB/m dB dB cm deg 1 5180.00 93.16 ------ ------ 83.94 34.01 7.94 32.73 100 268 PEAK
Avg	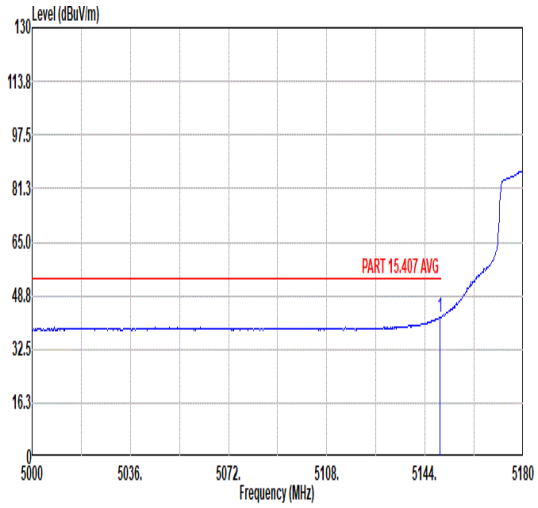 Freq Level Limit Line Margin Read Level Ant Factor Cable Loss Preamp Factor APos TPos Remark MHz dBuV/m dBuV/m dB dBuV dB/m dB dB cm deg 1 5149.40 42.35 54.00 -11.65 33.18 33.99 7.92 32.74 100 268 AVERAGE	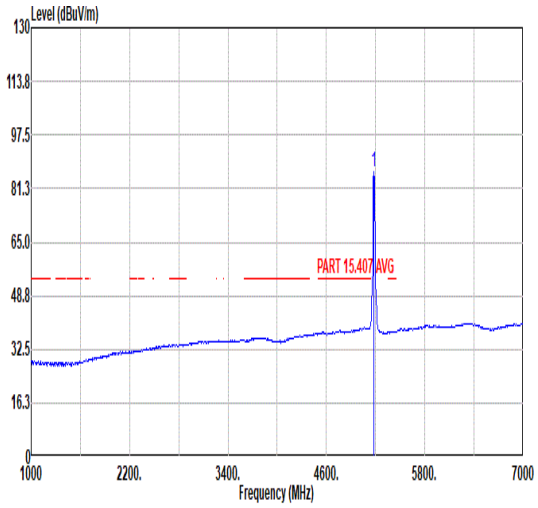 Freq Level Limit Line Margin Read Level Ant Factor Cable Loss Preamp Factor APos TPos Remark MHz dBuV/m dBuV/m dB dBuV dB/m dB dB cm deg 1 5180.00 86.30 ------ ------ 77.08 34.01 7.94 32.73 100 268 AVERAGE

Mode	1	
	Harmonic	
	U-NII-1_5.15-5.25_802.11a_CH36_5180MHz	
ANT	5	
Pol.	Horizontal	Vertical
Peak Avg	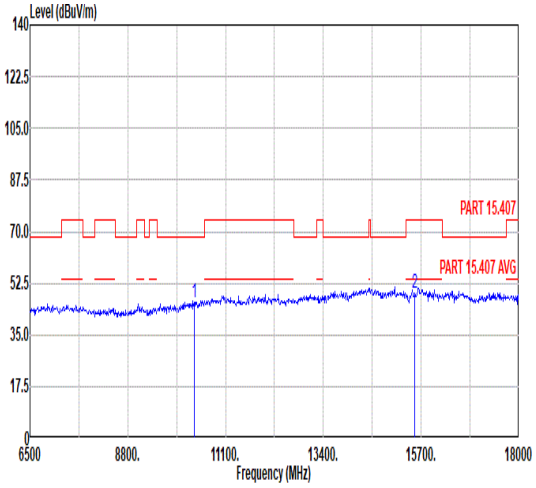 Freq Level Limit Line Margin Read Level Ant Factor Cable Loss Preamp Factor APos TPos Remark MHz dBuV/m dBuV/m dB dBuV dB/m dB dB cm deg 1 10360.00 46.07 68.30 -22.23 57.18 37.16 10.73 59.00 -- -- Peak 2 15540.00 49.20 74.00 -24.80 56.00 39.42 12.72 58.94 -- -- Peak	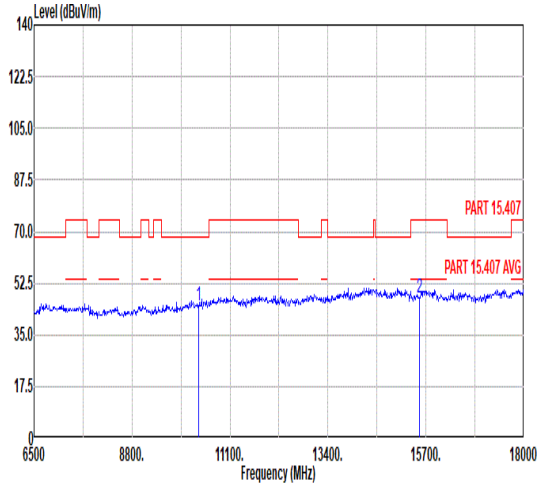 Freq Level Limit Line Margin Read Level Ant Factor Cable Loss Preamp Factor APos TPos Remark MHz dBuV/m dBuV/m dB dBuV dB/m dB dB cm deg 1 10360.00 45.12 68.30 -23.18 56.23 37.16 10.73 59.00 -- -- Peak 2 15540.00 47.78 74.00 -26.22 54.58 39.42 12.72 58.94 -- -- Peak

Mode	2	
	Harmonic	
	U-NII-1_5.15-5.25_802.11a_CH44_5220MHz	
ANT	5	
Pol.	Horizontal	Vertical
Peak Avg	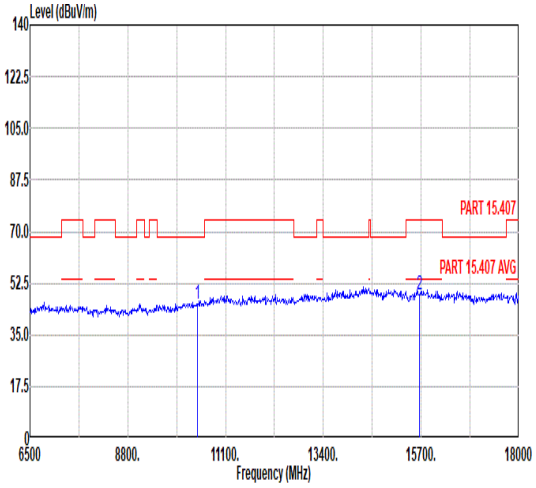 Freq Level Limit Line Margin Read Level Ant Factor Cable Loss Preamp Factor APos TPos Remark MHz dBuV/m dBuV/m dB dBuV dB/m dB dB cm deg 1 10440.00 45.18 68.30 -23.12 55.95 37.35 10.79 58.91 -- -- Peak 2 15660.00 48.53 74.00 -25.47 55.41 39.46 12.72 59.06 -- -- Peak	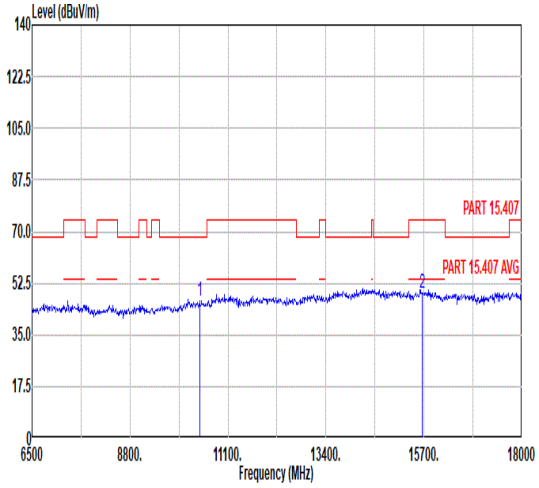 Freq Level Limit Line Margin Read Level Ant Factor Cable Loss Preamp Factor APos TPos Remark MHz dBuV/m dBuV/m dB dBuV dB/m dB dB cm deg 1 10440.00 46.36 68.30 -21.94 57.13 37.35 10.79 58.91 -- -- Peak 2 15660.00 49.06 74.00 -24.94 55.94 39.46 12.72 59.06 -- -- Peak

Mode	3	
	Harmonic	
	U-NII-1_5.15-5.25_802.11a_CH48_5240MHz	
ANT	5	
Pol.	Horizontal	Vertical
Peak Avg	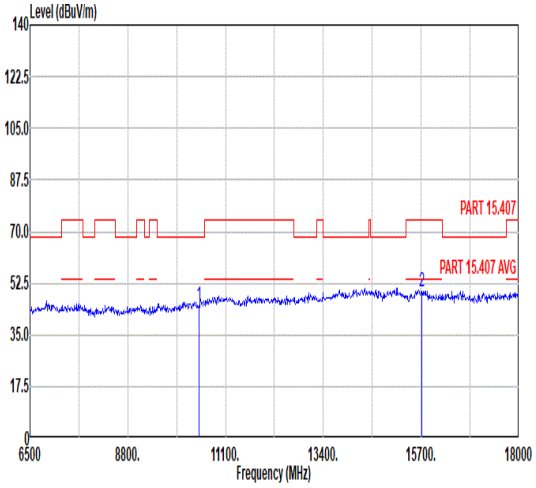 Freq Level Limit Line Margin Read Level Ant Factor Cable Loss Preamp Factor APos TPos Remark MHz dBuV/m dBuV/m dB dBuV dB/m dB dB cm deg 1 10480.00 45.10 68.30 -23.20 55.70 37.45 10.82 58.87 -- -- Peak 2 15720.00 49.67 74.00 -24.33 56.59 39.49 12.71 59.12 -- -- Peak	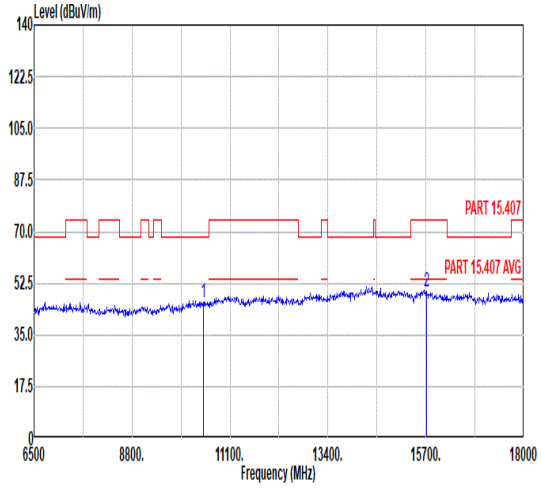 Freq Level Limit Line Margin Read Level Ant Factor Cable Loss Preamp Factor APos TPos Remark MHz dBuV/m dBuV/m dB dBuV dB/m dB dB cm deg 1 10480.00 45.71 68.30 -22.59 56.31 37.45 10.82 58.87 -- -- Peak 2 15720.00 49.42 74.00 -24.58 56.34 39.49 12.71 59.12 -- -- Peak

Mode	4	
	Harmonic	
	U-NII-2A_5.25-5.35_802.11a_CH52_5260MHz	
ANT	5	
Pol.	Horizontal	Vertical
Peak Avg	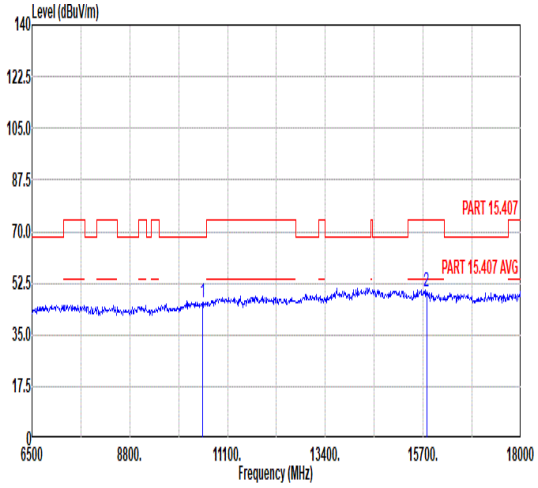 Freq Level Limit Line Margin Read Level Ant Factor Cable Loss Preamp Factor APos TPos Remark MHz dBuV/m dBuV/m dB dBuV dB/m dB dB cm deg 1 10520.00 46.08 68.30 -22.22 56.52 37.53 10.85 58.82 -- -- Peak 2 15780.00 49.41 74.00 -24.59 56.37 39.51 12.71 59.18 -- -- Peak	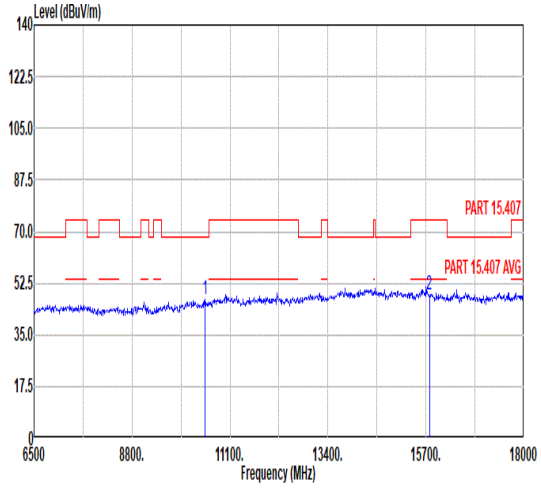 Freq Level Limit Line Margin Read Level Ant Factor Cable Loss Preamp Factor APos TPos Remark MHz dBuV/m dBuV/m dB dBuV dB/m dB dB cm deg 1 10520.00 46.87 68.30 -21.43 57.31 37.53 10.85 58.82 -- -- Peak 2 15780.00 48.54 74.00 -25.46 55.50 39.51 12.71 59.18 -- -- Peak

Mode	5	
	Harmonic	
	U-NII-2A_5.25-5.35_802.11a_CH60_5300MHz	
ANT	5	
Pol.	Horizontal	Vertical
Peak Avg	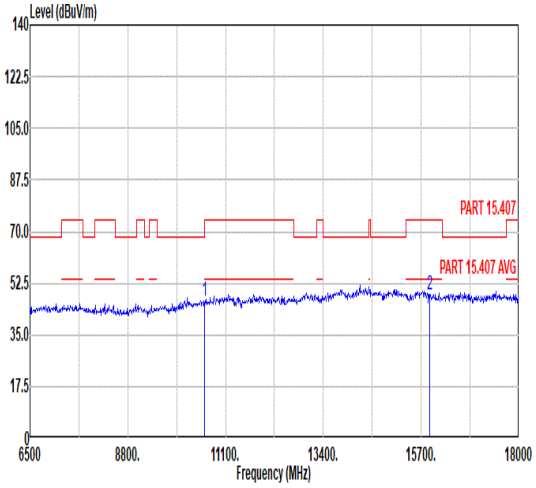 Freq Level Limit Line Margin Read Level Ant Factor Cable Loss Preamp Factor APos TPos Remark MHz dBuV/m dBuV/m dB dBuV dB/m dB dB cm deg 1 10600.00 46.33 74.00 -27.67 56.45 37.70 10.91 58.73 -- -- Peak 2 15900.00 48.73 74.00 -25.27 55.76 39.56 12.71 59.30 -- -- Peak	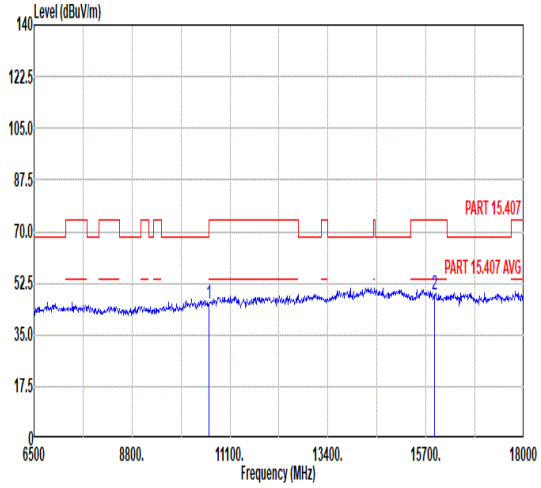 Freq Level Limit Line Margin Read Level Ant Factor Cable Loss Preamp Factor APos TPos Remark MHz dBuV/m dBuV/m dB dBuV dB/m dB dB cm deg 1 10600.00 45.51 74.00 -28.49 55.63 37.70 10.91 58.73 -- -- Peak 2 15900.00 48.69 74.00 -25.31 55.72 39.56 12.71 59.30 -- -- Peak

Mode	6	
	Band Edge	
	U-NII-2A_5.25-5.35_802.11a_CH64_5320MHz	
ANT	5	
Pol.	Horizontal	Fundamental
Peak	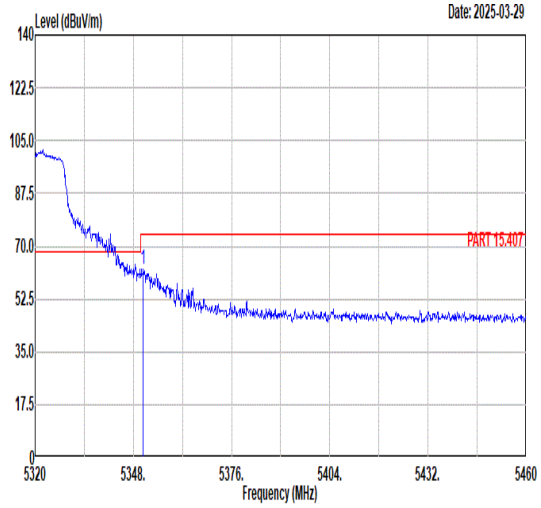 Freq Level Limit Line Margin Read Level Ant Factor Cable Loss Preamp Factor APos TPos Remark MHz dBuV/m dBuV/m dB dBuV dB/m dB dB cm deg 1 5350.80 62.40 74.00 -11.60 52.62 34.11 8.33 32.66 102 65 PEAK	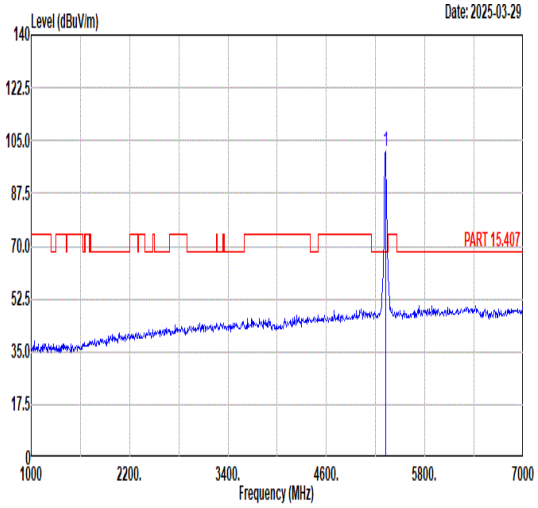 Freq Level Limit Line Margin Read Level Ant Factor Cable Loss Preamp Factor APos TPos Remark MHz dBuV/m dBuV/m dB dBuV dB/m dB dB cm deg 1 5320.00 101.53 ------ ------ 91.86 34.09 8.25 32.67 102 65 PEAK
Avg	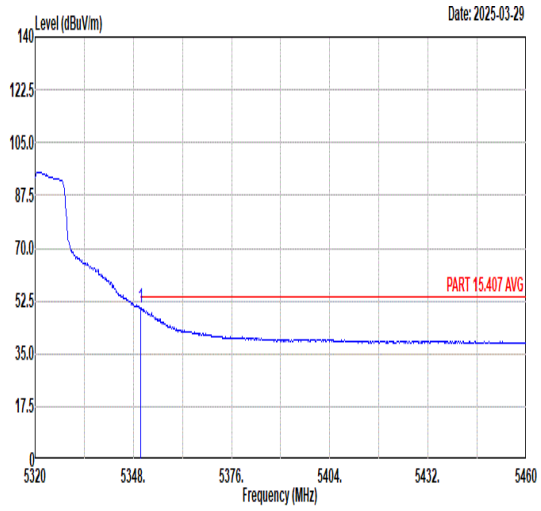 Freq Level Limit Line Margin Read Level Ant Factor Cable Loss Preamp Factor APos TPos Remark MHz dBuV/m dBuV/m dB dBuV dB/m dB dB cm deg 1 5350.10 50.15 54.00 -3.85 40.37 34.11 8.33 32.66 102 65 AVERAGE	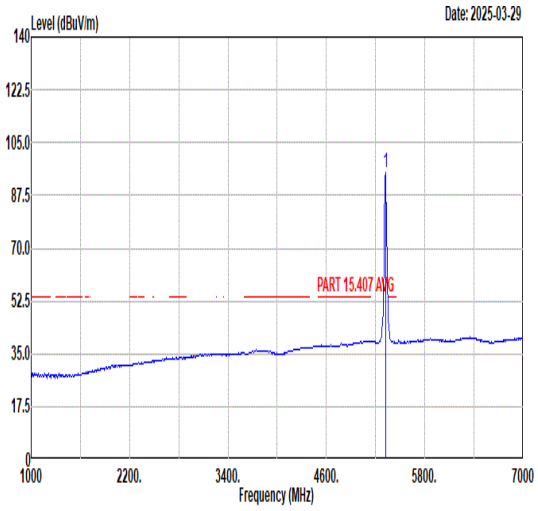 Freq Level Limit Line Margin Read Level Ant Factor Cable Loss Preamp Factor APos TPos Remark MHz dBuV/m dBuV/m dB dBuV dB/m dB dB cm deg 1 5320.00 95.02 ------ ------ 85.35 34.09 8.25 32.67 102 65 AVERAGE

Mode	6	
	Band Edge	
	U-NII-2A_5.25-5.35_802.11a_CH64_5320MHz	
ANT	5	
Pol.	Vertical	Fundamental
Peak	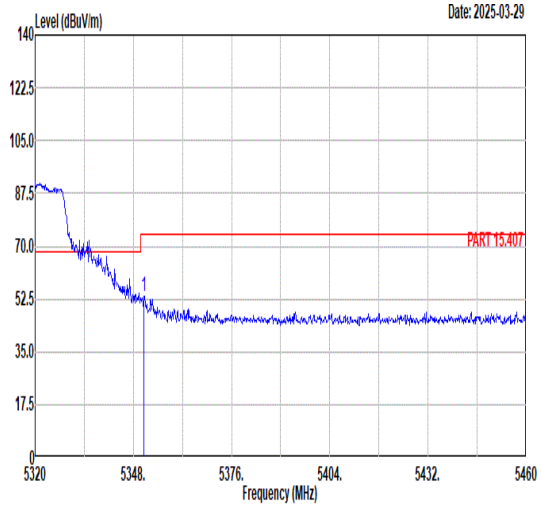 Freq Level Limit Line Margin Read Level Ant Factor Cable Loss Preamp Factor APos TPos Remark MHz dBuV/m dBuV/m dB dBuV dB/m dB dB cm deg 1 5350.94 53.20 74.00 -20.80 43.42 34.11 8.33 32.66 111 280 PEAK	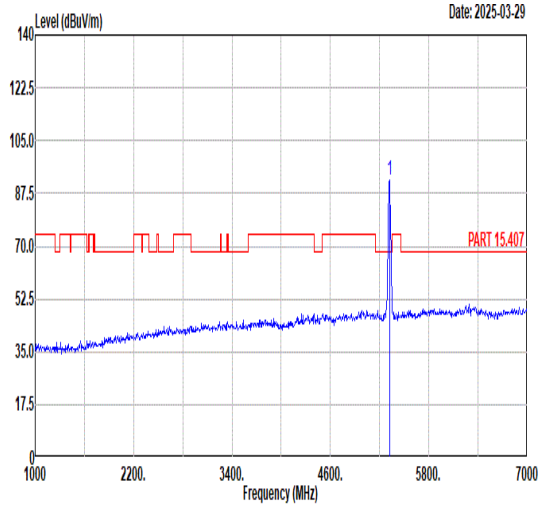 Freq Level Limit Line Margin Read Level Ant Factor Cable Loss Preamp Factor APos TPos Remark MHz dBuV/m dBuV/m dB dBuV dB/m dB dB cm deg 1 5320.00 91.68 ------ ------ 82.01 34.09 8.25 32.67 111 280 PEAK
Avg	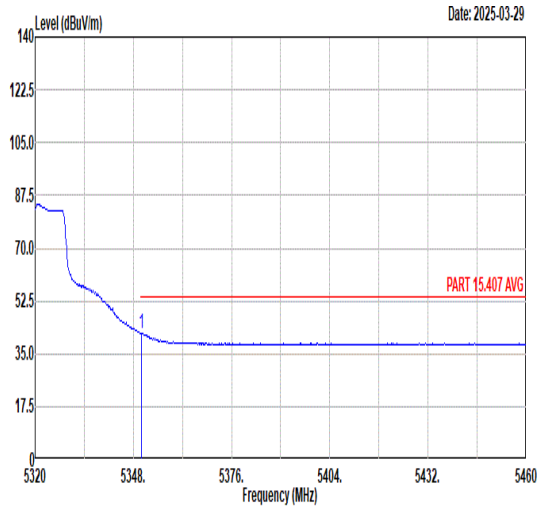 Freq Level Limit Line Margin Read Level Ant Factor Cable Loss Preamp Factor APos TPos Remark MHz dBuV/m dBuV/m dB dBuV dB/m dB dB cm deg 1 5350.38 41.78 54.00 -12.22 32.00 34.11 8.33 32.66 111 280 AVERAGE	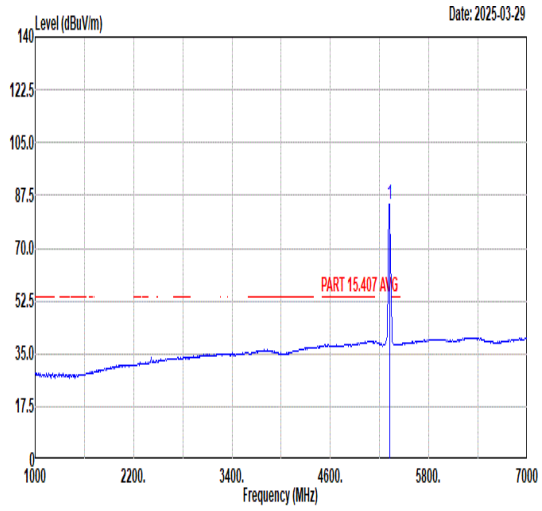 Freq Level Limit Line Margin Read Level Ant Factor Cable Loss Preamp Factor APos TPos Remark MHz dBuV/m dBuV/m dB dBuV dB/m dB dB cm deg 1 5320.00 84.79 ------ ------ 75.12 34.09 8.25 32.67 111 280 AVERAGE

Mode	6	
	Harmonic	
	U-NII-2A_5.25-5.35_802.11a_CH64_5320MHz	
ANT	5	
Pol.	Horizontal	Vertical
Peak Avg	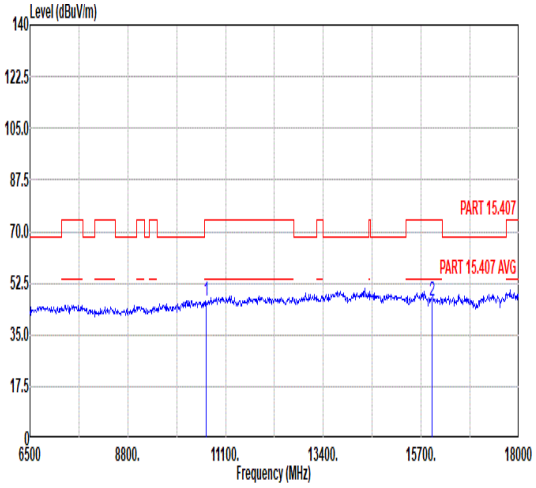 Freq Level Limit Line Margin Read Level Ant Factor Cable Loss Preamp Factor APos TPos Remark MHz dBuV/m dBuV/m dB dBuV dB/m dB dB cm deg 1 10640.00 46.25 74.00 -27.75 56.22 37.78 10.94 58.69 -- -- Peak 2 15960.00 46.66 74.00 -27.34 53.74 39.59 12.70 59.37 -- -- Peak	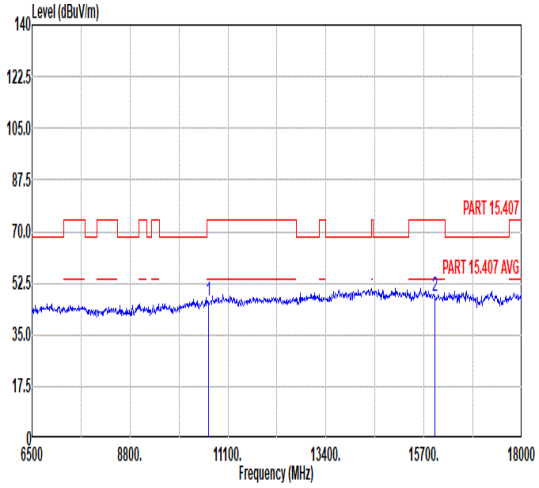 Freq Level Limit Line Margin Read Level Ant Factor Cable Loss Preamp Factor APos TPos Remark MHz dBuV/m dBuV/m dB dBuV dB/m dB dB cm deg 1 10640.00 46.44 74.00 -27.56 56.41 37.78 10.94 58.69 -- -- Peak 2 15960.00 47.92 74.00 -26.08 55.00 39.59 12.70 59.37 -- -- Peak

Mode	7	
	Band Edge	
	U-NII-2C_5.47-5.725_802.11a_CH100_5500MHz	
ANT	5	
Pol.	Horizontal	Fundamental
Peak	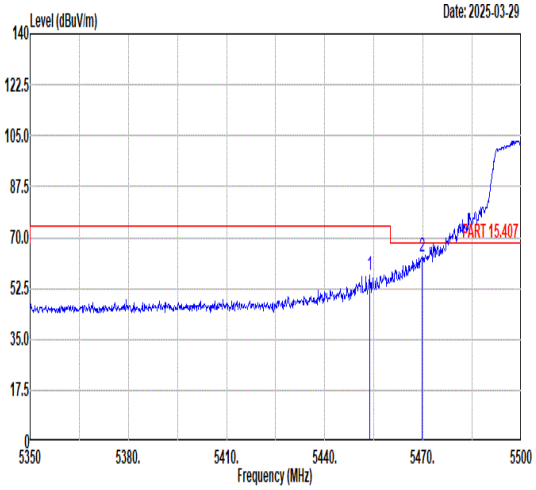 Freq Level Limit Line Margin Read Level Ant Factor Cable Loss Preamp Factor APos TPos Remark MHz dBuV/m dBuV/m dB dBuV dB/m dB dB cm deg 1 5453.65 57.02 74.00 -16.98 47.05 34.17 8.42 32.62 100 35 PEAK 2 5469.70 63.23 68.30 -5.07 53.26 34.18 8.40 32.61 100 35 PEAK	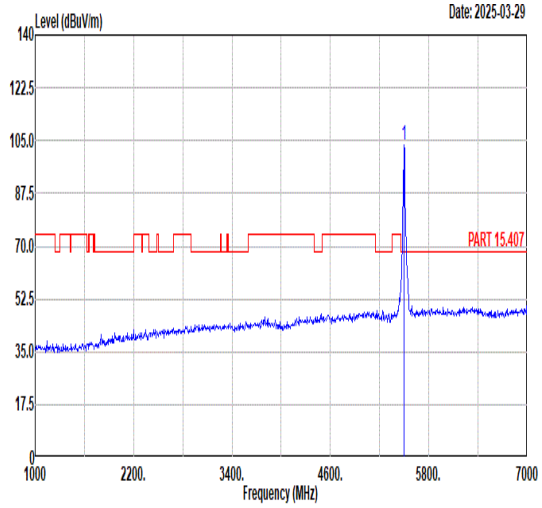 Freq Level Limit Line Margin Read Level Ant Factor Cable Loss Preamp Factor APos TPos Remark MHz dBuV/m dBuV/m dB dBuV dB/m dB dB cm deg 1 5500.00 103.72 ------ ------ 93.77 34.20 8.36 32.61 100 35 PEAK
Avg	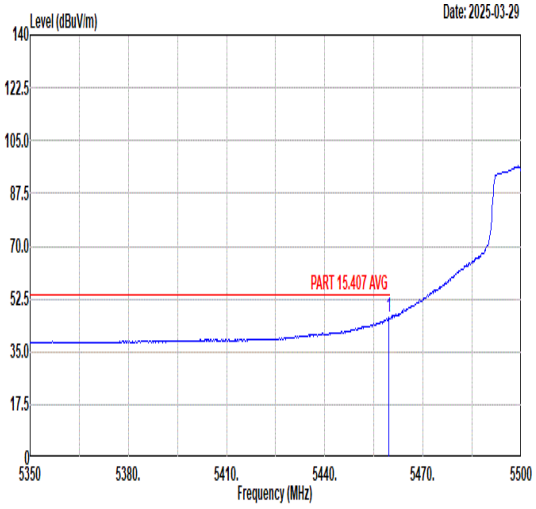 Freq Level Limit Line Margin Read Level Ant Factor Cable Loss Preamp Factor APos TPos Remark MHz dBuV/m dBuV/m dB dBuV dB/m dB dB cm deg 1 5459.65 46.31 54.00 -7.69 36.34 34.17 8.41 32.61 100 35 AVERAGE	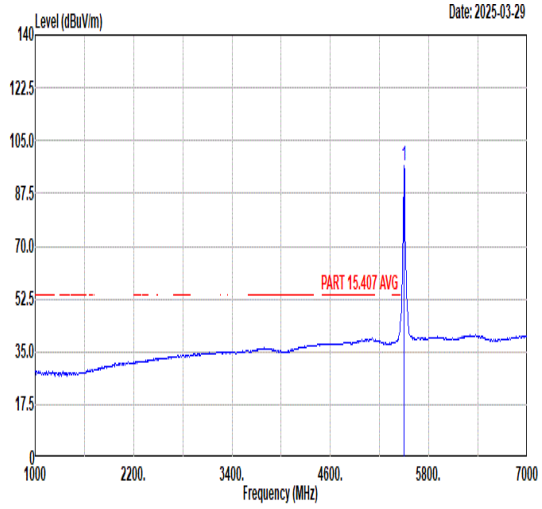 Freq Level Limit Line Margin Read Level Ant Factor Cable Loss Preamp Factor APos TPos Remark MHz dBuV/m dBuV/m dB dBuV dB/m dB dB cm deg 1 5500.00 96.42 ------ ------ 86.47 34.20 8.36 32.61 100 35 AVERAGE

Mode	7	
	Band Edge	
	U-NII-2C_5.47-5.725_802.11a_CH100_5500MHz	
ANT	5	
Pol.	Vertical	Fundamental
Peak	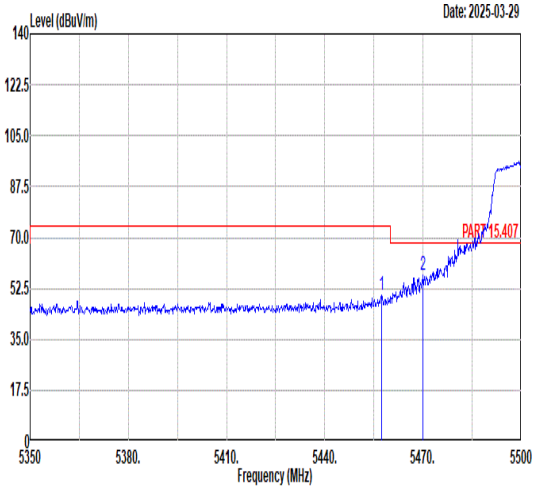 Freq Level Limit Line Margin Read Level Ant Factor Cable Loss Preamp Factor APos TPos Remark MHz dBuV/m dBuV/m dB dBuV dB/m dB dB cm deg 1 5457.25 49.96 74.00 -24.04 39.99 34.17 8.41 32.61 103 108 PEAK 2 5470.00 56.85 68.30 -11.45 46.88 34.18 8.40 32.61 103 108 PEAK	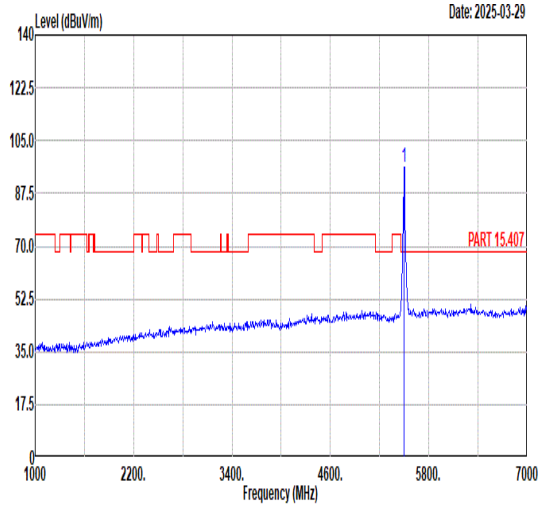 Freq Level Limit Line Margin Read Level Ant Factor Cable Loss Preamp Factor APos TPos Remark MHz dBuV/m dBuV/m dB dBuV dB/m dB dB cm deg 1 5500.00 96.25 ------ ------ 86.31 34.20 8.35 32.61 103 108 PEAK
Avg	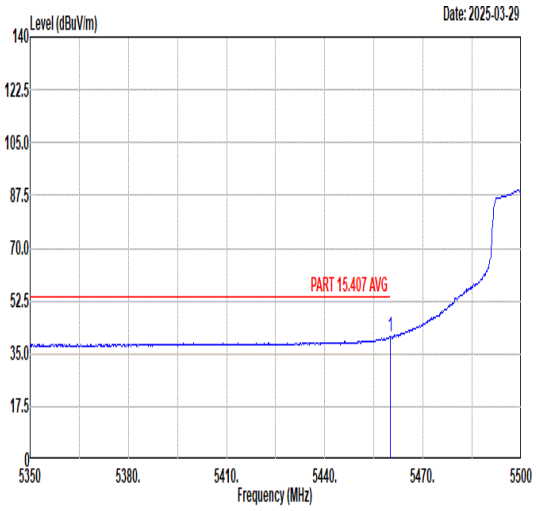 Freq Level Limit Line Margin Read Level Ant Factor Cable Loss Preamp Factor APos TPos Remark MHz dBuV/m dBuV/m dB dBuV dB/m dB dB cm deg 1 5459.95 40.60 54.00 -13.40 30.63 34.17 8.41 32.61 103 108 AVERAGE	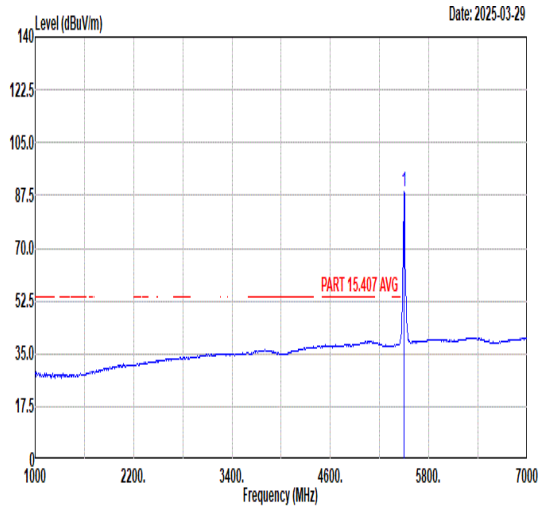 Freq Level Limit Line Margin Read Level Ant Factor Cable Loss Preamp Factor APos TPos Remark MHz dBuV/m dBuV/m dB dBuV dB/m dB dB cm deg 1 5500.00 88.94 ------ ------ 78.99 34.20 8.36 32.61 103 108 AVERAGE

Mode	7	
	Harmonic	
	U-NII-2C_5.47-5.725_802.11a_CH100_5500MHz	
ANT	5	
Pol.	Horizontal	Vertical
Peak Avg	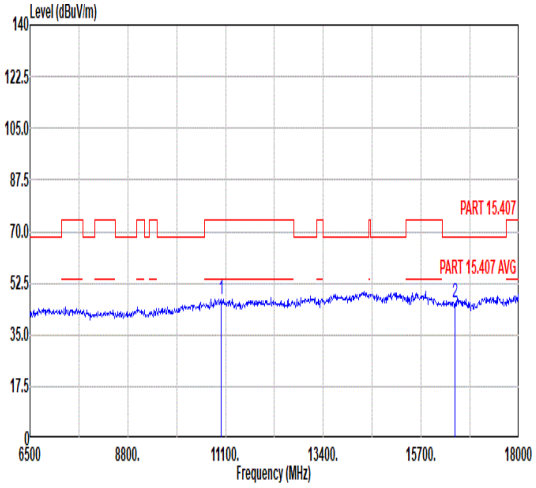 Freq Level Limit Line Margin Read Level Ant Factor Cable Loss Preamp Factor APos TPos Remark MHz dBuV/m dBuV/m dB dBuV dB/m dB dB cm deg 1 11000.00 46.82 74.00 -27.18 55.42 38.49 11.21 58.30 -- -- Peak 2 16500.00 45.83 68.30 -22.47 51.38 40.39 12.91 58.85 -- -- Peak	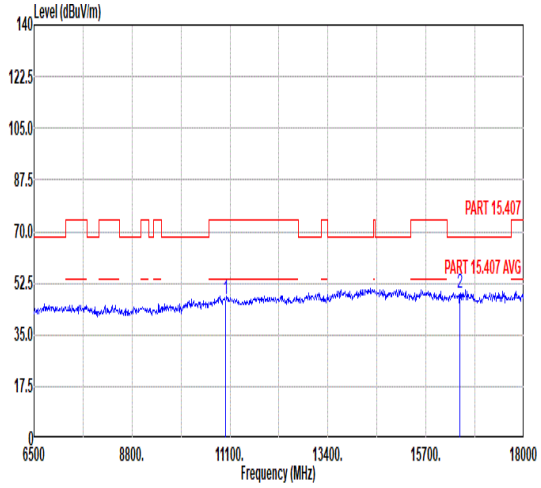 Freq Level Limit Line Margin Read Level Ant Factor Cable Loss Preamp Factor APos TPos Remark MHz dBuV/m dBuV/m dB dBuV dB/m dB dB cm deg 1 11000.00 47.06 74.00 -26.94 55.66 38.49 11.21 58.30 -- -- Peak 2 16500.00 48.91 68.30 -19.39 54.46 40.39 12.91 58.85 -- -- Peak

Mode	8	
	Harmonic	
	U-NII-2C_5.47-5.725_802.11a_CH116_5580MHz	
ANT	5	
Pol.	Horizontal	Vertical
Peak Avg	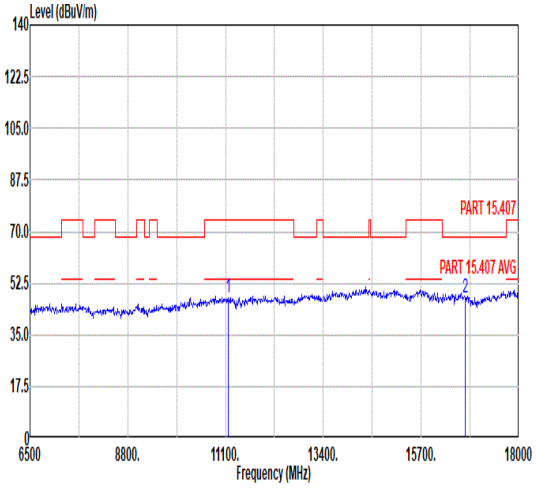 Freq Level Limit Line Margin Read Level Ant Factor Cable Loss Preamp Factor APos TPos Remark MHz dBuV/m dBuV/m dB dBuV dB/m dB dB cm deg 1 11160.00 47.72 74.00 -26.28 56.50 38.05 11.29 58.12 -- -- Peak 2 16740.00 47.65 68.30 -20.65 52.63 40.59 13.01 58.58 -- -- Peak	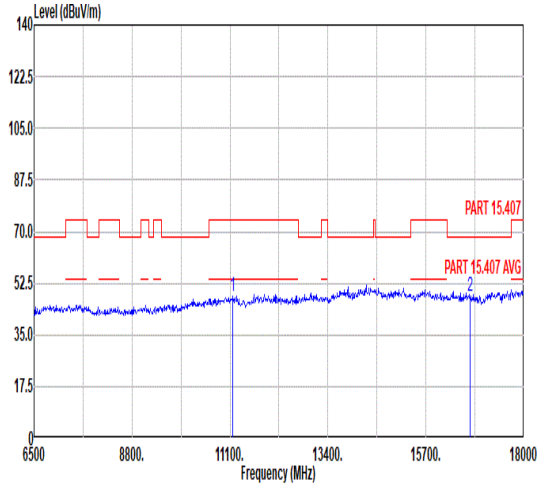 Freq Level Limit Line Margin Read Level Ant Factor Cable Loss Preamp Factor APos TPos Remark MHz dBuV/m dBuV/m dB dBuV dB/m dB dB cm deg 1 11160.00 47.94 74.00 -26.06 56.72 38.05 11.29 58.12 -- -- Peak 2 16740.00 47.93 68.30 -20.37 52.91 40.59 13.01 58.58 -- -- Peak

Mode	9	
	Band Edge	
	U-NII-2C_5.47-5.725_802.11a_CH140_5700MHz	
ANT	5	
Pol.	Horizontal	Fundamental
Peak	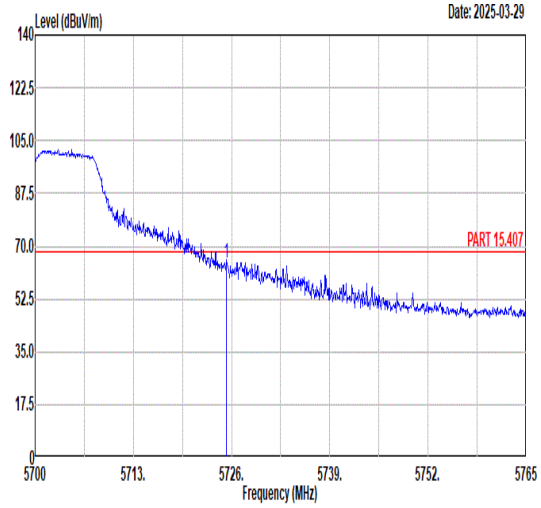 Freq Level Limit Line Margin Read Level Ant Factor Cable Loss Preamp Factor APos TPos Remark MHz dBuV/m dBuV/m dB dBuV dB/m dB dB cm deg 1 5725.35 64.71 68.30 -3.59 54.21 34.60 8.68 32.78 106 126 PEAK	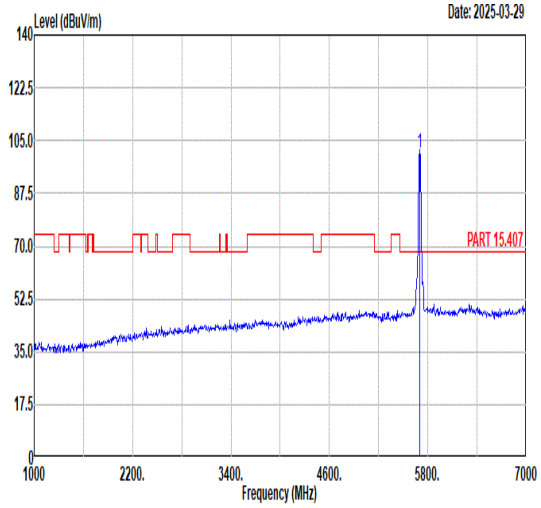 Freq Level Limit Line Margin Read Level Ant Factor Cable Loss Preamp Factor APos TPos Remark MHz dBuV/m dBuV/m dB dBuV dB/m dB dB cm deg 1 5700.00 101.17 ------ ------ 90.77 34.56 8.60 32.76 106 126 PEAK
Avg	Blank	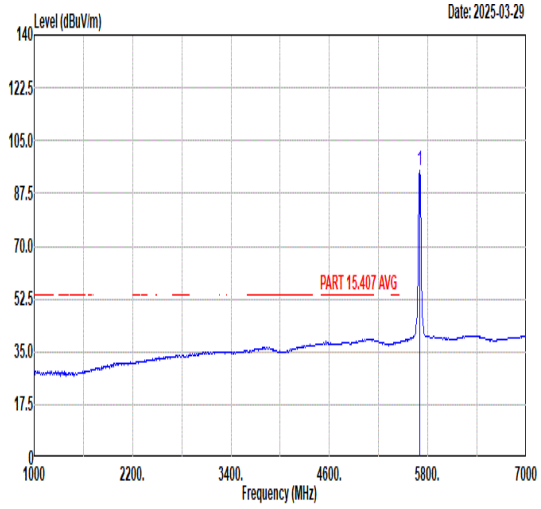 Freq Level Limit Line Margin Read Level Ant Factor Cable Loss Preamp Factor APos TPos Remark MHz dBuV/m dBuV/m dB dBuV dB/m dB dB cm deg 1 5700.00 95.36 ------ ------ 85.00 34.55 8.57 32.76 106 126 AVERAGE

Mode	9	
	Band Edge	
	U-NII-2C_5.47-5.725_802.11a_CH140_5700MHz	
ANT	5	
Pol.	Vertical	Fundamental
Peak	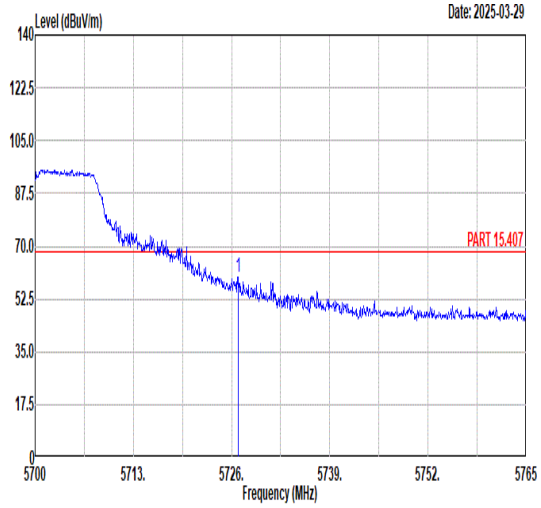 Freq Level Limit Line Margin Read Level Ant Factor Cable Loss Preamp Factor APos TPos Remark MHz dBuV/m dBuV/m dB dBuV dB/m dB dB cm deg 1 5726.85 59.79 68.30 -8.51 49.29 34.60 8.68 32.78 110 288 PEAK	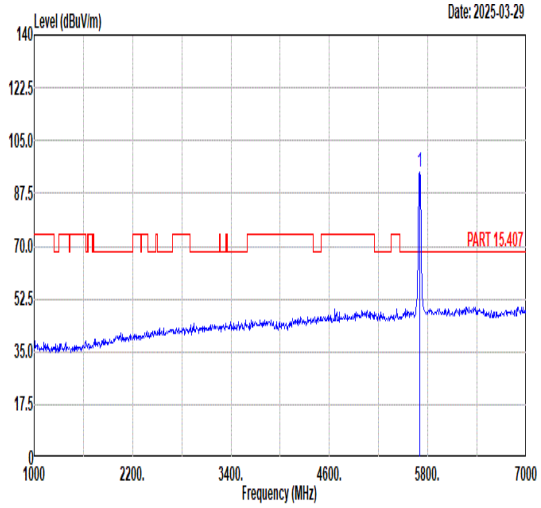 Freq Level Limit Line Margin Read Level Ant Factor Cable Loss Preamp Factor APos TPos Remark MHz dBuV/m dBuV/m dB dBuV dB/m dB dB cm deg 1 5700.00 94.63 ------ ------ 84.27 34.55 8.57 32.76 110 288 PEAK
Avg	Blank	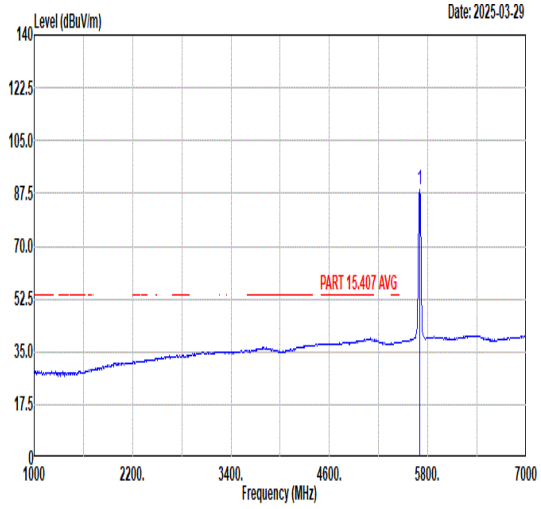 Freq Level Limit Line Margin Read Level Ant Factor Cable Loss Preamp Factor APos TPos Remark MHz dBuV/m dBuV/m dB dBuV dB/m dB dB cm deg 1 5700.00 88.64 ------ ------ 78.28 34.55 8.57 32.76 110 288 AVERAGE

Mode	9	
	Harmonic	
	U-NII-2C_5.47-5.725_802.11a_CH140_5700MHz	
ANT	5	
Pol.	Horizontal	Vertical
Peak Avg	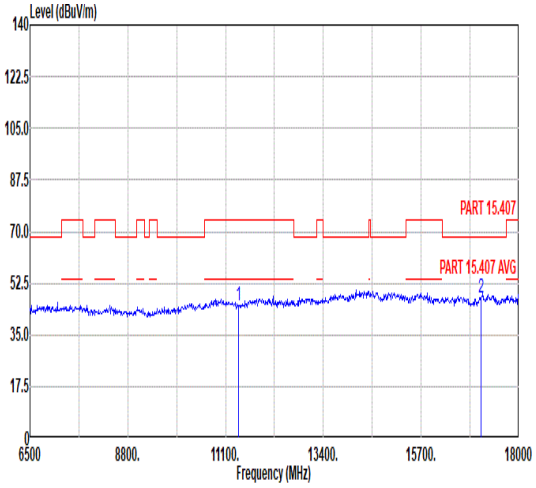 Freq Level Limit Line Margin Read Level Ant Factor Cable Loss Preamp Factor APos TPos Remark MHz dBuV/m dBuV/m dB dBuV dB/m dB dB cm deg 1 11400.00 45.03 74.00 -28.97 54.09 37.39 11.41 57.86 -- -- Peak 2 17100.00 47.38 68.30 -20.92 51.40 41.00 13.14 58.16 -- -- Peak	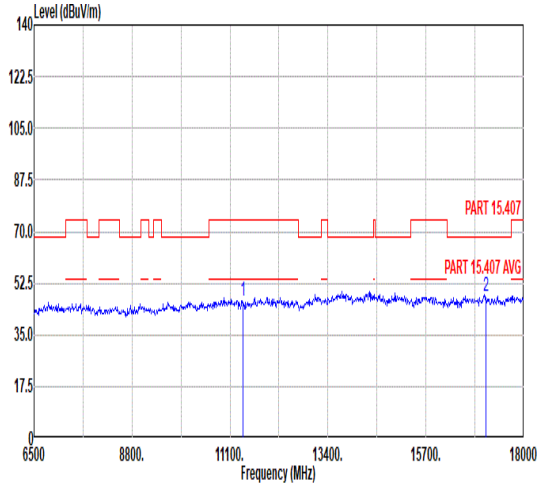 Freq Level Limit Line Margin Read Level Ant Factor Cable Loss Preamp Factor APos TPos Remark MHz dBuV/m dBuV/m dB dBuV dB/m dB dB cm deg 1 11400.00 46.25 74.00 -27.75 55.31 37.39 11.41 57.86 -- -- Peak 2 17100.00 48.33 68.30 -19.97 52.35 41.00 13.14 58.16 -- -- Peak