Mode	47	
	Band Edge	
	U-NII-3_5.725-5.85_802.11ax HE20_CH165_Full_5825MHz	
ANT	5	
Pol.	Vertical	Fundamental
Peak	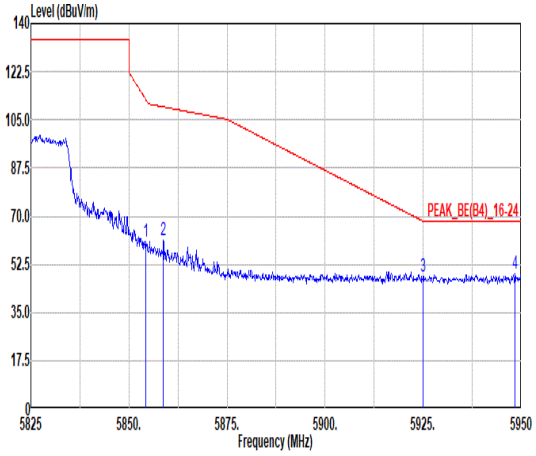 Freq Level Limit Line Margin Read Level Ant Factor Cable Loss Preamp Factor APos TPos Remark MHz dBuV/m dBuV/m dB dBuV dB/m dB dB cm deg 1 5854.38 60.76 112.22 -51.46 49.93 34.84 8.87 32.88 100 289 PEAK 2 5858.75 61.52 109.75 -48.23 50.68 34.85 8.87 32.88 100 289 PEAK 3 5925.00 47.87 68.20 -20.33 37.04 34.97 8.79 32.93 100 289 PEAK 4 5948.38 49.20 68.30 -19.10 38.38 35.01 8.76 32.95 100 289 PEAK	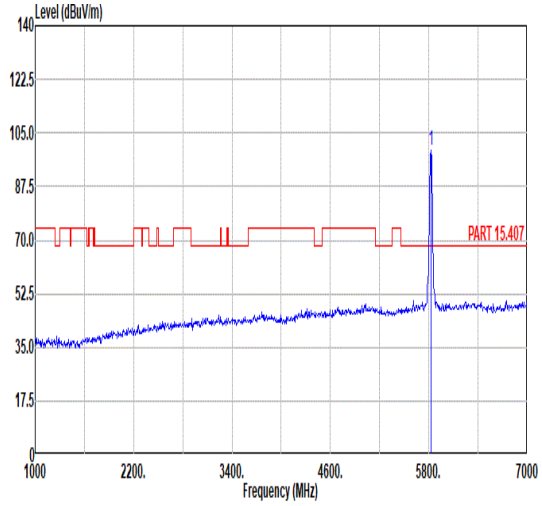 Freq Level Limit Line Margin Read Level Ant Factor Cable Loss Preamp Factor APos TPos Remark MHz dBuV/m dBuV/m dB dBuV dB/m dB dB cm deg 1 5825.00 99.38 ------ ------ 88.55 34.79 8.90 32.86 100 289 PEAK
Avg	Blank	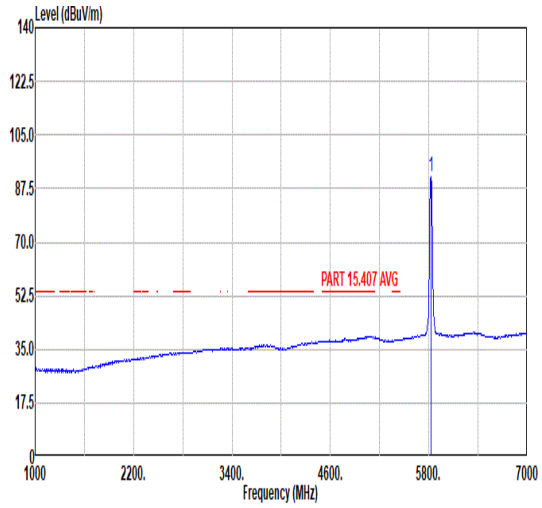 Freq Level Limit Line Margin Read Level Ant Factor Cable Loss Preamp Factor APos TPos Remark MHz dBuV/m dBuV/m dB dBuV dB/m dB dB cm deg 1 5825.00 91.38 ------ ------ 80.55 34.78 8.91 32.86 100 289 AVERAGE

Mode	47	
	Harmonic	
	U-NII-3_5.725-5.85_802.11ax HE20_CH165_Full_5825MHz	
ANT	5	
Pol.	Horizontal	Vertical
Peak Avg	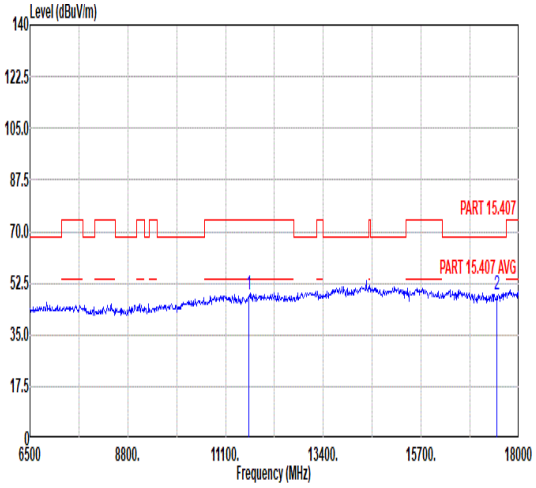 Freq Level Limit Line Margin Read Level Ant Factor Cable Loss Preamp Factor APos TPos Remark MHz dBuV/m dBuV/m dB dBuV dB/m dB dB cm deg 1 11650.00 48.79 74.00 -25.21 57.33 37.51 11.53 57.58 -- -- Peak 2 17475.00 48.67 68.30 -19.63 51.33 41.74 13.23 57.63 -- -- Peak	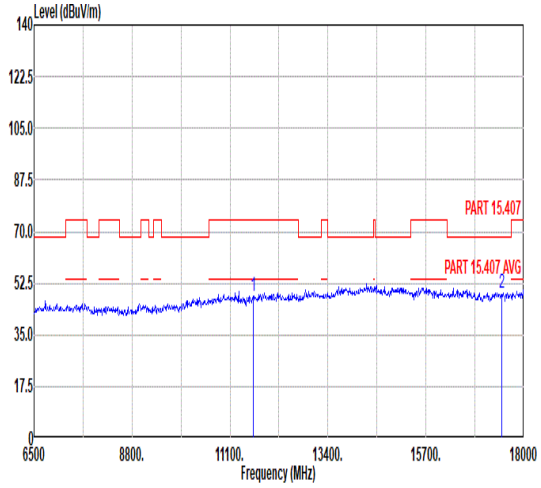 Freq Level Limit Line Margin Read Level Ant Factor Cable Loss Preamp Factor APos TPos Remark MHz dBuV/m dBuV/m dB dBuV dB/m dB dB cm deg 1 11650.00 48.23 74.00 -25.77 56.77 37.51 11.53 57.58 -- -- Peak 2 17475.00 49.04 68.30 -19.26 51.70 41.74 13.23 57.63 -- -- Peak

Mode	48	
	Band Edge - L	
	U-NII-3_5.725-5.85_802.11ax HE40_CH151_Full_5755MHz	
ANT	5	
Pol.	Horizontal	Fundamental
Peak	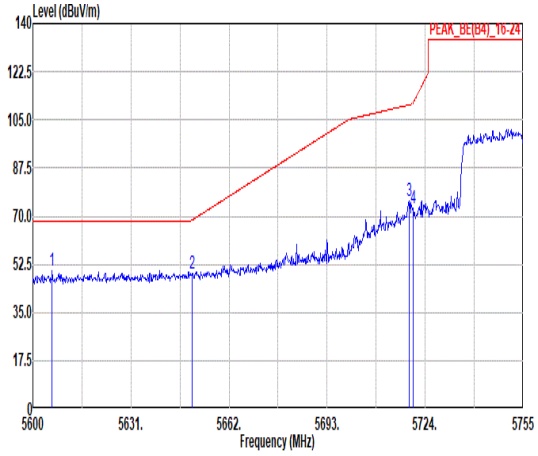 Freq Level Limit Line Margin Read Level Ant Factor Cable Loss Preamp Factor APos TPos Remark MHz dBuV/m dBuV/m dB dBuV dB/m dB dB cm deg 1 5606.05 50.26 68.30 -18.04 40.34 34.38 8.23 32.69 115 17 PEAK 2 5650.22 49.35 68.46 -19.11 39.20 34.47 8.40 32.72 115 17 PEAK 3 5719.04 75.76 110.53 -34.77 65.29 34.59 8.65 32.77 115 17 PEAK 4 5720.28 72.75 111.44 -38.69 62.28 34.59 8.66 32.78 115 17 PEAK	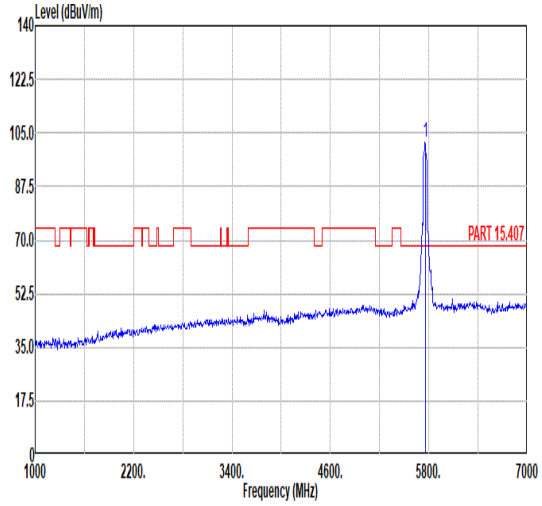 Freq Level Limit Line Margin Read Level Ant Factor Cable Loss Preamp Factor APos TPos Remark MHz dBuV/m dBuV/m dB dBuV dB/m dB dB cm deg 1 5755.00 101.71 ------ ------ 91.09 34.65 8.77 32.80 115 17 PEAK
Avg	Blank	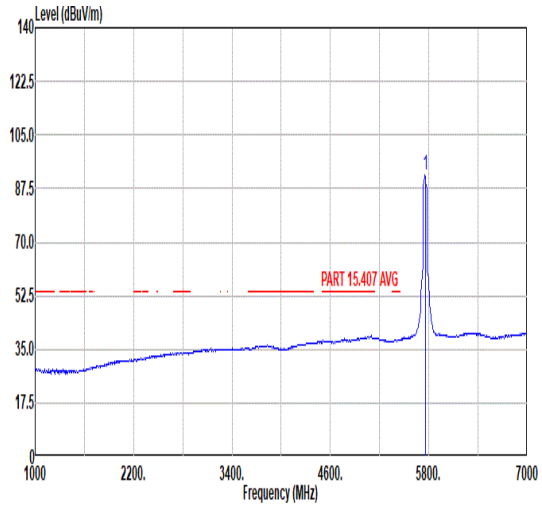 Freq Level Limit Line Margin Read Level Ant Factor Cable Loss Preamp Factor APos TPos Remark MHz dBuV/m dBuV/m dB dBuV dB/m dB dB cm deg 1 5755.00 91.69 ------ ------ 81.07 34.65 8.77 32.80 115 17 AVERAGE

Mode	48	
	Band Edge - R	
	U-NII-3_5.725-5.85_802.11ax HE40_CH151_Full_5755MHz	
ANT	5	
Pol.	Horizontal	Fundamental
Peak	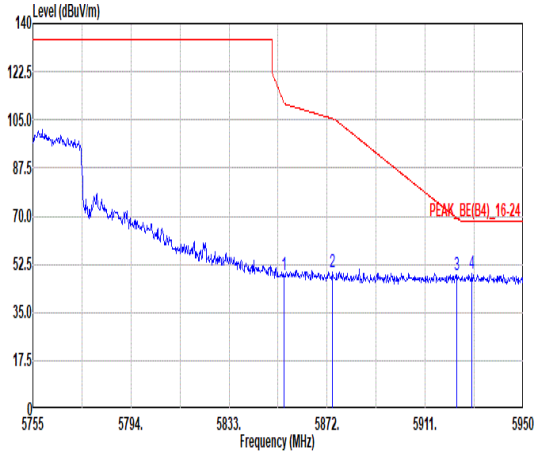 Freq Level Limit Line Margin Read Level Ant Factor Cable Loss Preamp Factor APos TPos Remark MHz dBuV/m dBuV/m dB dBuV dB/m dB dB cm deg 1 5854.84 48.46 111.17 -62.71 37.63 34.84 8.87 32.88 115 17 PEAK 2 5873.95 49.56 105.49 -55.93 38.73 34.87 8.85 32.89 115 17 PEAK 3 5923.68 48.59 69.18 -20.59 37.77 34.96 8.79 32.93 115 17 PEAK 4 5929.53 49.05 68.30 -19.25 38.24 34.97 8.78 32.94 115 17 PEAK	Blank

Mode	48	
	Band Edge - L	
	U-NII-3_5.725-5.85_802.11ax HE40_CH151_Full_5755MHz	
ANT	5	
Pol.	Vertical	Fundamental
Peak	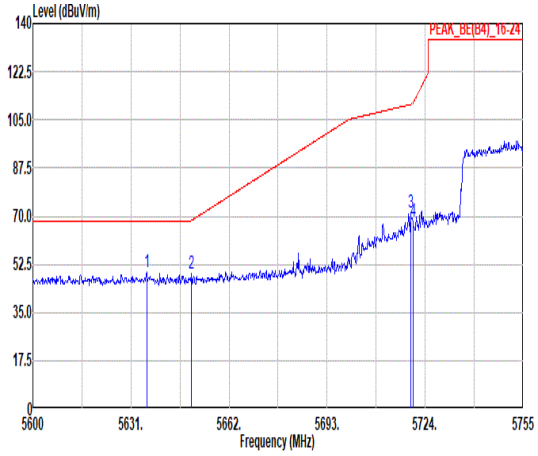 Freq Level Limit Line Margin Read Level Ant Factor Cable Loss Preamp Factor APos TPos Remark 1 5635.96 49.46 68.30 -18.84 39.38 34.44 8.35 32.71 100 282 PEAK 2 5650.07 48.88 68.35 -19.47 38.74 34.46 8.40 32.72 100 282 PEAK 3 5719.35 71.12 110.62 -39.50 60.65 34.59 8.65 32.77 100 282 PEAK 4 5720.13 67.93 111.09 -43.16 57.46 34.59 8.66 32.78 100 282 PEAK	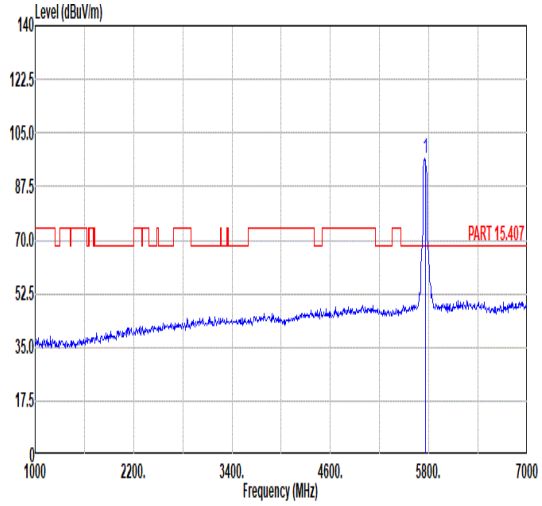 Freq Level Limit Line Margin Read Level Ant Factor Cable Loss Preamp Factor APos TPos Remark 1 5755.00 96.48 ------ ------ 85.86 34.65 8.77 32.80 100 282 PEAK
Avg	Blank	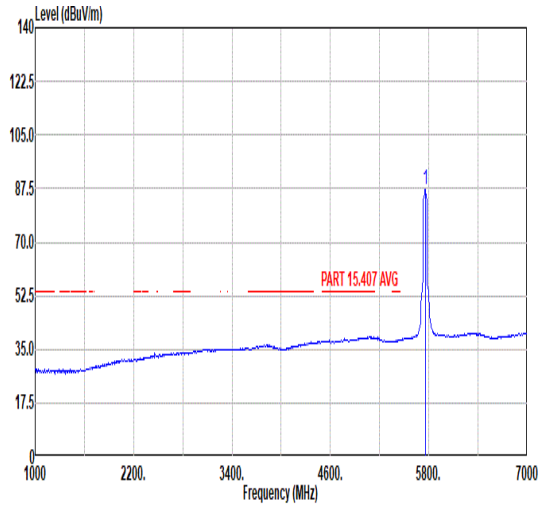 Freq Level Limit Line Margin Read Level Ant Factor Cable Loss Preamp Factor APos TPos Remark 1 5755.00 87.42 ------ ------ 76.76 34.66 8.80 32.80 100 282 AVERAGE

Mode	48	
	Band Edge - R	
	U-NII-3_5.725-5.85_802.11ax HE40_CH151_Full_5755MHz	
ANT	5	
Pol.	Vertical	Fundamental
Peak	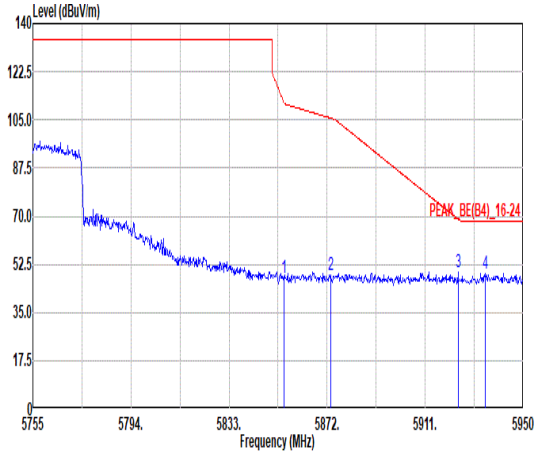 Freq Level Limit Line Margin Read Level Ant Factor Cable Loss Preamp Factor APos TPos Remark MHz dBuV/m dBuV/m dB dBuV dB/m dB dB cm deg 1 5854.84 47.54 111.17 -63.63 36.71 34.84 8.87 32.88 100 282 PEAK 2 5873.37 48.69 105.66 -56.97 37.86 34.87 8.85 32.89 100 282 PEAK 3 5924.07 49.61 68.89 -19.28 38.78 34.97 8.79 32.93 100 282 PEAK 4 5934.79 49.17 68.30 -19.13 38.35 34.98 8.78 32.94 100 282 PEAK	Blank

Mode	48	
	Harmonic	
	U-NII-3_5.725-5.85_802.11ax HE40_CH151_Full_5755MHz	
ANT	5	
Pol.	Horizontal	Vertical
Peak Avg	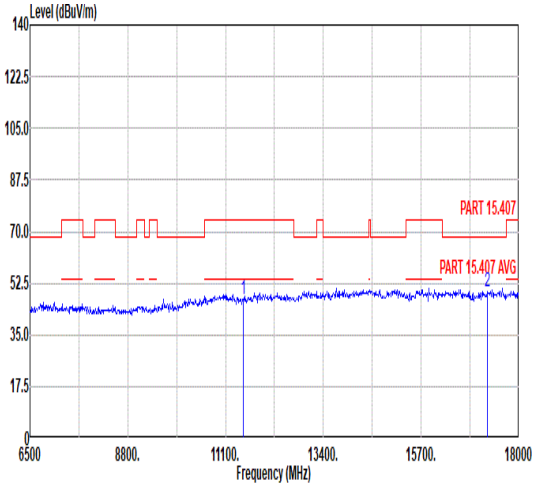 Freq Level Limit Line Margin Read Level Ant Factor Cable Loss Preamp Factor APos TPos Remark MHz dBuV/m dBuV/m dB dBuV dB/m dB dB cm deg 1 11510.00 47.11 74.00 -26.89 56.28 37.11 11.46 57.74 -- -- Peak 2 17265.00 49.63 68.30 -18.67 53.05 41.33 13.18 57.93 -- -- Peak	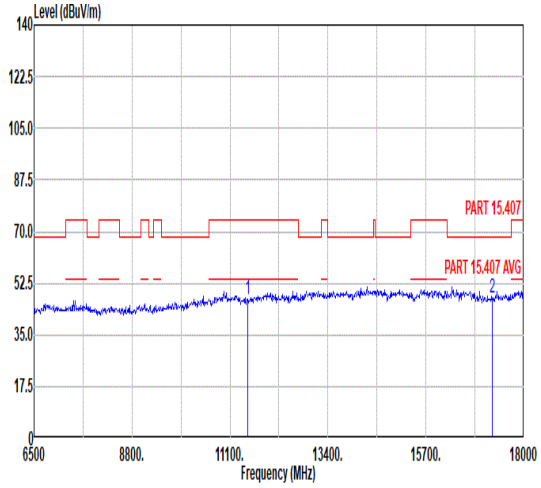 Freq Level Limit Line Margin Read Level Ant Factor Cable Loss Preamp Factor APos TPos Remark MHz dBuV/m dBuV/m dB dBuV dB/m dB dB cm deg 1 11510.00 46.88 74.00 -27.12 56.05 37.11 11.46 57.74 -- -- Peak 2 17265.00 47.80 68.30 -20.50 51.22 41.33 13.18 57.93 -- -- Peak

Mode	49	
	Band Edge - L	
	U-NII-3_5.725-5.85_802.11ax HE40_CH159_Full_5795MHz	
ANT	5	
Pol.	Horizontal	Fundamental
Peak	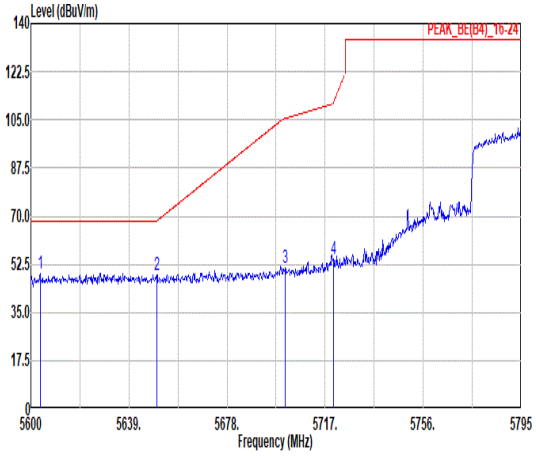 Freq Level Limit Line Margin Read Level Ant Factor Cable Loss Preamp Factor APos TPos Remark MHz dBuV/m dBuV/m dB dBuV dB/m dB dB cm deg 1 5603.71 49.20 68.30 -19.10 39.28 34.38 8.23 32.69 100 29 PEAK 2 5650.12 48.53 68.39 -19.86 38.39 34.46 8.40 32.72 100 29 PEAK 3 5701.21 51.27 105.54 -54.27 40.88 34.56 8.59 32.76 100 29 PEAK 4 5720.32 54.66 111.52 -56.86 44.19 34.59 8.66 32.78 100 29 PEAK	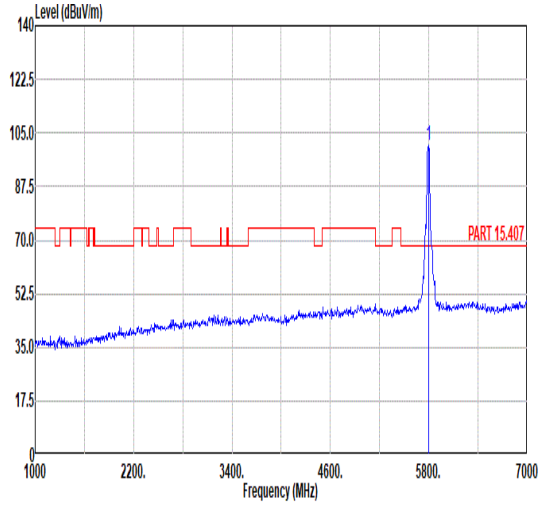 Freq Level Limit Line Margin Read Level Ant Factor Cable Loss Preamp Factor APos TPos Remark MHz dBuV/m dBuV/m dB dBuV dB/m dB dB cm deg 1 5795.00 100.78 ------ ------ 89.95 34.73 8.93 32.83 100 29 PEAK
Avg	Blank	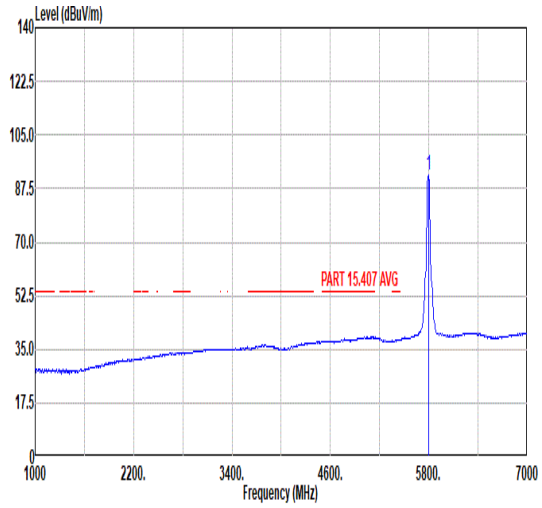 Freq Level Limit Line Margin Read Level Ant Factor Cable Loss Preamp Factor APos TPos Remark MHz dBuV/m dBuV/m dB dBuV dB/m dB dB cm deg 1 5795.00 91.83 ------ ------ 81.00 34.73 8.93 32.83 100 29 AVERAGE

Mode	49	
	Band Edge - R	
	U-NII-3_5.725-5.85_802.11ax HE40_CH159_Full_5795MHz	
ANT	5	
Pol.	Horizontal	Fundamental
Peak	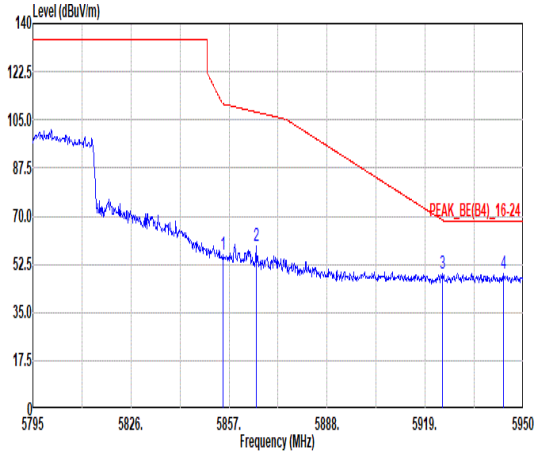 Freq Level Limit Line Margin Read Level Ant Factor Cable Loss Preamp Factor APos TPos Remark MHz dBuV/m dBuV/m dB dBuV dB/m dB dB cm deg 1 5854.99 56.03 110.83 -54.80 45.20 34.84 8.87 32.88 100 29 PEAK 2 5865.53 59.39 107.85 -48.46 48.56 34.86 8.86 32.89 100 29 PEAK 3 5924.58 49.26 68.51 -19.25 38.43 34.97 8.79 32.93 100 29 PEAK 4 5943.80 49.11 68.30 -19.19 38.29 35.00 8.77 32.95 100 29 PEAK	Blank

Mode	49	
	Band Edge - L	
	U-NII-3_5.725-5.85_802.11ax HE40_CH159_Full_5795MHz	
ANT	5	
Pol.	Vertical	Fundamental
Peak	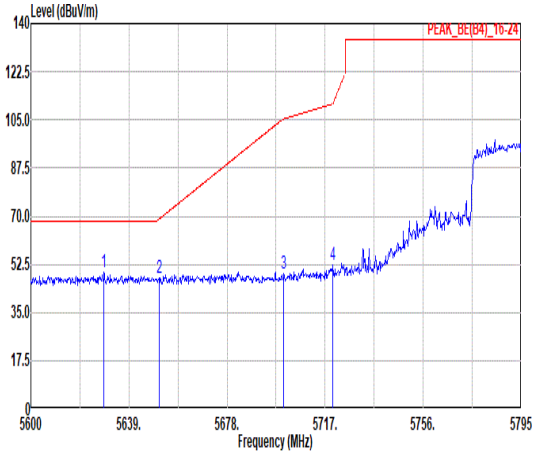 Freq Level Limit Line Margin Read Level Ant Factor Cable Loss Preamp Factor APos TPos Remark MHz dBuV/m dBuV/m dB dBuV dB/m dB dB cm deg 1 5629.06 49.48 68.30 -18.82 39.44 34.43 8.32 32.71 100 282 PEAK 2 5650.90 47.77 68.96 -21.19 37.62 34.47 8.40 32.72 100 282 PEAK 3 5700.62 49.31 105.37 -56.06 38.93 34.56 8.58 32.76 100 282 PEAK 4 5720.12 52.38 111.07 -58.69 41.91 34.59 8.66 32.78 100 282 PEAK	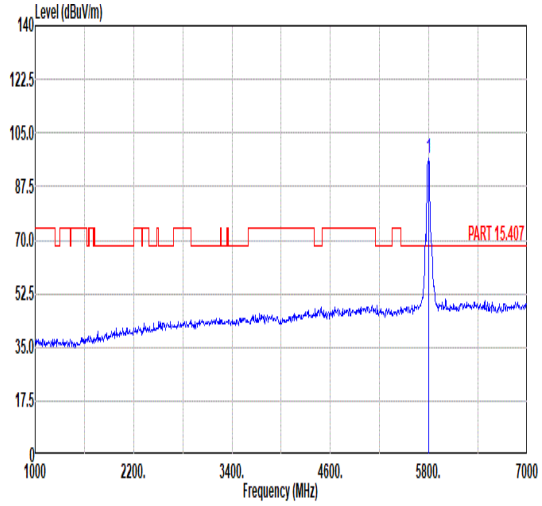 Freq Level Limit Line Margin Read Level Ant Factor Cable Loss Preamp Factor APos TPos Remark MHz dBuV/m dBuV/m dB dBuV dB/m dB dB cm deg 1 5795.00 96.46 ------ ------ 85.62 34.74 8.94 32.84 100 282 PEAK
Avg	Blank	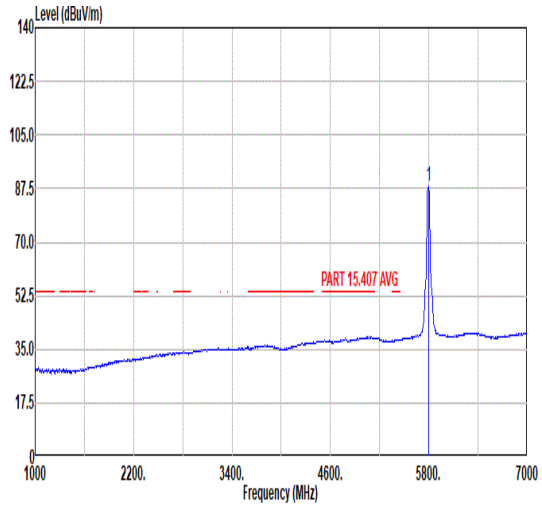 Freq Level Limit Line Margin Read Level Ant Factor Cable Loss Preamp Factor APos TPos Remark MHz dBuV/m dBuV/m dB dBuV dB/m dB dB cm deg 1 5795.00 87.99 ------ ------ 77.16 34.73 8.93 32.83 100 282 AVERAGE

Mode	49	
	Band Edge - R	
	U-NII-3_5.725-5.85_802.11ax HE40_CH159_Full_5795MHz	
ANT	5	
Pol.	Vertical	Fundamental
Peak	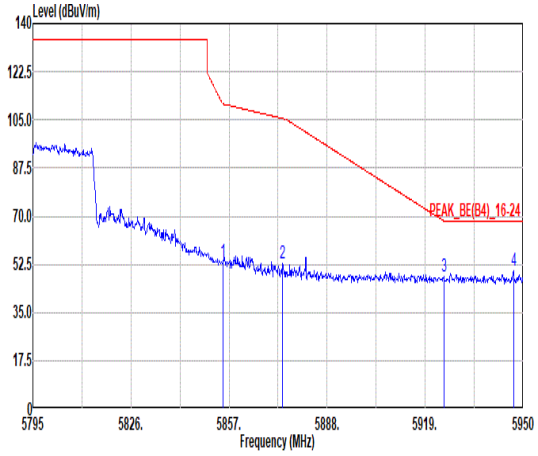 Freq Level Limit Line Margin Read Level Ant Factor Cable Loss Preamp Factor APos TPos Remark MHz dBuV/m dBuV/m dB dBuV dB/m dB dB cm deg 1 5854.99 53.54 110.83 -57.29 42.71 34.84 8.87 32.88 100 282 PEAK 2 5873.90 52.62 105.51 -52.89 41.79 34.87 8.85 32.89 100 282 PEAK 3 5924.89 48.19 68.28 -20.09 37.36 34.97 8.79 32.93 100 282 PEAK 4 5946.90 50.31 68.30 -17.99 39.49 35.01 8.76 32.95 100 282 PEAK	Blank

Mode	49	
	Harmonic	
	U-NII-3_5.725-5.85_802.11ax HE40_CH159_Full_5795MHz	
ANT	5	
Pol.	Horizontal	Vertical
Peak Avg	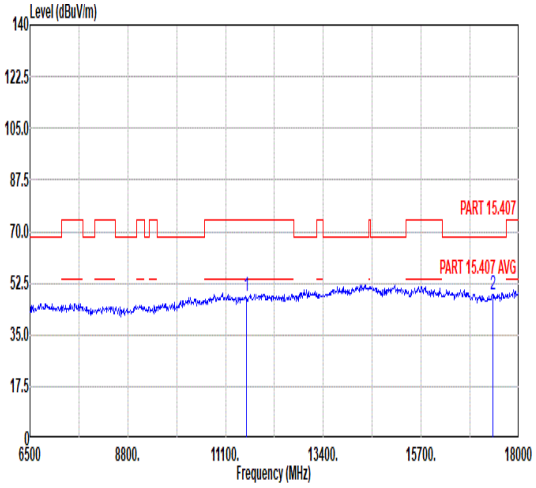 Freq Level Limit Line Margin Read Level Ant Factor Cable Loss Preamp Factor APos TPos Remark MHz dBuV/m dBuV/m dB dBuV dB/m dB dB cm deg 1 11590.00 48.07 74.00 -25.93 56.88 37.34 11.50 57.65 -- -- Peak 2 17385.00 48.44 68.30 -19.86 51.43 41.56 13.21 57.76 -- -- Peak	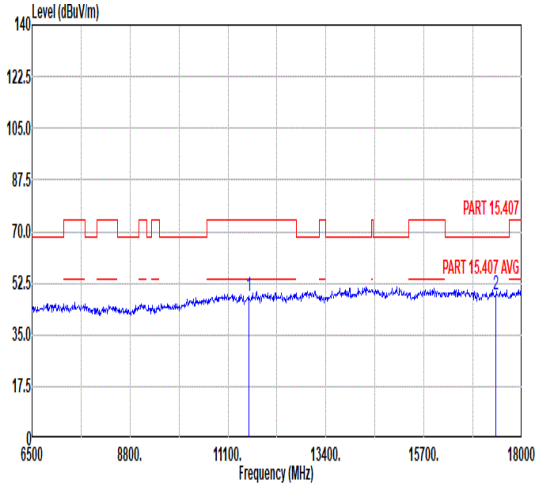 Freq Level Limit Line Margin Read Level Ant Factor Cable Loss Preamp Factor APos TPos Remark MHz dBuV/m dBuV/m dB dBuV dB/m dB dB cm deg 1 11590.00 48.24 74.00 -25.76 57.05 37.34 11.50 57.65 -- -- Peak 2 17385.00 48.71 68.30 -19.59 51.70 41.56 13.21 57.76 -- -- Peak

Mode	50	
	Band Edge - L	
	U-NII-3_5.725-5.85_802.11ax HE80_CH155_Full_5775MHz	
ANT	5	
Pol.	Horizontal	Fundamental
Peak	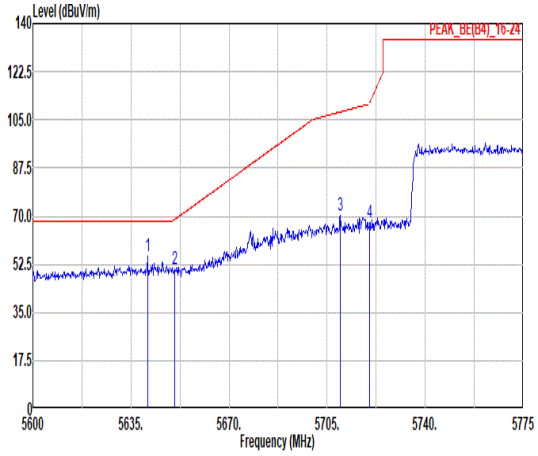 Freq Level Limit Line Margin Read Level Ant Factor Cable Loss Preamp Factor APos TPos Remark MHz dBuV/m dBuV/m dB dBuV dB/m dB dB cm deg 1 5640.95 55.48 68.30 -12.82 45.38 34.45 8.36 32.71 106 28 PEAK 2 5650.58 50.91 68.73 -17.82 40.76 34.47 8.40 32.72 106 28 PEAK 3 5709.73 70.26 107.93 -37.67 59.84 34.57 8.62 32.77 106 28 PEAK 4 5720.23 67.44 111.31 -43.87 56.97 34.59 8.66 32.78 106 28 PEAK	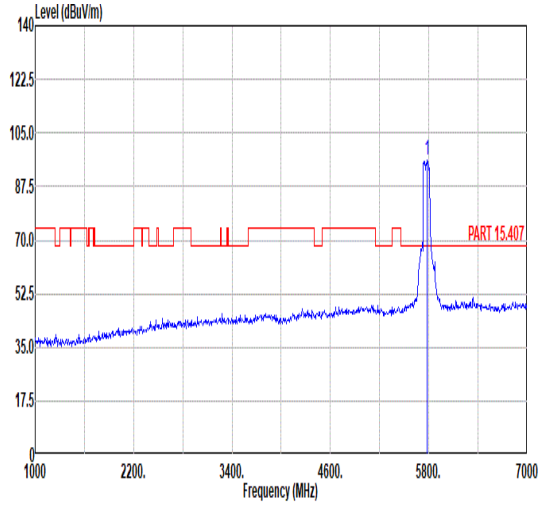 Freq Level Limit Line Margin Read Level Ant Factor Cable Loss Preamp Factor APos TPos Remark MHz dBuV/m dBuV/m dB dBuV dB/m dB dB cm deg 1 5775.00 96.26 ------ ------ 85.49 34.71 8.88 32.82 106 28 PEAK
Avg	Blank	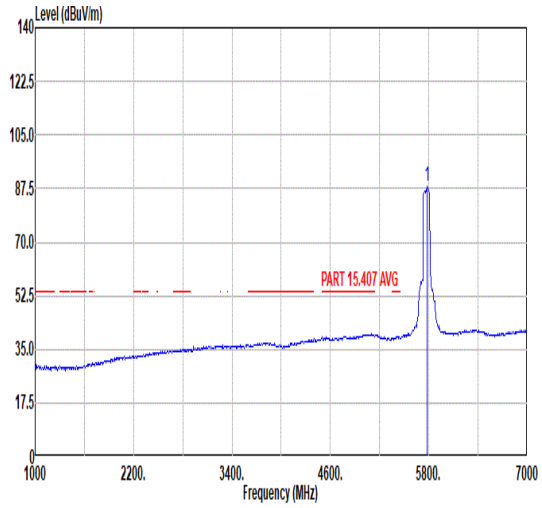 Freq Level Limit Line Margin Read Level Ant Factor Cable Loss Preamp Factor APos TPos Remark MHz dBuV/m dBuV/m dB dBuV dB/m dB dB cm deg 1 5775.00 88.42 ------ ------ 77.65 34.71 8.88 32.82 106 28 AVERAGE

Mode	50	
	Band Edge - R	
	U-NII-3_5.725-5.85_802.11ax HE80_CH155_Full_5775MHz	
ANT	5	
Pol.	Horizontal	Fundamental
Peak	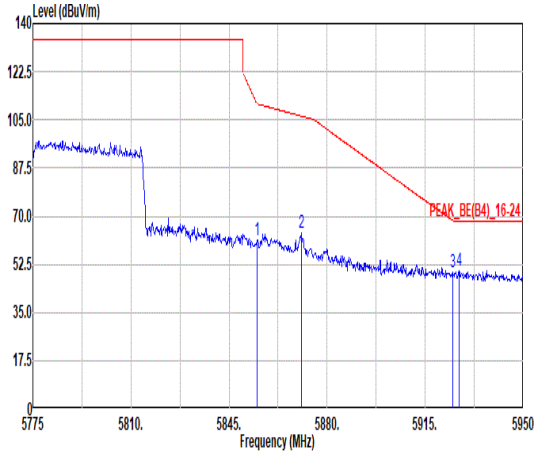 Freq Level Limit Line Margin Read Level Ant Factor Cable Loss Preamp Factor APos TPos Remark MHz dBuV/m dBuV/m dB dBuV dB/m dB dB cm deg 1 5854.98 61.02 110.86 -49.84 50.19 34.84 8.87 32.88 106 28 PEAK 2 5870.73 63.68 106.40 -42.72 52.85 34.87 8.85 32.89 106 28 PEAK 3 5924.80 49.49 68.35 -18.86 38.66 34.97 8.79 32.93 106 28 PEAK 4 5927.08 50.06 68.30 -18.24 39.23 34.97 8.79 32.93 106 28 PEAK	Blank

Mode	50	
	Band Edge - L	
	U-NII-3_5.725-5.85_802.11ax HE80_CH155_Full_5775MHz	
ANT	5	
Pol.	Vertical	Fundamental
Peak	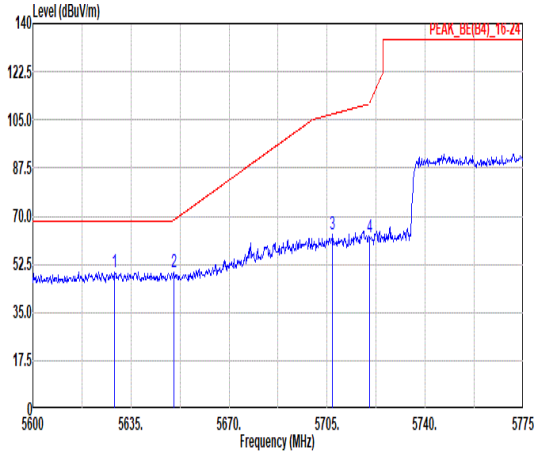 Freq Level Limit Line Margin Read Level Ant Factor Cable Loss Preamp Factor APos TPos Remark MHz dBuV/m dBuV/m dB dBuV dB/m dB dB cm deg 1 5629.05 49.81 68.30 -18.49 39.77 34.43 8.32 32.71 104 284 PEAK 2 5650.23 49.56 68.47 -18.91 39.41 34.47 8.40 32.72 104 284 PEAK 3 5706.93 63.18 107.14 -43.96 52.77 34.57 8.61 32.77 104 284 PEAK 4 5720.05 62.29 110.91 -48.62 51.82 34.59 8.66 32.78 104 284 PEAK	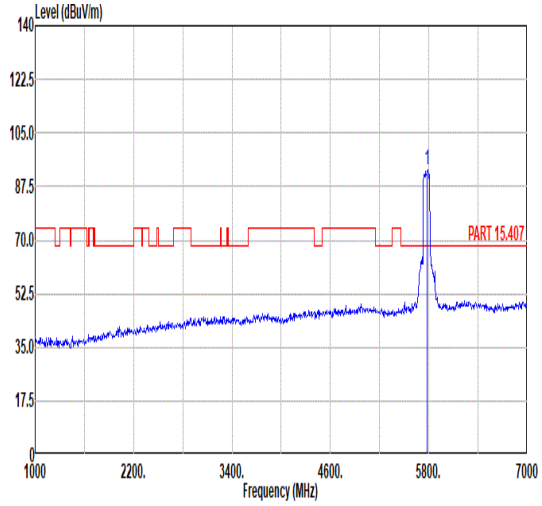 Freq Level Limit Line Margin Read Level Ant Factor Cable Loss Preamp Factor APos TPos Remark MHz dBuV/m dBuV/m dB dBuV dB/m dB dB cm deg 1 5775.00 93.09 ------ ------ 82.29 34.72 8.91 32.83 104 284 PEAK
Avg	Blank	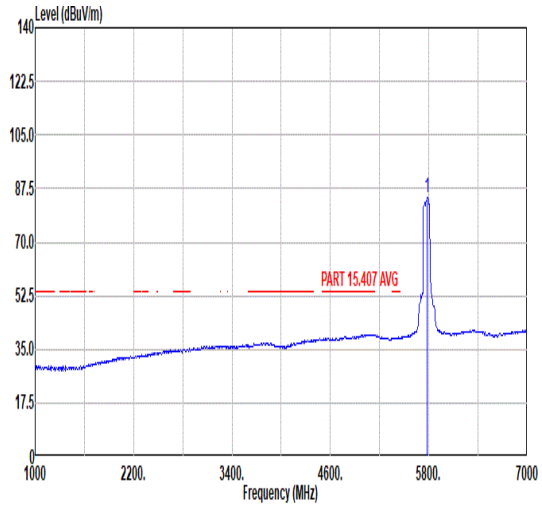 Freq Level Limit Line Margin Read Level Ant Factor Cable Loss Preamp Factor APos TPos Remark MHz dBuV/m dBuV/m dB dBuV dB/m dB dB cm deg 1 5775.00 84.47 ------ ------ 73.70 34.71 8.88 32.82 104 284 AVERAGE

Mode	50	
	Band Edge - R	
	U-NII-3_5.725-5.85_802.11ax HE80_CH155_Full_5775MHz	
ANT	5	
Pol.	Vertical	Fundamental
Peak	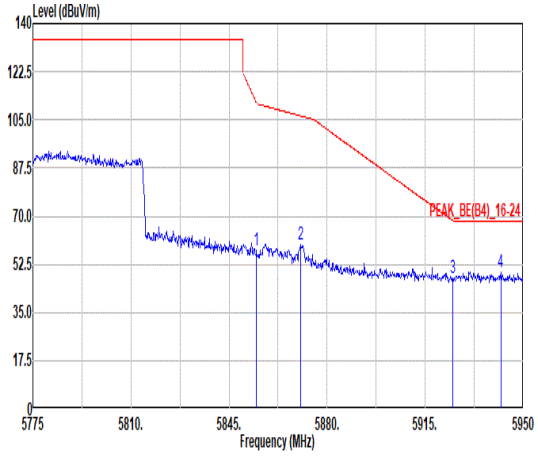 Freq Level Limit Line Margin Read Level Ant Factor Cable Loss Preamp Factor APos TPos Remark MHz dBuV/m dBuV/m dB dBuV dB/m dB dB cm deg 1 5854.80 57.58 111.26 -53.68 46.75 34.84 8.87 32.88 104 284 PEAK 2 5870.55 59.78 106.44 -46.66 48.95 34.87 8.85 32.89 104 284 PEAK 3 5924.80 47.56 68.35 -20.79 36.73 34.97 8.79 32.93 104 284 PEAK 4 5941.95 49.81 68.30 -18.49 38.99 35.00 8.77 32.95 104 284 PEAK	Blank

Mode	50	
	Harmonic	
	U-NII-3_5.725-5.85_802.11ax HE80_CH155_Full_5775MHz	
ANT	5	
Pol.	Horizontal	Vertical
Peak Avg	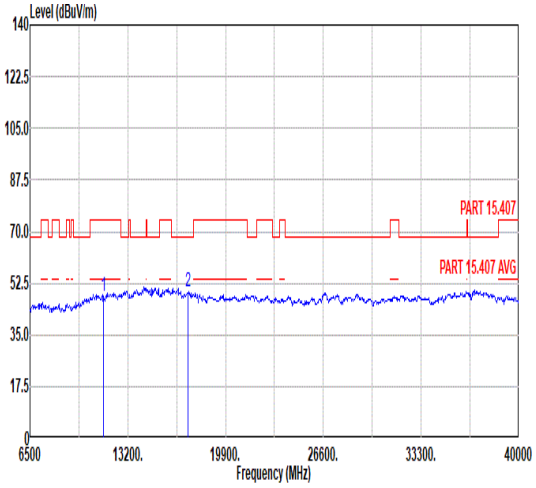 Freq Level Limit Line Margin Read Level Ant Factor Cable Loss Preamp Factor APos TPos Remark MHz dBuV/m dBuV/m dB dBuV dB/m dB dB cm deg 1 11550.00 47.93 74.00 -26.07 56.92 37.22 11.48 57.69 -- -- Peak 2 17325.00 49.64 68.30 -18.66 52.85 41.44 13.19 57.84 -- -- Peak	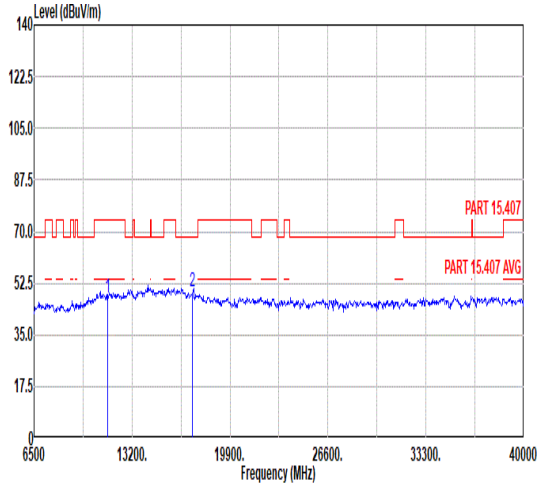 Freq Level Limit Line Margin Read Level Ant Factor Cable Loss Preamp Factor APos TPos Remark MHz dBuV/m dBuV/m dB dBuV dB/m dB dB cm deg 1 11550.00 47.73 74.00 -26.27 56.72 37.22 11.48 57.69 -- -- Peak 2 17325.00 49.44 68.30 -18.86 52.65 41.44 13.19 57.84 -- -- Peak

Mode	51	
	Band Edge	
	U-NII-3_5.725-5.85_802.11ax HE20_CH149_Partial RU26/0_5745MHz	
ANT	5	
Pol.	Horizontal	Fundamental
Peak	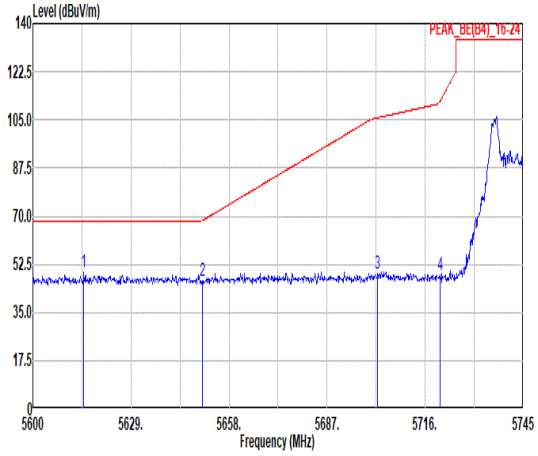 Freq Level Limit Line Margin Read Level Ant Factor Cable Loss Preamp Factor APos TPos Remark MHz dBuV/m dBuV/m dB dBuV dB/m dB dB cm deg 1 5615.08 49.57 68.30 -18.73 39.59 34.40 8.27 32.69 104 18 PEAK 2 5650.03 46.63 68.32 -21.69 36.49 34.46 8.40 32.72 104 18 PEAK 3 5701.94 49.30 105.74 -56.44 38.91 34.56 8.59 32.76 104 18 PEAK 4 5720.35 48.70 111.60 -62.90 38.23 34.59 8.66 32.78 104 18 PEAK	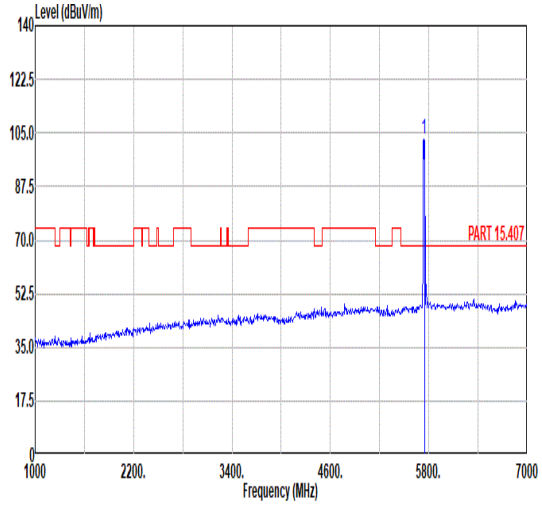 Freq Level Limit Line Margin Read Level Ant Factor Cable Loss Preamp Factor APos TPos Remark MHz dBuV/m dBuV/m dB dBuV dB/m dB dB cm deg 1 5745.00 102.86 ------ ------ 92.29 34.63 8.73 32.79 104 18 PEAK
Avg	Blank	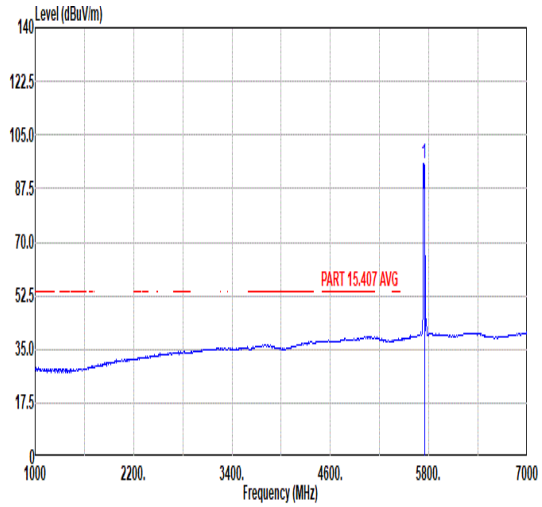 Freq Level Limit Line Margin Read Level Ant Factor Cable Loss Preamp Factor APos TPos Remark MHz dBuV/m dBuV/m dB dBuV dB/m dB dB cm deg 1 5745.00 95.80 ------ ------ 85.26 34.62 8.71 32.79 104 18 AVERAGE

Mode	51	
	Band Edge	
	U-NII-3_5.725-5.85_802.11ax HE20_CH149_Partial RU26/0_5745MHz	
ANT	5	
Pol.	Vertical	Fundamental
Peak	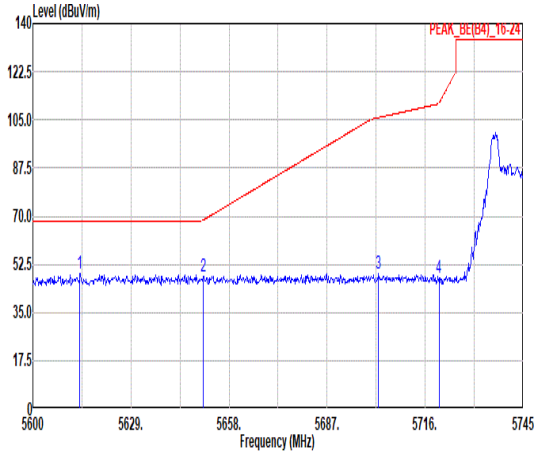 Freq Level Limit Line Margin Read Level Ant Factor Cable Loss Preamp Factor APos TPos Remark MHz dBuV/m dBuV/m dB dBuV dB/m dB dB cm deg 1 5613.92 48.92 68.30 -19.38 38.95 34.40 8.26 32.69 104 285 PEAK 2 5650.46 48.11 68.64 -20.53 37.96 34.47 8.40 32.72 104 285 PEAK 3 5702.23 48.99 105.82 -56.83 38.60 34.56 8.59 32.76 104 285 PEAK 4 5720.06 47.44 110.94 -63.50 36.97 34.59 8.66 32.78 104 285 PEAK	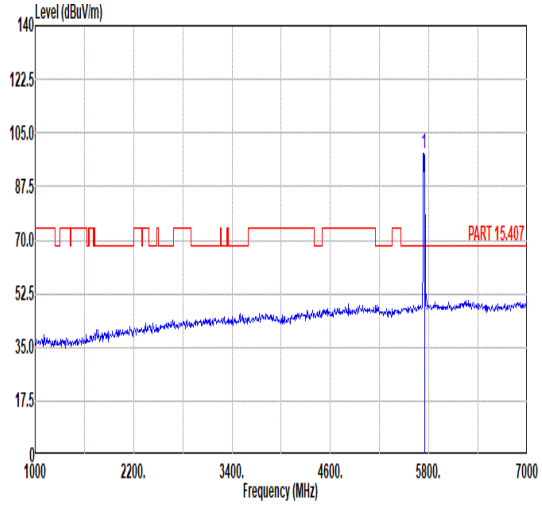 Freq Level Limit Line Margin Read Level Ant Factor Cable Loss Preamp Factor APos TPos Remark MHz dBuV/m dBuV/m dB dBuV dB/m dB dB cm deg 1 5745.00 98.45 ------ ------ 87.88 34.63 8.73 32.79 104 285 PEAK
Avg	Blank	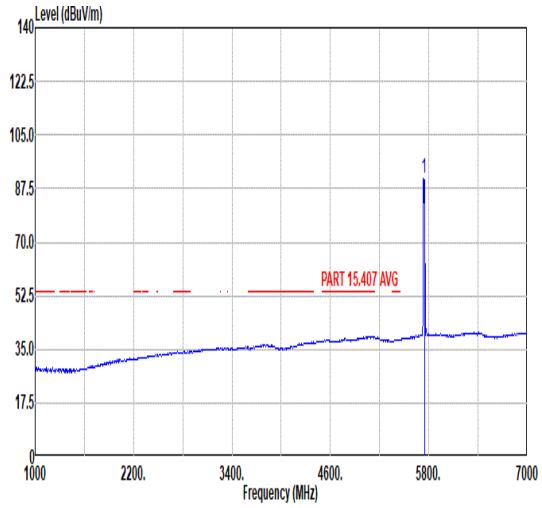 Freq Level Limit Line Margin Read Level Ant Factor Cable Loss Preamp Factor APos TPos Remark MHz dBuV/m dBuV/m dB dBuV dB/m dB dB cm deg 1 5745.00 90.87 ------ ------ 80.33 34.62 8.71 32.79 104 285 AVERAGE

Mode	52	
	Band Edge	
	U-NII-3_5.725-5.85_802.11ax HE20_CH165_Partial RU26/8_5825MHz	
ANT	5	
Pol.	Horizontal	Fundamental
Peak	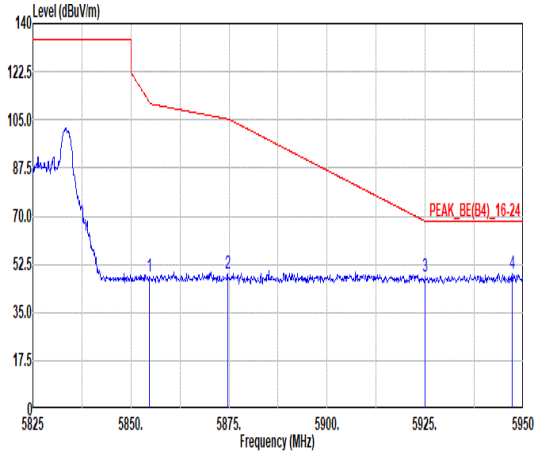 Freq Level Limit Line Margin Read Level Ant Factor Cable Loss Preamp Factor APos TPos Remark MHz dBuV/m dBuV/m dB dBuV dB/m dB dB cm deg 1 5854.63 48.04 111.65 -63.61 37.21 34.84 8.87 32.88 118 28 PEAK 2 5874.63 49.17 105.30 -56.13 38.34 34.87 8.85 32.89 118 28 PEAK 3 5925.00 48.23 68.20 -19.97 37.40 34.97 8.79 32.93 118 28 PEAK 4 5947.25 49.31 68.30 -18.99 38.49 35.01 8.76 32.95 118 28 PEAK	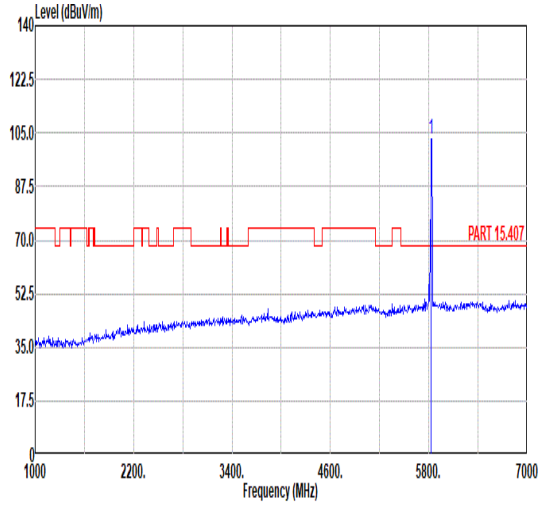 Freq Level Limit Line Margin Read Level Ant Factor Cable Loss Preamp Factor APos TPos Remark MHz dBuV/m dBuV/m dB dBuV dB/m dB dB cm deg 1 5825.00 103.00 ------ ------ 92.17 34.79 8.90 32.86 118 28 PEAK
Avg	Blank	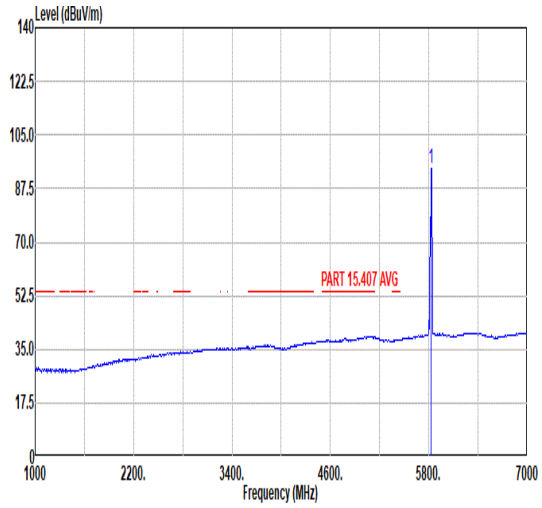 Freq Level Limit Line Margin Read Level Ant Factor Cable Loss Preamp Factor APos TPos Remark MHz dBuV/m dBuV/m dB dBuV dB/m dB dB cm deg 1 5825.00 94.18 ------ ------ 83.35 34.80 8.89 32.86 118 28 AVERAGE

Mode	52	
	Band Edge	
	U-NII-3_5.725-5.85_802.11ax HE20_CH165_Partial RU26/8_5825MHz	
ANT	5	
Pol.	Vertical	Fundamental
Peak	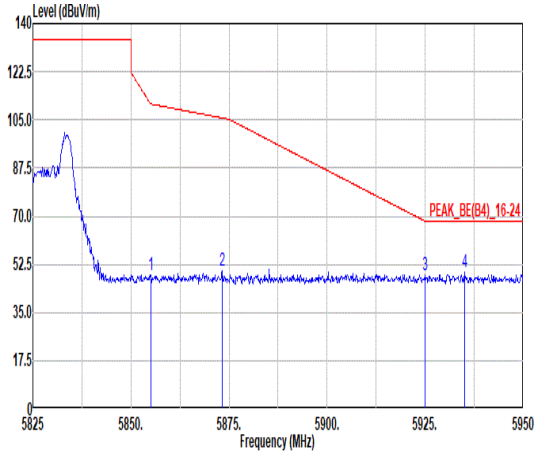 Freq Level Limit Line Margin Read Level Ant Factor Cable Loss Preamp Factor APos TPos Remark MHz dBuV/m dBuV/m dB dBuV dB/m dB dB cm deg 1 5855.00 48.58 110.80 -62.22 37.75 34.84 8.87 32.88 100 267 PEAK 2 5873.25 50.27 105.69 -55.42 39.44 34.87 8.85 32.89 100 267 PEAK 3 5925.00 48.75 68.20 -19.45 37.92 34.97 8.79 32.93 100 267 PEAK 4 5935.00 49.48 68.30 -18.82 38.66 34.98 8.78 32.94 100 267 PEAK	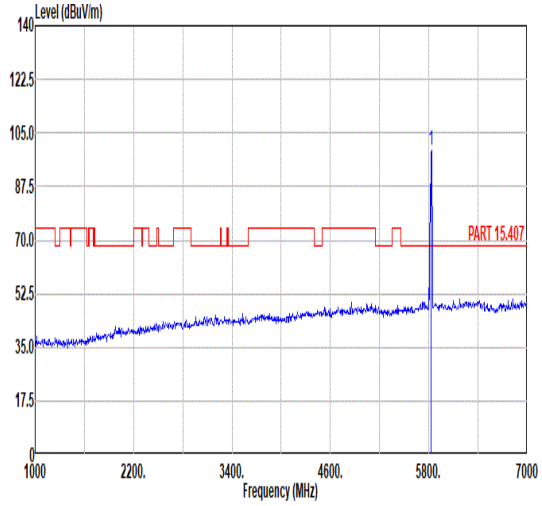 Freq Level Limit Line Margin Read Level Ant Factor Cable Loss Preamp Factor APos TPos Remark MHz dBuV/m dBuV/m dB dBuV dB/m dB dB cm deg 1 5825.00 99.18 ------ ------ 88.35 34.80 8.89 32.86 100 267 PEAK
Avg	Blank	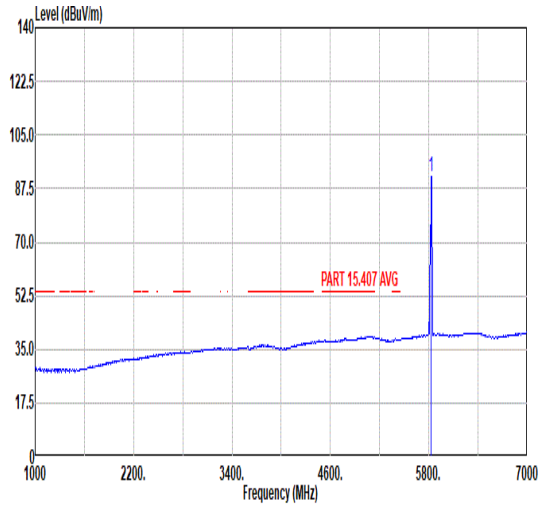 Freq Level Limit Line Margin Read Level Ant Factor Cable Loss Preamp Factor APos TPos Remark MHz dBuV/m dBuV/m dB dBuV dB/m dB dB cm deg 1 5825.00 91.62 ------ ------ 80.79 34.80 8.89 32.86 100 267 AVERAGE

Mode	53	
	Band Edge	
	U-NII-3_5.725-5.85_802.11ax HE20_CH149_Partial RU52/37_5745MHz	
ANT	5	
Pol.	Horizontal	Fundamental
Peak	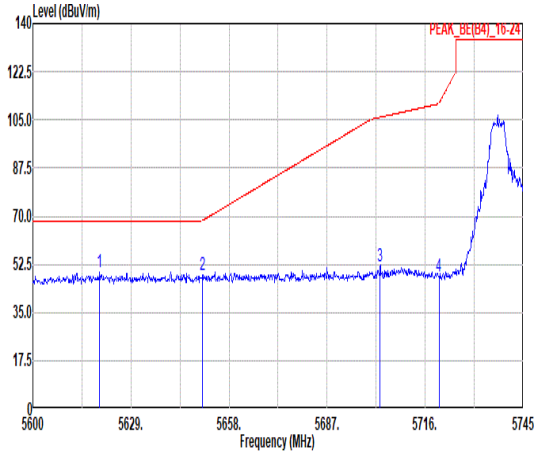 Freq Level Limit Line Margin Read Level Ant Factor Cable Loss Preamp Factor APos TPos Remark MHz dBuV/m dBuV/m dB dBuV dB/m dB dB cm deg 1 5619.72 49.46 68.30 -18.84 39.46 34.41 8.29 32.70 104 15 PEAK 2 5650.17 48.60 68.43 -19.83 38.45 34.47 8.40 32.72 104 15 PEAK 3 5702.66 52.03 105.95 -53.92 41.64 34.56 8.59 32.76 104 15 PEAK 4 5720.06 48.25 110.94 -62.69 37.78 34.59 8.66 32.78 104 15 PEAK	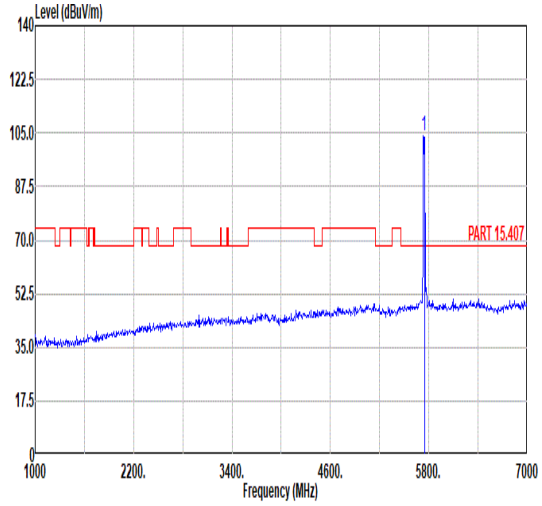 Freq Level Limit Line Margin Read Level Ant Factor Cable Loss Preamp Factor APos TPos Remark MHz dBuV/m dBuV/m dB dBuV dB/m dB dB cm deg 1 5745.00 103.99 ------ ------ 93.45 34.62 8.71 32.79 104 15 PEAK
Avg	Blank	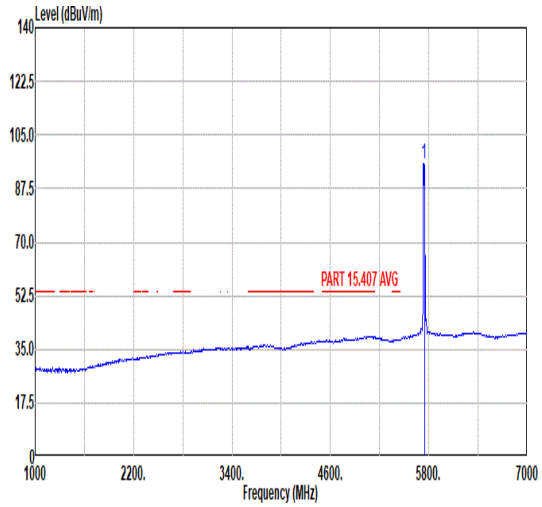 Freq Level Limit Line Margin Read Level Ant Factor Cable Loss Preamp Factor APos TPos Remark MHz dBuV/m dBuV/m dB dBuV dB/m dB dB cm deg 1 5745.00 95.63 ------ ------ 85.06 34.63 8.73 32.79 104 15 AVERAGE

Mode	53	
	Band Edge	
	U-NII-3_5.725-5.85_802.11ax HE20_CH149_Partial RU52/37_5745MHz	
ANT	5	
Pol.	Vertical	Fundamental
Peak	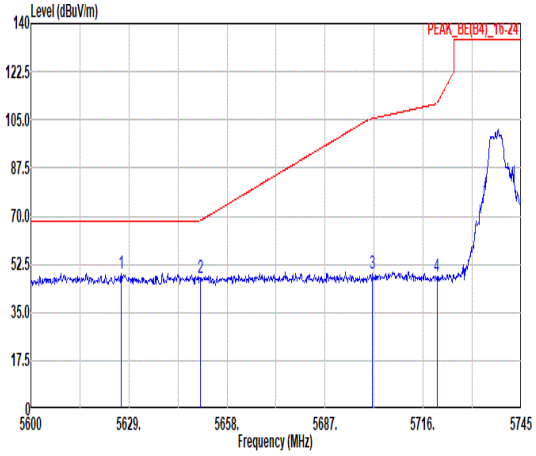 Freq Level Limit Line Margin Read Level Ant Factor Cable Loss Preamp Factor APos TPos Remark MHz dBuV/m dBuV/m dB dBuV dB/m dB dB cm deg 1 5626.68 49.16 68.30 -19.14 39.13 34.42 8.31 32.70 100 264 PEAK 2 5650.03 47.53 68.32 -20.79 37.39 34.46 8.40 32.72 100 264 PEAK 3 5700.92 49.24 105.46 -56.22 38.85 34.56 8.59 32.76 100 264 PEAK 4 5720.06 47.89 110.94 -63.05 37.42 34.59 8.66 32.78 100 264 PEAK	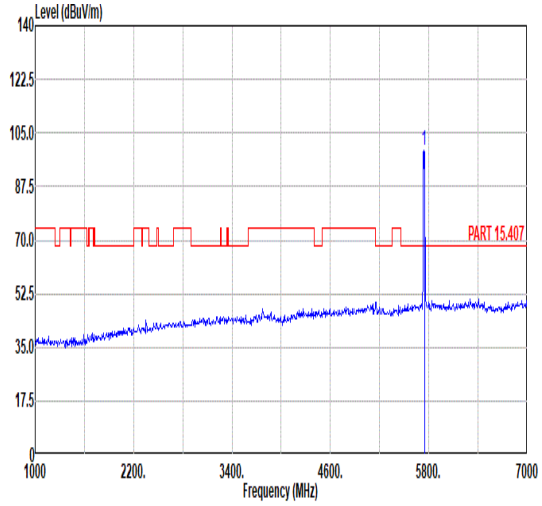 Freq Level Limit Line Margin Read Level Ant Factor Cable Loss Preamp Factor APos TPos Remark MHz dBuV/m dBuV/m dB dBuV dB/m dB dB cm deg 1 5745.00 99.41 ------ ------ 88.84 34.63 8.73 32.79 100 264 PEAK
Avg	Blank	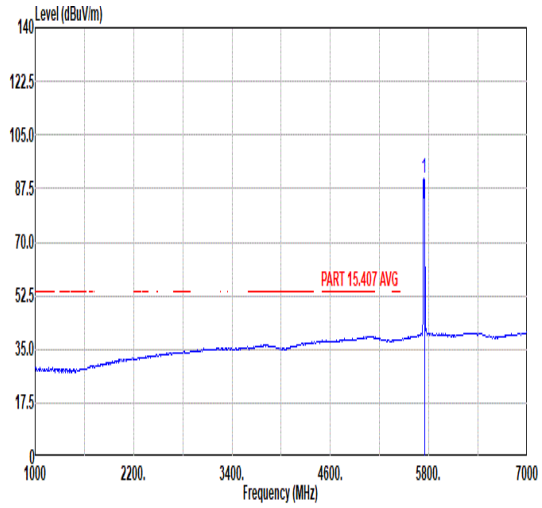 Freq Level Limit Line Margin Read Level Ant Factor Cable Loss Preamp Factor APos TPos Remark MHz dBuV/m dBuV/m dB dBuV dB/m dB dB cm deg 1 5745.00 90.70 ------ ------ 80.13 34.63 8.73 32.79 100 264 AVERAGE

Mode	54	
	Band Edge	
	U-NII-3_5.725-5.85_802.11ax HE20_CH165_Partial RU52/40_5825MHz	
ANT	5	
Pol.	Horizontal	Fundamental
Peak	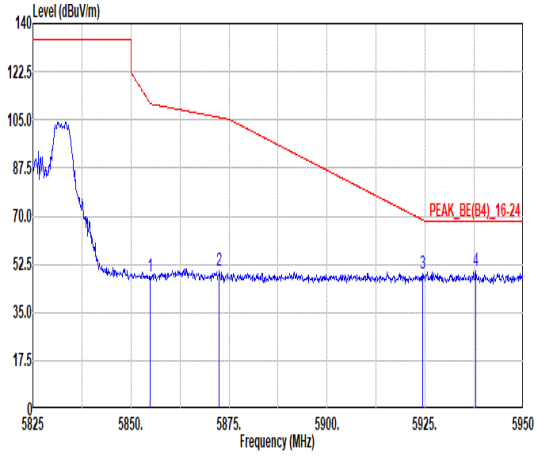 Freq Level Limit Line Margin Read Level Ant Factor Cable Loss Preamp Factor APos TPos Remark MHz dBuV/m dBuV/m dB dBuV dB/m dB dB cm deg 1 5854.88 48.13 111.08 -62.95 37.30 34.84 8.87 32.88 111 8 PEAK 2 5872.50 50.32 105.90 -55.58 39.49 34.87 8.85 32.89 111 8 PEAK 3 5924.38 49.11 68.66 -19.55 38.28 34.97 8.79 32.93 111 8 PEAK 4 5937.88 49.93 68.30 -18.37 39.11 34.99 8.77 32.94 111 8 PEAK	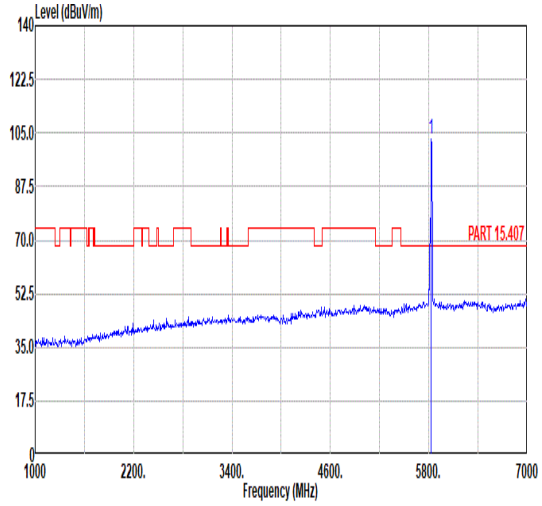 Freq Level Limit Line Margin Read Level Ant Factor Cable Loss Preamp Factor APos TPos Remark MHz dBuV/m dBuV/m dB dBuV dB/m dB dB cm deg 1 5825.00 102.87 ------ ------ 92.04 34.79 8.90 32.86 111 8 PEAK
Avg	Blank	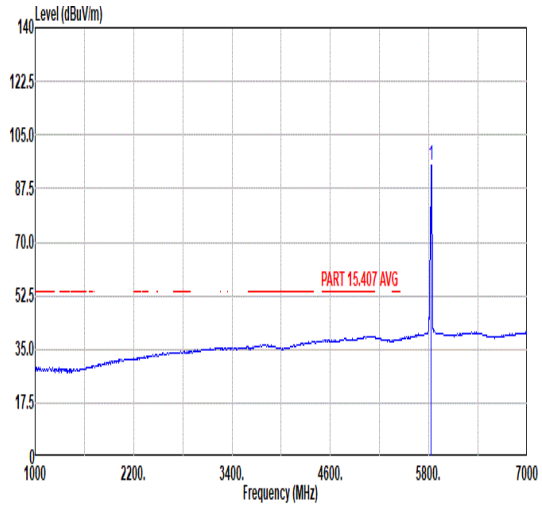 Freq Level Limit Line Margin Read Level Ant Factor Cable Loss Preamp Factor APos TPos Remark MHz dBuV/m dBuV/m dB dBuV dB/m dB dB cm deg 1 5825.00 95.31 ------ ------ 84.48 34.79 8.90 32.86 111 8 AVERAGE

Mode	54	
	Band Edge	
	U-NII-3_5.725-5.85_802.11ax HE20_CH165_Partial RU52/40_5825MHz	
ANT	5	
Pol.	Vertical	Fundamental
Peak	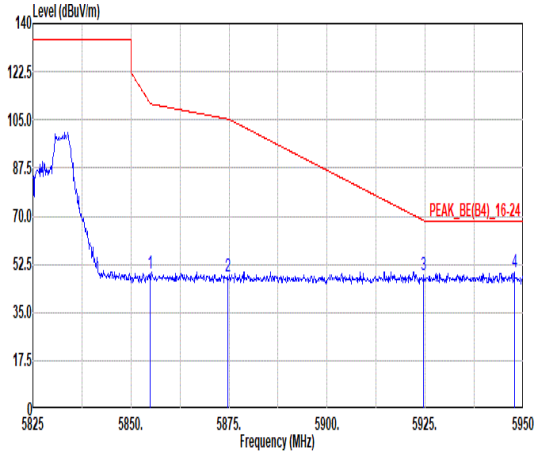 Freq Level Limit Line Margin Read Level Ant Factor Cable Loss Preamp Factor APos TPos Remark MHz dBuV/m dBuV/m dB dBuV dB/m dB dB cm deg 1 5854.88 48.92 111.08 -62.16 38.09 34.84 8.87 32.88 100 280 PEAK 2 5874.63 47.97 105.30 -57.33 37.14 34.87 8.85 32.89 100 280 PEAK 3 5924.63 48.49 68.48 -19.99 37.66 34.97 8.79 32.93 100 280 PEAK 4 5947.75 49.48 68.30 -18.82 38.66 35.01 8.76 32.95 100 280 PEAK	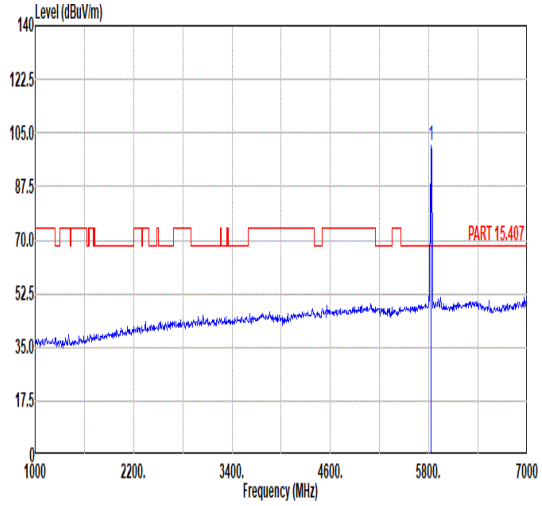 Freq Level Limit Line Margin Read Level Ant Factor Cable Loss Preamp Factor APos TPos Remark MHz dBuV/m dBuV/m dB dBuV dB/m dB dB cm deg 1 5825.00 100.66 ------ ------ 89.83 34.79 8.90 32.86 100 280 PEAK
Avg	Blank	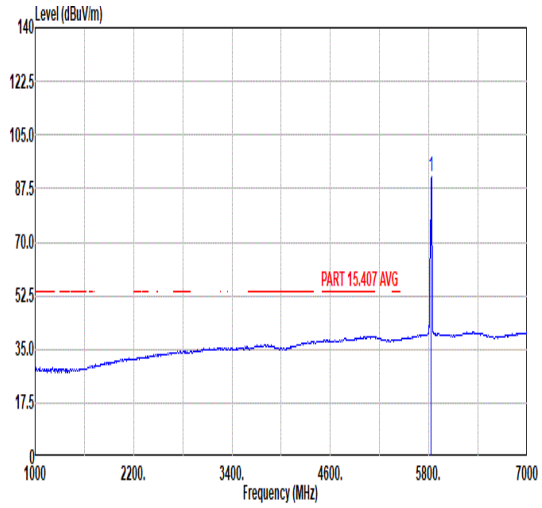 Freq Level Limit Line Margin Read Level Ant Factor Cable Loss Preamp Factor APos TPos Remark MHz dBuV/m dBuV/m dB dBuV dB/m dB dB cm deg 1 5825.00 91.18 ------ ------ 80.35 34.80 8.89 32.86 100 280 AVERAGE

Mode	55	
	Band Edge	
	U-NII-3_5.725-5.85_802.11ax HE20_CH149_Partial RU106/53_5745MHz	
ANT	5	
Pol.	Horizontal	Fundamental
Peak	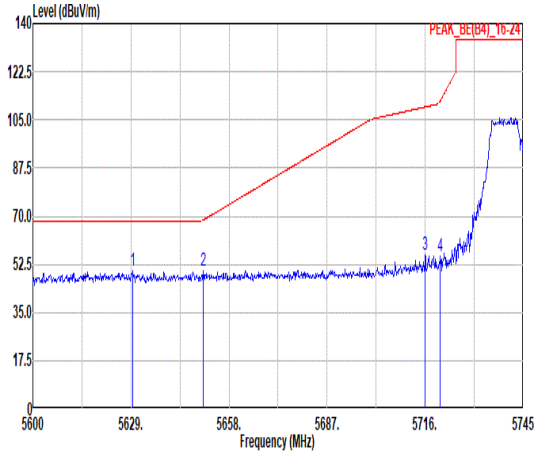 Freq Level Limit Line Margin Read Level Ant Factor Cable Loss Preamp Factor APos TPos Remark MHz dBuV/m dBuV/m dB dBuV dB/m dB dB cm deg 1 5629.58 50.05 68.30 -18.25 40.01 34.43 8.32 32.71 103 11 PEAK 2 5650.32 50.13 68.53 -18.40 39.98 34.47 8.40 32.72 103 11 PEAK 3 5716.00 55.87 109.68 -53.81 45.41 34.59 8.64 32.77 103 11 PEAK 4 5720.50 55.22 111.93 -56.71 44.75 34.59 8.66 32.78 103 11 PEAK	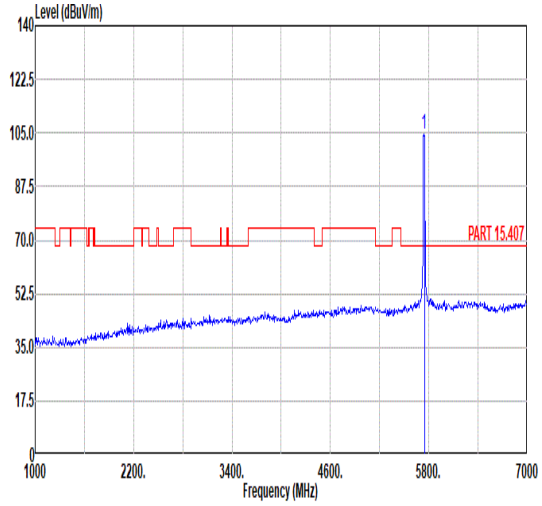 Freq Level Limit Line Margin Read Level Ant Factor Cable Loss Preamp Factor APos TPos Remark MHz dBuV/m dBuV/m dB dBuV dB/m dB dB cm deg 1 5745.00 104.57 ------ ------ 94.00 34.63 8.73 32.79 103 11 PEAK
Avg	Blank	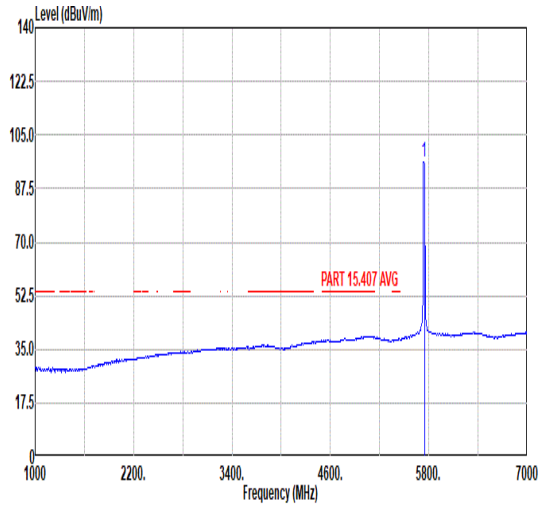 Freq Level Limit Line Margin Read Level Ant Factor Cable Loss Preamp Factor APos TPos Remark MHz dBuV/m dBuV/m dB dBuV dB/m dB dB cm deg 1 5745.00 96.00 ------ ------ 85.43 34.63 8.73 32.79 103 11 AVERAGE

Mode	55	
	Band Edge	
	U-NII-3_5.725-5.85_802.11ax HE20_CH149_Partial RU106/53_5745MHz	
ANT	5	
Pol.	Vertical	Fundamental
Peak	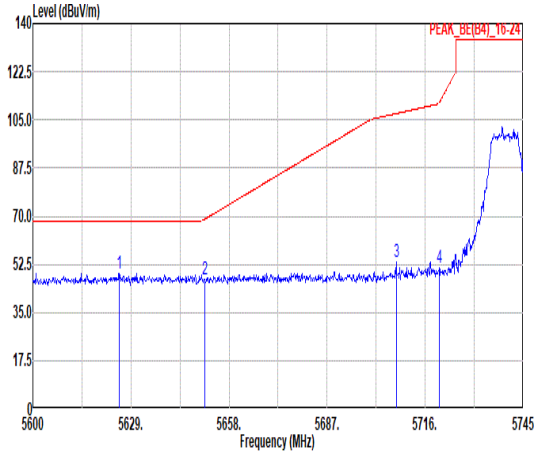 Freq Level Limit Line Margin Read Level Ant Factor Cable Loss Preamp Factor APos TPos Remark MHz dBuV/m dBuV/m dB dBuV dB/m dB dB cm deg 1 5625.52 49.32 68.30 -18.98 39.29 34.42 8.31 32.70 102 281 PEAK 2 5650.75 47.08 68.86 -21.78 36.93 34.47 8.40 32.72 102 281 PEAK 3 5707.45 53.39 107.29 -53.90 42.98 34.57 8.61 32.77 102 281 PEAK 4 5720.21 51.24 111.27 -60.03 40.77 34.59 8.66 32.78 102 281 PEAK	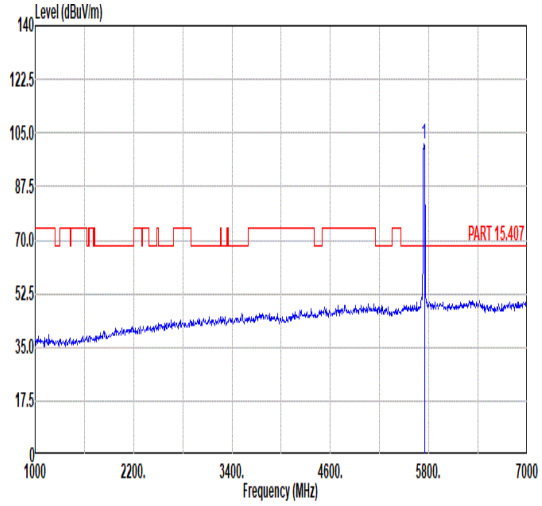 Freq Level Limit Line Margin Read Level Ant Factor Cable Loss Preamp Factor APos TPos Remark MHz dBuV/m dBuV/m dB dBuV dB/m dB dB cm deg 1 5745.00 101.55 ------ ------ 90.98 34.63 8.73 32.79 102 281 PEAK
Avg	Blank	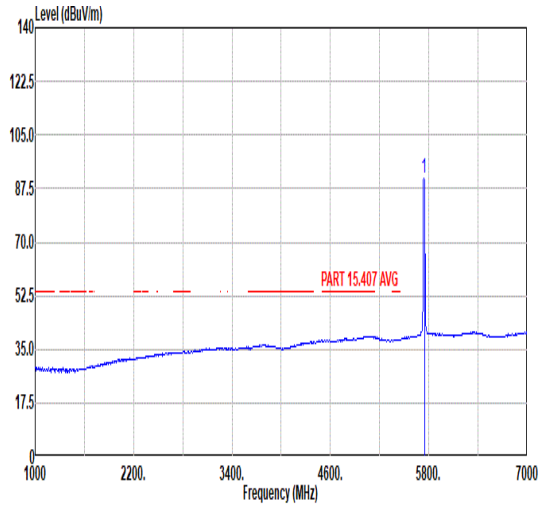 Freq Level Limit Line Margin Read Level Ant Factor Cable Loss Preamp Factor APos TPos Remark MHz dBuV/m dBuV/m dB dBuV dB/m dB dB cm deg 1 5745.00 90.72 ------ ------ 80.15 34.63 8.73 32.79 102 281 AVERAGE

Mode	56	
	Band Edge	
	U-NII-3_5.725-5.85_802.11ax HE20_CH165_Partial RU106/54_5825MHz	
ANT	5	
Pol.	Horizontal	Fundamental
Peak	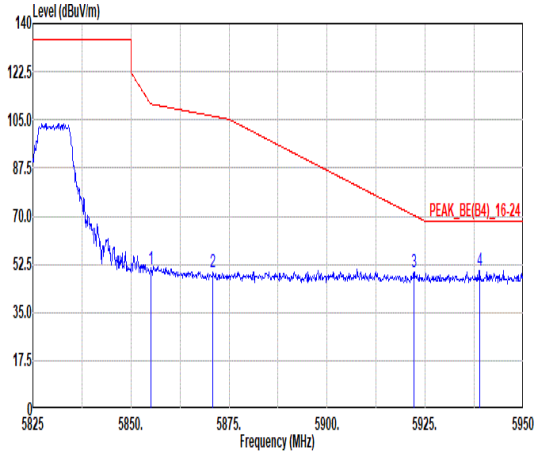 Freq Level Limit Line Margin Read Level Ant Factor Cable Loss Preamp Factor APos TPos Remark MHz dBuV/m dBuV/m dB dBuV dB/m dB dB cm deg 1 5855.00 50.91 110.80 -59.89 40.08 34.84 8.87 32.88 102 14 PEAK 2 5870.88 49.81 106.35 -56.54 38.98 34.87 8.85 32.89 102 14 PEAK 3 5922.13 49.57 70.32 -20.75 38.75 34.96 8.79 32.93 102 14 PEAK 4 5938.88 50.44 68.30 -17.86 39.62 34.99 8.77 32.94 102 14 PEAK	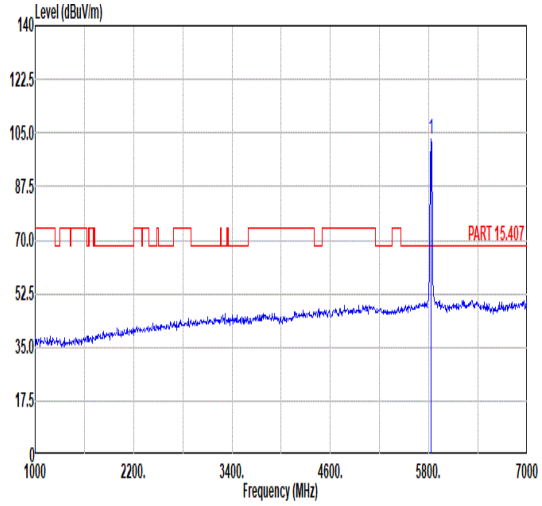 Freq Level Limit Line Margin Read Level Ant Factor Cable Loss Preamp Factor APos TPos Remark MHz dBuV/m dBuV/m dB dBuV dB/m dB dB cm deg 1 5825.00 103.24 ------ ------ 92.41 34.79 8.90 32.86 102 14 PEAK
Avg	Blank	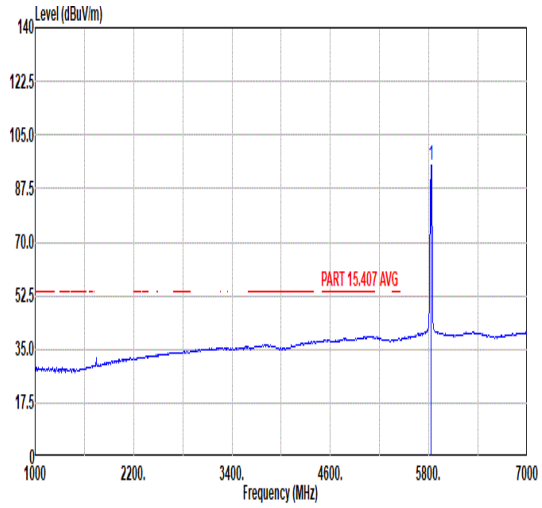 Freq Level Limit Line Margin Read Level Ant Factor Cable Loss Preamp Factor APos TPos Remark MHz dBuV/m dBuV/m dB dBuV dB/m dB dB cm deg 1 5825.00 95.30 ------ ------ 84.47 34.79 8.90 32.86 102 14 AVERAGE

Mode	56	
	Band Edge	
	U-NII-3_5.725-5.85_802.11ax HE20_CH165_Partial RU106/54_5825MHz	
ANT	5	
Pol.	Vertical	Fundamental
Peak	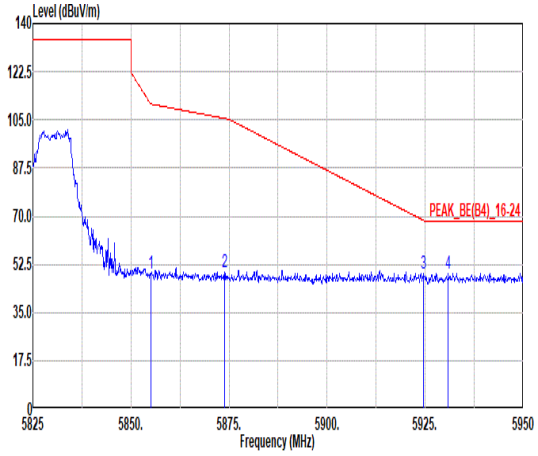 Freq Level Limit Line Margin Read Level Ant Factor Cable Loss Preamp Factor APos TPos Remark 1 5855.00 48.91 110.80 -61.89 38.08 34.84 8.87 32.88 101 283 PEAK 2 5873.88 49.43 105.51 -56.08 38.60 34.87 8.85 32.89 101 283 PEAK 3 5924.63 49.00 68.48 -19.48 38.17 34.97 8.79 32.93 101 283 PEAK 4 5930.88 49.37 68.30 -18.93 38.55 34.98 8.78 32.94 101 283 PEAK	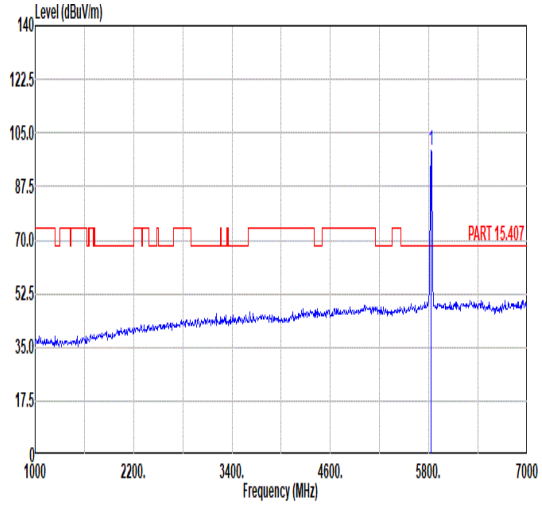 Freq Level Limit Line Margin Read Level Ant Factor Cable Loss Preamp Factor APos TPos Remark 1 5825.00 99.25 ------ ------ 88.42 34.79 8.90 32.86 101 283 PEAK
Avg	Blank	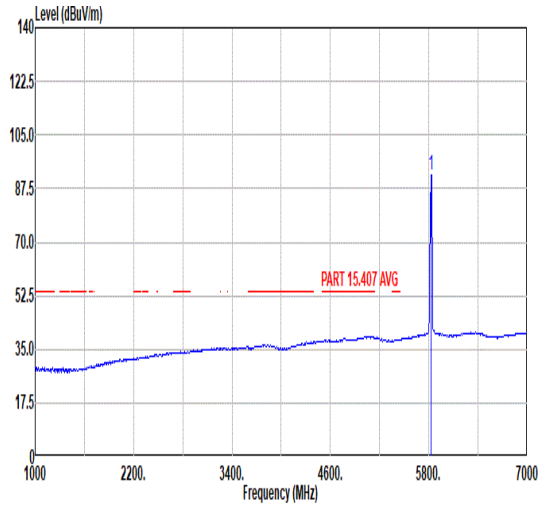 Freq Level Limit Line Margin Read Level Ant Factor Cable Loss Preamp Factor APos TPos Remark 1 5825.00 91.98 ------ ------ 81.15 34.80 8.89 32.86 101 283 AVERAGE

Mode	57	
	Harmonic	
	U-NII-2C-3_5.47-5.725_802.11a_CH144_5720MHz	
ANT	5	
Pol.	Horizontal	Vertical
Peak Avg	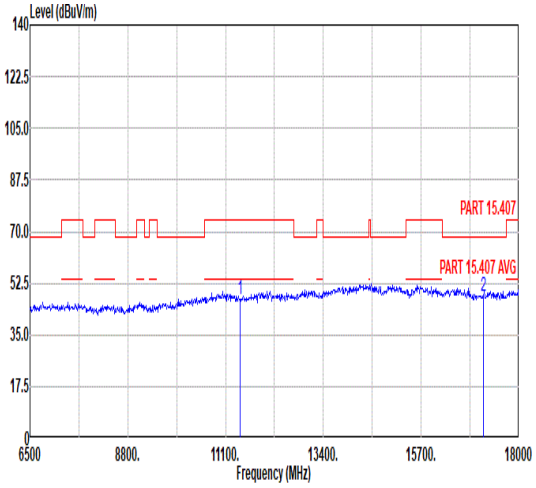 Freq Level Limit Line Margin Read Level Ant Factor Cable Loss Preamp Factor APos TPos Remark MHz dBuV/m dBuV/m dB dBuV dB/m dB dB cm deg 1 11440.00 46.93 74.00 -27.07 56.04 37.28 11.42 57.81 157 285 Peak 2 17160.00 48.32 68.30 -19.98 52.11 41.12 13.16 58.07 165 246 Peak	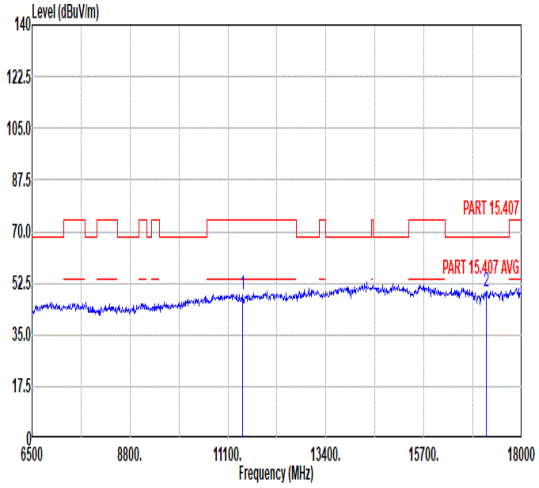 Freq Level Limit Line Margin Read Level Ant Factor Cable Loss Preamp Factor APos TPos Remark MHz dBuV/m dBuV/m dB dBuV dB/m dB dB cm deg 1 11440.00 48.71 74.00 -25.29 57.82 37.28 11.42 57.81 122 291 Peak 2 17160.00 49.47 68.30 -18.83 53.26 41.12 13.16 58.07 153 102 Peak

Mode	58	
	Harmonic	
	U-NII-2C-3_5.47-5.725_802.11ax HE20_CH144_Full_5720MHz	
ANT	5	
Pol.	Horizontal	Vertical
Peak Avg	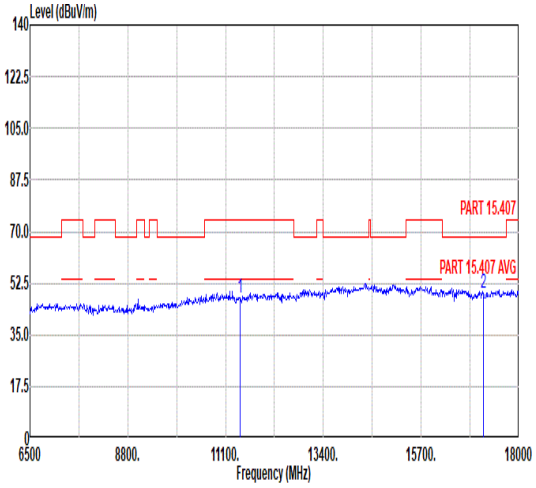 Freq Level Limit Line Margin Read Level Ant Factor Cable Loss Preamp Factor APos TPos Remark MHz dBuV/m dBuV/m dB dBuV dB/m dB dB cm deg 1 11440.00 47.55 74.00 -26.45 56.66 37.28 11.42 57.81 157 285 Peak 2 17160.00 49.03 68.30 -19.27 52.82 41.12 13.16 58.07 165 246 Peak	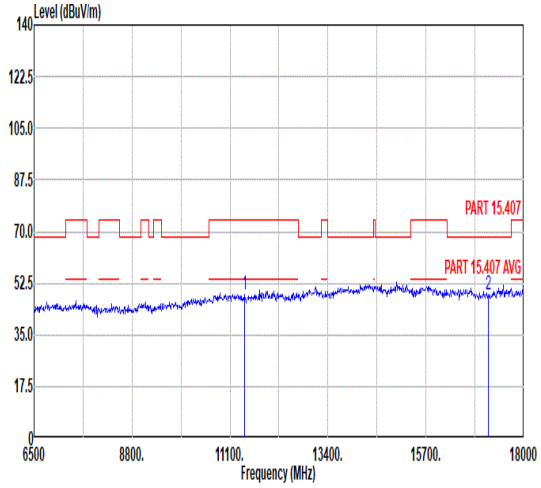 Freq Level Limit Line Margin Read Level Ant Factor Cable Loss Preamp Factor APos TPos Remark MHz dBuV/m dBuV/m dB dBuV dB/m dB dB cm deg 1 11440.00 48.38 74.00 -25.62 57.49 37.28 11.42 57.81 122 291 Peak 2 17160.00 48.58 68.30 -19.72 52.37 41.12 13.16 58.07 153 102 Peak

Mode	59	
	Harmonic	
	U-NII-2C-3_5.47-5.725_802.11ax HE40_CH142_Full_5710MHz	
ANT	5	
Pol.	Horizontal	Vertical
Peak Avg	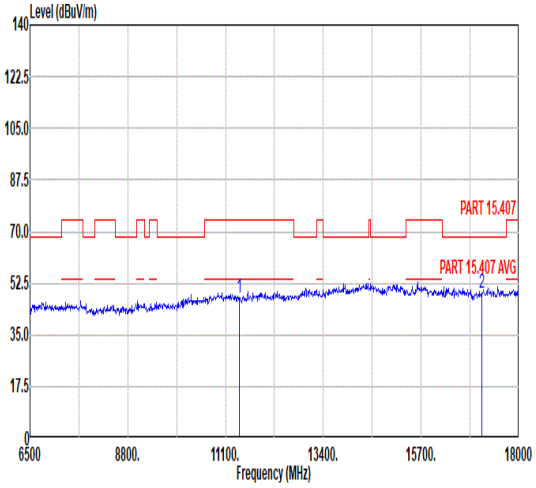 Freq Level Limit Line Margin Read Level Ant Factor Cable Loss Preamp Factor APos TPos Remark MHz dBuV/m dBuV/m dB dBuV dB/m dB dB cm deg 1 11420.00 47.62 74.00 -26.38 56.70 37.34 11.41 57.83 157 285 Peak 2 17130.00 49.30 68.30 -19.00 53.20 41.06 13.15 58.11 165 246 Peak	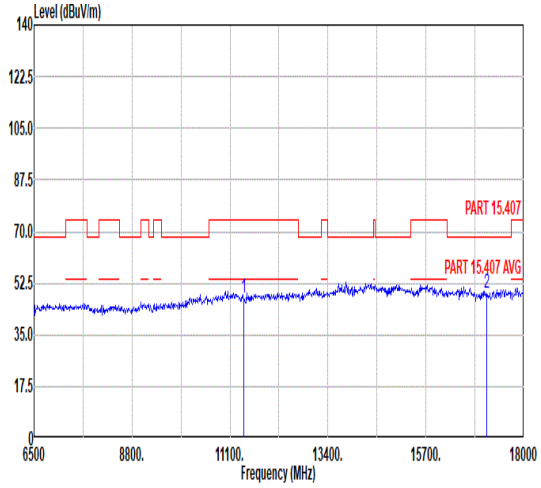 Freq Level Limit Line Margin Read Level Ant Factor Cable Loss Preamp Factor APos TPos Remark MHz dBuV/m dBuV/m dB dBuV dB/m dB dB cm deg 1 11420.00 47.67 74.00 -26.33 56.75 37.34 11.41 57.83 122 291 Peak 2 17130.00 48.89 68.30 -19.41 52.79 41.06 13.15 58.11 153 102 Peak

Mode	60	
	Harmonic	
	U-NII-2C-3_5.47-5.725_802.11ax HE80_CH138_Full_5690MHz	
ANT	5	
Pol.	Horizontal	Vertical
Peak Avg	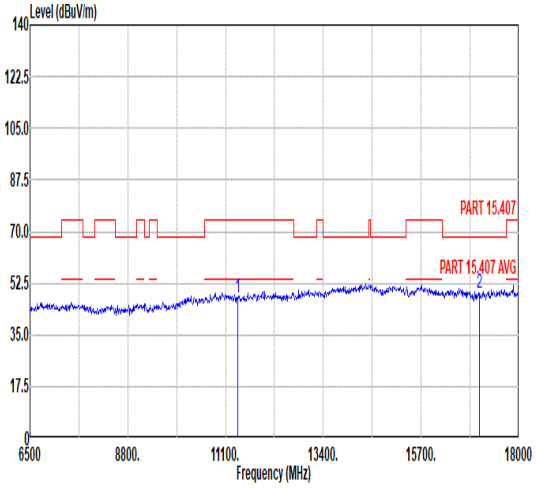 Freq Level Limit Line Margin Read Level Ant Factor Cable Loss Preamp Factor APos TPos Remark MHz dBuV/m dBuV/m dB dBuV dB/m dB dB cm deg 1 11380.00 47.58 74.00 -26.42 56.61 37.45 11.40 57.88 157 285 Peak 2 17070.00 48.87 68.30 -19.43 52.99 40.94 13.14 58.20 165 246 Peak	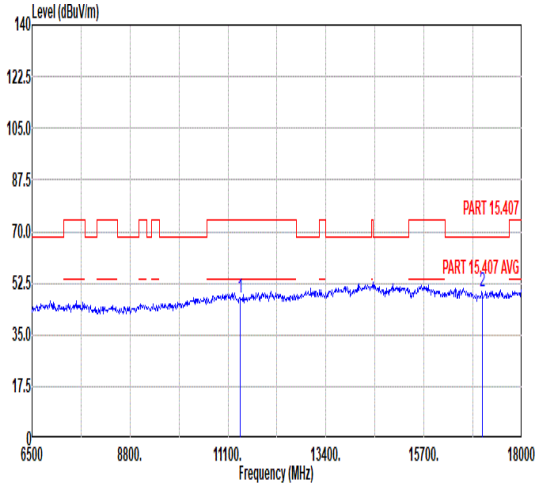 Freq Level Limit Line Margin Read Level Ant Factor Cable Loss Preamp Factor APos TPos Remark MHz dBuV/m dBuV/m dB dBuV dB/m dB dB cm deg 1 11380.00 47.72 74.00 -26.28 56.75 37.45 11.40 57.88 122 291 Peak 2 17070.00 49.50 68.30 -18.80 53.62 40.94 13.14 58.20 153 102 Peak

Mode	61	
	Harmonic	
	U-NII-2A_5.25-5.35_802.11ax HE20_LF_CH64_Full_5320MHz	
ANT	5	
Pol.	Horizontal	Vertical
Peak Avg	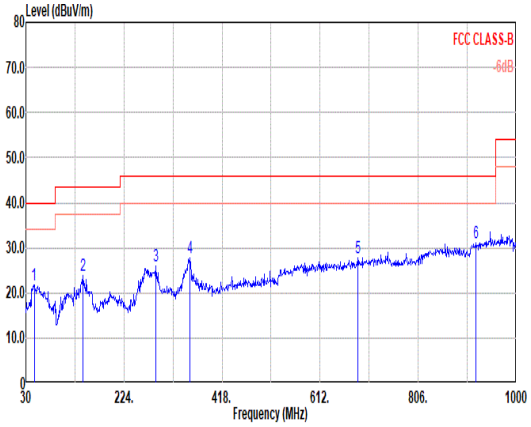 Freq Level Limit Line Margin Read Level Ant Factor Cable Loss Preamp Factor APos TPos Remark MHz dBuV/m dBuV/m dB dBuV dB/m dB dB cm deg 1 46.49 21.87 40.00 -18.13 36.56 19.62 0.69 35.00 -- -- Peak 2 142.52 23.81 43.50 -19.69 38.93 18.35 1.25 34.72 -- -- Peak 3 287.05 25.91 46.00 -20.09 40.06 18.72 1.76 34.63 -- -- Peak 4 353.98 27.69 46.00 -18.31 40.02 20.31 1.95 34.59 -- -- Peak 5 686.69 27.68 46.00 -18.32 32.46 26.87 2.78 34.43 -- -- Peak 6 919.49 31.24 46.00 -14.76 33.28 29.07 3.19 34.30 -- -- Peak	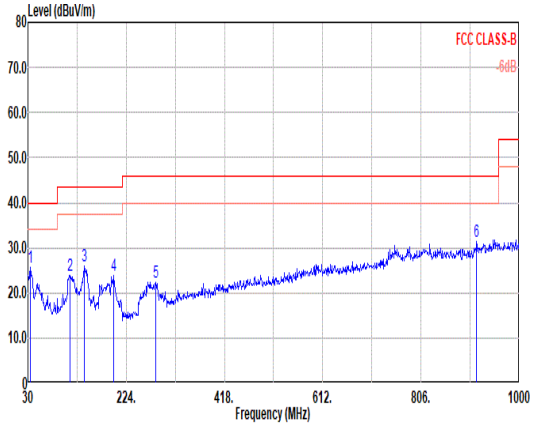 Freq Level Limit Line Margin Read Level Ant Factor Cable Loss Preamp Factor APos TPos Remark MHz dBuV/m dBuV/m dB dBuV dB/m dB dB cm deg 1 34.85 25.73 40.00 -14.27 41.37 18.68 0.58 34.90 -- -- Peak 2 112.45 23.80 43.50 -19.70 41.54 15.92 1.12 34.78 -- -- Peak 3 141.55 26.03 43.50 -17.47 41.23 18.27 1.25 34.72 -- -- Peak 4 198.78 23.84 43.50 -19.66 41.01 16.05 1.48 34.70 -- -- Peak 5 282.20 22.45 46.00 -23.55 36.78 18.57 1.74 34.64 -- -- Peak 6 915.61 31.36 46.00 -14.64 33.50 28.98 3.18 34.30 -- -- Peak

Mode	62	
	Harmonic	
	U-NII-3_5.725-5.85_802.11ax HE80_LF_CH155_Full_5775MHz	
ANT	5	
Pol.	Horizontal	Vertical
Peak Avg	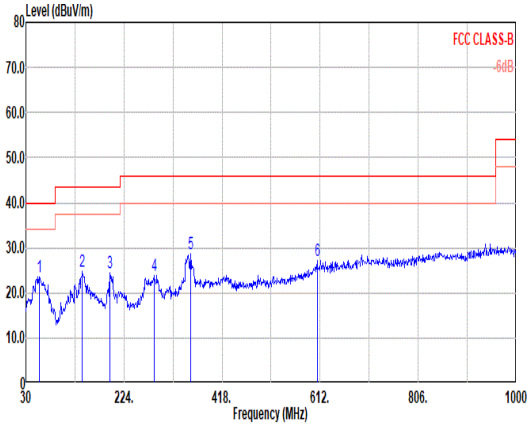 	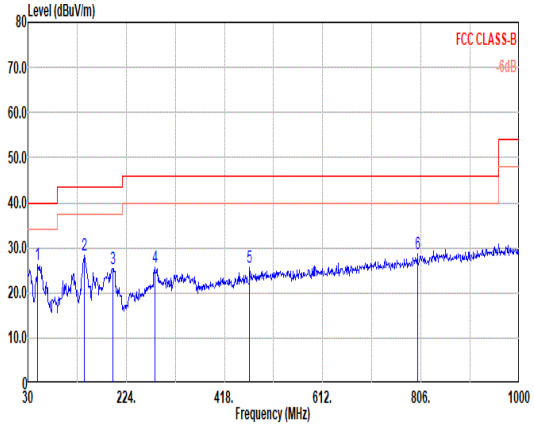

Horizontal:

	Freq	Level	Limit Line	Margin	Read Level	Ant Factor	Cable Loss	Preamp Factor	APos	TPos	Remark
	MHz	dBuV/m	dBuV/m	dB	dBuV	dB/m	dB	dB	cm	deg	
1	56.19	23.60	40.00	-16.40	38.48	19.26	0.76	34.90	--	--	Peak
2	141.55	24.78	43.50	-18.72	39.98	18.27	1.25	34.72	--	--	Peak
3	196.84	24.47	43.50	-19.03	41.53	16.17	1.47	34.70	--	--	Peak
4	283.17	23.95	46.00	-22.05	38.23	18.60	1.75	34.63	--	--	Peak
5	355.92	28.78	46.00	-17.22	41.05	20.36	1.96	34.59	--	--	Peak
6	606.18	27.17	46.00	-18.83	33.03	26.11	2.62	34.59	--	--	Peak

Vertical:

	Freq	Level	Limit Line	Margin	Read Level	Ant Factor	Cable Loss	Preamp Factor	APos	TPos	Remark
	MHz	dBuV/m	dBuV/m	dB	dBuV	dB/m	dB	dB	cm	deg	
1	49.40	26.18	40.00	-13.82	40.84	19.63	0.71	35.00	--	--	Peak
2	141.55	28.36	43.50	-15.14	43.56	18.27	1.25	34.72	--	--	Peak
3	197.81	25.50	43.50	-18.00	42.62	16.11	1.47	34.70	--	--	Peak
4	280.26	25.74	46.00	-20.26	40.13	18.51	1.74	34.64	--	--	Peak
5	467.47	25.65	46.00	-20.35	34.91	22.96	2.28	34.50	--	--	Peak
6	799.21	28.55	46.00	-17.45	31.98	27.84	3.03	34.30	--	--	Peak

<Co-location mode>

Radiated Spurious Emission Test Modes

Mode	Band	Band (GHz)	Antenna	Modulation	Channel	Frequency	Data Rate	RU	Remark
Mode 63	CO-TX	-	0	LTE Band 13 Link	-	-	-	-	-
		5.25-5.35	5	802.11ax HE20	64	5320	MCS0	Full	-
Mode 64	CO-TX	-	0	LTE Band 13 Link	-	-	-	-	-
		5.25-5.35	5	802.11ax HE20	64	5320	MCS0	Full	-
		2400-2483.5	6	Bluetooth LE	38	2478	2M	-	
Mode 65	CO-TX	5.25-5.35	5	802.11ax HE20	64	5320	MCS0	Full	
		2400-2483.5	6	Bluetooth LE	38	2478	2M	-	

Summary of each worse mode

Mode	Modulation	Ch.	Freq. (MHz)	Level (dBuV/m)	Limit (dBuV/m)	Margin (dB)	Pol.	Peak Avg.	Result	Remark
63	802.11ax HE20	64	5350.24	50.34	54.00	-3.66	H	AVERAGE	Pass	Band Edge
63	802.11ax HE20	64	15960.00	47.92	74.00	-26.08	V	Peak	Pass	Harmonic
64	802.11ax HE20	64	5350.10	50.25	54.00	-3.75	H	AVERAGE	Pass	Band Edge
64	802.11ax HE20	64	15960.00	48.48	74.00	-25.52	V	Peak	Pass	Harmonic
65	802.11ax HE20	64	5350.10	50.22	54.00	-3.78	H	AVERAGE	Pass	Band Edge
64	802.11ax HE20	64	15960.00	48.92	74.00	-25.08	V	Peak	Pass	Harmonic

Mode	63	
	Band Edge	
	802.11ax HE20 CH64+ LTE Band 13 Link CO-TX	
ANT	5	
Pol.	Horizontal	Fundamental
Peak	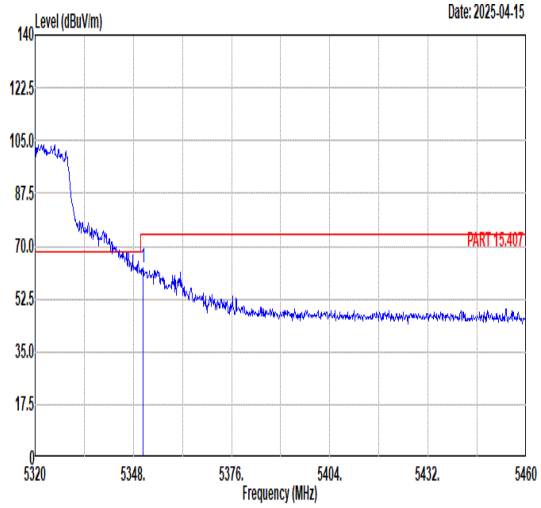 Freq Level Limit Line Margin Read Level Ant Factor Cable Loss Preamp Factor APos TPos Remark MHz dBuV/m dBuV/m dB dBuV dB/m dB dB cm deg 1 5350.66 62.85 74.00 -11.15 53.07 34.11 8.33 32.66 105 58 PEAK	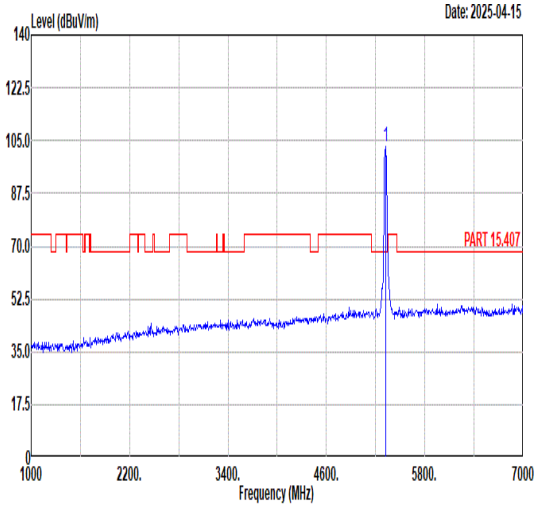 Freq Level Limit Line Margin Read Level Ant Factor Cable Loss Preamp Factor APos TPos Remark MHz dBuV/m dBuV/m dB dBuV dB/m dB dB cm deg 1 5320.00 103.28 ------ ------ 93.60 34.09 8.26 32.67 105 58 PEAK
Avg	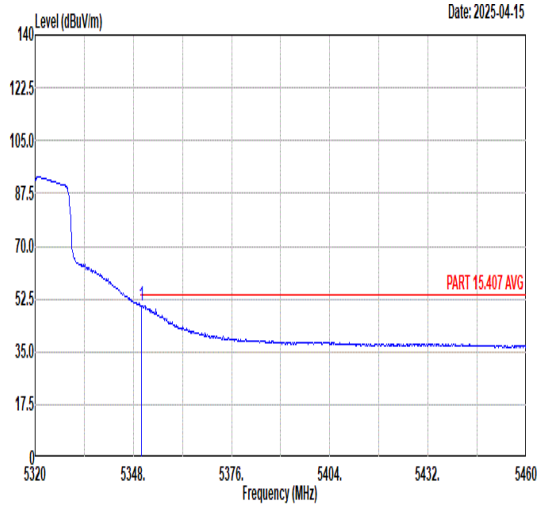 Freq Level Limit Line Margin Read Level Ant Factor Cable Loss Preamp Factor APos TPos Remark MHz dBuV/m dBuV/m dB dBuV dB/m dB dB cm deg 1 5350.24 50.34 54.00 -3.66 40.56 34.11 8.33 32.66 105 58 AVERAGE	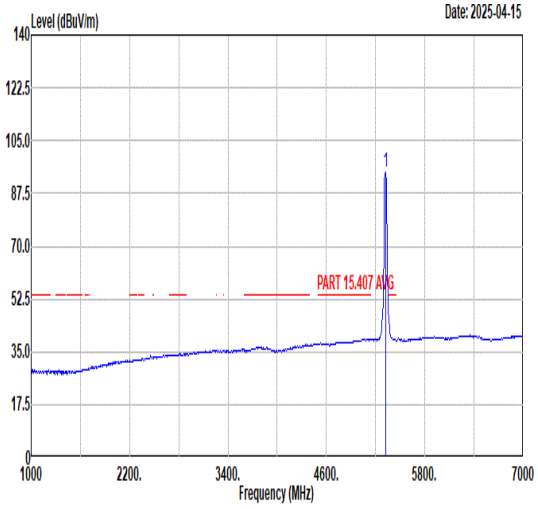 Freq Level Limit Line Margin Read Level Ant Factor Cable Loss Preamp Factor APos TPos Remark MHz dBuV/m dBuV/m dB dBuV dB/m dB dB cm deg 1 5320.00 94.75 ------ ------ 85.08 34.09 8.25 32.67 105 58 AVERAGE

Mode	63	
	Band Edge	
	802.11ax HE20 CH64+ LTE Band 13 Link CO-TX	
ANT	5	
Pol.	Vertical	Fundamental
Peak	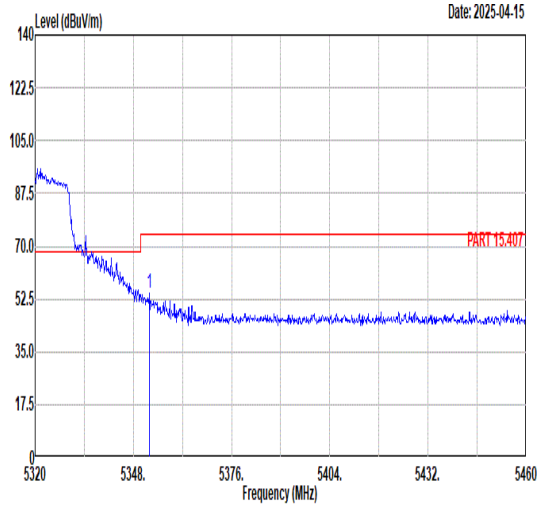 Freq Level Limit Line Margin Read Level Ant Factor Cable Loss Preamp Factor APos TPos Remark MHz dBuV/m dBuV/m dB dBuV dB/m dB dB cm deg 1 5352.62 54.39 74.00 -19.61 44.61 34.11 8.33 32.66 100 283 PEAK	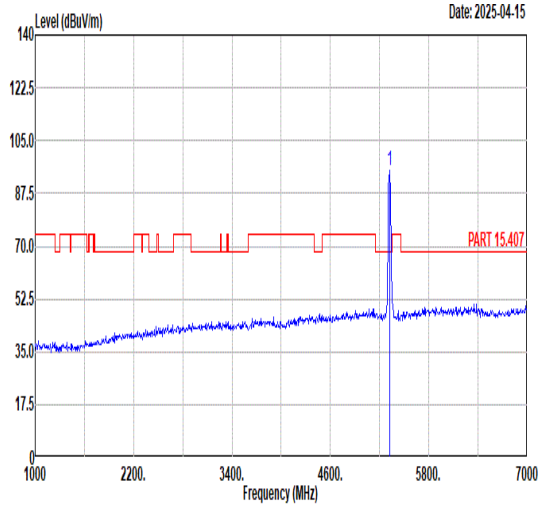 Freq Level Limit Line Margin Read Level Ant Factor Cable Loss Preamp Factor APos TPos Remark MHz dBuV/m dBuV/m dB dBuV dB/m dB dB cm deg 1 5320.00 95.07 ------ ------ 85.40 34.09 8.25 32.67 100 283 PEAK
Avg	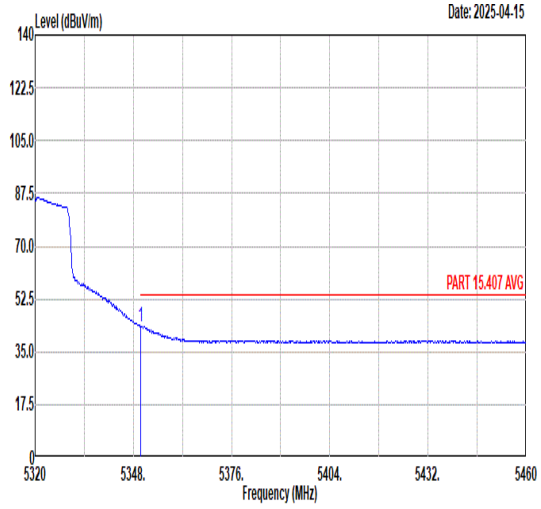 Freq Level Limit Line Margin Read Level Ant Factor Cable Loss Preamp Factor APos TPos Remark MHz dBuV/m dBuV/m dB dBuV dB/m dB dB cm deg 1 5350.10 43.43 54.00 -10.57 33.65 34.11 8.33 32.66 100 283 AVERAGE	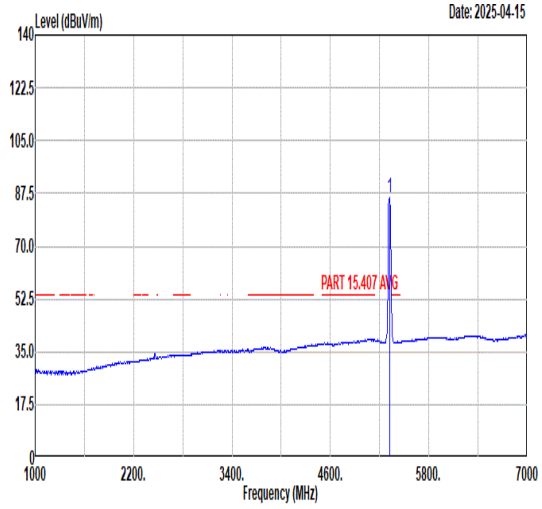 Freq Level Limit Line Margin Read Level Ant Factor Cable Loss Preamp Factor APos TPos Remark MHz dBuV/m dBuV/m dB dBuV dB/m dB dB cm deg 1 5320.00 86.34 ------ ------ 76.67 34.09 8.25 32.67 100 283 AVERAGE

Mode	63	
	Harmonic	
	802.11ax HE20 CH64+ LTE Band 13 Link CO-TX	
ANT	5	
Pol.	Horizontal	Vertical
Peak Avg	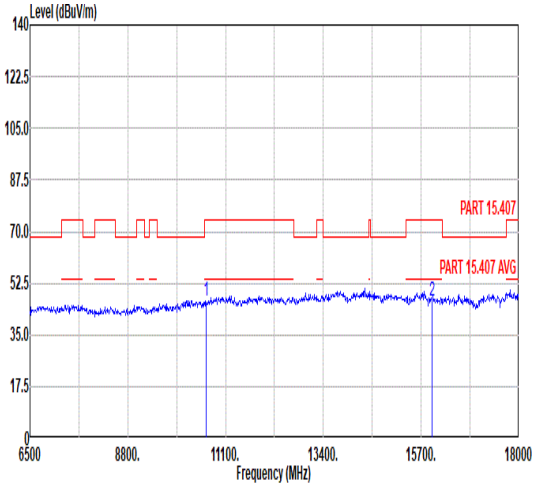 Freq Level Limit Line Margin Read Level Ant Factor Cable Loss Preamp Factor APos TPos Remark MHz dBuV/m dBuV/m dB dBuV dB/m dB dB cm deg 1 10640.00 46.25 74.00 -27.75 56.22 37.78 10.94 58.69 -- -- Peak 2 15960.00 46.66 74.00 -27.34 53.74 39.59 12.70 59.37 -- -- Peak	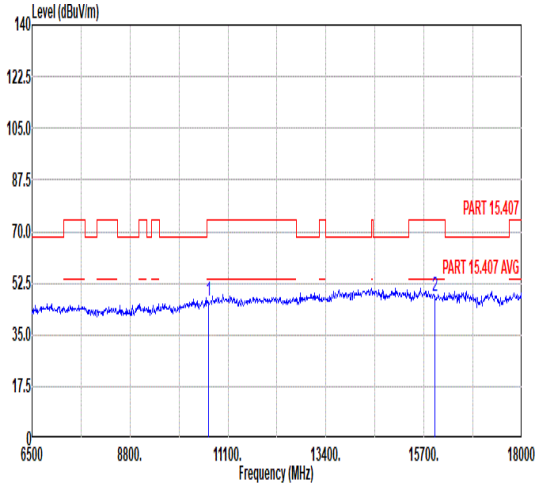 Freq Level Limit Line Margin Read Level Ant Factor Cable Loss Preamp Factor APos TPos Remark MHz dBuV/m dBuV/m dB dBuV dB/m dB dB cm deg 1 10640.00 46.44 74.00 -27.56 56.41 37.78 10.94 58.69 -- -- Peak 2 15960.00 47.92 74.00 -26.08 55.00 39.59 12.70 59.37 -- -- Peak

Mode	64	
	Band Edge	
	Bluetooth LE(2 Mbps) CH38_TX + 802.11ax HE20 CH64+ LTE Band 13 Link CO-TX	
ANT	5	
Pol.	Horizontal	Fundamental
Peak	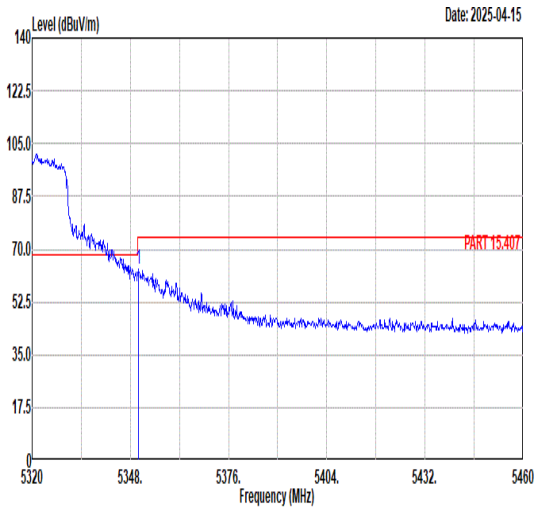 Freq Level Limit Line Margin Read Level Ant Factor Cable Loss Preamp Factor APos TPos Remark MHz dBuV/m dBuV/m dB dBuV dB/m dB dB cm deg 1 5350.38 63.16 74.00 -10.84 53.38 34.11 8.33 32.66 100 59 PEAK	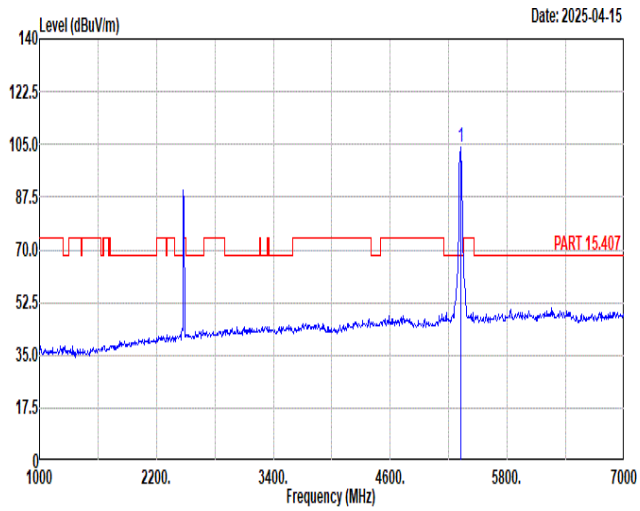 Freq Level Limit Line Margin Read Level Ant Factor Cable Loss Preamp Factor APos TPos Remark MHz dBuV/m dBuV/m dB dBuV dB/m dB dB cm deg 1 5320.00 103.86 ------ ------ 94.19 34.09 8.25 32.67 100 59 PEAK
Avg	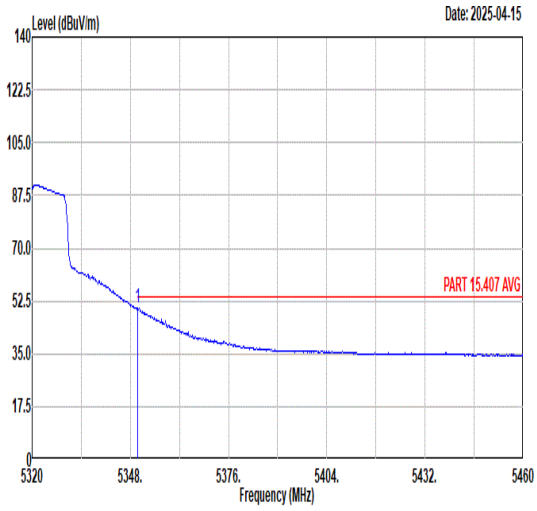 Freq Level Limit Line Margin Read Level Ant Factor Cable Loss Preamp Factor APos TPos Remark MHz dBuV/m dBuV/m dB dBuV dB/m dB dB cm deg 1 5350.10 50.25 54.00 -3.75 40.47 34.11 8.33 32.66 100 59 AVERAGE	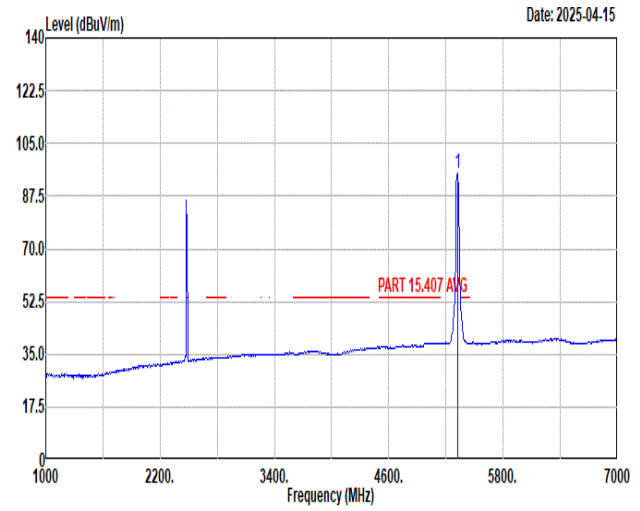 Freq Level Limit Line Margin Read Level Ant Factor Cable Loss Preamp Factor APos TPos Remark MHz dBuV/m dBuV/m dB dBuV dB/m dB dB cm deg 1 5320.00 94.87 ------ ------ 85.20 34.09 8.25 32.67 100 59 AVERAGE

Mode	64	
	Band Edge	
	Bluetooth LE(2 Mbps) CH38_TX + 802.11ax HE20 CH64+ LTE Band 13 Link CO-TX	
ANT	5	
Pol.	Vertical	Fundamental
Peak	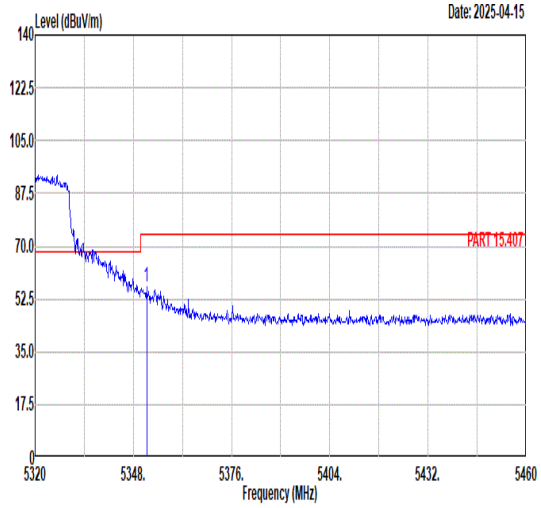 Freq Level Limit Line Margin Read Level Ant Factor Cable Loss Preamp Factor APos TPos Remark MHz dBuV/m dBuV/m dB dBuV dB/m dB dB cm deg 1 5351.78 56.63 74.00 -17.37 46.85 34.11 8.33 32.66 100 283 PEAK	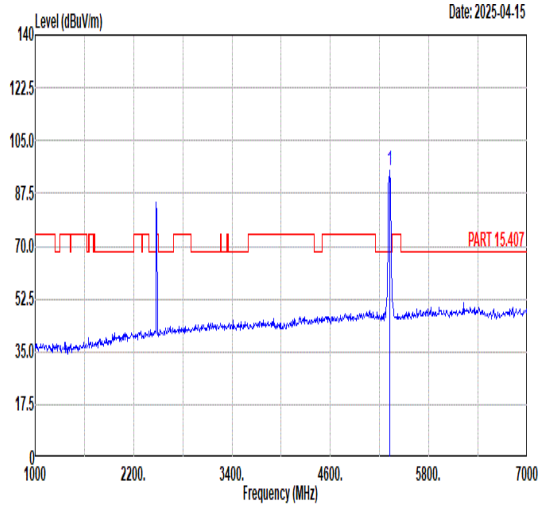 Freq Level Limit Line Margin Read Level Ant Factor Cable Loss Preamp Factor APos TPos Remark MHz dBuV/m dBuV/m dB dBuV dB/m dB dB cm deg 1 5320.00 95.07 ------ ------ 85.39 34.09 8.26 32.67 100 283 PEAK
Avg	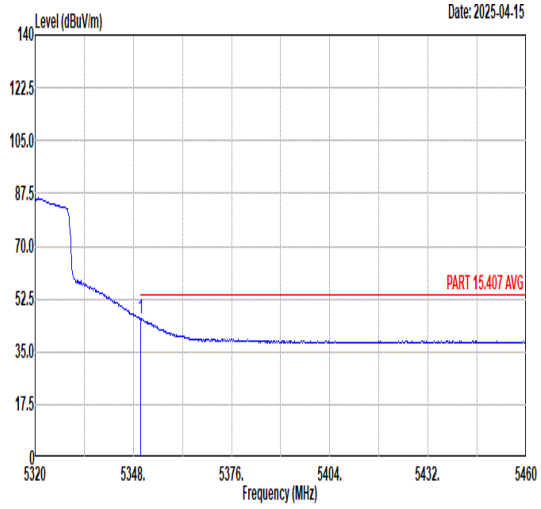 Freq Level Limit Line Margin Read Level Ant Factor Cable Loss Preamp Factor APos TPos Remark MHz dBuV/m dBuV/m dB dBuV dB/m dB dB cm deg 1 5350.10 45.92 54.00 -8.08 36.14 34.11 8.33 32.66 100 283 AVERAGE	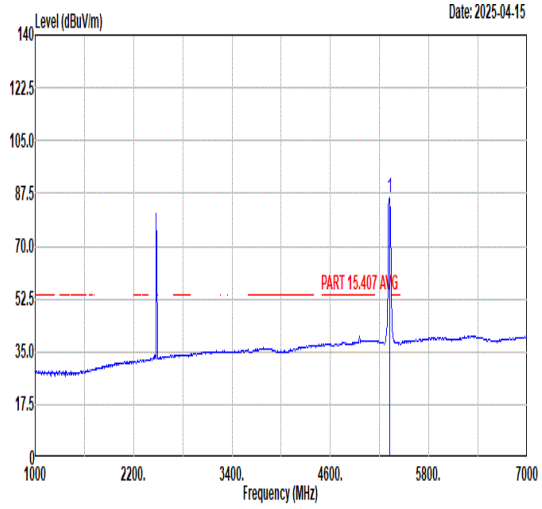 Freq Level Limit Line Margin Read Level Ant Factor Cable Loss Preamp Factor APos TPos Remark MHz dBuV/m dBuV/m dB dBuV dB/m dB dB cm deg 1 5320.00 86.03 ------ ------ 76.36 34.09 8.25 32.67 100 283 AVERAGE

Mode	64	
	Band Edge	
	Bluetooth LE(2 Mbps) CH38_TX + 802.11ax HE20 CH64+ LTE Band 13 Link CO-TX	
ANT	6	
Pol.	Horizontal	Fundamental
Peak	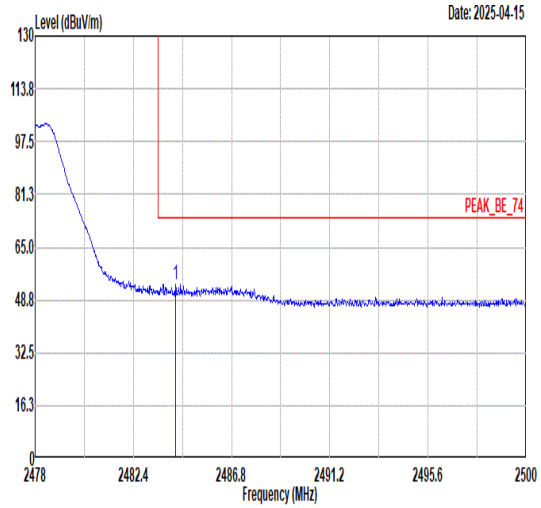 Freq Level Limit Line Margin Read Level Ant Factor Cable Loss Preamp Factor APos TPos Remark 1 2484.29 53.64 74.00 -20.36 51.76 30.49 4.92 33.53 100 325 PEAK	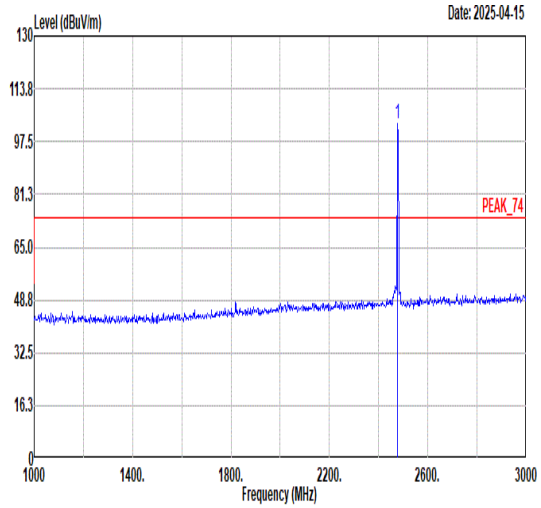 Freq Level Limit Line Margin Read Level Ant Factor Cable Loss Preamp Factor APos TPos Remark 1 2478.00 103.07 ------ ------ 101.21 30.49 4.91 33.54 100 325 PEAK
Avg	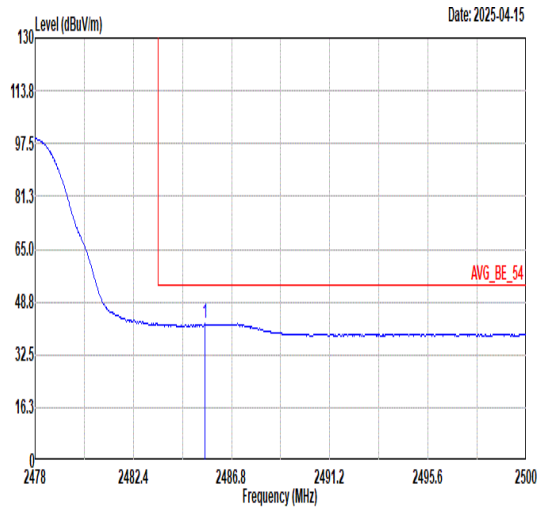 Freq Level Limit Line Margin Read Level Ant Factor Cable Loss Preamp Factor APos TPos Remark 1 2485.61 41.96 54.00 -12.04 40.08 30.49 4.92 33.53 100 325 AVERAGE	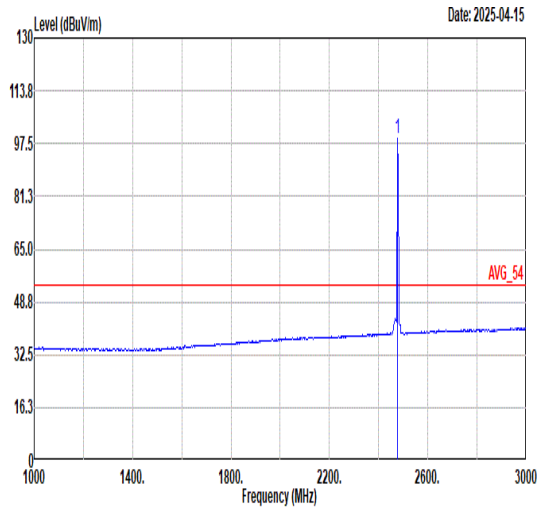 Freq Level Limit Line Margin Read Level Ant Factor Cable Loss Preamp Factor APos TPos Remark 1 2478.00 99.22 ------ ------ 97.36 30.49 4.91 33.54 100 325 AVERAGE

Mode	64	
	Band Edge	
	Bluetooth LE(2 Mbps) CH38_TX + 802.11ax HE20 CH64+ LTE Band 13 Link CO-TX	
ANT	6	
Pol.	Vertical	Fundamental
Peak	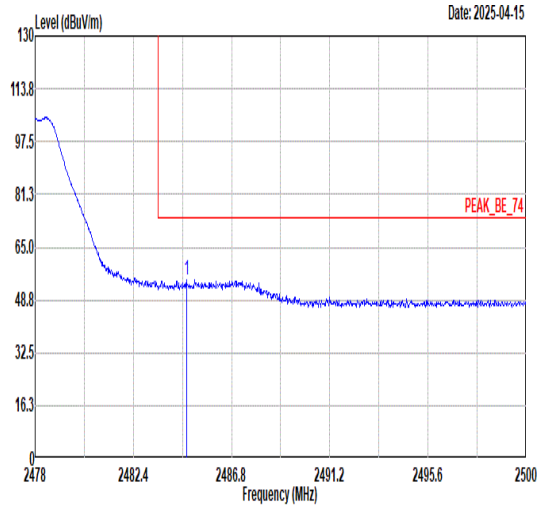 Freq Level Limit Line Margin Read Level Ant Factor Cable Loss Preamp Factor APos TPos Remark MHz dBuV/m dBuV/m dB dBuV dB/m dB dB cm deg 1 2484.78 54.89 74.00 -19.11 53.01 30.49 4.92 33.53 106 246 PEAK	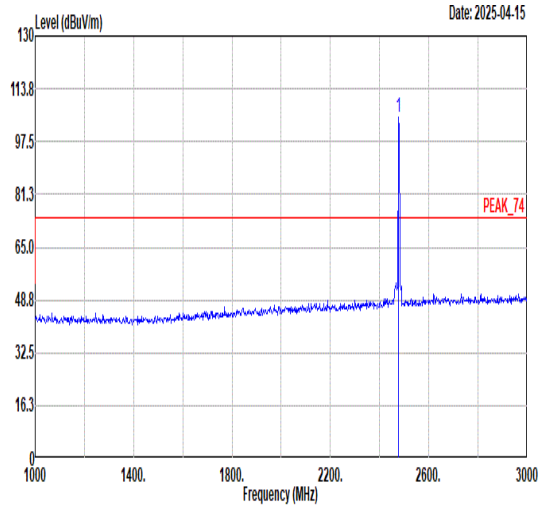 Freq Level Limit Line Margin Read Level Ant Factor Cable Loss Preamp Factor APos TPos Remark MHz dBuV/m dBuV/m dB dBuV dB/m dB dB cm deg 1 2478.00 104.94 ------ ------ 103.08 30.49 4.91 33.54 106 246 PEAK
Avg	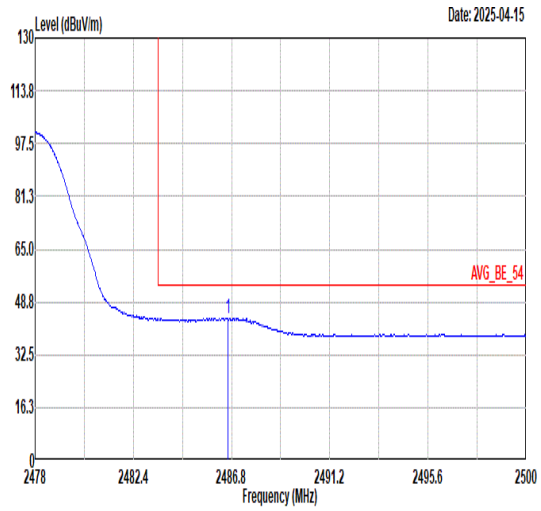 Freq Level Limit Line Margin Read Level Ant Factor Cable Loss Preamp Factor APos TPos Remark MHz dBuV/m dBuV/m dB dBuV dB/m dB dB cm deg 1 2486.62 43.83 54.00 -10.17 41.95 30.49 4.92 33.53 106 246 AVERAGE	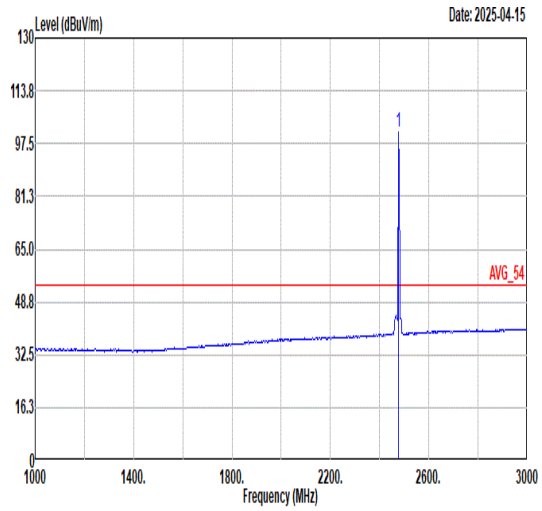 Freq Level Limit Line Margin Read Level Ant Factor Cable Loss Preamp Factor APos TPos Remark MHz dBuV/m dBuV/m dB dBuV dB/m dB dB cm deg 1 2478.00 101.04 ------ ------ 99.18 30.49 4.91 33.54 106 246 AVERAGE

Mode	64	
	Harmonic	
	Bluetooth LE(2 Mbps) CH38_TX + 802.11ax HE20 CH64+ LTE Band 13 Link CO-TX	
ANT	5	
Pol.	Horizontal	Vertical
Peak Avg	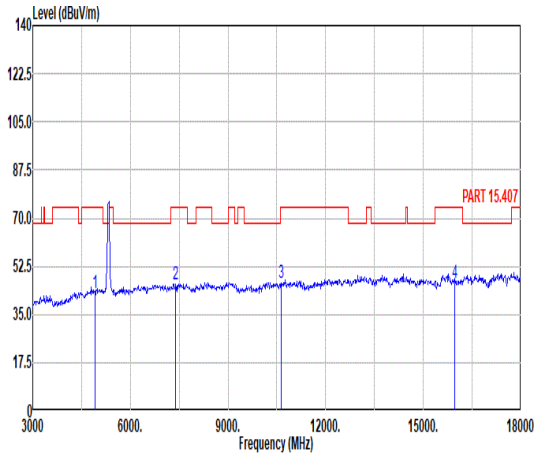 Freq Level Limit Line Margin Read Level Ant Factor Cable Loss Preamp Factor APos TPos Remark MHz dBuV/m dBuV/m dB dBuV dB/m dB dB cm deg 1 4920.00 42.88 74.00 -31.12 58.77 33.87 7.79 57.55 -- -- Peak 2 7386.00 45.87 74.00 -28.13 59.35 36.30 9.17 58.95 -- -- Peak 3 10640.00 46.25 74.00 -27.75 56.22 37.78 10.94 58.69 -- -- Peak 4 15960.00 46.66 74.00 -27.34 53.74 39.59 12.70 59.37 -- -- Peak	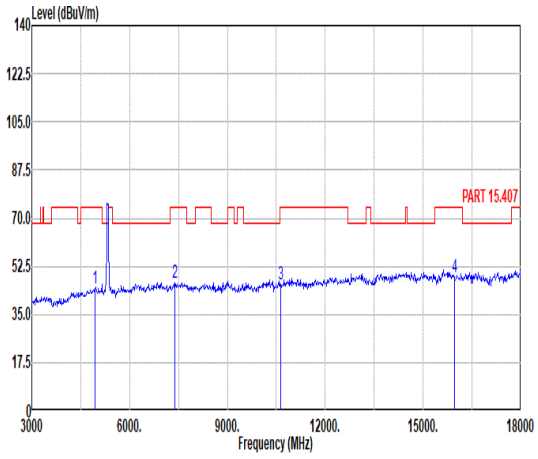 Freq Level Limit Line Margin Read Level Ant Factor Cable Loss Preamp Factor APos TPos Remark MHz dBuV/m dBuV/m dB dBuV dB/m dB dB cm deg 1 4935.00 44.32 74.00 -29.68 60.21 33.88 7.79 57.56 -- -- Peak 2 7386.00 46.52 74.00 -27.48 60.00 36.30 9.17 58.95 -- -- Peak 3 10640.00 46.01 74.00 -27.99 55.98 37.78 10.94 58.69 -- -- Peak 4 15960.00 48.48 74.00 -25.52 55.56 39.59 12.70 59.37 -- -- Peak

Mode	65	
	Band Edge	
	Bluetooth LE(2 Mbps) CH38_TX + 802.11ax HE20 CH64 CO-TX	
ANT	5	
Pol.	Horizontal	Fundamental
Peak	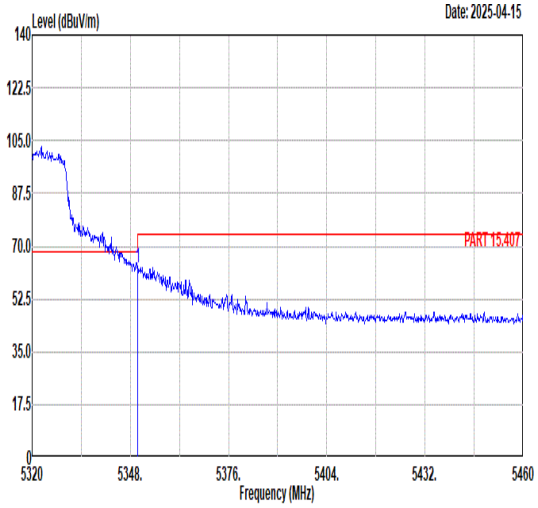 Freq Level Limit Line Margin Read Level Ant Factor Cable Loss Preamp Factor APos TPos Remark MHz dBuV/m dBuV/m dB dBuV dB/m dB dB cm deg 1 5350.10 62.95 74.00 -11.05 53.17 34.11 8.33 32.66 100 47 PEAK	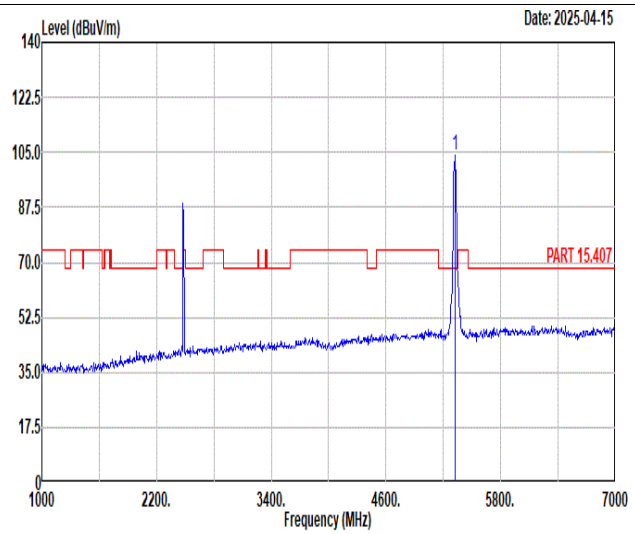 Freq Level Limit Line Margin Read Level Ant Factor Cable Loss Preamp Factor APos TPos Remark MHz dBuV/m dBuV/m dB dBuV dB/m dB dB cm deg 1 5320.00 103.82 ------ ------ 94.15 34.09 8.25 32.67 100 47 PEAK
Avg	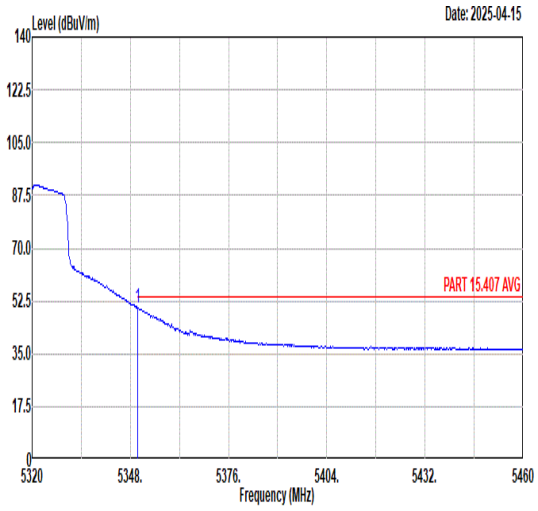 Freq Level Limit Line Margin Read Level Ant Factor Cable Loss Preamp Factor APos TPos Remark MHz dBuV/m dBuV/m dB dBuV dB/m dB dB cm deg 1 5350.10 50.22 54.00 -3.78 40.44 34.11 8.33 32.66 100 47 AVERAGE	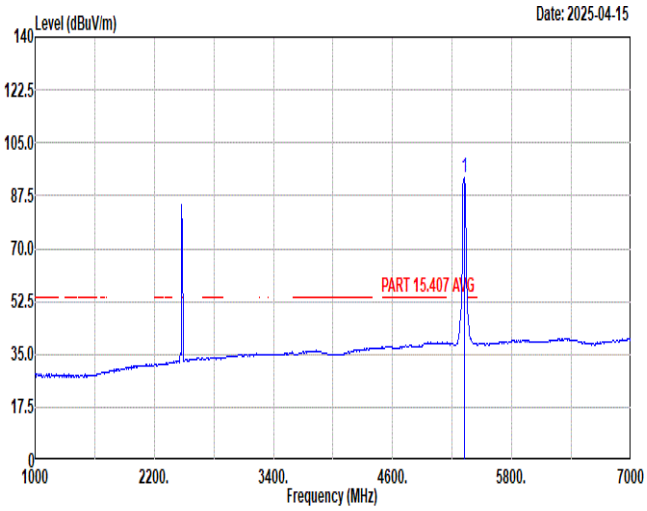 Freq Level Limit Line Margin Read Level Ant Factor Cable Loss Preamp Factor APos TPos Remark MHz dBuV/m dBuV/m dB dBuV dB/m dB dB cm deg 1 5320.00 93.63 ------ ------ 83.96 34.09 8.25 32.67 100 47 AVERAGE

Mode	65	
	Band Edge	
	Bluetooth LE(2 Mbps) CH38_TX + 802.11ax HE20 CH64 CO-TX	
ANT	5	
Pol.	Vertical	Fundamental
Peak	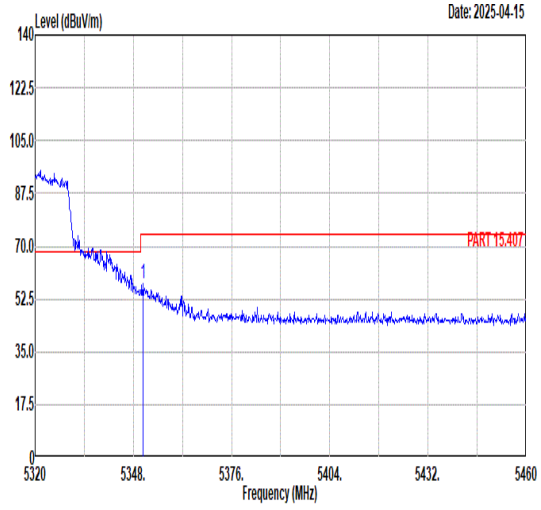 Freq Level Limit Line Margin Read Level Ant Factor Cable Loss Preamp Factor APos TPos Remark MHz dBuV/m dBuV/m dB dBuV dB/m dB dB cm deg 1 5350.80 57.40 74.00 -16.60 47.62 34.11 8.33 32.66 100 283 PEAK	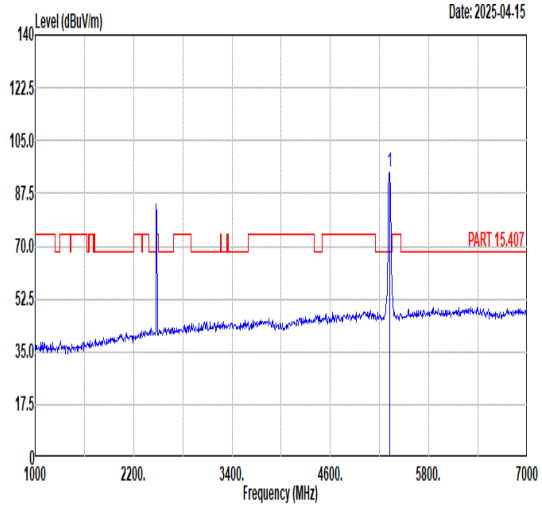 Freq Level Limit Line Margin Read Level Ant Factor Cable Loss Preamp Factor APos TPos Remark MHz dBuV/m dBuV/m dB dBuV dB/m dB dB cm deg 1 5320.00 94.36 ------ ------ 84.69 34.09 8.25 32.67 100 283 PEAK
Avg	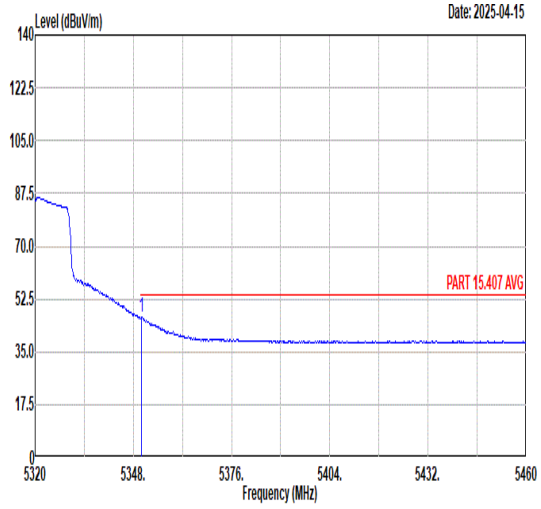 Freq Level Limit Line Margin Read Level Ant Factor Cable Loss Preamp Factor APos TPos Remark MHz dBuV/m dBuV/m dB dBuV dB/m dB dB cm deg 1 5350.38 46.42 54.00 -7.58 36.64 34.11 8.33 32.66 100 283 AVERAGE	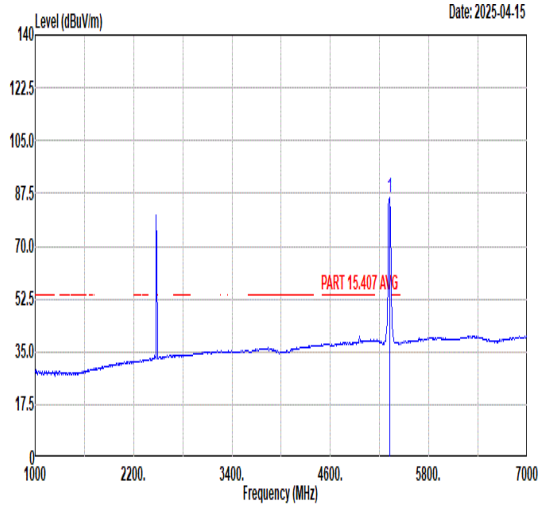 Freq Level Limit Line Margin Read Level Ant Factor Cable Loss Preamp Factor APos TPos Remark MHz dBuV/m dBuV/m dB dBuV dB/m dB dB cm deg 1 5320.00 86.25 ------ ------ 76.58 34.09 8.25 32.67 100 283 AVERAGE

Mode	65	
	Band Edge	
	Bluetooth LE(2 Mbps) CH38_TX + 802.11ax HE20 CH64 CO-TX	
ANT	6	
Pol.	Horizontal	Fundamental
Peak	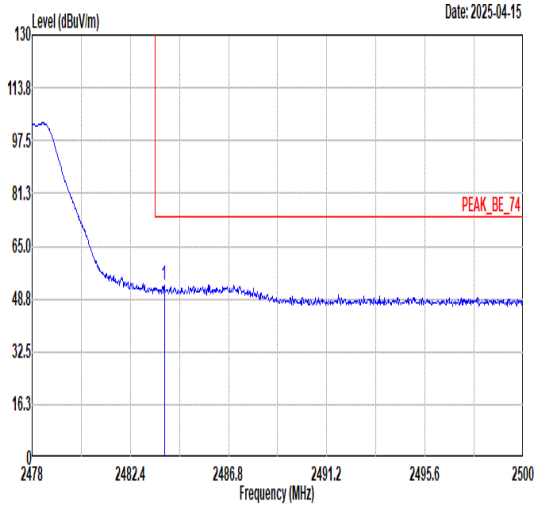 Freq Level Limit Line Margin Read Level Ant Factor Cable Loss Preamp Factor APos TPos Remark 1 2483.92 53.18 74.00 -20.82 51.30 30.49 4.92 33.53 100 325 PEAK	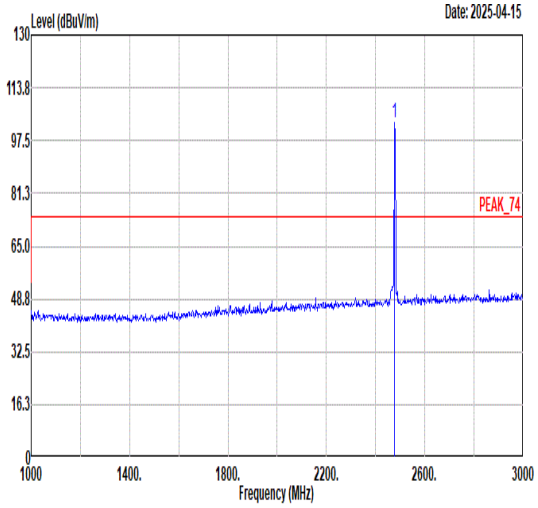 Freq Level Limit Line Margin Read Level Ant Factor Cable Loss Preamp Factor APos TPos Remark 1 2478.00 103.03 ------ ------ 101.17 30.49 4.91 33.54 100 325 PEAK
Avg	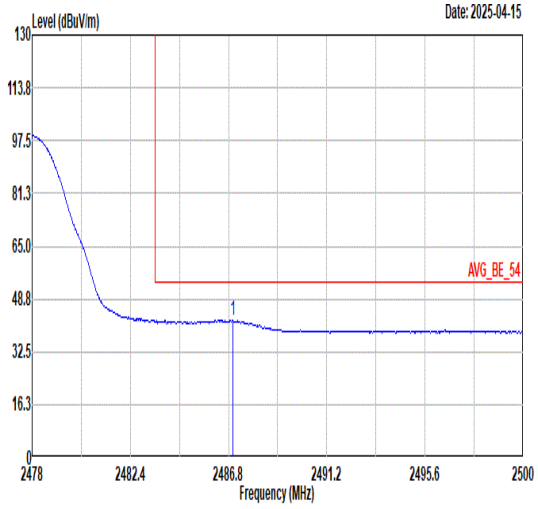 Freq Level Limit Line Margin Read Level Ant Factor Cable Loss Preamp Factor APos TPos Remark 1 2486.98 42.43 54.00 -11.57 40.55 30.49 4.92 33.53 100 325 AVERAGE	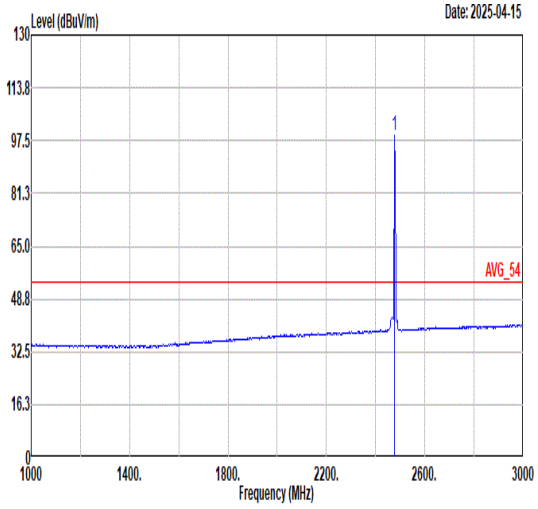 Freq Level Limit Line Margin Read Level Ant Factor Cable Loss Preamp Factor APos TPos Remark 1 2478.00 99.18 ------ ------ 97.32 30.49 4.91 33.54 100 325 AVERAGE

Mode	65	
	Band Edge	
	Bluetooth LE(2 Mbps) CH38_TX + 802.11ax HE20 CH64 CO-TX	
ANT	6	
Pol.	Vertical	Fundamental
Peak	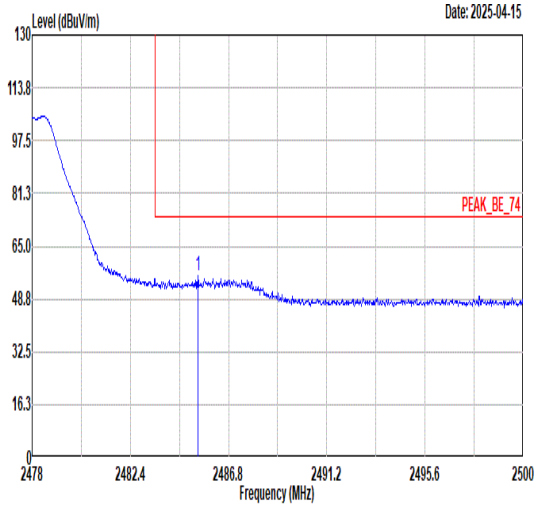 Freq Level Limit Line Margin Read Level Ant Factor Cable Loss Preamp Factor APos TPos Remark MHz dBuV/m dBuV/m dB dBuV dB/m dB dB cm deg 1 2485.41 55.76 74.00 -18.24 53.88 30.49 4.92 33.53 106 246 PEAK	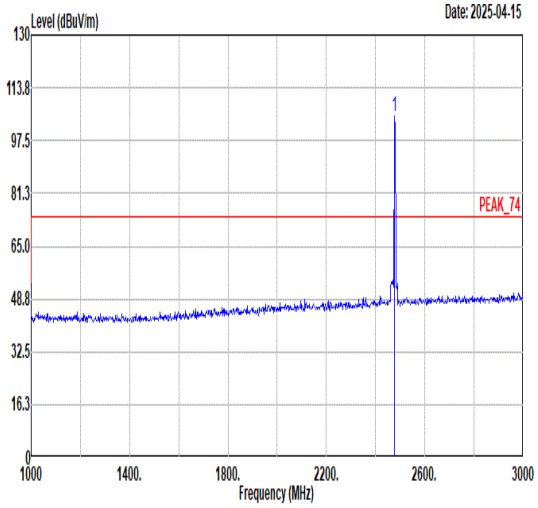 Freq Level Limit Line Margin Read Level Ant Factor Cable Loss Preamp Factor APos TPos Remark MHz dBuV/m dBuV/m dB dBuV dB/m dB dB cm deg 1 2478.00 105.07 ------ ------ 103.21 30.49 4.91 33.54 106 246 PEAK
Avg	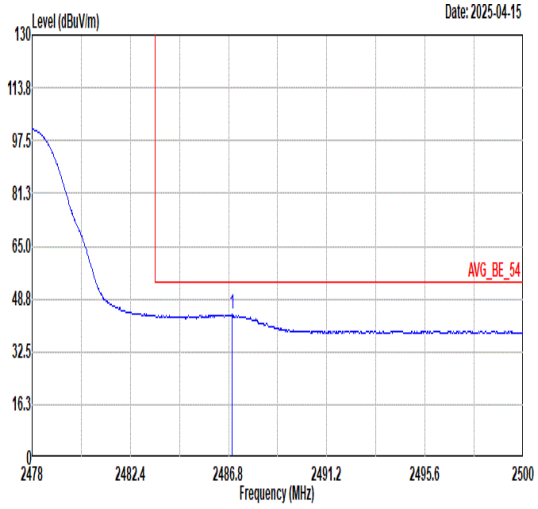 Freq Level Limit Line Margin Read Level Ant Factor Cable Loss Preamp Factor APos TPos Remark MHz dBuV/m dBuV/m dB dBuV dB/m dB dB cm deg 1 2486.95 43.95 54.00 -10.05 42.07 30.49 4.92 33.53 106 246 AVERAGE	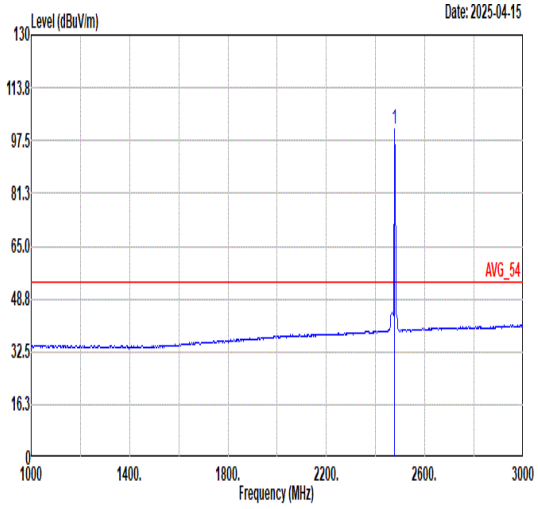 Freq Level Limit Line Margin Read Level Ant Factor Cable Loss Preamp Factor APos TPos Remark MHz dBuV/m dBuV/m dB dBuV dB/m dB dB cm deg 1 2478.00 101.13 ------ ------ 99.27 30.49 4.91 33.54 106 246 AVERAGE

Mode	65	
	Harmonic	
	Bluetooth LE(2 Mbps) CH38_TX + 802.11ax HE20 CH64 CO-TX	
ANT	5	
Pol.	Horizontal	Vertical
Peak Avg	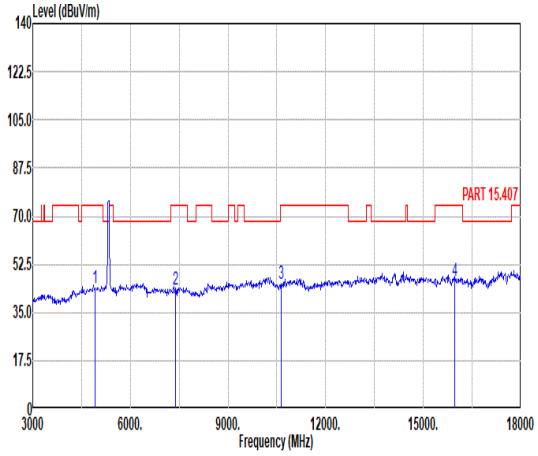 Freq Level Limit Line Margin Read Level Ant Factor Cable Loss Preamp Factor APos TPos Remark MHz dBuV/m dBuV/m dB dBuV dB/m dB dB cm deg 1 4924.00 43.88 74.00 -30.12 59.77 33.87 7.79 57.55 -- -- Peak 2 7386.00 43.14 74.00 -30.86 56.62 36.30 9.17 58.95 -- -- Peak 3 10640.00 45.25 74.00 -28.75 55.22 37.78 10.94 58.69 -- -- Peak 4 15960.00 46.66 74.00 -27.34 53.74 39.59 12.70 59.37 -- -- Peak	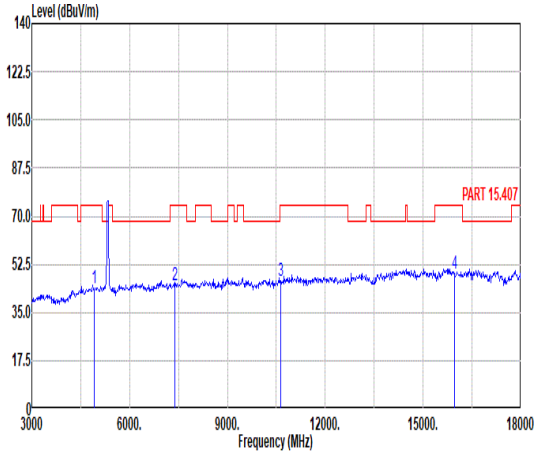 Freq Level Limit Line Margin Read Level Ant Factor Cable Loss Preamp Factor APos TPos Remark MHz dBuV/m dBuV/m dB dBuV dB/m dB dB cm deg 1 4924.00 43.88 74.00 -30.12 59.77 33.87 7.79 57.55 -- -- Peak 2 7386.00 44.84 74.00 -29.16 58.32 36.30 9.17 58.95 -- -- Peak 3 10640.00 46.44 74.00 -27.56 56.41 37.78 10.94 58.69 -- -- Peak 4 15960.00 48.92 74.00 -25.08 56.00 39.59 12.70 59.37 -- -- Peak

Appendix D. Duty Cycle Plots

Band	Duty Cycle(%)	T(ms)	1/T(kHz)	VBW Setting
802.11a	96.96	1.388	0.720	1KHz
802.11ax HE20	95.88	1.012	0.989	1KHz
802.11ax HE40	92.04	0.536	1.865	3KHz
802.11ax HE80	86.09	0.287	3.485	10KHz

802.11a

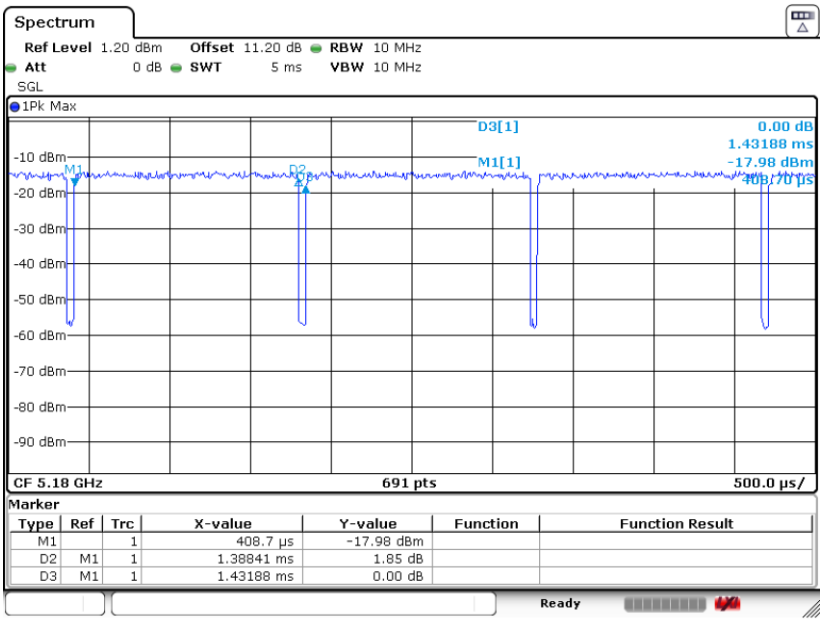

802.11ax HE20

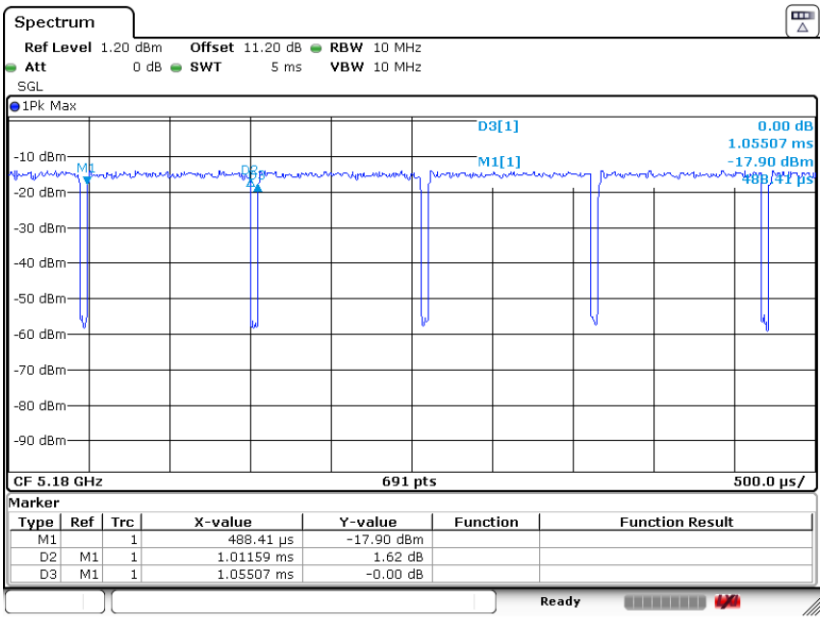

802.11ax HE40

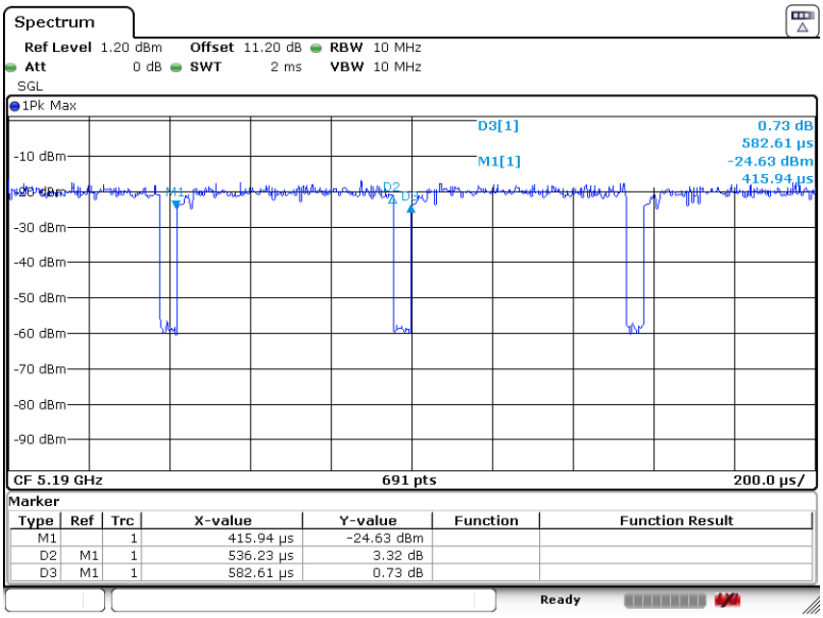
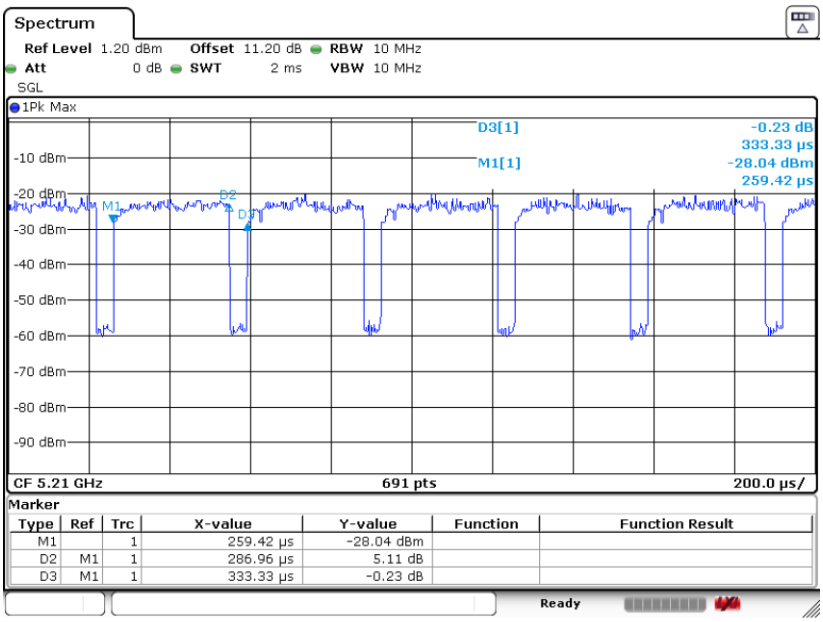
802.11ax HE80