Mode	25	
	Band Edge - L	
	U-NII-1_5.15-5.25_802.11ac VHT80_CH42_5210MHz	
ANT	4+6	
Pol.	Vertical	Fundamental
Peak	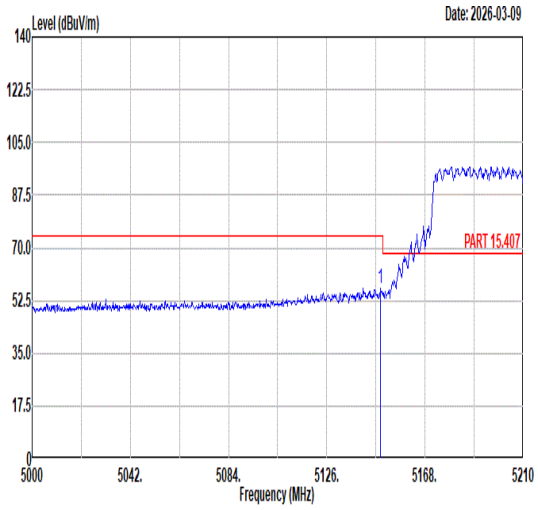 Freq Level Limit Line Margin (dB) Read Level Ant Factor Cable Loss Preamp Factor APos TPos Remark MHz dBuV/m dBuV/m dBuV dB/m dB dB cm deg 1 5149.10 56.77 74.00 -17.23 43.03 35.86 10.51 32.63 326 235 PEAK	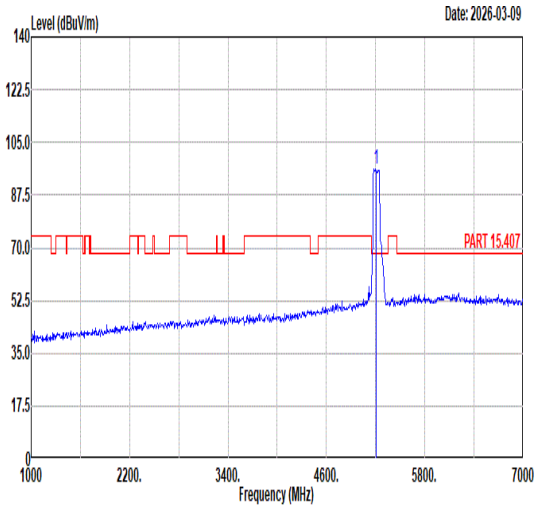 Freq Level Limit Line Margin (dB) Read Level Ant Factor Cable Loss Preamp Factor APos TPos Remark MHz dBuV/m dBuV/m dBuV dB/m dB dB cm deg 1 5210.00 96.27 ------ ------ 82.58 35.87 10.46 32.64 326 235 PEAK
Avg	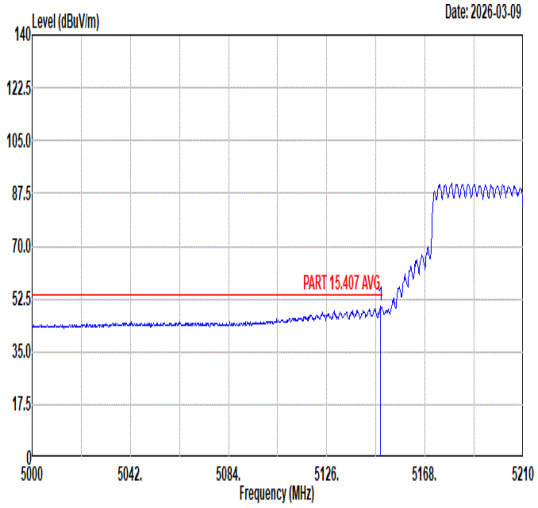 Freq Level Limit Line Margin (dB) Read Level Ant Factor Cable Loss Preamp Factor APos TPos Remark MHz dBuV/m dBuV/m dBuV dB/m dB dB cm deg 1 5149.10 50.01 54.00 -3.99 36.27 35.86 10.51 32.63 326 235 AVERAGE	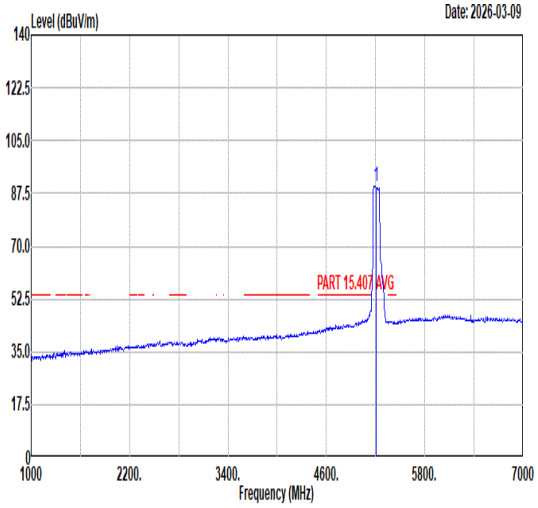 Freq Level Limit Line Margin (dB) Read Level Ant Factor Cable Loss Preamp Factor APos TPos Remark MHz dBuV/m dBuV/m dBuV dB/m dB dB cm deg 1 5210.00 89.99 ------ ------ 76.32 35.88 10.43 32.64 326 235 AVERAGE

Mode	25	
	Band Edge - R	
	U-NII-1_5.15-5.25_802.11ac VHT80_CH42_5210MHz	
ANT	4+6	
Pol.	Vertical	Fundamental
Peak	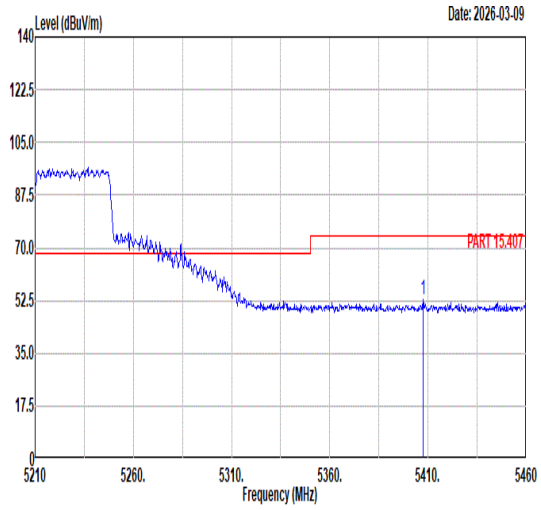 Freq Level Limit Line Margin (dB) Read Level Ant Factor Cable Loss Preamp Factor APos TPos Remark MHz dBuV/m dBuV/m dBuV dB/m dB dB cm deg 1 5407.50 52.77 74.00 -21.23 38.99 35.96 10.50 32.68 326 235 PEAK	Blank
Avg	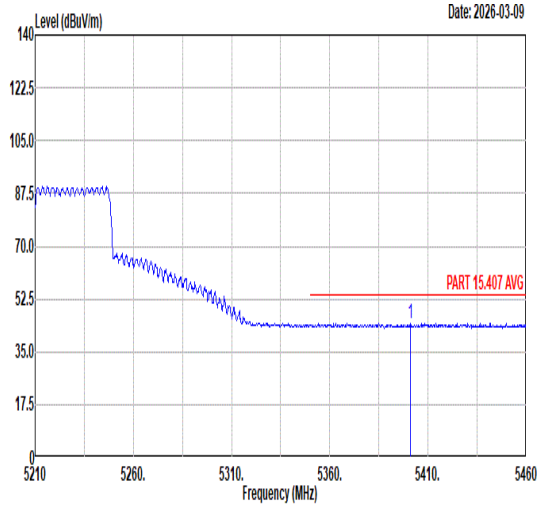 Freq Level Limit Line Margin (dB) Read Level Ant Factor Cable Loss Preamp Factor APos TPos Remark MHz dBuV/m dBuV/m dBuV dB/m dB dB cm deg 1 5401.00 44.46 54.00 -9.54 30.68 35.96 10.50 32.68 326 235 AVERAGE	Blank

Mode	25	
	Harmonic	
	U-NII-1_5.15-5.25_802.11ac VHT80_CH42_5210MHz	
ANT	4+6	
Pol.	Horizontal	Vertical
Peak Avg	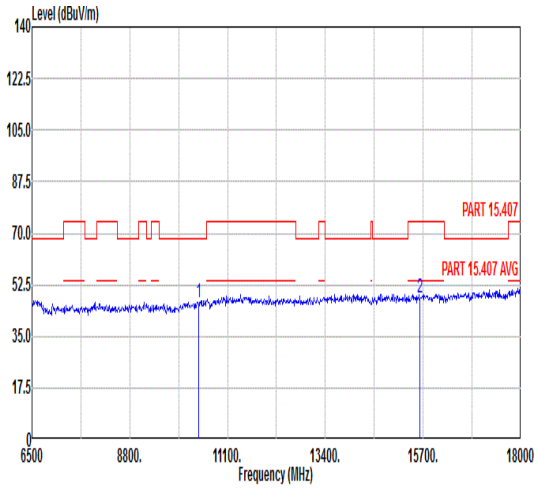 Freq Level Limit Line Margin Read Level Ant Factor Cable Loss Preamp Factor APos TPos Remark MHz dBuV/m dBuV/m dB dBuV dB/m dB dB cm deg 1 10420.00 46.69 68.30 -21.61 47.87 38.07 12.11 51.36 --- --- Peak 2 15630.00 47.95 74.00 -26.05 44.86 41.01 14.62 52.54 --- --- Peak	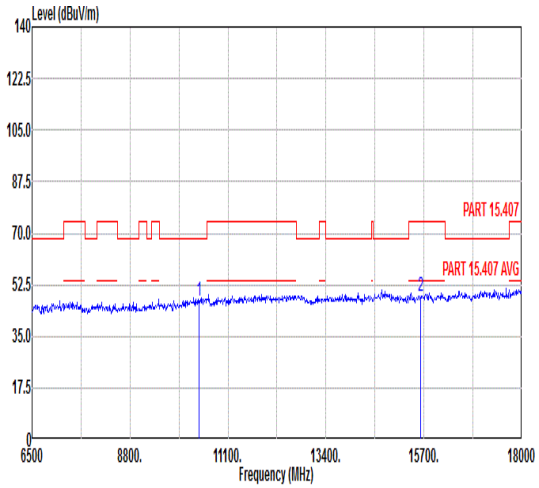 Freq Level Limit Line Margin Read Level Ant Factor Cable Loss Preamp Factor APos TPos Remark MHz dBuV/m dBuV/m dB dBuV dB/m dB dB cm deg 1 10420.00 47.21 68.30 -21.09 48.39 38.07 12.11 51.36 --- --- Peak 2 15630.00 48.87 74.00 -25.13 45.78 41.01 14.62 52.54 --- --- Peak

Mode	26	
	Band Edge - L	
	U-NII-2A_5.25-5.35_802.11ac VHT80_CH58_5290MHz	
ANT	4+6	
Pol.	Horizontal	Fundamental
Peak	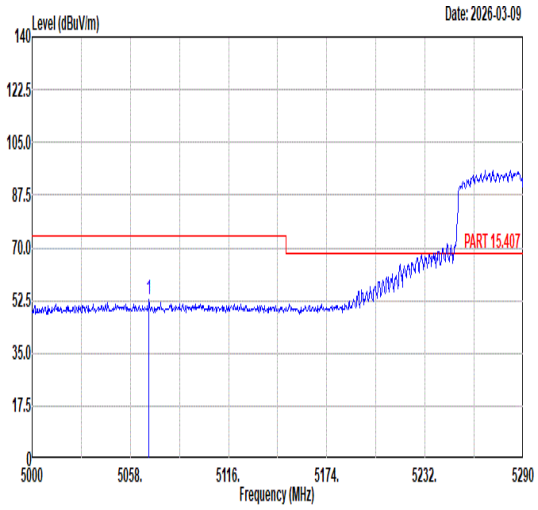 Freq Level Limit Line Margin (dB) Read Level Ant Factor Cable Loss Preamp Factor APos TPos Remark MHz dBuV/m dBuV/m dBuV dB/m dB dB cm deg 1 5069.02 52.59 74.00 -21.41 38.82 35.83 10.55 32.61 100 38 PEAK	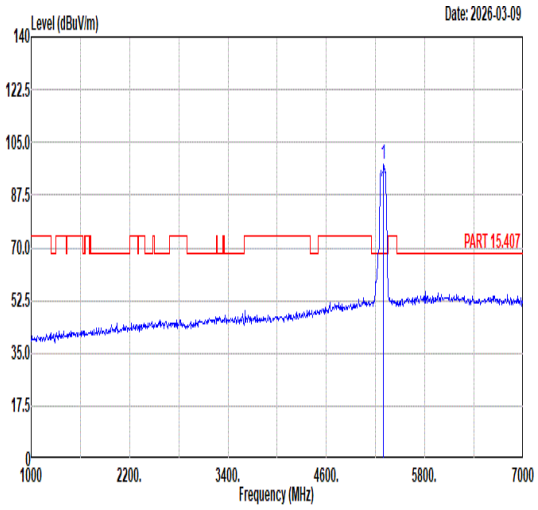 Freq Level Limit Line Margin (dB) Read Level Ant Factor Cable Loss Preamp Factor APos TPos Remark MHz dBuV/m dBuV/m dBuV dB/m dB dB cm deg 1 5290.00 97.91 ------ ------ 84.06 35.92 10.59 32.66 100 38 PEAK
Avg	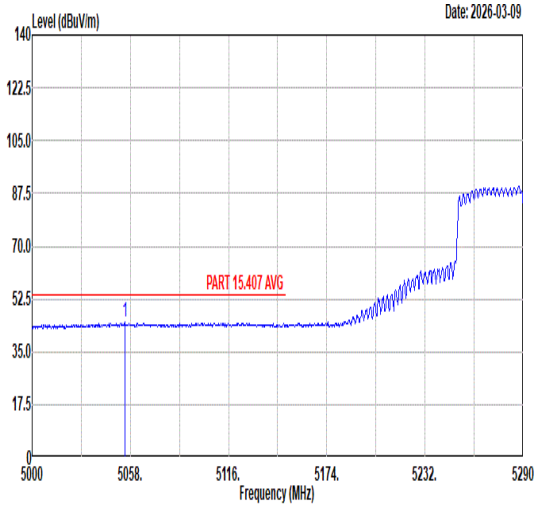 Freq Level Limit Line Margin (dB) Read Level Ant Factor Cable Loss Preamp Factor APos TPos Remark MHz dBuV/m dBuV/m dBuV dB/m dB dB cm deg 1 5054.81 44.95 54.00 -9.05 31.23 35.82 10.51 32.61 100 38 AVERAGE	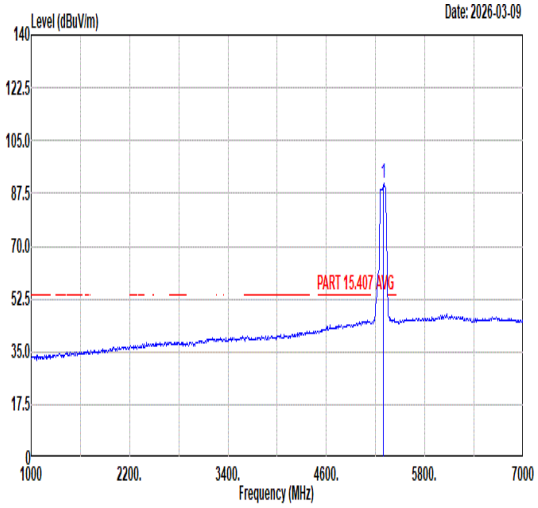 Freq Level Limit Line Margin (dB) Read Level Ant Factor Cable Loss Preamp Factor APos TPos Remark MHz dBuV/m dBuV/m dBuV dB/m dB dB cm deg 1 5290.00 90.75 ------ ------ 76.89 35.92 10.60 32.66 100 38 AVERAGE

Mode	26	
	Band Edge - R	
	U-NII-2A_5.25-5.35_802.11ac VHT80_CH58_5290MHz	
ANT	4+6	
Pol.	Horizontal	Fundamental
Peak	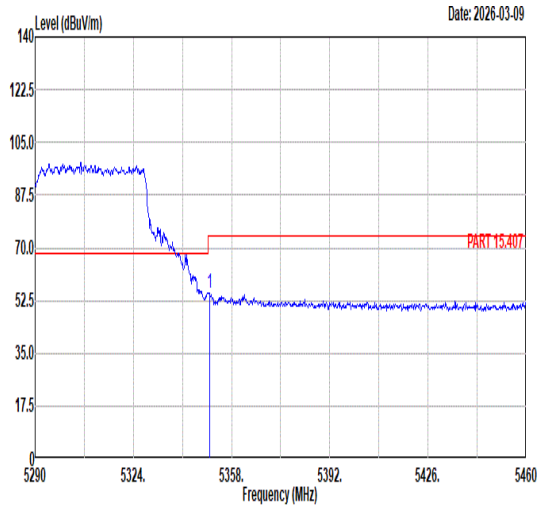 Freq Level Limit Line Margin (dB) Read Level Ant Factor Cable Loss Preamp Factor APos TPos Remark MHz dBuV/m dBuV/m dBuV dB/m dB dB cm deg 1 5350.35 55.13 74.00 -18.87 41.31 35.94 10.55 32.67 100 38 PEAK	Blank
Avg	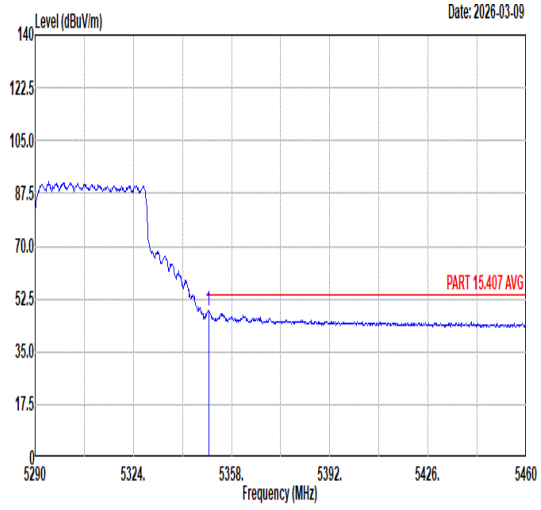 Freq Level Limit Line Margin (dB) Read Level Ant Factor Cable Loss Preamp Factor APos TPos Remark MHz dBuV/m dBuV/m dBuV dB/m dB dB cm deg 1 5350.01 48.64 54.00 -5.36 34.82 35.94 10.55 32.67 100 38 AVERAGE	Blank

Mode	26	
	Band Edge - L	
	U-NII-2A_5.25-5.35_802.11ac VHT80_CH58_5290MHz	
ANT	4+6	
Pol.	Vertical	Fundamental
Peak	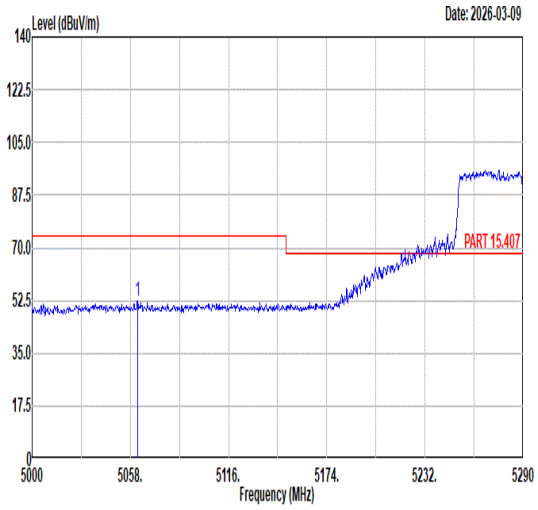 Freq Level Limit Line Margin (dB) Read Level Ant Factor Cable Loss Preamp Factor APos TPos Remark MHz dBuV/m dBuV/m dBuV dB/m dB dB cm deg 1 5062.35 52.22 74.00 -21.78 38.48 35.82 10.53 32.61 284 251 PEAK	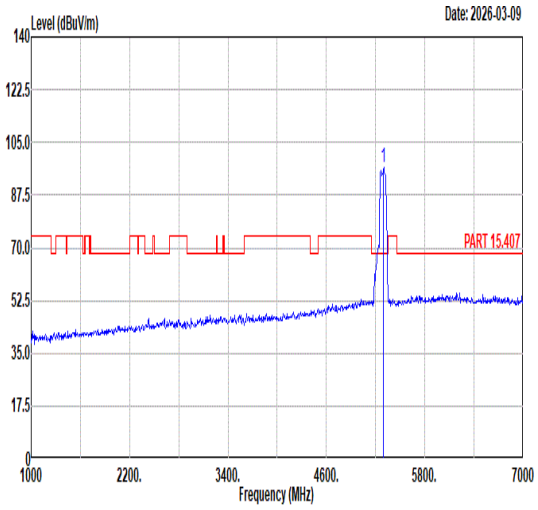 Freq Level Limit Line Margin (dB) Read Level Ant Factor Cable Loss Preamp Factor APos TPos Remark MHz dBuV/m dBuV/m dBuV dB/m dB dB cm deg 1 5290.00 96.66 ------ ------ 82.80 35.92 10.60 32.66 284 251 PEAK
Avg	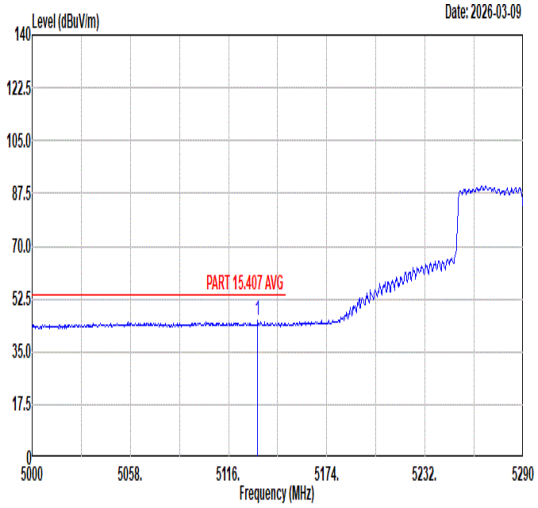 Freq Level Limit Line Margin (dB) Read Level Ant Factor Cable Loss Preamp Factor APos TPos Remark MHz dBuV/m dBuV/m dBuV dB/m dB dB cm deg 1 5133.11 45.17 54.00 -8.83 31.40 35.85 10.55 32.63 284 251 AVERAGE	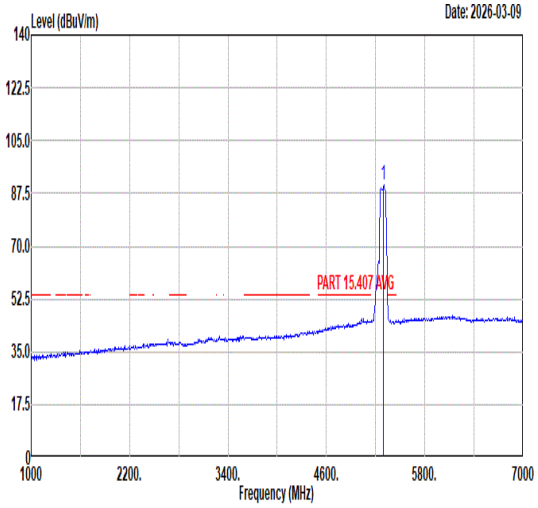 Freq Level Limit Line Margin (dB) Read Level Ant Factor Cable Loss Preamp Factor APos TPos Remark MHz dBuV/m dBuV/m dBuV dB/m dB dB cm deg 1 5290.00 90.22 ------ ------ 76.36 35.92 10.60 32.66 284 251 AVERAGE

Mode	26	
	Band Edge - R	
	U-NII-2A_5.25-5.35_802.11ac VHT80_CH58_5290MHz	
ANT	4+6	
Pol.	Vertical	Fundamental
Peak	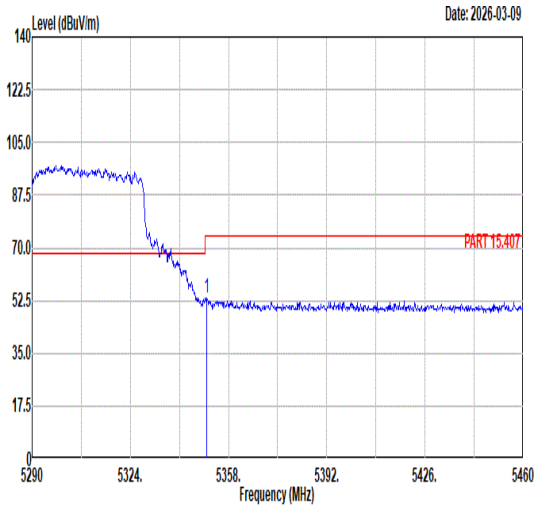 Freq Level Limit Line Margin (dB) Read Level Ant Factor Cable Loss Preamp Factor APos TPos Remark MHz dBuV/m dBuV/m dBuV dB/m dB dB cm deg 1 5350.35 53.40 74.00 -20.60 39.58 35.94 10.55 32.67 284 251 PEAK	Blank
Avg	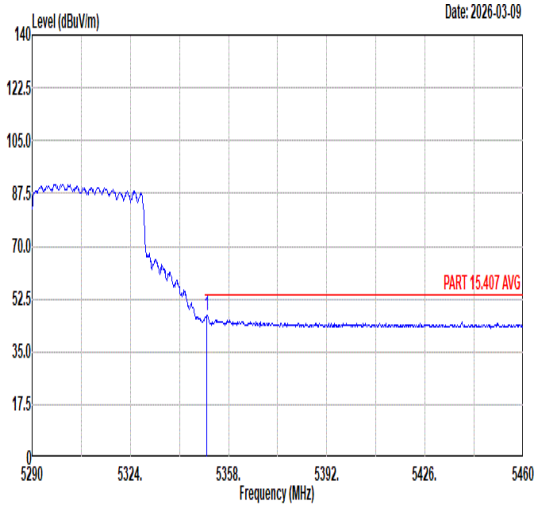 Freq Level Limit Line Margin (dB) Read Level Ant Factor Cable Loss Preamp Factor APos TPos Remark MHz dBuV/m dBuV/m dBuV dB/m dB dB cm deg 1 5350.52 47.19 54.00 -6.81 33.37 35.94 10.55 32.67 284 251 AVERAGE	Blank

Mode	26	
	Harmonic	
	U-NII-2A_5.25-5.35_802.11ac VHT80_CH58_5290MHz	
ANT	4+6	
Pol.	Horizontal	Vertical
Peak Avg	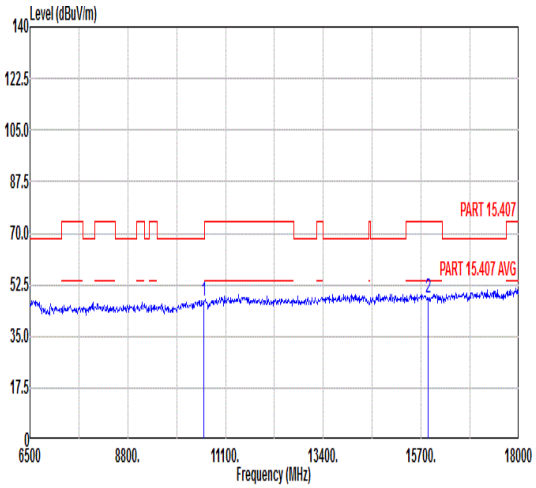 Freq Level Limit Line Margin Read Level Ant Factor Cable Loss Preamp Factor APos TPos Remark MHz dBuV/m dBuV/m dB dBuV dB/m dB dB cm deg 1 10580.00 46.82 68.30 -21.48 47.51 38.13 12.22 51.04 --- --- Peak 2 15870.00 48.21 74.00 -25.79 44.90 41.29 14.73 52.71 --- --- Peak	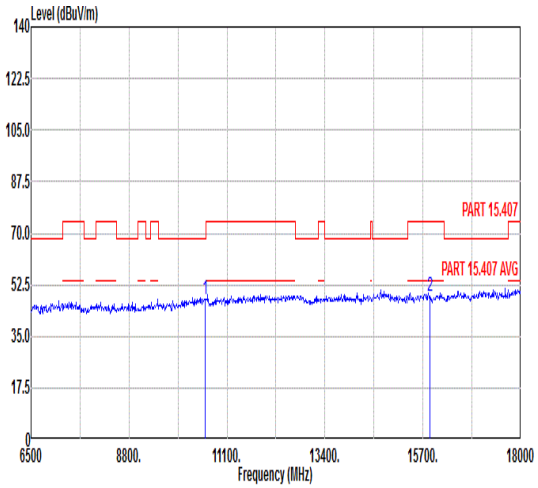 Freq Level Limit Line Margin Read Level Ant Factor Cable Loss Preamp Factor APos TPos Remark MHz dBuV/m dBuV/m dB dBuV dB/m dB dB cm deg 1 10580.00 47.75 68.30 -20.55 48.44 38.13 12.22 51.04 --- --- Peak 2 15870.00 48.40 74.00 -25.60 45.09 41.29 14.73 52.71 --- --- Peak

Mode	27
	Band Edge - L
	U-NII-2C_5.47-5.725_802.11ac VHT80_CH106_5530MHz
ANT	4+6

Pol.	Horizontal	Fundamental
Peak	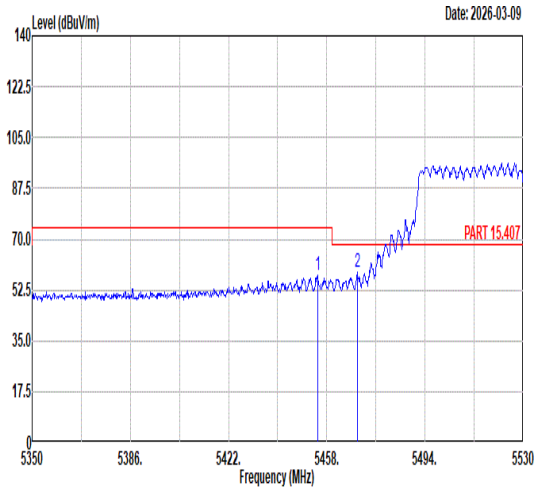 Freq Level Limit Line Margin (dB) Read Level Ant Factor Cable Loss Preamp Factor APos TPos Remark MHz dBuV/m dBuV/m dBuV dB/m dB dB cm deg 1 5454.58 57.43 74.00 -16.57 43.60 35.98 10.54 32.69 100 105 PEAK 2 5469.16 58.49 68.30 -9.81 44.64 35.99 10.55 32.69 100 105 PEAK	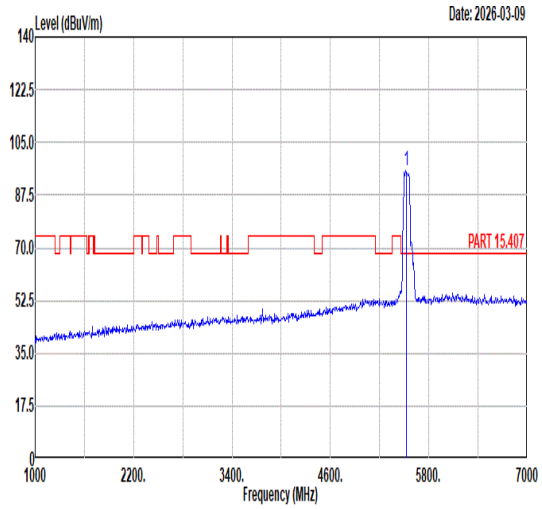 Freq Level Limit Line Margin (dB) Read Level Ant Factor Cable Loss Preamp Factor APos TPos Remark MHz dBuV/m dBuV/m dBuV dB/m dB dB cm deg 1 5530.00 95.44 ------ ------ 81.52 36.03 10.60 32.71 100 105 PEAK
Avg	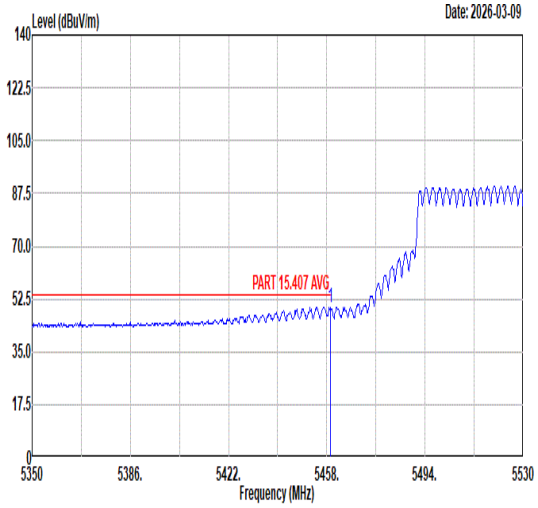 Freq Level Limit Line Margin (dB) Read Level Ant Factor Cable Loss Preamp Factor APos TPos Remark MHz dBuV/m dBuV/m dBuV dB/m dB dB cm deg 1 5459.26 49.88 54.00 -4.12 36.05 35.98 10.54 32.69 100 105 AVERAGE	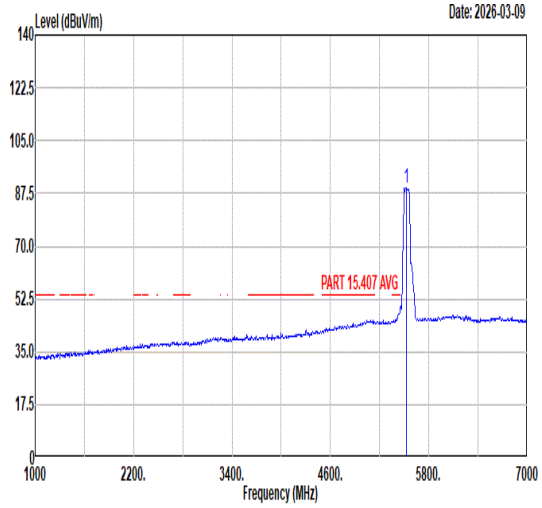 Freq Level Limit Line Margin (dB) Read Level Ant Factor Cable Loss Preamp Factor APos TPos Remark MHz dBuV/m dBuV/m dBuV dB/m dB dB cm deg 1 5530.00 89.41 ------ ------ 75.54 36.00 10.57 32.70 100 105 AVERAGE

Mode	27	
	Band Edge - R	
	U-NII-2C_5.47-5.725_802.11ac VHT80_CH106_5530MHz	
ANT	4+6	
Pol.	Horizontal	Fundamental
Peak	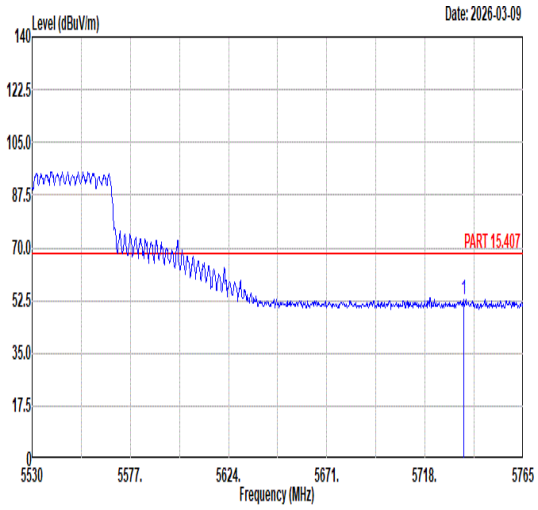 Freq Level Limit Line Margin (dB) Read Level Ant Factor Cable Loss Preamp Factor APos TPos Remark MHz dBuV/m dBuV/m dBuV dB/m dB dB cm deg 1 5736.57 52.93 68.30 -15.37 38.47 36.38 10.87 32.79 100 105 PEAK	Blank

Mode	27	
	Band Edge - L	
	U-NII-2C_5.47-5.725_802.11ac VHT80_CH106_5530MHz	
ANT	4+6	
Pol.	Vertical	Fundamental
Peak	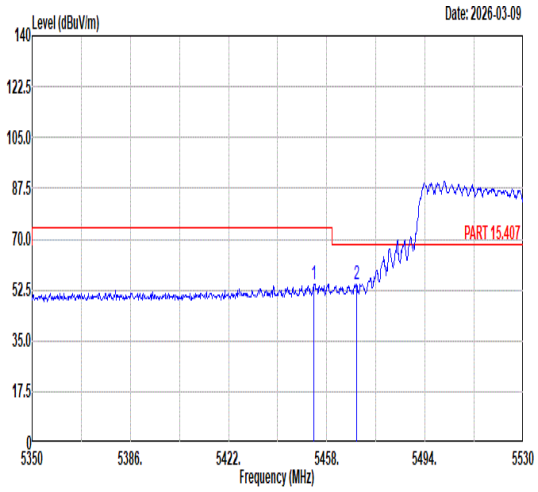 Freq Level Limit Line Margin (dB) Read Level Ant Factor Cable Loss Preamp Factor APos TPos Remark MHz dBuV/m dBuV/m dBuV dB/m dB dB cm deg 1 5453.14 54.59 74.00 -19.41 40.76 35.98 10.54 32.69 348 164 PEAK 2 5468.98 54.59 68.30 -13.71 40.74 35.99 10.55 32.69 348 164 PEAK	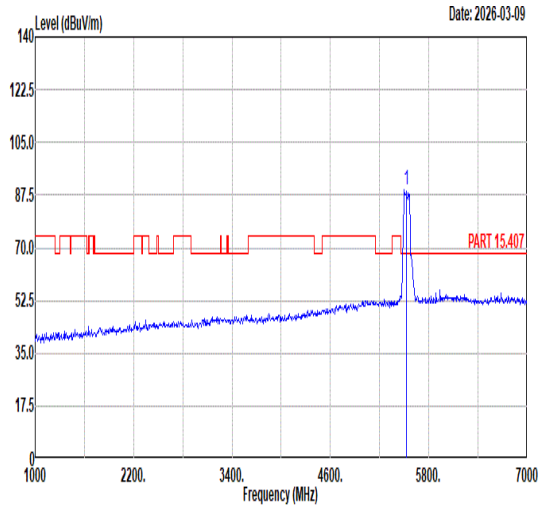 Freq Level Limit Line Margin (dB) Read Level Ant Factor Cable Loss Preamp Factor APos TPos Remark MHz dBuV/m dBuV/m dBuV dB/m dB dB cm deg 1 5530.00 89.16 ------ ------ 75.28 36.00 10.58 32.70 348 164 PEAK
Avg	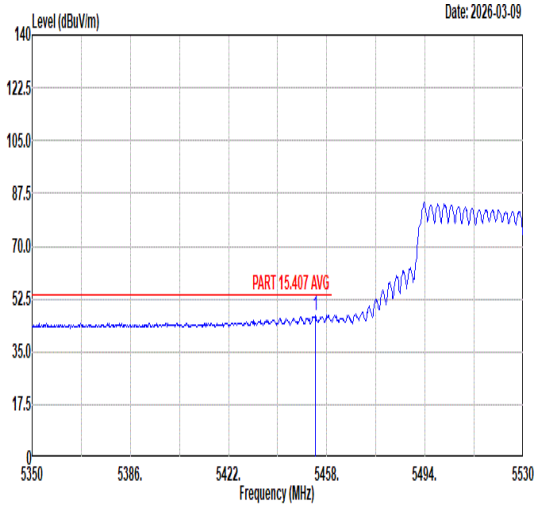 Freq Level Limit Line Margin (dB) Read Level Ant Factor Cable Loss Preamp Factor APos TPos Remark MHz dBuV/m dBuV/m dBuV dB/m dB dB cm deg 1 5453.68 46.94 54.00 -7.06 33.11 35.98 10.54 32.69 348 164 AVERAGE	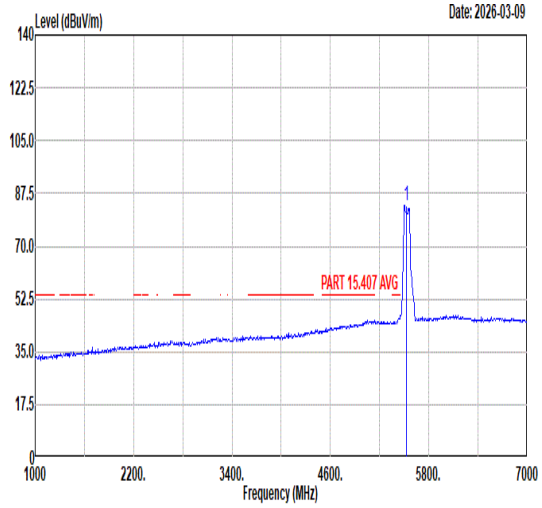 Freq Level Limit Line Margin (dB) Read Level Ant Factor Cable Loss Preamp Factor APos TPos Remark MHz dBuV/m dBuV/m dBuV dB/m dB dB cm deg 1 5530.00 83.41 ------ ------ 69.53 36.00 10.58 32.70 348 164 AVERAGE

Mode	27	
	Band Edge - R	
	U-NII-2C_5.47-5.725_802.11ac VHT80_CH106_5530MHz	
ANT	4+6	
Pol.	Vertical	Fundamental
Peak	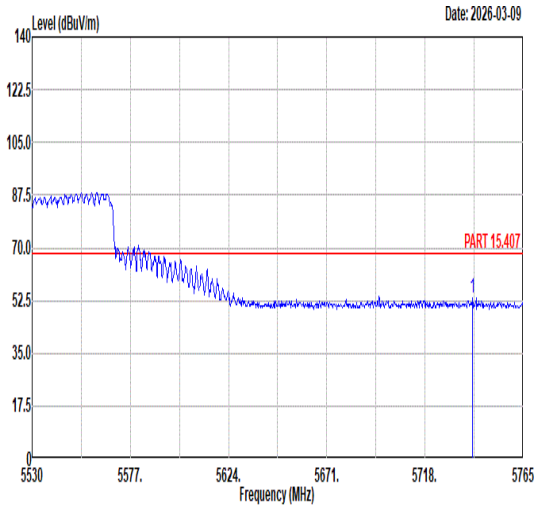 Freq Level Limit Line Margin (dB) Read Level Ant Factor Cable Loss Preamp Factor APos TPos Remark MHz dBuV/m dBuV/m dBuV dB/m dB dB cm deg 1 5740.80 53.44 68.30 -14.86 38.99 36.39 10.86 32.80 348 164 PEAK	Blank

Mode	27	
	Harmonic	
	U-NII-2C_5.47-5.725_802.11ac VHT80_CH106_5530MHz	
ANT	4+6	
Pol.	Horizontal	Vertical
Peak Avg	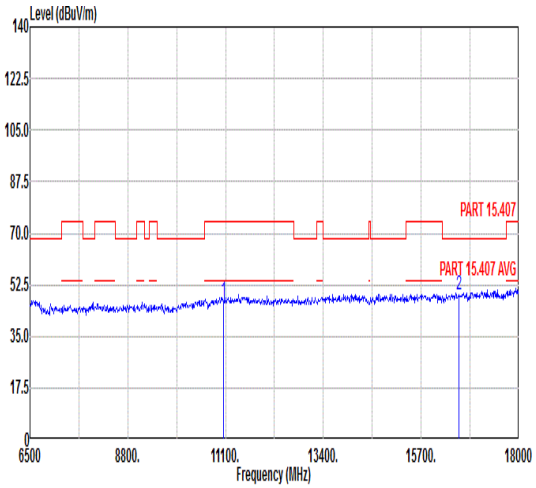 Freq Level Limit Line Margin Read Level Ant Factor Cable Loss Preamp Factor APos TPos Remark MHz dBuV/m dBuV/m dB dBuV dB/m dB dB cm deg 1 11060.00 47.20 74.00 -26.80 46.56 38.32 12.57 50.25 --- --- Peak 2 16590.00 49.30 68.30 -19.00 44.77 42.10 15.23 52.80 --- --- Peak	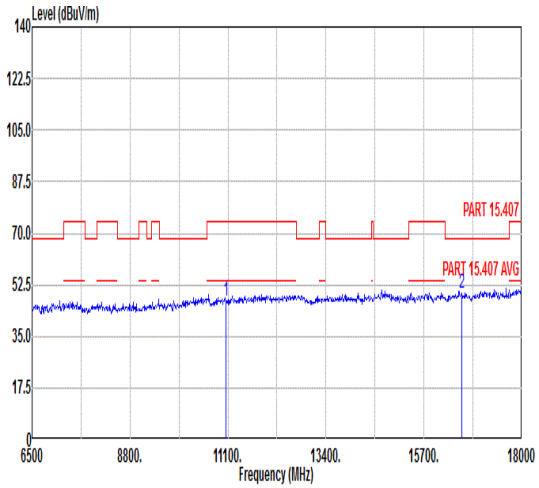 Freq Level Limit Line Margin Read Level Ant Factor Cable Loss Preamp Factor APos TPos Remark MHz dBuV/m dBuV/m dB dBuV dB/m dB dB cm deg 1 11060.00 46.96 74.00 -27.04 46.32 38.32 12.57 50.25 --- --- Peak 2 16590.00 49.53 68.30 -18.77 45.00 42.10 15.23 52.80 --- --- Peak

Mode	28
	Band Edge - L
	U-NII-2C_5.47-5.725_802.11ac VHT80_CH122_5610MHz
ANT	4+6

Pol.	Horizontal	Fundamental
Peak	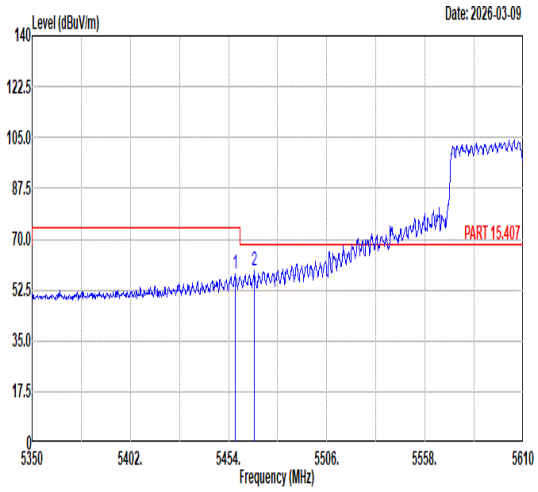 Freq Level Limit Line Margin (dB) Read Level Ant Factor Cable Loss Preamp Factor APos TPos Remark MHz dBuV/m dBuV/m dBuV dB/m dB dB cm deg 1 5457.38 58.27 74.00 -15.73 44.44 35.98 10.54 32.69 100 59 PEAK 2 5467.78 58.94 68.30 -9.36 45.09 35.99 10.55 32.69 100 59 PEAK	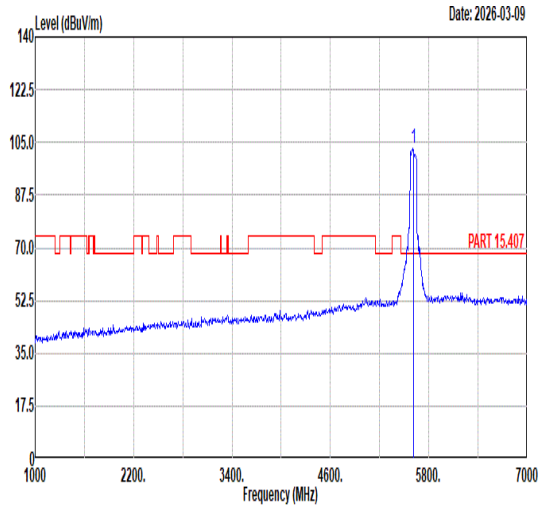 Freq Level Limit Line Margin (dB) Read Level Ant Factor Cable Loss Preamp Factor APos TPos Remark MHz dBuV/m dBuV/m dBuV dB/m dB dB cm deg 1 5610.00 102.95 ------ ------ 88.81 36.17 10.71 32.74 100 59 PEAK
Avg	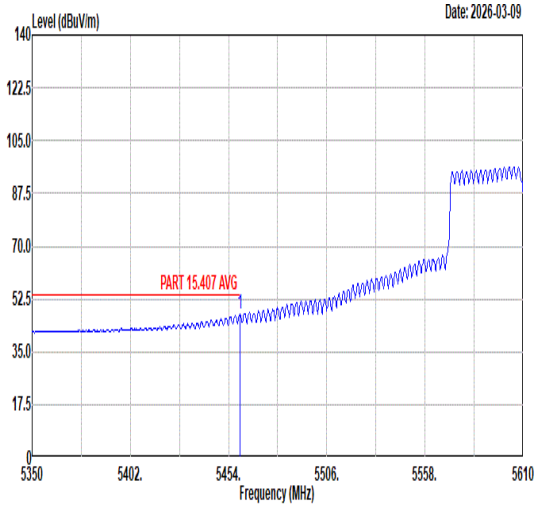 Freq Level Limit Line Margin (dB) Read Level Ant Factor Cable Loss Preamp Factor APos TPos Remark MHz dBuV/m dBuV/m dBuV dB/m dB dB cm deg 1 5459.98 47.36 54.00 -6.64 33.53 35.98 10.54 32.69 100 59 AVERAGE	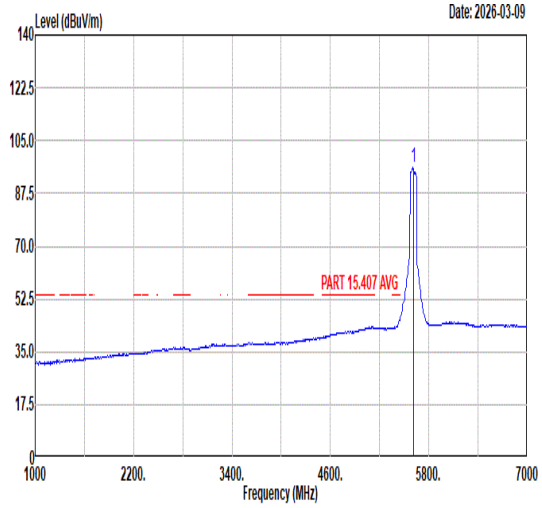 Freq Level Limit Line Margin (dB) Read Level Ant Factor Cable Loss Preamp Factor APos TPos Remark MHz dBuV/m dBuV/m dBuV dB/m dB dB cm deg 1 5610.00 95.93 ------ ------ 81.79 36.17 10.71 32.74 100 59 AVERAGE

Mode	28	
	Band Edge - R	
	U-NII-2C_5.47-5.725_802.11ac VHT80_CH122_5610MHz	
ANT	4+6	
Pol.	Horizontal	Fundamental
Peak	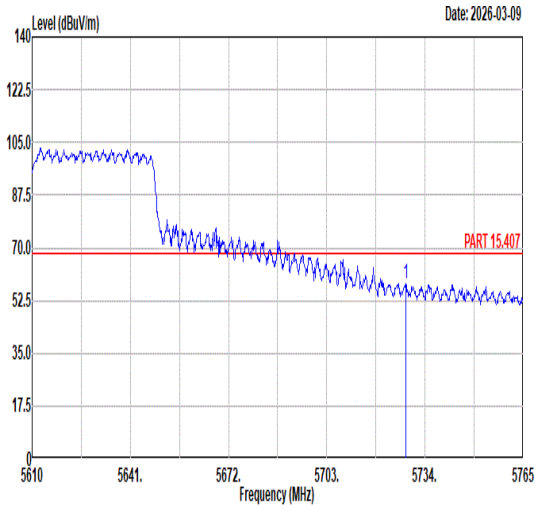 Freq Level Limit Line Margin (dB) Read Level Ant Factor Cable Loss Preamp Factor APos TPos Remark MHz dBuV/m dBuV/m dBuV dB/m dB dB cm deg 1 5727.96 57.92 68.30 -10.38 43.48 36.36 10.87 32.79 100 59 PEAK	Blank

Mode	28
	Band Edge - L
	U-NII-2C_5.47-5.725_802.11ac VHT80_CH122_5610MHz
ANT	4+6

Pol.	Vertical	Fundamental
Peak	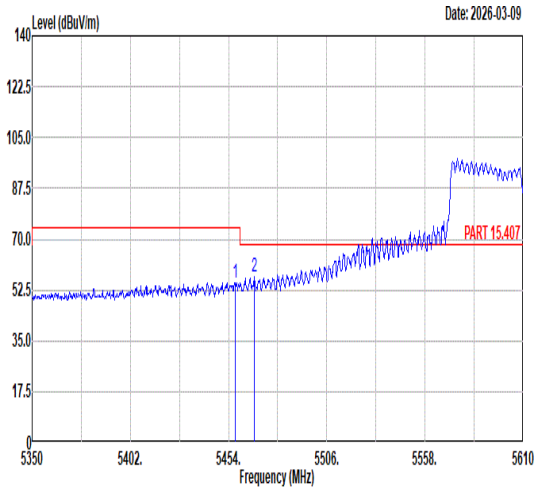 Freq Level Limit Line Margin (dB) Read Level Ant Factor Cable Loss Preamp Factor APos TPos Remark MHz dBuV/m dBuV/m dBuV dB/m dB dB cm deg 1 5457.38 55.07 74.00 -18.93 41.24 35.98 10.54 32.69 337 154 PEAK 2 5467.78 56.84 68.30 -11.46 42.99 35.99 10.55 32.69 337 154 PEAK	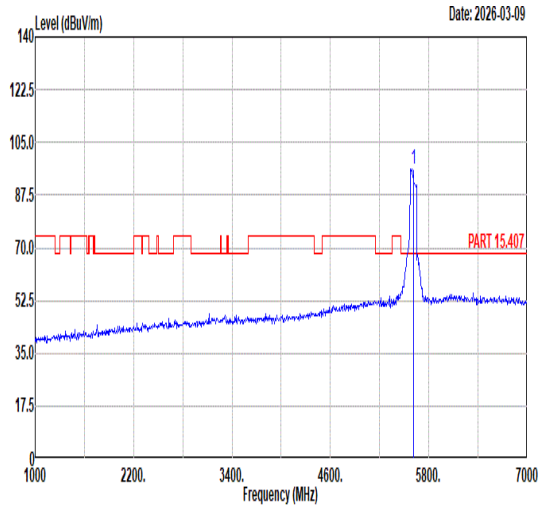 Freq Level Limit Line Margin (dB) Read Level Ant Factor Cable Loss Preamp Factor APos TPos Remark MHz dBuV/m dBuV/m dBuV dB/m dB dB cm deg 1 5610.00 96.12 ------ ------ 82.06 36.12 10.67 32.73 337 154 PEAK
Avg	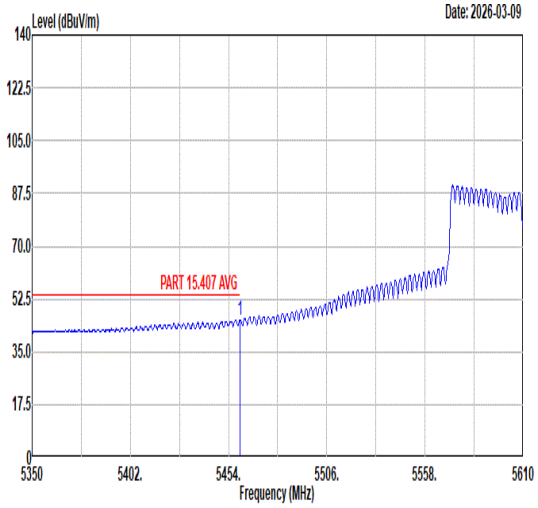 Freq Level Limit Line Margin (dB) Read Level Ant Factor Cable Loss Preamp Factor APos TPos Remark MHz dBuV/m dBuV/m dBuV dB/m dB dB cm deg 1 5459.98 45.69 54.00 -8.31 31.86 35.98 10.54 32.69 337 154 AVERAGE	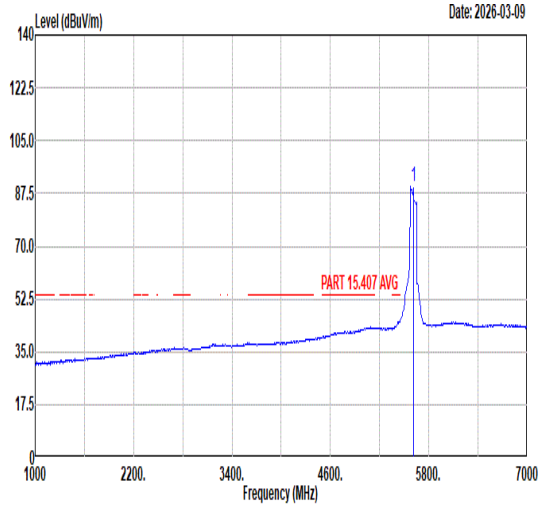 Freq Level Limit Line Margin (dB) Read Level Ant Factor Cable Loss Preamp Factor APos TPos Remark MHz dBuV/m dBuV/m dBuV dB/m dB dB cm deg 1 5610.00 89.75 ------ ------ 75.69 36.12 10.67 32.73 337 154 AVERAGE

Mode	28	
	Band Edge - R	
	U-NII-2C_5.47-5.725_802.11ac VHT80_CH122_5610MHz	
ANT	4+6	
Pol.	Vertical	Fundamental
Peak	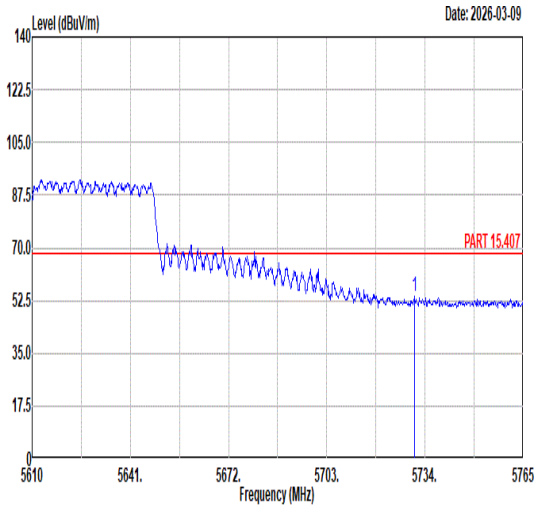 Freq Level Limit Line Margin (dB) Read Level Ant Factor Cable Loss Preamp Factor APos TPos Remark MHz dBuV/m dBuV/m dBuV dB/m dB dB cm deg 1 5730.59 53.69 68.30 -14.61 39.24 36.37 10.87 32.79 337 154 PEAK	Blank

Mode	28	
	Harmonic	
	U-NII-2C_5.47-5.725_802.11ac VHT80_CH122_5610MHz	
ANT	4+6	
Pol.	Horizontal	Vertical
Peak Avg	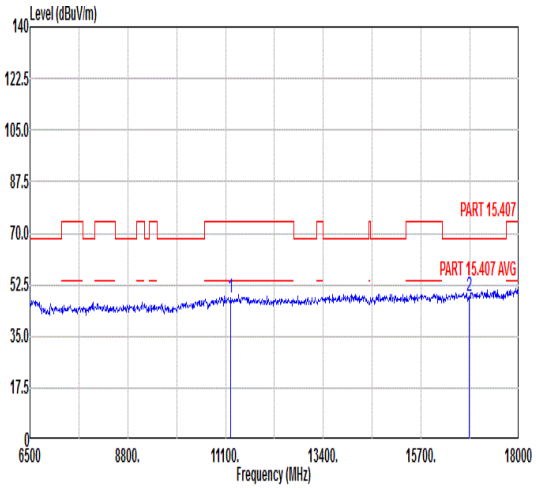 Freq Level Limit Line Margin Read Level Ant Factor Cable Loss Preamp Factor APos TPos Remark MHz dBuV/m dBuV/m dB dBuV dB/m dB dB cm deg 1 11220.00 48.23 74.00 -25.77 47.58 38.37 12.68 50.40 --- --- Peak 2 16830.00 48.67 68.30 -19.63 43.69 42.37 15.41 52.80 --- --- Peak	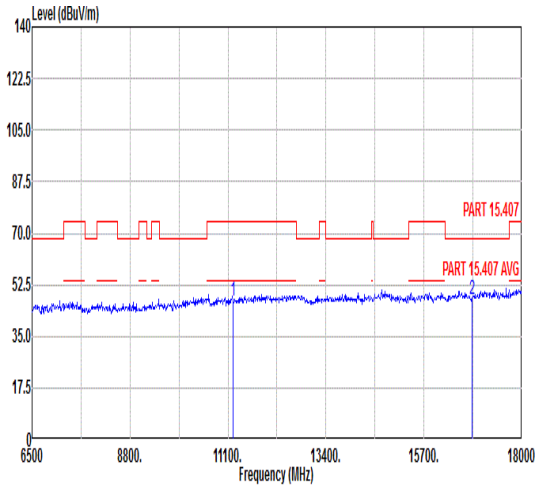 Freq Level Limit Line Margin Read Level Ant Factor Cable Loss Preamp Factor APos TPos Remark MHz dBuV/m dBuV/m dB dBuV dB/m dB dB cm deg 1 11220.00 47.09 74.00 -26.91 46.44 38.37 12.68 50.40 --- --- Peak 2 16830.00 47.70 68.30 -20.60 42.72 42.37 15.41 52.80 --- --- Peak

Mode	29	
	Harmonic	
	U-NII-2C_5.47-5.85_802.11a_CH144_5720MHz	
ANT	4+6	
Pol.	Horizontal	Vertical
Peak Avg	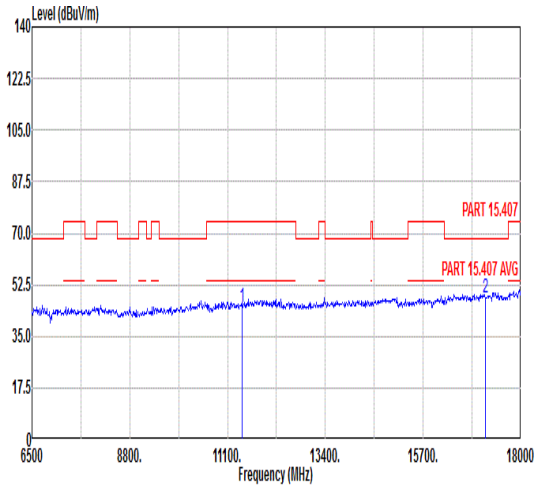 Freq Level Limit Line Margin Read Level Ant Factor Cable Loss Preamp Factor APos TPos Remark MHz dBuV/m dBuV/m dB dBuV dB/m dB dB cm deg 1 11440.00 44.76 74.00 -29.24 44.09 38.43 12.84 50.60 --- --- Peak 2 17160.00 48.26 68.30 -20.04 42.68 42.75 15.66 52.83 --- --- Peak	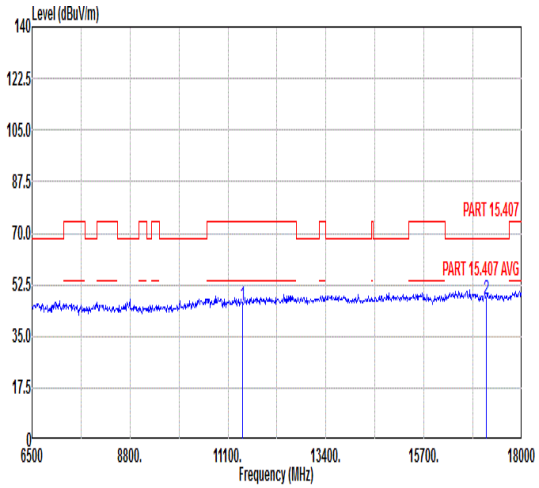 Freq Level Limit Line Margin Read Level Ant Factor Cable Loss Preamp Factor APos TPos Remark MHz dBuV/m dBuV/m dB dBuV dB/m dB dB cm deg 1 11440.00 45.28 74.00 -28.72 44.61 38.43 12.84 50.60 --- --- Peak 2 17160.00 47.75 68.30 -20.55 42.17 42.75 15.66 52.83 --- --- Peak

Mode	30	
	Band Edge	
	U-NII-2C_5.47-5.85_802.11n HT20_CH144_Full RU_5720MHz	
ANT	4+6	
Pol.	Horizontal	Fundamental
Peak	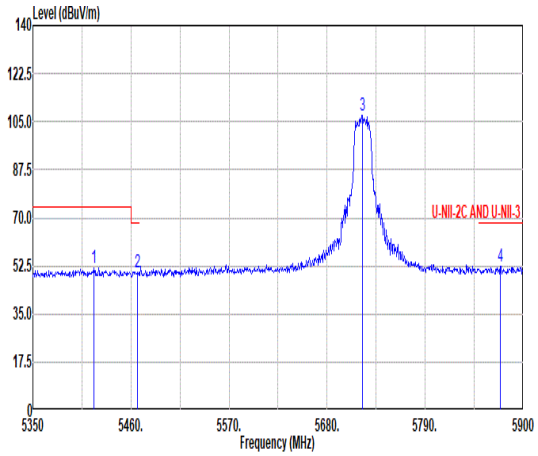 Freq Level Limit Line Margin Read Level Ant Factor Cable Loss Preamp Factor APos TPos Remark MHz dBuV/m dBuV/m dB dBuV dB/m dB dB cm deg 1 5418.75 51.84 74.00 -22.16 38.04 35.97 10.51 32.68 100 70 Peak 2 5467.15 50.44 68.30 -17.86 36.59 35.99 10.55 32.69 100 70 Peak 3 5720.00 107.27 ------ ------ 92.83 36.35 10.88 32.79 100 70 Peak 4 5874.15 52.32 68.30 -15.98 37.73 36.60 10.84 32.85 100 70 Peak	Blank
Avg	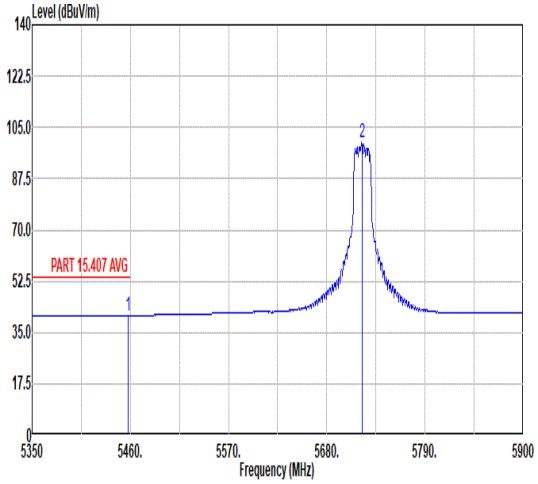 Freq Level Limit Line Margin Read Level Ant Factor Cable Loss Preamp Factor APos TPos Remark MHz dBuV/m dBuV/m dB dBuV dB/m dB dB cm deg 1 5457.25 40.89 54.00 -13.11 27.06 35.98 10.54 32.69 100 70 Peak 2 5720.00 99.73 ------ ------ 85.29 36.35 10.88 32.79 100 70 Average	Blank

Mode	30	
	Band Edge	
	U-NII-2C_5.47-5.85_802.11n HT20_CH144_Full RU_5720MHz	
ANT	4+6	
Pol.	Vertical	Fundamental
Peak	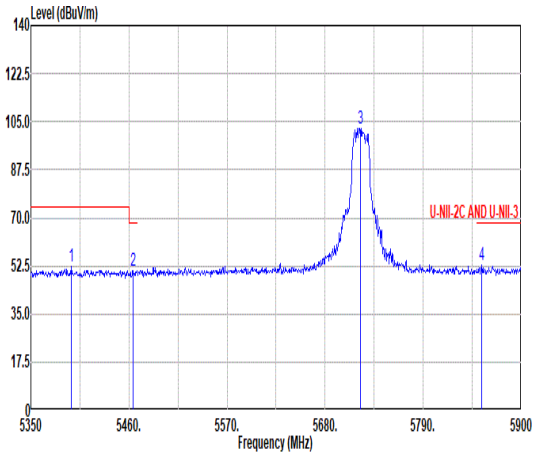 Freq Level Limit Line Margin Read Level Ant Factor Cable Loss Preamp Factor APos Remark TPos MHz dBuV/m dBuV/m dB dBuV dB/m dB dB cm deg 1 5395.65 52.49 74.00 -21.51 38.70 35.96 10.51 32.68 375 259 Peak 2 5464.95 50.79 68.30 -17.51 36.94 35.99 10.55 32.69 375 259 Peak 3 5720.00 102.65 ------ ------ 88.21 36.35 10.88 32.79 375 259 Peak 4 5856.00 53.04 68.30 -15.26 38.48 36.57 10.83 32.84 375 259 Peak	Blank
Avg	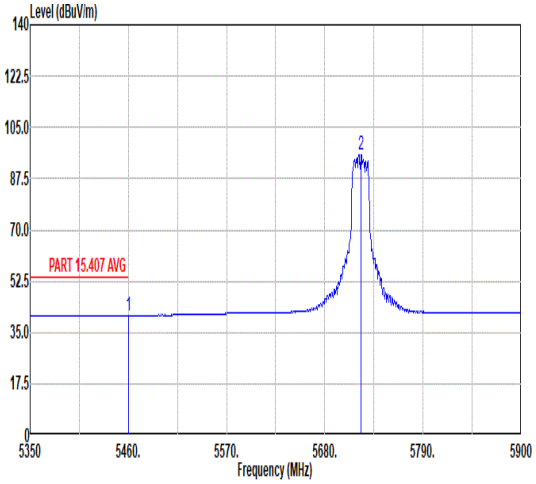 Freq Level Limit Line Margin Read Level Ant Factor Cable Loss Preamp Factor APos Remark TPos MHz dBuV/m dBuV/m dB dBuV dB/m dB dB cm deg 1 5460.00 40.82 54.00 -13.18 26.99 35.98 10.54 32.69 375 259 Peak 2 5720.70 95.74 ------ ------ 81.30 36.35 10.88 32.79 375 259 Average	Blank

Mode	30	
	Harmonic	
	U-NII-2C_5.47-5.85_802.11n HT20_CH144_Full RU_5720MHz	
ANT	4+6	
Pol.	Horizontal	Vertical
Peak Avg	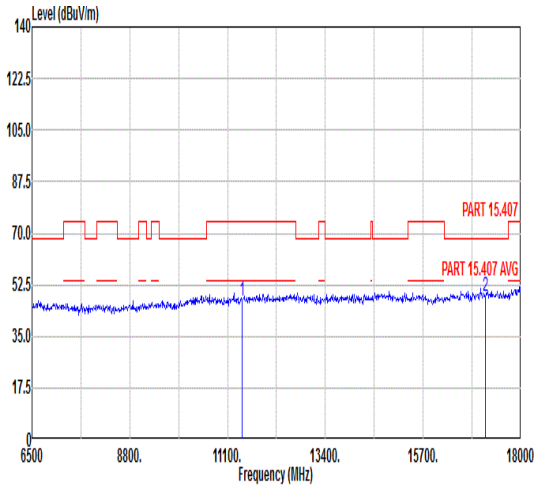 Freq Level Limit Line Margin Read Level Ant Factor Cable Loss Preamp Factor APos TPos Remark MHz dBuV/m dBuV/m dB dBuV dB/m dB dB cm deg 1 11440.00 46.94 74.00 -27.06 46.27 38.43 12.84 50.60 --- --- Peak 2 17160.00 48.84 68.30 -19.46 43.26 42.75 15.66 52.83 --- --- Peak	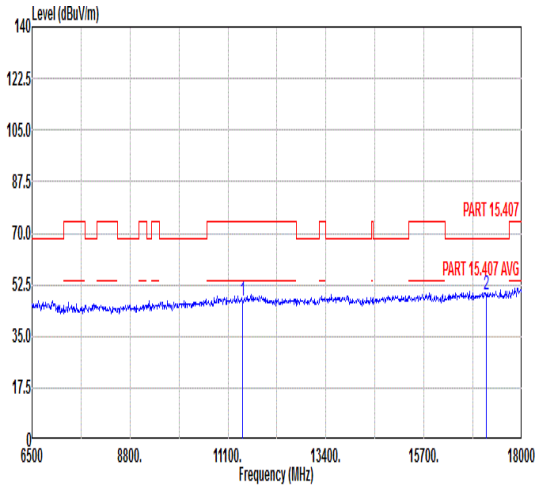 Freq Level Limit Line Margin Read Level Ant Factor Cable Loss Preamp Factor APos TPos Remark MHz dBuV/m dBuV/m dB dBuV dB/m dB dB cm deg 1 11440.00 47.08 74.00 -26.92 46.41 38.43 12.84 50.60 --- --- Peak 2 17160.00 49.25 68.30 -19.05 43.67 42.75 15.66 52.83 --- --- Peak

Mode	31	
	Band Edge	
	U-NII-2C_5.47-5.85_802.11n HT40_CH142_Full RU_5710MHz	
ANT	4+6	
Pol.	Horizontal	Fundamental
Peak	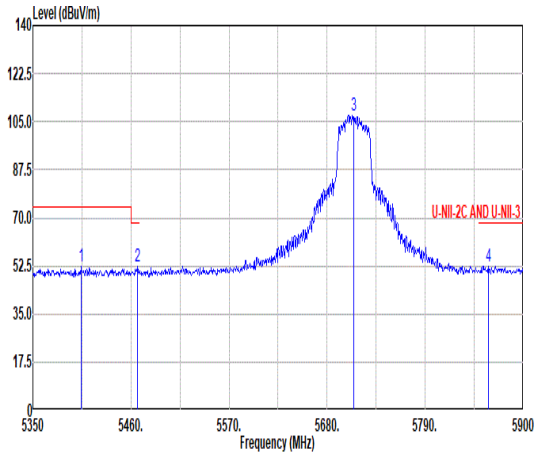 Freq Level Limit Line Margin Read Level Ant Factor Cable Loss Preamp Factor APos Remark TPos MHz dBuV/m dBuV/m dB dBuV dB/m dB dB cm deg 1 5403.90 52.39 74.00 -21.61 38.61 35.96 10.50 32.68 100 110 Peak 2 5467.70 52.32 68.30 -15.98 38.47 35.99 10.55 32.69 100 110 Peak 3 5710.00 107.43 ------ ------ 92.98 36.34 10.89 32.78 100 110 Peak 4 5860.95 52.52 68.30 -15.78 37.95 36.58 10.83 32.84 100 110 Peak	Blank
Avg	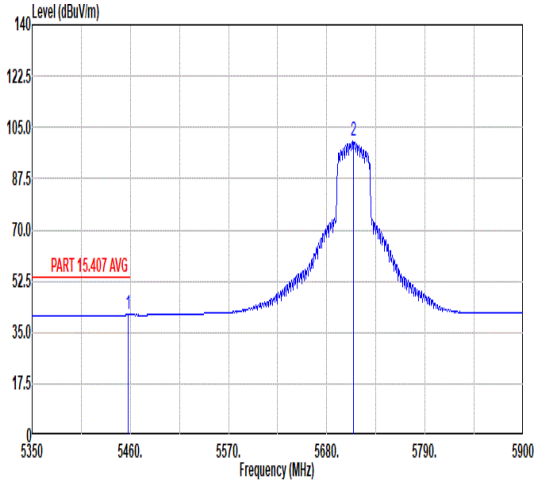 Freq Level Limit Line Margin Read Level Ant Factor Cable Loss Preamp Factor APos Remark TPos MHz dBuV/m dBuV/m dB dBuV dB/m dB dB cm deg 1 5457.80 41.02 54.00 -12.98 27.19 35.98 10.54 32.69 100 110 Peak 2 5710.00 100.17 ------ ------ 85.72 36.34 10.89 32.78 100 110 Average	Blank

Mode	31	
	Band Edge	
	U-NII-2C_5.47-5.85_802.11n HT40_CH142_Full RU_5710MHz	
ANT	4+6	
Pol.	Vertical	Fundamental
Peak	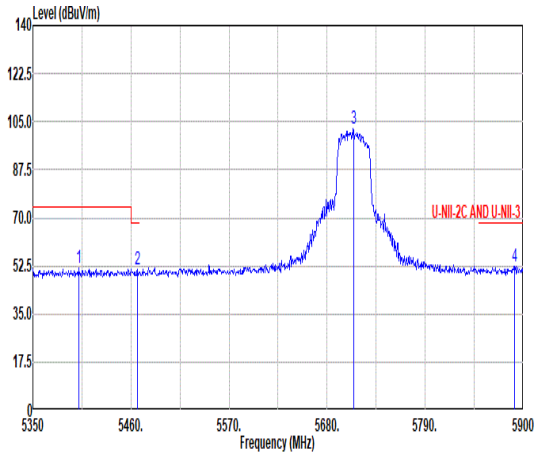 Freq Level Limit Line Margin Read Level Ant Factor Cable Loss Preamp Factor APos TPos Remark MHz dBuV/m dBuV/m dB dBuV dB/m dB dB cm deg 1 5401.15 51.51 74.00 -22.49 37.73 35.96 10.50 32.68 378 202 Peak 2 5467.15 51.29 68.30 -17.01 37.44 35.99 10.55 32.69 378 202 Peak 3 5710.00 102.32 ------ ------ 87.87 36.34 10.89 32.78 378 202 Peak 4 5890.10 52.50 68.30 -15.80 37.90 36.62 10.84 32.86 378 202 Peak	Blank
Avg	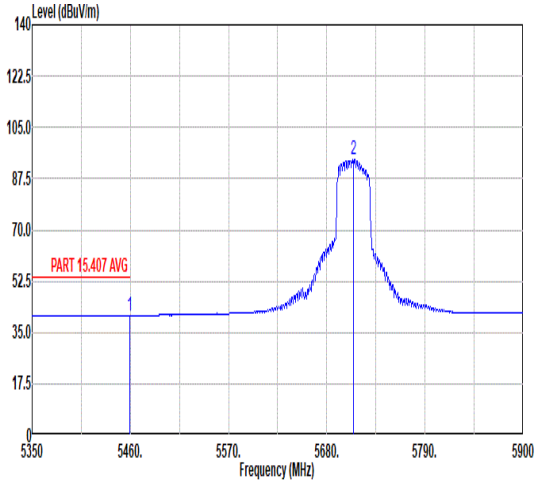 Freq Level Limit Line Margin Read Level Ant Factor Cable Loss Preamp Factor APos TPos Remark MHz dBuV/m dBuV/m dB dBuV dB/m dB dB cm deg 1 5459.45 40.79 54.00 -13.21 26.96 35.98 10.54 32.69 378 202 Peak 2 5710.00 94.07 ------ ------ 79.62 36.34 10.89 32.78 378 202 Average	Blank

Mode	31	
	Harmonic	
	U-NII-2C_5.47-5.85_802.11n HT40_CH142_Full RU_5710MHz	
ANT	4+6	
Pol.	Horizontal	Vertical
Peak Avg	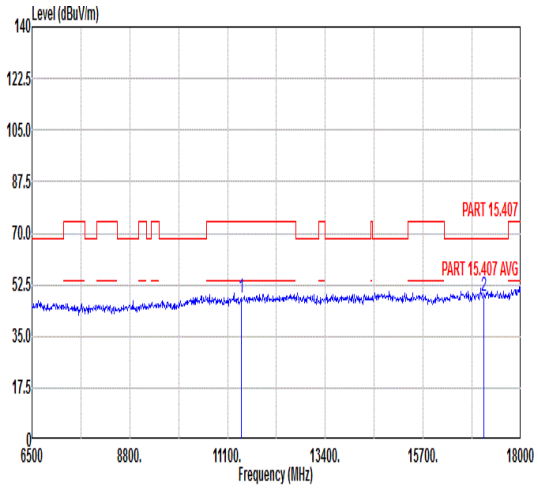 Freq Level Limit Line Margin Read Level Ant Factor Cable Loss Preamp Factor APos TPos Remark MHz dBuV/m dBuV/m dB dBuV dB/m dB dB cm deg 1 11420.00 47.93 74.00 -26.07 47.26 38.43 12.82 50.58 --- --- Peak 2 17130.00 48.63 68.30 -19.67 43.11 42.71 15.64 52.83 --- --- Peak	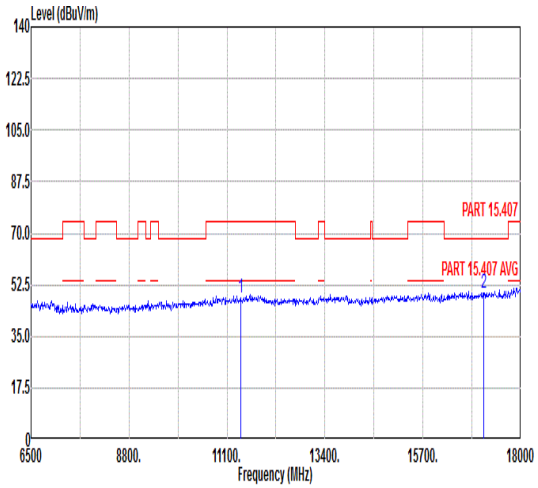 Freq Level Limit Line Margin Read Level Ant Factor Cable Loss Preamp Factor APos TPos Remark MHz dBuV/m dBuV/m dB dBuV dB/m dB dB cm deg 1 11420.00 48.00 74.00 -26.00 47.33 38.43 12.82 50.58 --- --- Peak 2 17130.00 49.46 68.30 -18.84 43.94 42.71 15.64 52.83 --- --- Peak

Mode	32	
	Band Edge	
	U-NII-2C_5.47-5.85_802.11ac VHT80_CH138_Full RU_5690MHz	
ANT	4+6	
Pol.	Horizontal	Fundamental
Peak	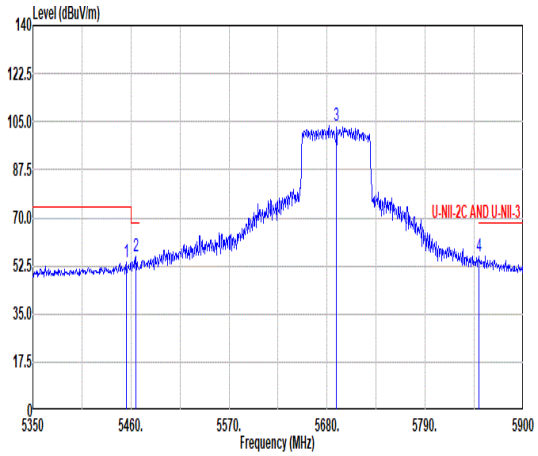 Freq Level Limit Line Margin Read Level Ant Factor Cable Loss Preamp Factor APos Remark TPos MHz dBuV/m dBuV/m dB dBuV dB/m dB dB cm deg 1 5454.50 53.68 74.00 -20.32 39.85 35.98 10.54 32.69 100 111 Peak 2 5465.50 55.90 68.30 -12.40 42.05 35.99 10.55 32.69 100 111 Peak 3 5690.00 103.64 ------ ------ 89.22 36.30 10.90 32.78 100 111 Peak 4 5850.00 55.77 68.30 -12.53 41.22 36.56 10.83 32.84 100 111 Peak	Blank
Avg	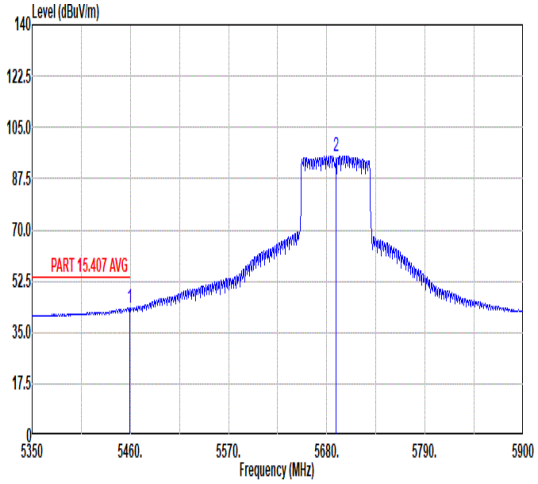 Freq Level Limit Line Margin Read Level Ant Factor Cable Loss Preamp Factor APos Remark TPos MHz dBuV/m dBuV/m dB dBuV dB/m dB dB cm deg 1 5459.45 43.41 54.00 -10.59 29.58 35.98 10.54 32.69 100 111 Peak 2 5690.00 95.36 ------ ------ 80.94 36.30 10.90 32.78 100 111 Average	Blank

Mode	32	
	Band Edge	
	U-NII-2C_5.47-5.85_802.11ac VHT80_CH138_Full RU_5690MHz	
ANT	4+6	
Pol.	Vertical	Fundamental
Peak	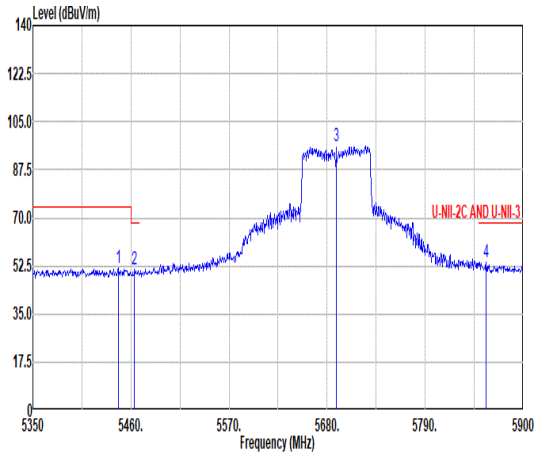 Freq Level Limit Line Margin Read Level Ant Factor Cable Loss Preamp Factor APos TPos Remark MHz dBuV/m dBuV/m dB dBuV dB/m dB dB cm deg 1 5445.70 51.62 74.00 -22.38 37.80 35.98 10.53 32.69 351 258 Peak 2 5463.85 51.04 68.30 -17.26 37.19 35.99 10.55 32.69 351 258 Peak 3 5690.00 96.32 ------ ------ 81.90 36.30 10.90 32.78 351 258 Peak 4 5858.20 54.01 68.30 -14.29 39.45 36.57 10.83 32.84 351 258 Peak	Blank
Avg	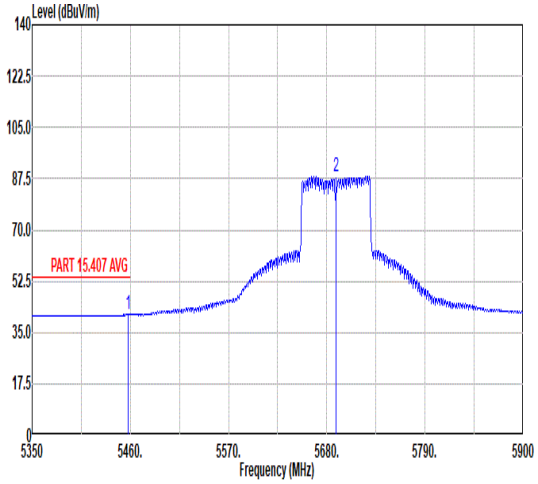 Freq Level Limit Line Margin Read Level Ant Factor Cable Loss Preamp Factor APos TPos Remark MHz dBuV/m dBuV/m dB dBuV dB/m dB dB cm deg 1 5457.80 41.10 54.00 -12.90 27.27 35.98 10.54 32.69 351 258 Peak 2 5690.00 88.48 ------ ------ 74.06 36.30 10.90 32.78 351 258 Average	Blank

Mode	32	
	Harmonic	
	U-NII-2C_5.47-5.85_802.11ac VHT80_CH138_Full RU_5690MHz	
ANT	4+6	
Pol.	Horizontal	Vertical
Peak Avg	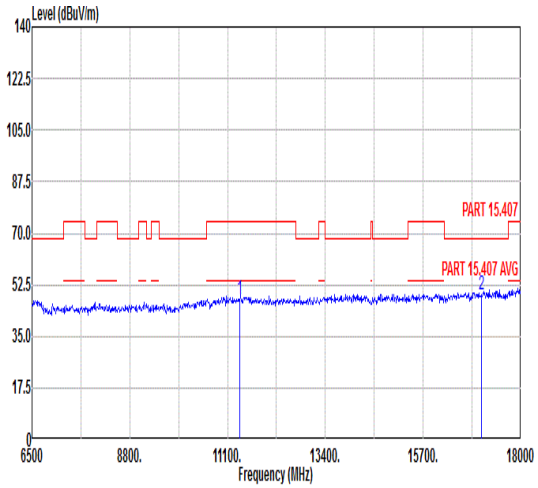 Freq Level Limit Line Margin Read Level Ant Factor Cable Loss Preamp Factor APos TPos Remark MHz dBuV/m dBuV/m dB dBuV dB/m dB dB cm deg 1 11380.00 47.75 74.00 -26.25 47.08 38.41 12.80 50.54 --- --- Peak 2 17070.00 49.31 68.30 -18.99 43.87 42.65 15.60 52.81 --- --- Peak	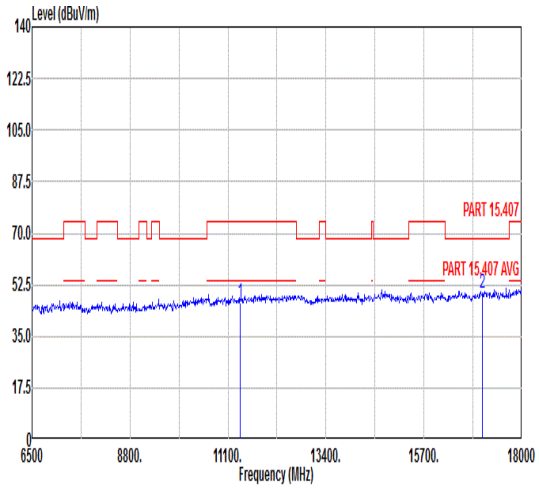 Freq Level Limit Line Margin Read Level Ant Factor Cable Loss Preamp Factor APos TPos Remark MHz dBuV/m dBuV/m dB dBuV dB/m dB dB cm deg 1 11380.00 46.51 74.00 -27.49 45.84 38.41 12.80 50.54 --- --- Peak 2 17070.00 49.92 68.30 -18.38 44.48 42.65 15.60 52.81 --- --- Peak

Mode	33	
	Band Edge	
	U-NII-1_5.15-5.25_802.11ax HE20_CH36_Full RU_5180MHz	
ANT	4+6	
Pol.	Horizontal	Fundamental
Peak	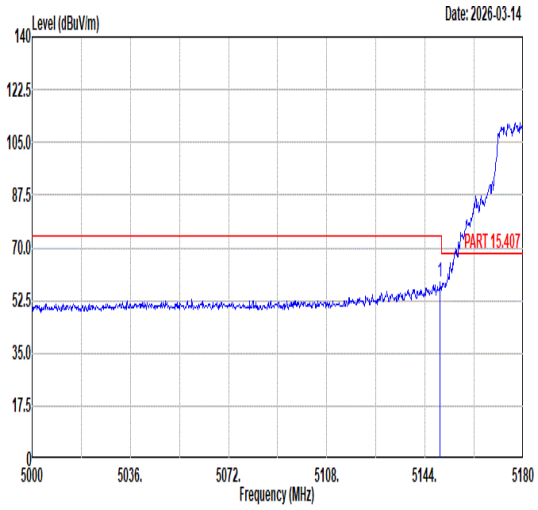 Freq Level Limit Line Margin (dB) Read Level Ant Factor Cable Loss Preamp Factor APos TPos Remark MHz dBuV/m dBuV/m dBuV dB/m dB dB cm deg 1 5149.58 58.41 74.00 -15.59 44.67 35.86 10.51 32.63 347 302 PEAK	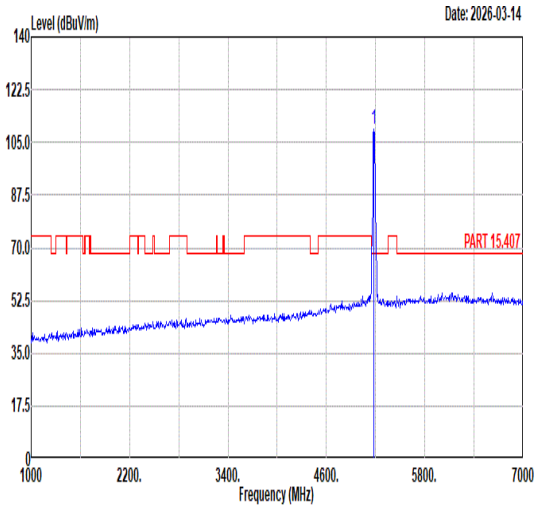 Freq Level Limit Line Margin (dB) Read Level Ant Factor Cable Loss Preamp Factor APos TPos Remark MHz dBuV/m dBuV/m dBuV dB/m dB dB cm deg 1 5180.00 109.49 ------ ------ 95.80 35.87 10.46 32.64 347 302 PEAK
Avg	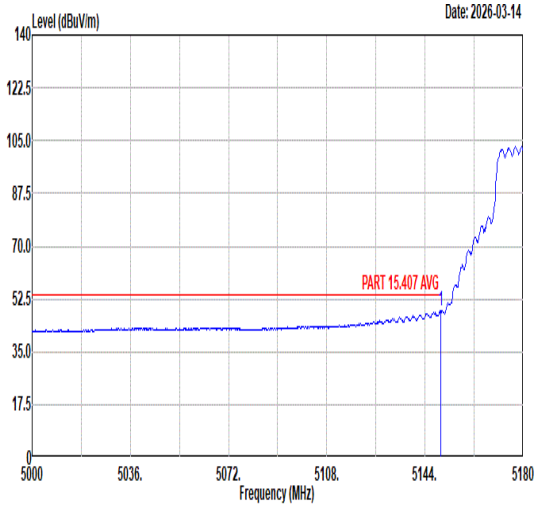 Freq Level Limit Line Margin (dB) Read Level Ant Factor Cable Loss Preamp Factor APos TPos Remark MHz dBuV/m dBuV/m dBuV dB/m dB dB cm deg 1 5149.76 48.74 54.00 -5.26 35.00 35.86 10.51 32.63 347 302 AVERAGE	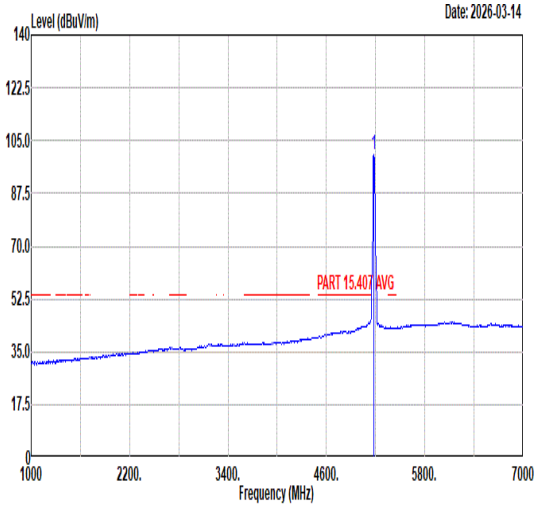 Freq Level Limit Line Margin (dB) Read Level Ant Factor Cable Loss Preamp Factor APos TPos Remark MHz dBuV/m dBuV/m dBuV dB/m dB dB cm deg 1 5180.00 100.50 ------ ------ 86.81 35.87 10.46 32.64 347 302 AVERAGE

Mode	33	
	Band Edge	
	U-NII-1_5.15-5.25_802.11ax HE20_CH36_Full RU_5180MHz	
ANT	4+6	
Pol.	Vertical	Fundamental
Peak	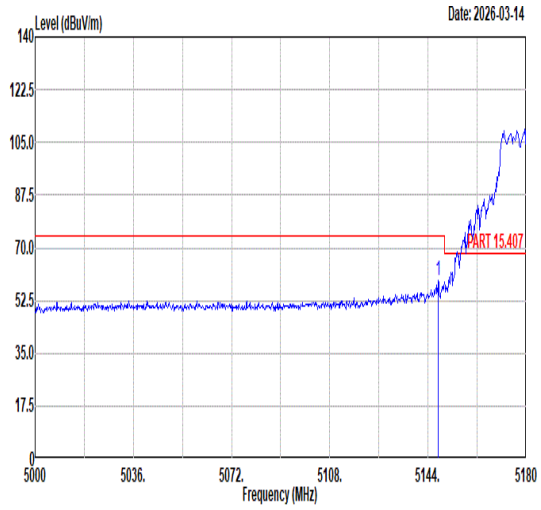 Freq Level Limit Line Margin (dB) Read Level Ant Factor Cable Loss Preamp Factor APos TPos Remark 1 5147.78 59.06 74.00 -14.94 45.31 35.86 10.52 32.63 349 231 PEAK	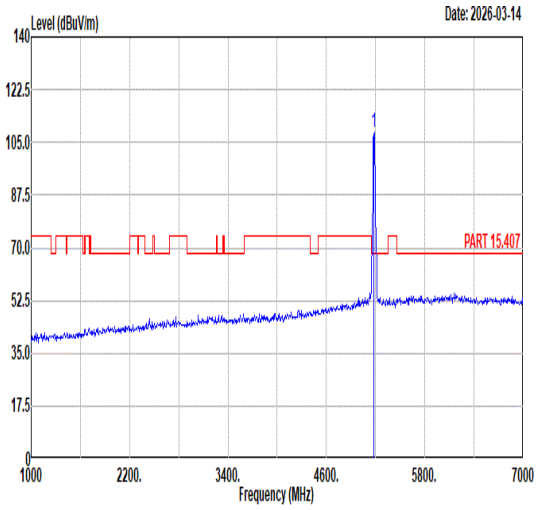 Freq Level Limit Line Margin (dB) Read Level Ant Factor Cable Loss Preamp Factor APos TPos Remark 1 5180.00 108.55 ------ ------ 94.88 35.88 10.43 32.64 349 231 PEAK
Avg	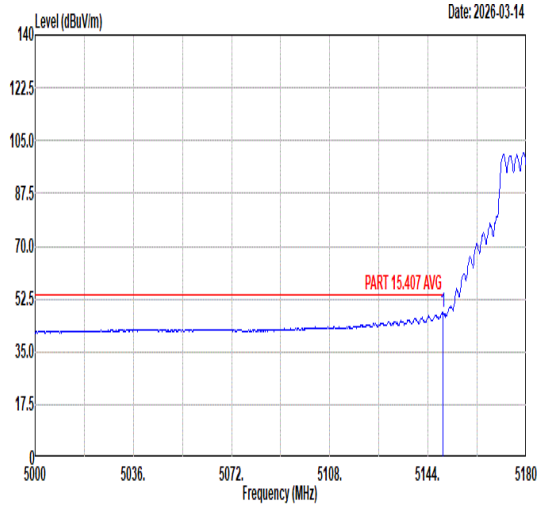 Freq Level Limit Line Margin (dB) Read Level Ant Factor Cable Loss Preamp Factor APos TPos Remark 1 5149.40 48.06 54.00 -5.94 34.32 35.86 10.51 32.63 349 231 AVERAGE	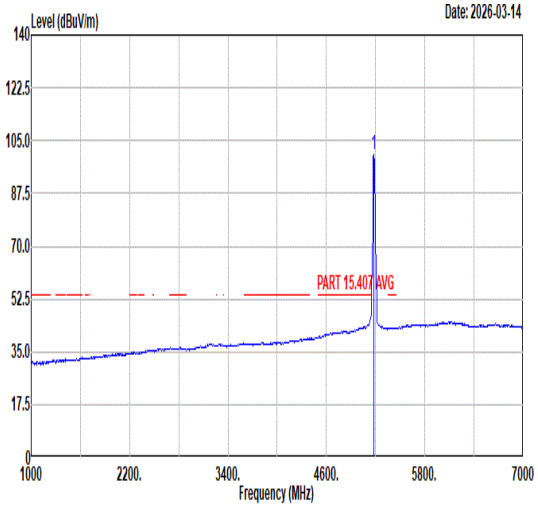 Freq Level Limit Line Margin (dB) Read Level Ant Factor Cable Loss Preamp Factor APos TPos Remark 1 5180.00 100.38 ------ ------ 86.71 35.87 10.44 32.64 349 231 AVERAGE

Mode	33	
	Harmonic	
	U-NII-1_5.15-5.25_802.11ax HE20_CH36_Full RU_5180MHz	
ANT	4+6	
Pol.	Horizontal	Vertical
Peak Avg	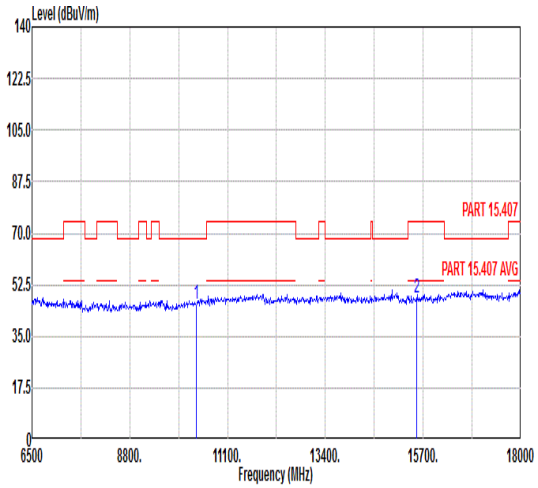 Freq Level Limit Line Margin Read Level Ant Factor Cable Loss Preamp Factor APos TPos Remark MHz dBuV/m dBuV/m dB dBuV dB/m dB dB cm deg 1 10360.00 46.00 68.30 -22.30 47.38 38.04 12.06 51.48 --- --- Peak 2 15540.00 48.02 74.00 -25.98 45.01 40.91 14.58 52.48 --- --- Peak	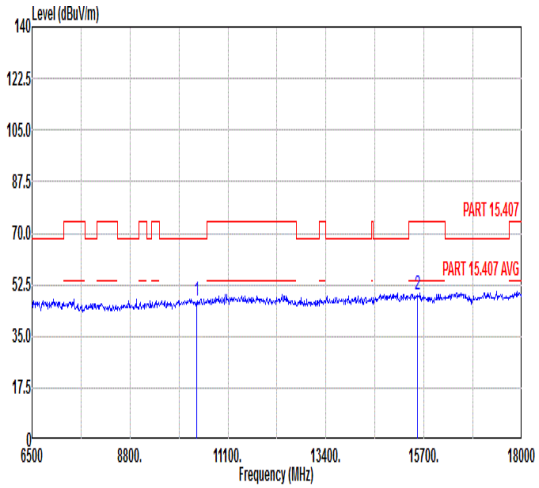 Freq Level Limit Line Margin Read Level Ant Factor Cable Loss Preamp Factor APos TPos Remark MHz dBuV/m dBuV/m dB dBuV dB/m dB dB cm deg 1 10360.00 46.97 68.30 -21.33 48.35 38.04 12.06 51.48 --- --- Peak 2 15540.00 48.90 74.00 -25.10 45.89 40.91 14.58 52.48 --- --- Peak

Mode	34	
	Harmonic	
	U-NII-1_5.15-5.25_802.11ax HE20_CH44_Full RU_5220MHz	
ANT	4+6	
Pol.	Horizontal	Vertical
Peak Avg	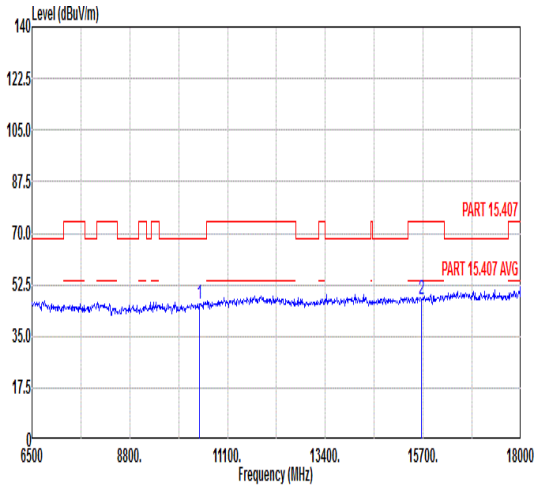 Freq Level Limit Line Margin Read Level Ant Factor Cable Loss Preamp Factor APos TPos Remark MHz dBuV/m dBuV/m dB dBuV dB/m dB dB cm deg 1 10440.00 45.80 68.30 -22.50 46.92 38.08 12.12 51.32 --- --- Peak 2 15660.00 47.79 74.00 -26.21 44.66 41.05 14.64 52.56 --- --- Peak	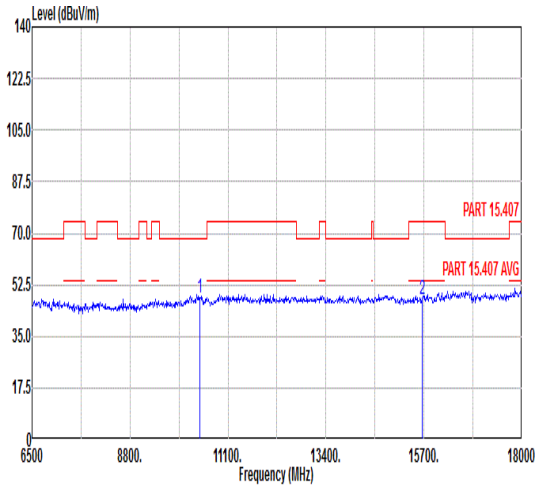 Freq Level Limit Line Margin Read Level Ant Factor Cable Loss Preamp Factor APos TPos Remark MHz dBuV/m dBuV/m dB dBuV dB/m dB dB cm deg 1 10440.00 48.20 68.30 -20.10 49.32 38.08 12.12 51.32 --- --- Peak 2 15660.00 47.77 74.00 -26.23 44.64 41.05 14.64 52.56 --- --- Peak

Mode	35	
	Harmonic	
	U-NII-1_5.15-5.25_802.11ax HE20_CH48_Full RU_5240MHz	
ANT	4+6	
Pol.	Horizontal	Vertical
Peak Avg	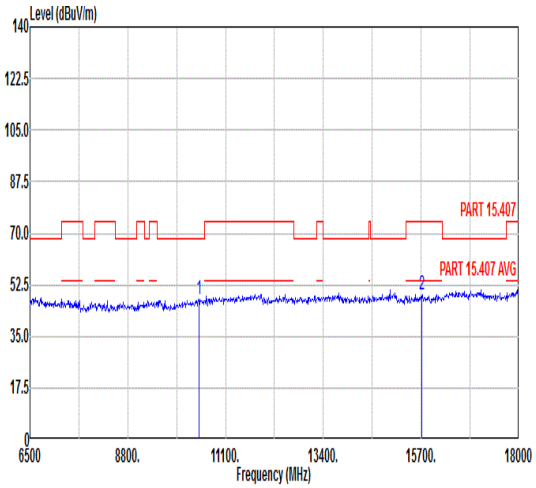 Freq Level Limit Line Margin Read Level Ant Factor Cable Loss Preamp Factor APos TPos Remark MHz dBuV/m dBuV/m dB dBuV dB/m dB dB cm deg 1 10480.00 47.41 68.30 -20.89 48.41 38.09 12.15 51.24 --- --- Peak 2 15720.00 49.26 74.00 -24.74 46.08 41.12 14.66 52.60 --- --- Peak	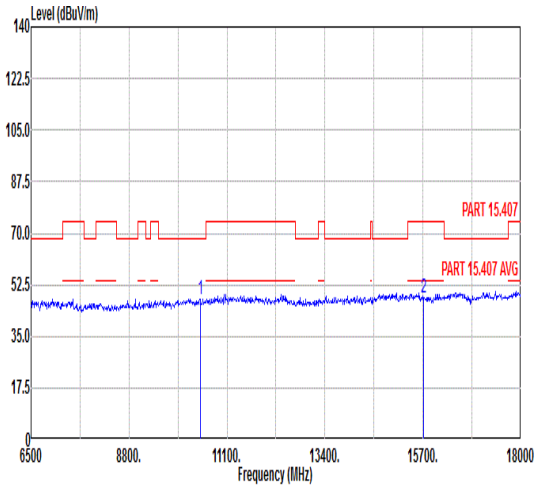 Freq Level Limit Line Margin Read Level Ant Factor Cable Loss Preamp Factor APos TPos Remark MHz dBuV/m dBuV/m dB dBuV dB/m dB dB cm deg 1 10480.00 47.32 68.30 -20.98 48.32 38.09 12.15 51.24 --- --- Peak 2 15720.00 48.24 74.00 -25.76 45.06 41.12 14.66 52.60 --- --- Peak

Mode	36	
	Harmonic	
	U-NII-2A_5.25-5.35_802.11ax HE20_CH52_Full RU_5280MHz	
ANT	4+6	
Pol.	Horizontal	Vertical
Peak Avg	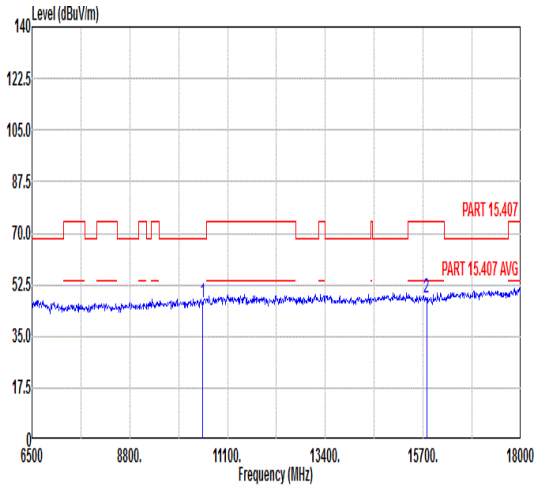 Freq Level Limit Line Margin Read Level Ant Factor Cable Loss Preamp Factor APos TPos Remark MHz dBuV/m dBuV/m dB dBuV dB/m dB dB cm deg 1 10520.00 46.28 68.30 -22.02 47.15 38.11 12.18 51.16 --- --- Peak 2 15780.00 48.30 74.00 -25.70 45.08 41.18 14.69 52.65 --- --- Peak	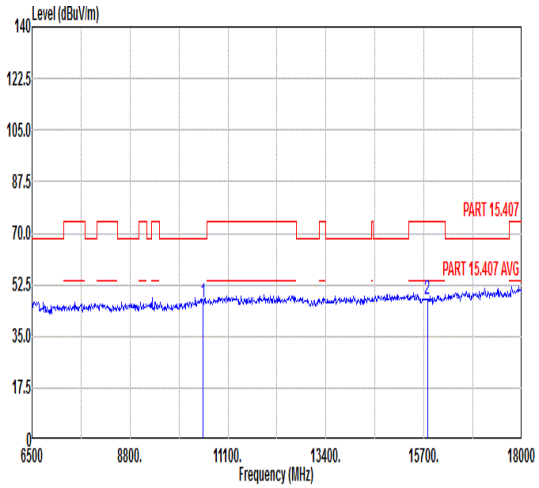 Freq Level Limit Line Margin Read Level Ant Factor Cable Loss Preamp Factor APos TPos Remark MHz dBuV/m dBuV/m dB dBuV dB/m dB dB cm deg 1 10520.00 46.62 68.30 -21.68 47.49 38.11 12.18 51.16 --- --- Peak 2 15780.00 47.40 74.00 -26.60 44.18 41.18 14.69 52.65 --- --- Peak

Mode	37	
	Harmonic	
	U-NII-2A_5.25-5.35_802.11ax HE20_CH60_Full RU_5300MHz	
ANT	4+6	
Pol.	Horizontal	Vertical
Peak Avg	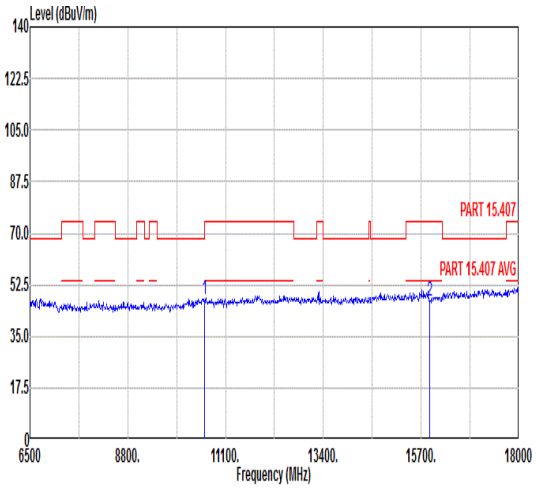 Freq Level Limit Line Margin Read Level Ant Factor Cable Loss Preamp Factor APos TPos Remark MHz dBuV/m dBuV/m dB dBuV dB/m dB dB cm deg 1 10600.00 47.59 74.00 -26.41 48.22 38.14 12.23 51.00 --- --- Peak 2 15900.00 47.07 74.00 -26.93 43.73 41.32 14.75 52.73 --- --- Peak	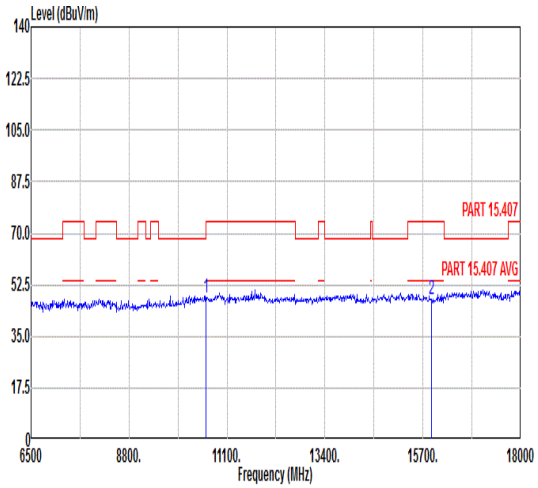 Freq Level Limit Line Margin Read Level Ant Factor Cable Loss Preamp Factor APos TPos Remark MHz dBuV/m dBuV/m dB dBuV dB/m dB dB cm deg 1 10600.00 47.88 74.00 -26.12 48.51 38.14 12.23 51.00 --- --- Peak 2 15900.00 47.35 74.00 -26.65 44.01 41.32 14.75 52.73 --- --- Peak

Mode	38	
	Band Edge	
	U-NII-2A_5.25-5.35_802.11ax HE20_CH64_Full RU_5320MHz	
ANT	4+6	
Pol.	Horizontal	Fundamental
Peak	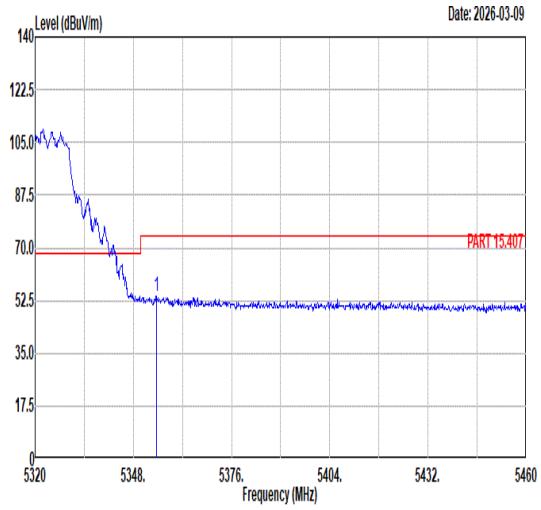 Freq Level Limit Line Margin (dB) Read Level Ant Factor Cable Loss Preamp Factor APos TPos Remark MHz dBuV/m dBuV/m dBuV dB/m dB dB cm deg 1 5354.58 53.78 74.00 -20.22 39.96 35.94 10.55 32.67 100 303 PEAK	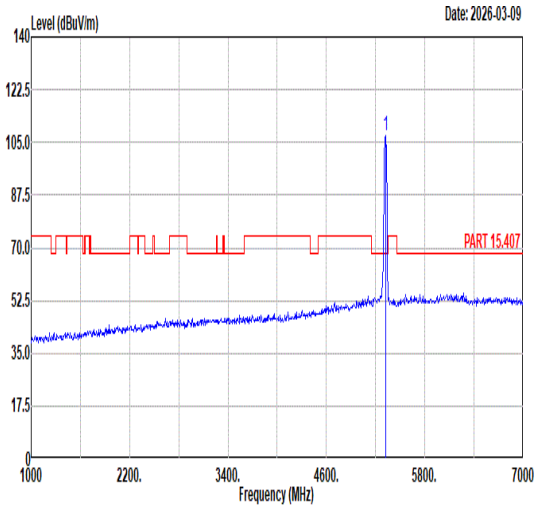 Freq Level Limit Line Margin (dB) Read Level Ant Factor Cable Loss Preamp Factor APos TPos Remark MHz dBuV/m dBuV/m dBuV dB/m dB dB cm deg 1 5320.00 106.99 ------ ------ 93.14 35.93 10.58 32.66 100 303 PEAK
Avg	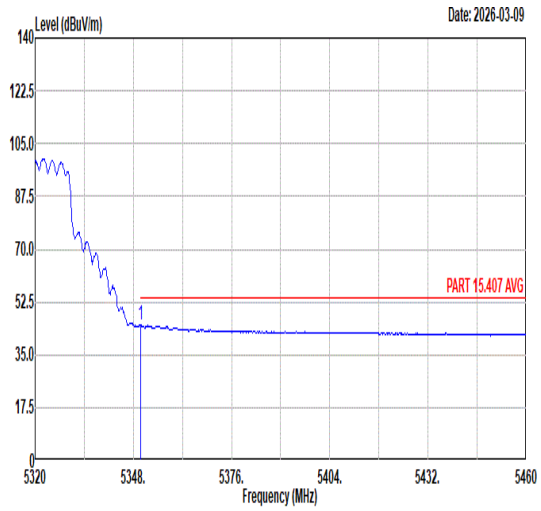 Freq Level Limit Line Margin (dB) Read Level Ant Factor Cable Loss Preamp Factor APos TPos Remark MHz dBuV/m dBuV/m dBuV dB/m dB dB cm deg 1 5350.10 44.72 54.00 -9.28 30.90 35.94 10.55 32.67 100 303 AVERAGE	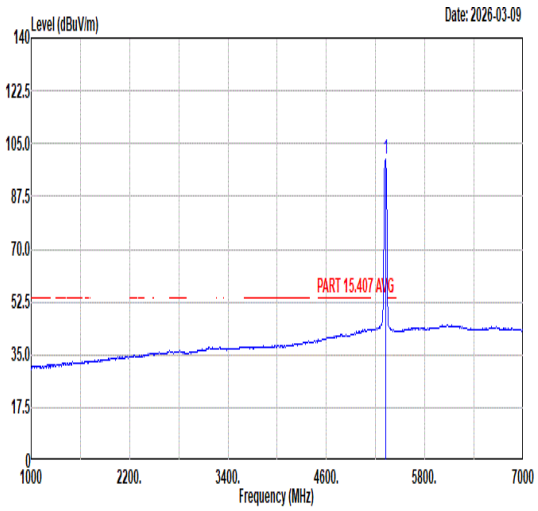 Freq Level Limit Line Margin (dB) Read Level Ant Factor Cable Loss Preamp Factor APos TPos Remark MHz dBuV/m dBuV/m dBuV dB/m dB dB cm deg 1 5320.00 99.81 ------ ------ 85.96 35.93 10.58 32.66 100 303 AVERAGE

Mode	38	
	Band Edge	
	U-NII-2A_5.25-5.35_802.11ax HE20_CH64_Full RU_5320MHz	
ANT	4+6	
Pol.	Vertical	Fundamental
Peak	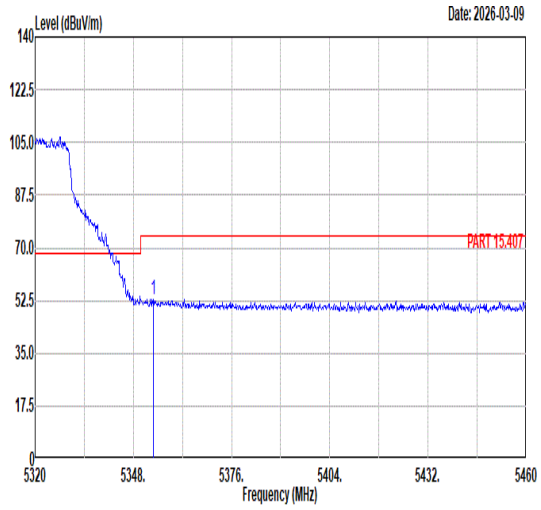 Freq Level Limit Line Margin (dB) Read Level Ant Factor Cable Loss Preamp Factor APos TPos Remark MHz dBuV/m dBuV/m dBuV dB/m dB dB cm deg 1 5353.60 53.05 74.00 -20.95 39.23 35.94 10.55 32.67 258 240 PEAK	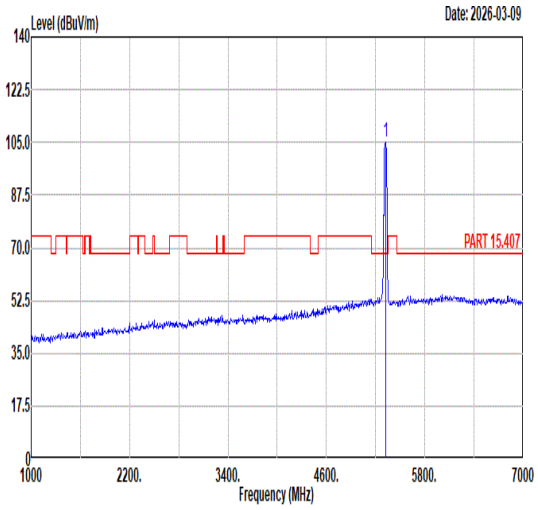 Freq Level Limit Line Margin (dB) Read Level Ant Factor Cable Loss Preamp Factor APos TPos Remark MHz dBuV/m dBuV/m dBuV dB/m dB dB cm deg 1 5320.00 105.38 ------ ------ 91.53 35.93 10.58 32.66 258 240 PEAK
Avg	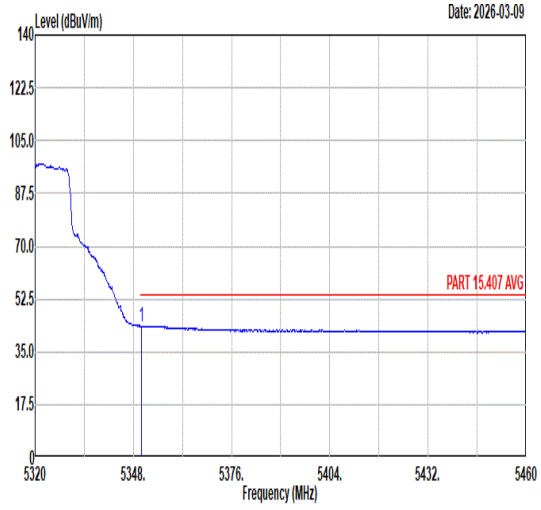 Freq Level Limit Line Margin (dB) Read Level Ant Factor Cable Loss Preamp Factor APos TPos Remark MHz dBuV/m dBuV/m dBuV dB/m dB dB cm deg 1 5350.24 43.53 54.00 -10.47 29.71 35.94 10.55 32.67 258 240 AVERAGE	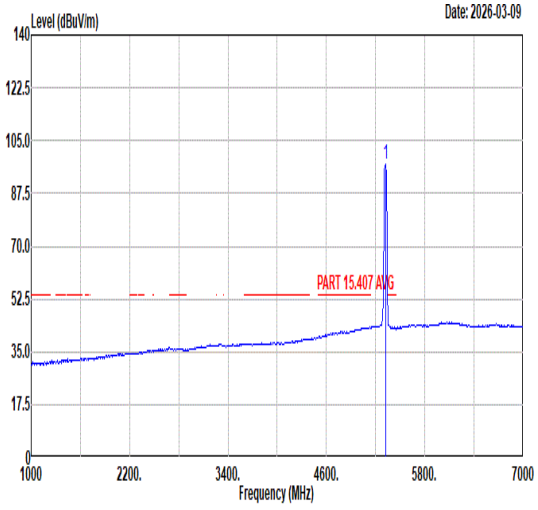 Freq Level Limit Line Margin (dB) Read Level Ant Factor Cable Loss Preamp Factor APos TPos Remark MHz dBuV/m dBuV/m dBuV dB/m dB dB cm deg 1 5320.00 97.15 ------ ------ 83.30 35.93 10.58 32.66 258 240 AVERAGE

Mode	38	
	Harmonic	
	U-NII-2A_5.25-5.35_802.11ax HE20_CH64_Full RU_5320MHz	
ANT	4+6	
Pol.	Horizontal	Vertical
Peak Avg	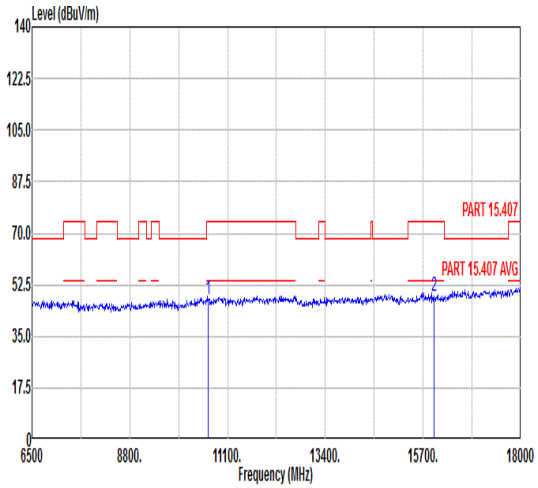 Freq Level Limit Line Margin Read Level Ant Factor Cable Loss Preamp Factor APos TPos Remark MHz dBuV/m dBuV/m dB dBuV dB/m dB dB cm deg 1 10640.00 47.66 74.00 -26.34 48.16 38.16 12.26 50.92 --- --- Peak 2 15960.00 48.78 74.00 -25.22 45.39 41.39 14.77 52.77 --- --- Peak	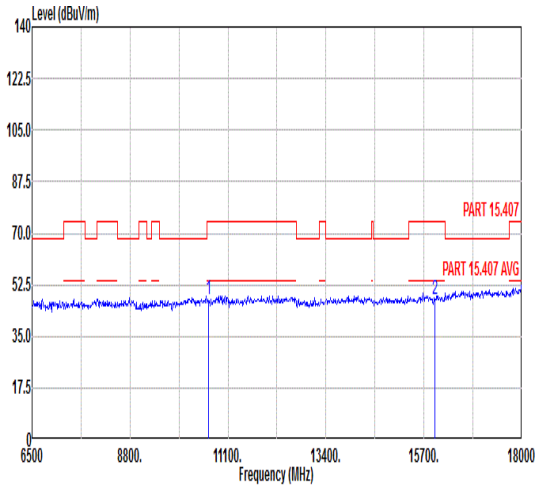 Freq Level Limit Line Margin Read Level Ant Factor Cable Loss Preamp Factor APos TPos Remark MHz dBuV/m dBuV/m dB dBuV dB/m dB dB cm deg 1 10640.00 47.36 74.00 -26.64 47.86 38.16 12.26 50.92 --- --- Peak 2 15960.00 47.42 74.00 -26.58 44.03 41.39 14.77 52.77 --- --- Peak

Mode	39	
	Band Edge	
	U-NII-2C_5.47-5.725_802.11ax HE20_CH100_Full RU_5500MHz	
ANT	4+6	
Pol.	Horizontal	Fundamental
Peak	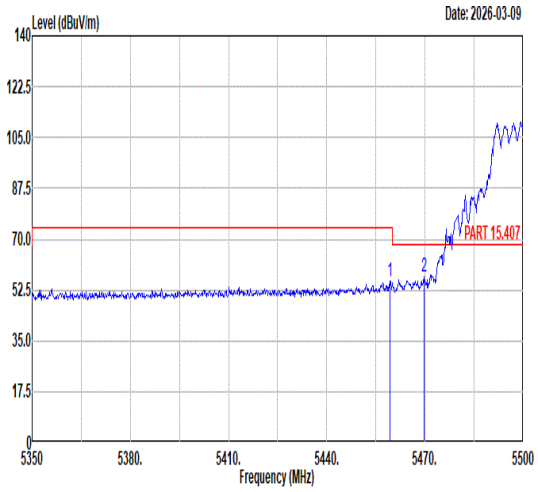 Freq Level Limit Line Margin (dB) Read Level Ant Factor Cable Loss Preamp Factor APos TPos Remark MHz dBuV/m dBuV/m dBuV dB/m dB dB cm deg 1 5459.20 55.44 74.00 -18.56 41.61 35.98 10.54 32.69 100 107 PEAK 2 5469.70 57.13 68.30 -11.17 43.28 35.99 10.55 32.69 100 107 PEAK	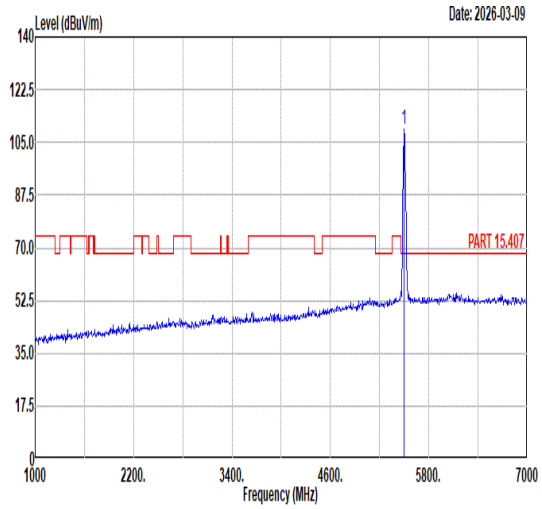 Freq Level Limit Line Margin (dB) Read Level Ant Factor Cable Loss Preamp Factor APos TPos Remark MHz dBuV/m dBuV/m dBuV dB/m dB dB cm deg 1 5500.00 109.32 ------ ------ 95.44 36.00 10.58 32.70 100 107 PEAK
Avg	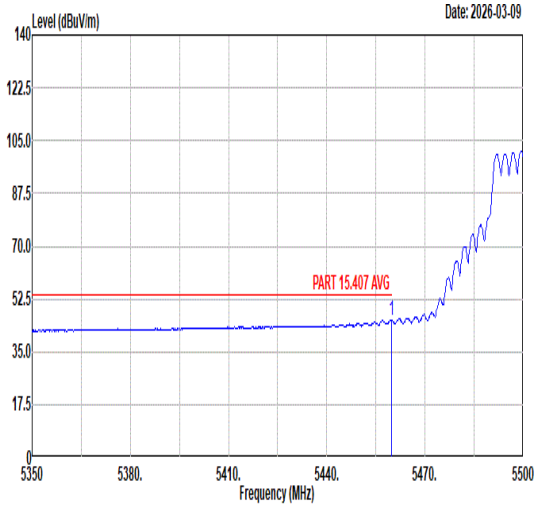 Freq Level Limit Line Margin (dB) Read Level Ant Factor Cable Loss Preamp Factor APos TPos Remark MHz dBuV/m dBuV/m dBuV dB/m dB dB cm deg 1 5459.80 45.63 54.00 -8.37 31.80 35.98 10.54 32.69 100 107 AVERAGE	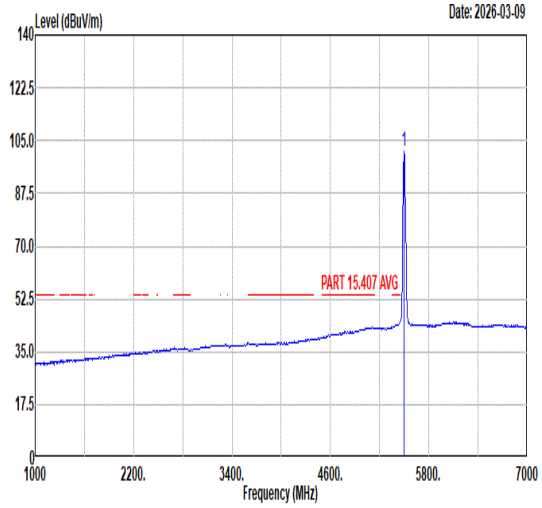 Freq Level Limit Line Margin (dB) Read Level Ant Factor Cable Loss Preamp Factor APos TPos Remark MHz dBuV/m dBuV/m dBuV dB/m dB dB cm deg 1 5500.00 101.26 ------ ------ 87.38 36.00 10.58 32.70 100 107 AVERAGE

Mode	39	
	Band Edge	
	U-NII-2C_5.47-5.725_802.11ax HE20_CH100_Full RU_5500MHz	
ANT	4+6	
Pol.	Vertical	Fundamental
Peak	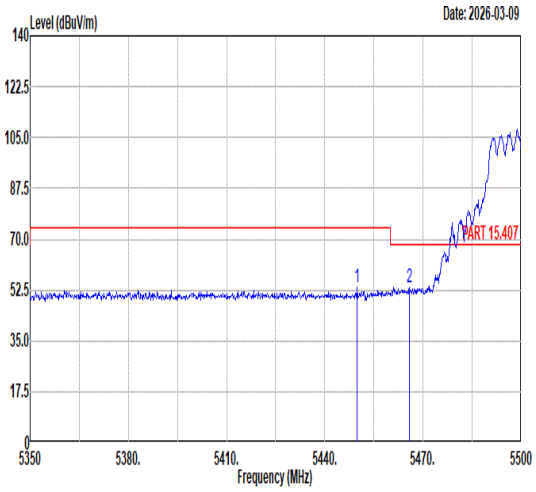 Freq Level Limit Line Margin (dB) Read Level Ant Factor Cable Loss Preamp Factor APos TPos Remark MHz dBuV/m dBuV/m dBuV dB/m dB dB cm deg 1 5449.90 53.14 74.00 -20.86 39.31 35.98 10.54 32.69 342 149 PEAK 2 5465.80 53.23 68.30 -15.07 39.38 35.99 10.55 32.69 342 149 PEAK	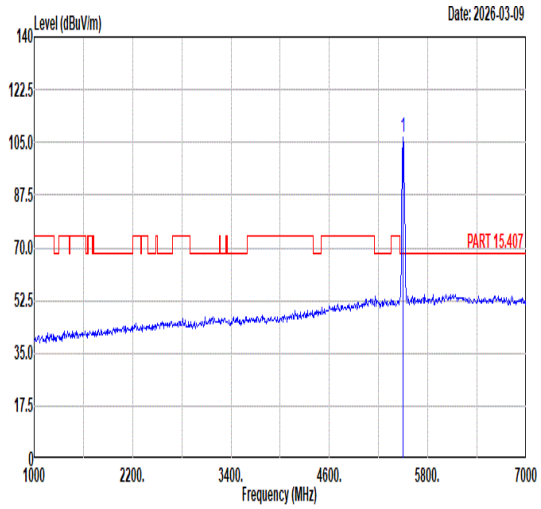 Freq Level Limit Line Margin (dB) Read Level Ant Factor Cable Loss Preamp Factor APos TPos Remark MHz dBuV/m dBuV/m dBuV dB/m dB dB cm deg 1 5500.00 106.48 ------ ------ 92.60 36.00 10.58 32.70 342 149 PEAK
Avg	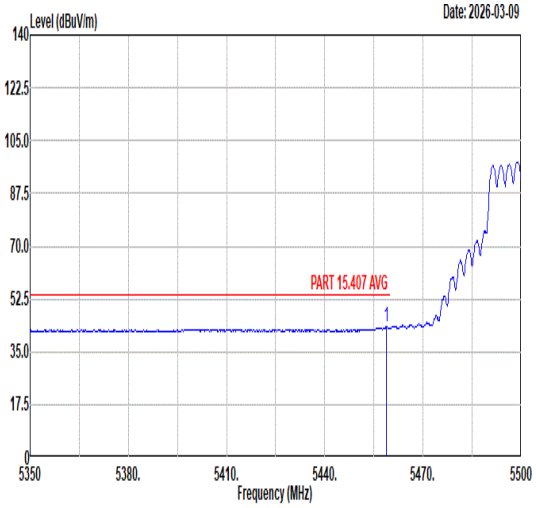 Freq Level Limit Line Margin (dB) Read Level Ant Factor Cable Loss Preamp Factor APos TPos Remark MHz dBuV/m dBuV/m dBuV dB/m dB dB cm deg 1 5458.75 43.33 54.00 -10.67 29.50 35.98 10.54 32.69 342 149 AVERAGE	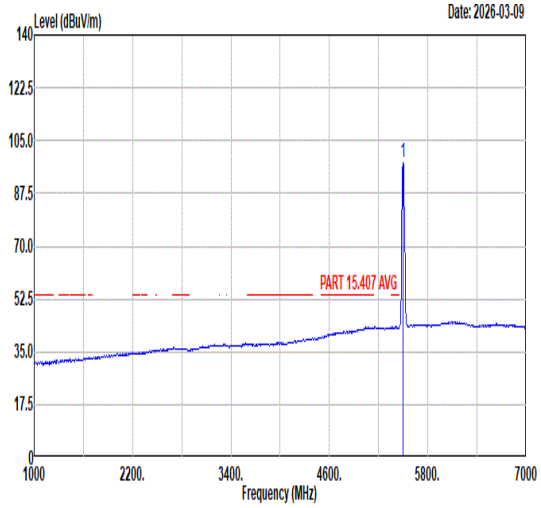 Freq Level Limit Line Margin (dB) Read Level Ant Factor Cable Loss Preamp Factor APos TPos Remark MHz dBuV/m dBuV/m dBuV dB/m dB dB cm deg 1 5500.00 97.96 ------ ------ 84.08 36.00 10.58 32.70 342 149 AVERAGE

Mode	39	
	Harmonic	
	U-NII-2C_5.47-5.725_802.11ax HE20_CH100_Full RU_5500MHz	
ANT	4+6	
Pol.	Horizontal	Vertical
Peak Avg	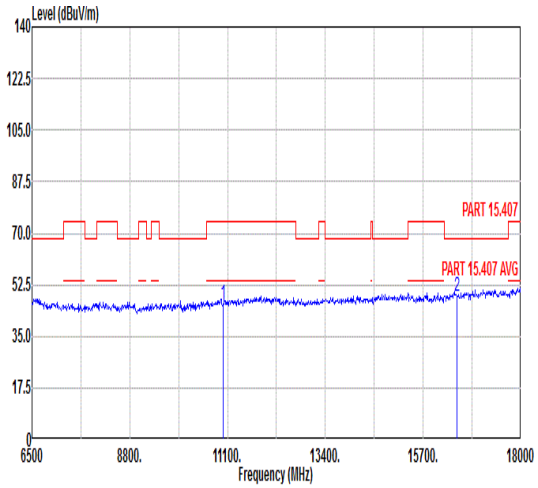 Freq Level Limit Line Margin Read Level Ant Factor Cable Loss Preamp Factor APos TPos Remark MHz dBuV/m dBuV/m dB dBuV dB/m dB dB cm deg 1 11000.00 45.86 74.00 -28.14 45.24 38.30 12.52 50.20 --- --- Peak 2 16500.00 48.85 68.30 -19.45 44.48 42.00 15.17 52.80 --- --- Peak	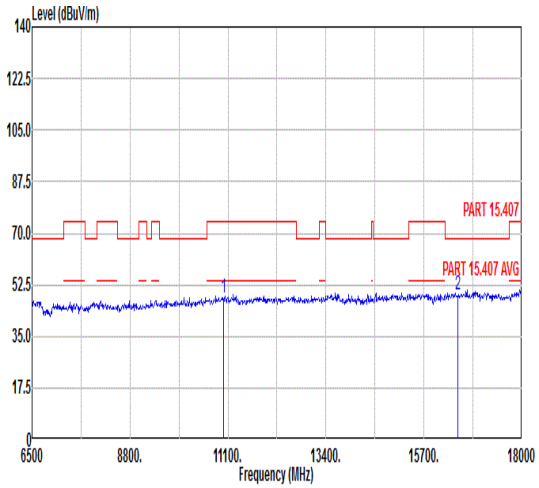 Freq Level Limit Line Margin Read Level Ant Factor Cable Loss Preamp Factor APos TPos Remark MHz dBuV/m dBuV/m dB dBuV dB/m dB dB cm deg 1 11000.00 48.11 74.00 -25.89 47.49 38.30 12.52 50.20 --- --- Peak 2 16500.00 48.91 68.30 -19.39 44.54 42.00 15.17 52.80 --- --- Peak

Mode	40	
	Harmonic	
	U-NII-2C_5.47-5.725_802.11ax HE20_CH116_Full RU_5580MHz	
ANT	4+6	
Pol.	Horizontal	Vertical
Peak Avg	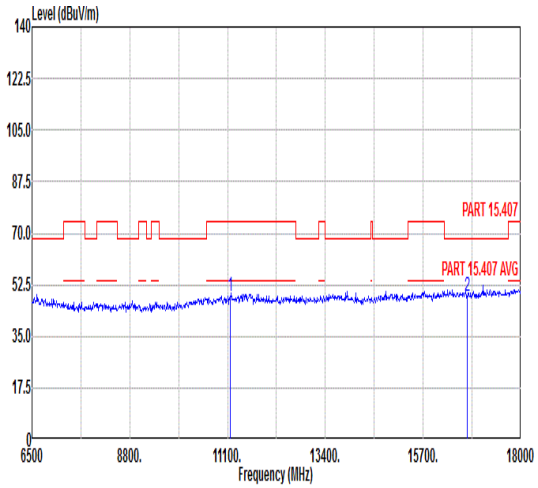 Freq Level Limit Line Margin Read Level Ant Factor Cable Loss Preamp Factor APos TPos Remark MHz dBuV/m dBuV/m dB dBuV dB/m dB dB cm deg 1 11160.00 48.59 74.00 -25.41 47.94 38.35 12.64 50.34 --- --- Peak 2 16740.00 48.60 68.30 -19.70 43.78 42.27 15.35 52.80 --- --- Peak	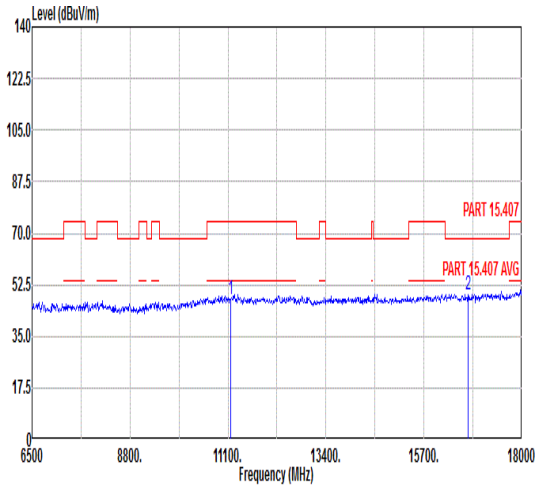 Freq Level Limit Line Margin Read Level Ant Factor Cable Loss Preamp Factor APos TPos Remark MHz dBuV/m dBuV/m dB dBuV dB/m dB dB cm deg 1 11160.00 47.73 74.00 -26.27 47.08 38.35 12.64 50.34 --- --- Peak 2 16740.00 48.93 68.30 -19.37 44.11 42.27 15.35 52.80 --- --- Peak

Mode	41	
	Band Edge	
	U-NII-2C_5.47-5.725_802.11ax HE20_CH140_Full RU_5700MHz	
ANT	4+6	
Pol.	Horizontal	Fundamental
Peak	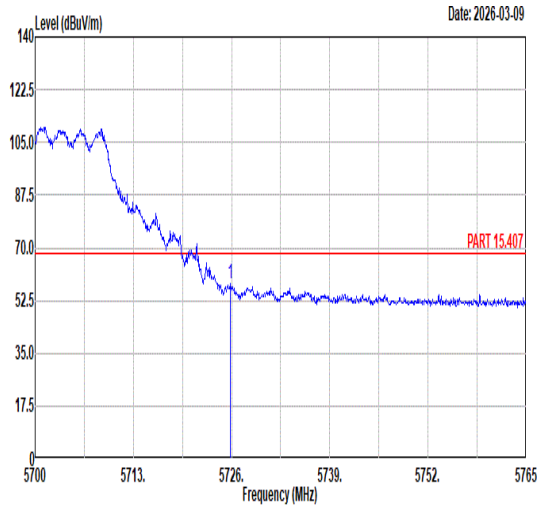 Freq Level Limit Line Margin (dB) Read Level Ant Factor Cable Loss Preamp Factor APos TPos Remark MHz dBuV/m dBuV/m dBuV dB/m dB dB cm deg 1 5725.87 58.03 68.30 -10.27 43.59 36.36 10.87 32.79 100 109 PEAK	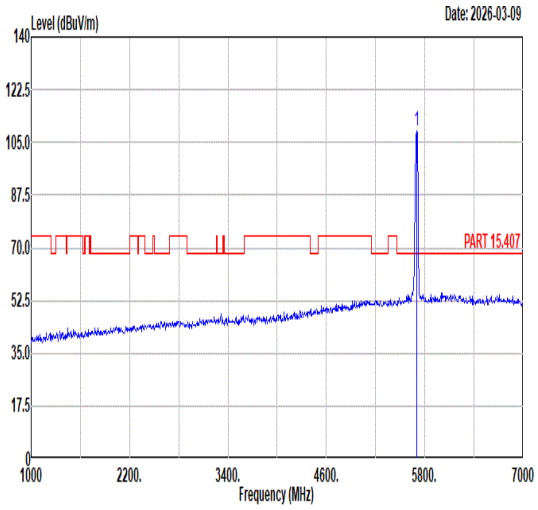 Freq Level Limit Line Margin (dB) Read Level Ant Factor Cable Loss Preamp Factor APos TPos Remark MHz dBuV/m dBuV/m dBuV dB/m dB dB cm deg 1 5700.00 108.77 ------ ------ 94.33 36.32 10.90 32.78 100 109 PEAK
Avg	Blank	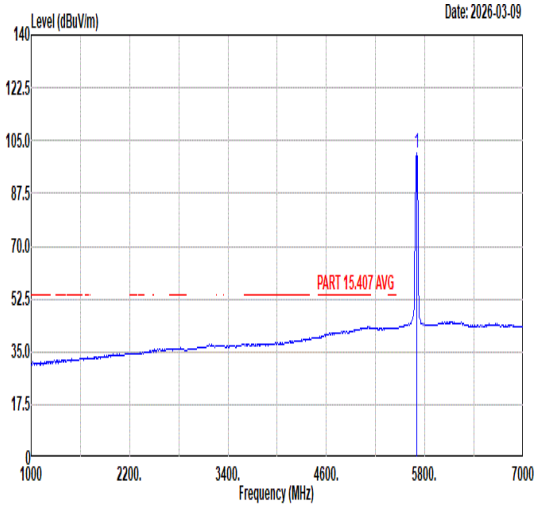 Freq Level Limit Line Margin (dB) Read Level Ant Factor Cable Loss Preamp Factor APos TPos Remark MHz dBuV/m dBuV/m dBuV dB/m dB dB cm deg 1 5700.00 101.08 ------ ------ 86.64 36.32 10.90 32.78 100 109 AVERAGE

Mode	41	
	Band Edge	
	U-NII-2C_5.47-5.725_802.11ax HE20_CH140_Full RU_5700MHz	
ANT	4+6	
Pol.	Vertical	Fundamental
Peak	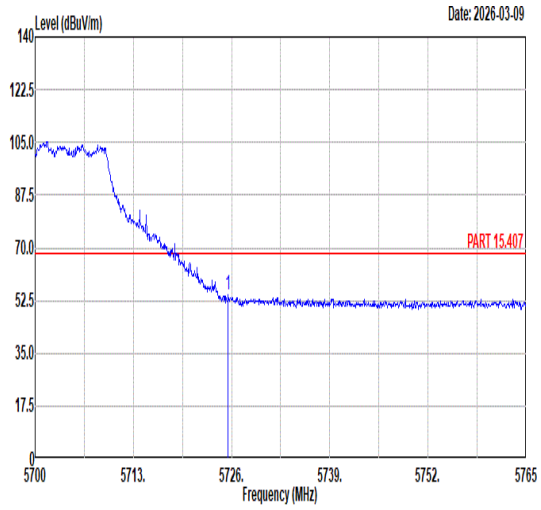 Freq Level Limit Line Margin (dB) Read Level Ant Factor Cable Loss Preamp Factor APos TPos Remark MHz dBuV/m dBuV/m dBuV dB/m dB dB cm deg 1 5725.55 54.22 68.30 -14.08 39.78 36.36 10.87 32.79 278 220 PEAK	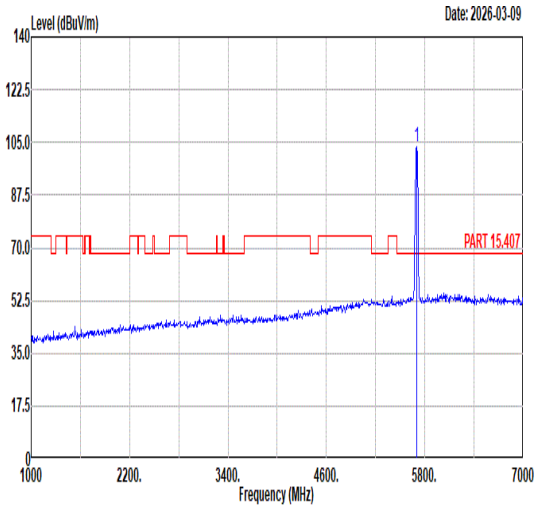 Freq Level Limit Line Margin (dB) Read Level Ant Factor Cable Loss Preamp Factor APos TPos Remark MHz dBuV/m dBuV/m dBuV dB/m dB dB cm deg 1 5700.00 103.55 ------ ------ 89.11 36.32 10.90 32.78 278 220 PEAK
Avg	Blank	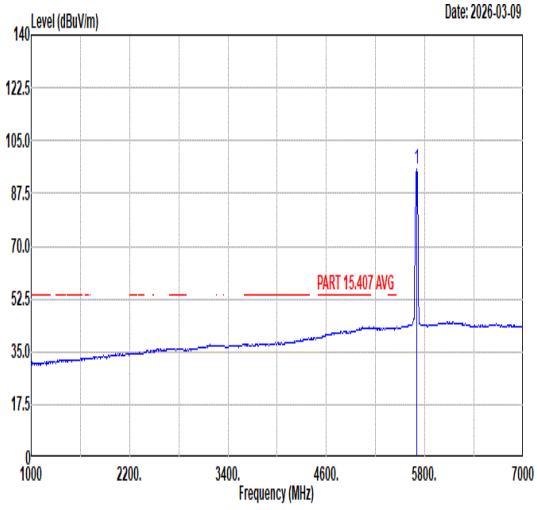 Freq Level Limit Line Margin (dB) Read Level Ant Factor Cable Loss Preamp Factor APos TPos Remark MHz dBuV/m dBuV/m dBuV dB/m dB dB cm deg 1 5700.00 95.83 ------ ------ 81.39 36.32 10.90 32.78 278 220 AVERAGE

Mode	41	
	Harmonic	
	U-NII-2C_5.47-5.725_802.11ax HE20_CH140_Full RU_5700MHz	
ANT	4+6	
Pol.	Horizontal	Vertical
Peak Avg	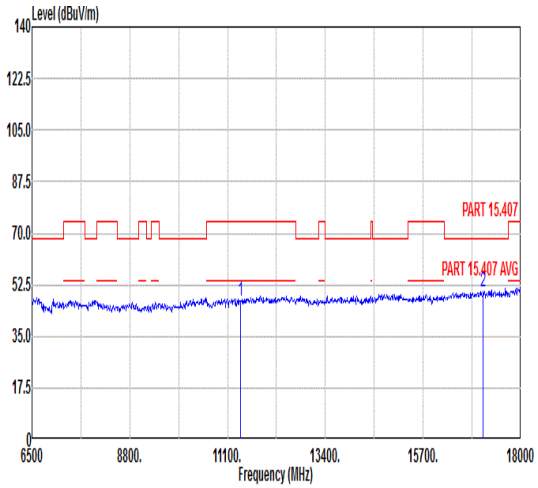 Freq Level Limit Line Margin Read Level Ant Factor Cable Loss Preamp Factor APos TPos Remark MHz dBuV/m dBuV/m dB dBuV dB/m dB dB cm deg 1 11400.00 46.89 74.00 -27.11 46.22 38.42 12.81 50.56 --- --- Peak 2 17100.00 50.06 68.30 -18.24 44.58 42.68 15.62 52.82 --- --- Peak	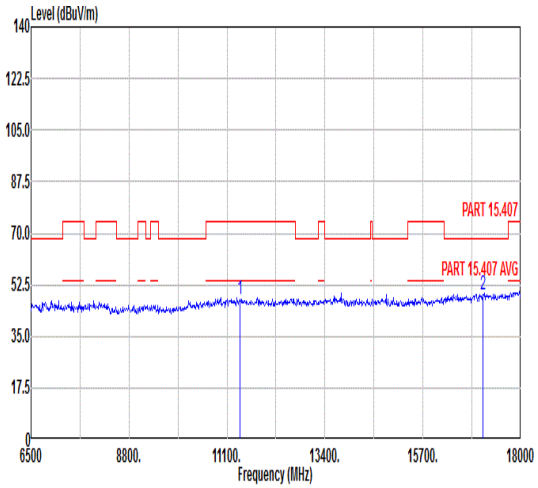 Freq Level Limit Line Margin Read Level Ant Factor Cable Loss Preamp Factor APos TPos Remark MHz dBuV/m dBuV/m dB dBuV dB/m dB dB cm deg 1 11400.00 47.55 74.00 -26.45 46.88 38.42 12.81 50.56 --- --- Peak 2 17100.00 48.96 68.30 -19.34 43.48 42.68 15.62 52.82 --- --- Peak

Mode	42	
	Band Edge - L	
	U-NII-1_5.15-5.25_802.11ax HE40_CH38_Full RU_5190MHz	
ANT	4+6	
Pol.	Horizontal	Fundamental
Peak	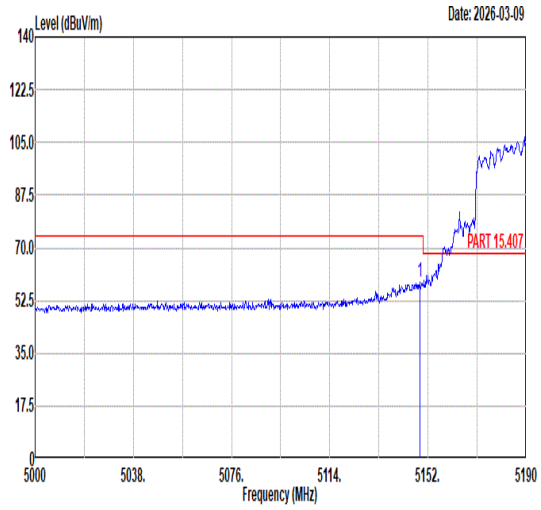 Freq Level Limit Line Margin (dB) Read Level Ant Factor Cable Loss Preamp Factor APos TPos Remark MHz dBuV/m dBuV/m dBuV dB/m dB dB cm deg 1 5148.77 58.76 74.00 -15.24 45.02 35.86 10.51 32.63 100 146 PEAK	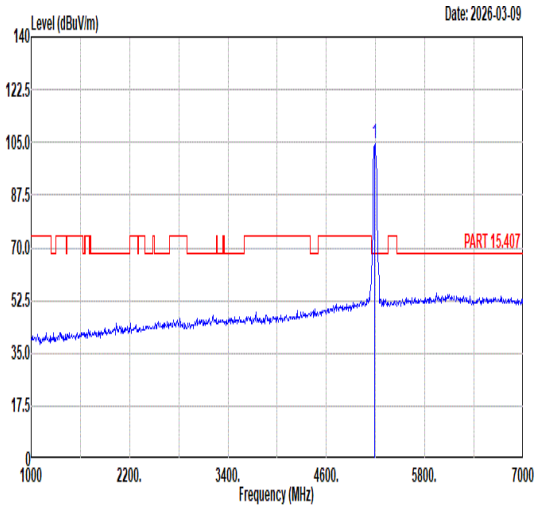 Freq Level Limit Line Margin (dB) Read Level Ant Factor Cable Loss Preamp Factor APos TPos Remark MHz dBuV/m dBuV/m dBuV dB/m dB dB cm deg 1 5190.00 104.42 ------ ------ 90.76 35.88 10.42 32.64 100 146 PEAK
Avg	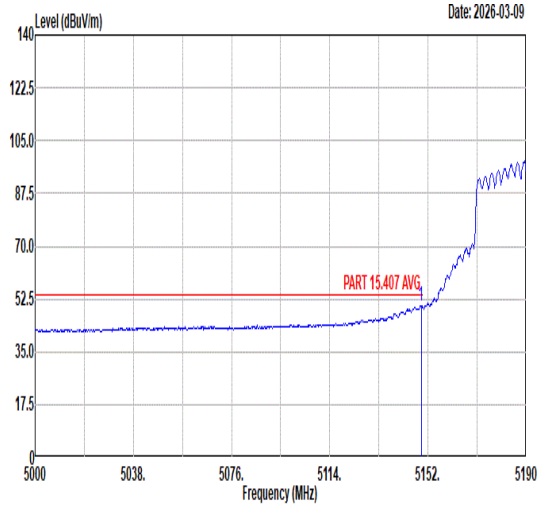 Freq Level Limit Line Margin (dB) Read Level Ant Factor Cable Loss Preamp Factor APos TPos Remark MHz dBuV/m dBuV/m dBuV dB/m dB dB cm deg 1 5149.34 50.35 54.00 -3.65 36.61 35.86 10.51 32.63 100 146 AVERAGE	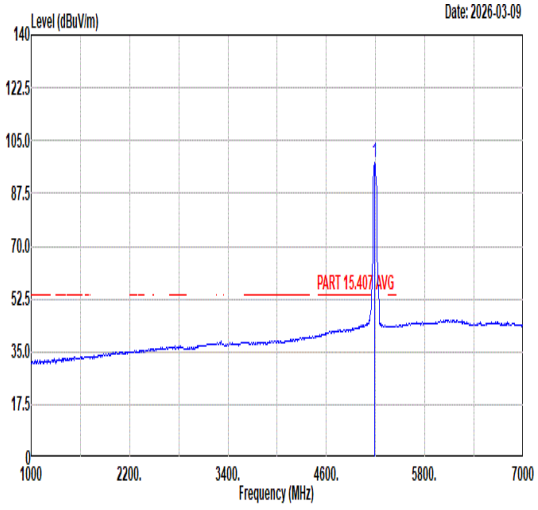 Freq Level Limit Line Margin (dB) Read Level Ant Factor Cable Loss Preamp Factor APos TPos Remark MHz dBuV/m dBuV/m dBuV dB/m dB dB cm deg 1 5190.00 97.60 ------ ------ 83.93 35.88 10.43 32.64 100 146 AVERAGE

Mode	42	
	Band Edge - R	
	U-NII-1_5.15-5.25_802.11ax HE40_CH38_Full RU_5190MHz	
ANT	4+6	
Pol.	Horizontal	Fundamental
Peak	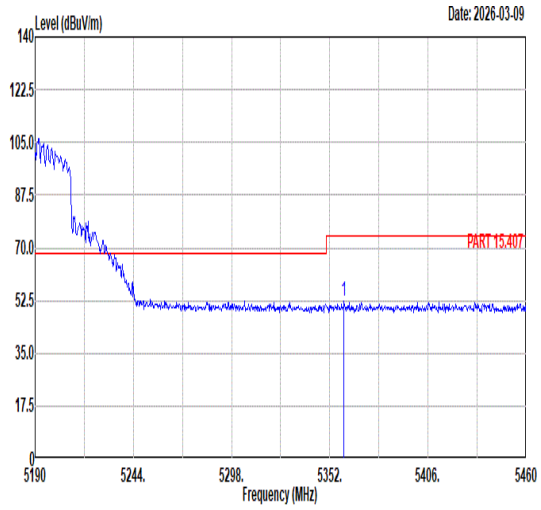 Freq Level Limit Line Margin (dB) Read Level Ant Factor Cable Loss Preamp Factor APos TPos Remark MHz dBuV/m dBuV/m dBuV dB/m dB dB cm deg 1 5359.83 52.28 74.00 -21.72 38.47 35.94 10.54 32.67 100 146 PEAK	Blank
Avg	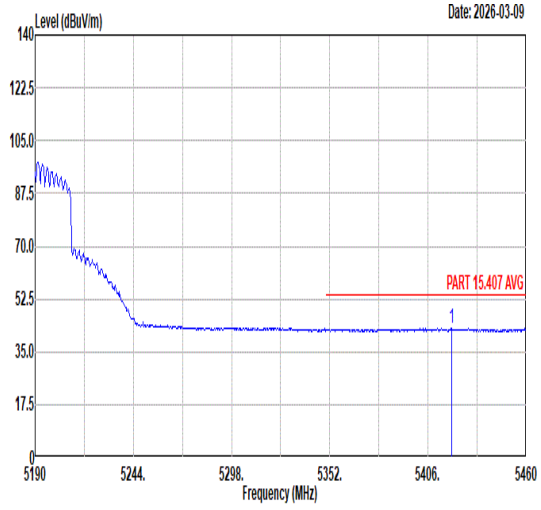 Freq Level Limit Line Margin (dB) Read Level Ant Factor Cable Loss Preamp Factor APos TPos Remark MHz dBuV/m dBuV/m dBuV dB/m dB dB cm deg 1 5418.96 42.71 54.00 -11.29 28.91 35.97 10.51 32.68 100 146 AVERAGE	Blank

Mode	42	
	Band Edge - L	
	U-NII-1_5.15-5.25_802.11ax HE40_CH38_Full RU_5190MHz	
ANT	4+6	
Pol.	Vertical	Fundamental
Peak	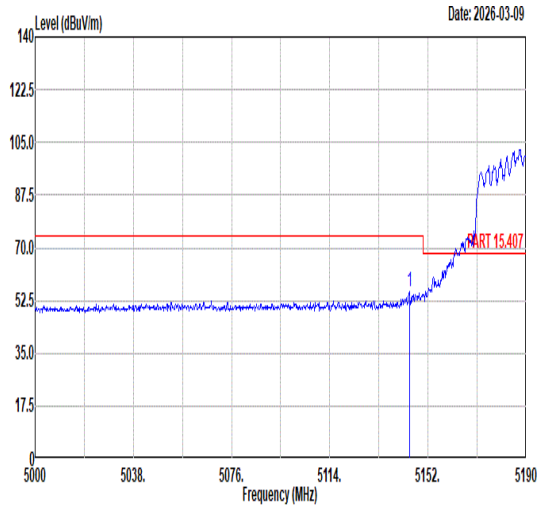 Freq Level Limit Line Margin (dB) Read Level Ant Factor Cable Loss Preamp Factor APos TPos Remark MHz dBuV/m dBuV/m dBuV dB/m dB dB cm deg 1 5144.78 55.57 74.00 -18.43 41.82 35.86 10.52 32.63 100 307 PEAK	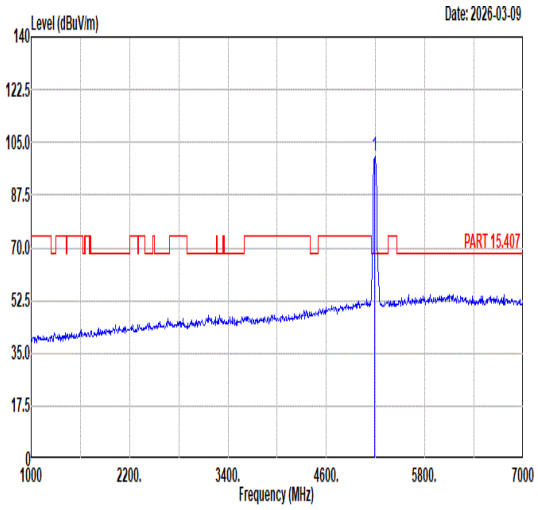 Freq Level Limit Line Margin (dB) Read Level Ant Factor Cable Loss Preamp Factor APos TPos Remark MHz dBuV/m dBuV/m dBuV dB/m dB dB cm deg 1 5190.00 100.60 ------ ------ 86.94 35.88 10.42 32.64 100 307 PEAK
Avg	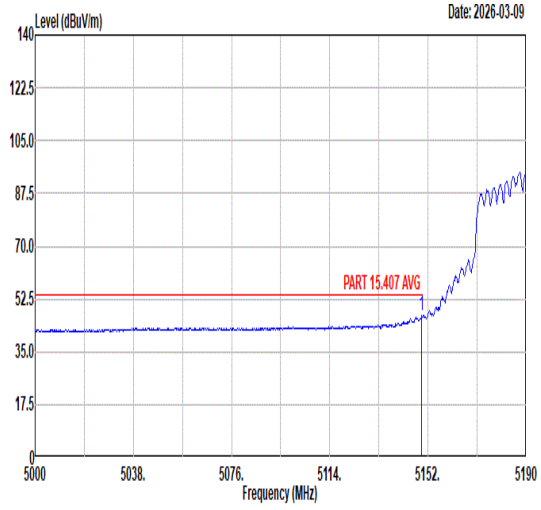 Freq Level Limit Line Margin (dB) Read Level Ant Factor Cable Loss Preamp Factor APos TPos Remark MHz dBuV/m dBuV/m dBuV dB/m dB dB cm deg 1 5149.53 46.85 54.00 -7.15 33.11 35.86 10.51 32.63 100 307 AVERAGE	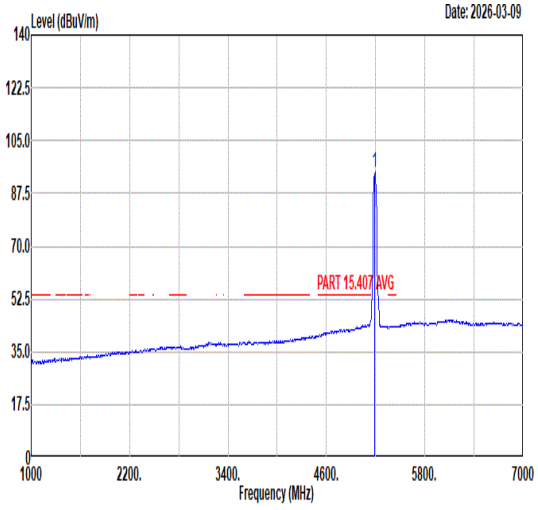 Freq Level Limit Line Margin (dB) Read Level Ant Factor Cable Loss Preamp Factor APos TPos Remark MHz dBuV/m dBuV/m dBuV dB/m dB dB cm deg 1 5190.00 94.52 ------ ------ 80.86 35.88 10.42 32.64 100 307 AVERAGE

Mode	42	
	Band Edge - R	
	U-NII-1_5.15-5.25_802.11ax HE40_CH38_Full RU_5190MHz	
ANT	4+6	
Pol.	Vertical	Fundamental
Peak	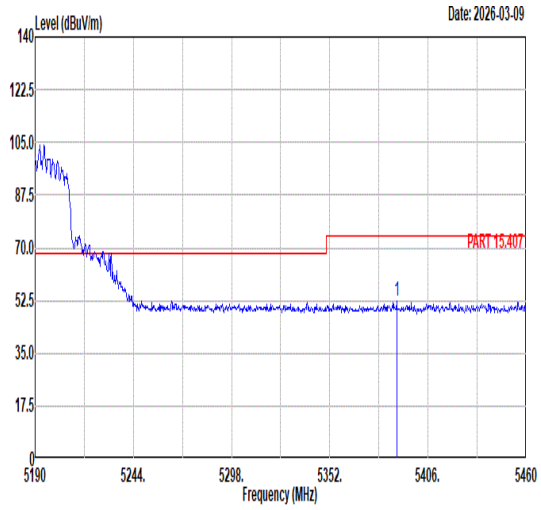 Freq Level Limit Line Margin (dB) Read Level Ant Factor Cable Loss Preamp Factor APos TPos Remark MHz dBuV/m dBuV/m dBuV dB/m dB dB cm deg 1 5388.72 52.28 74.00 -21.72 38.49 35.96 10.51 32.68 100 307 PEAK	Blank
Avg	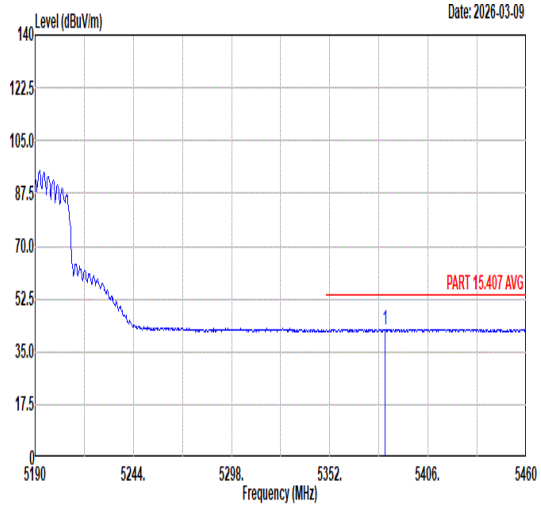 Freq Level Limit Line Margin (dB) Read Level Ant Factor Cable Loss Preamp Factor APos TPos Remark MHz dBuV/m dBuV/m dBuV dB/m dB dB cm deg 1 5382.51 42.52 54.00 -11.48 28.73 35.95 10.52 32.68 100 307 AVERAGE	Blank

Mode	42	
	Harmonic	
	U-NII-1_5.15-5.25_802.11ax HE40_CH38_Full RU_5190MHz	
ANT	4+6	
Pol.	Horizontal	Vertical
Peak Avg	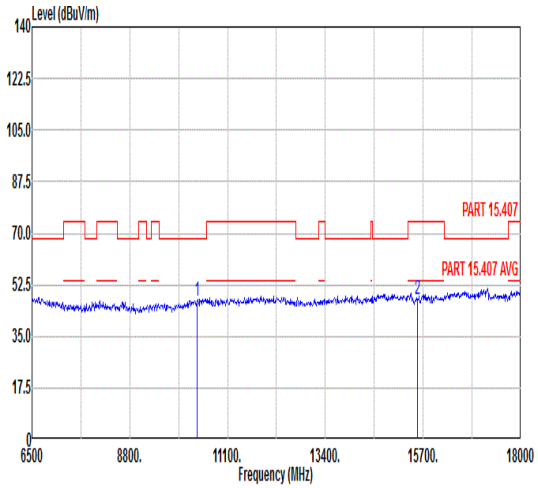 Freq Level Limit Line Margin Read Level Ant Factor Cable Loss Preamp Factor APos TPos Remark MHz dBuV/m dBuV/m dB dBuV dB/m dB dB cm deg 1 10380.00 46.96 68.30 -21.34 48.27 38.05 12.08 51.44 --- --- Peak 2 15570.00 47.61 74.00 -26.39 44.56 40.95 14.60 52.50 --- --- Peak	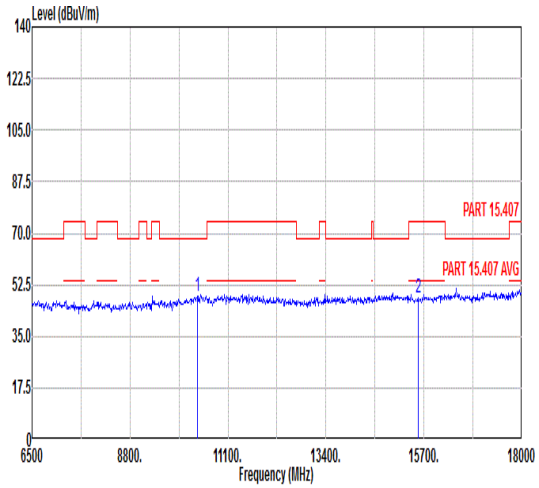 Freq Level Limit Line Margin Read Level Ant Factor Cable Loss Preamp Factor APos TPos Remark MHz dBuV/m dBuV/m dB dBuV dB/m dB dB cm deg 1 10380.00 48.36 68.30 -19.94 49.67 38.05 12.08 51.44 --- --- Peak 2 15570.00 48.18 74.00 -25.82 45.13 40.95 14.60 52.50 --- --- Peak

Mode	43	
	Band Edge - L	
	U-NII-1_5.15-5.25_802.11ax HE40_CH46_Full RU_5230MHz	
ANT	4+6	
Pol.	Horizontal	Fundamental
Peak	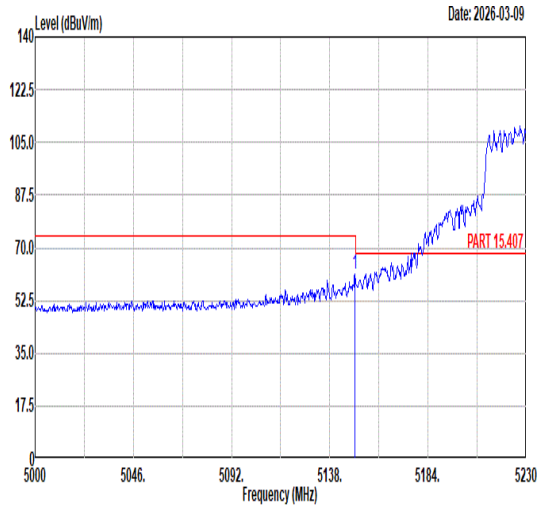 Freq Level Limit Line Margin (dB) Read Level Ant Factor Cable Loss Preamp Factor APos TPos Remark MHz dBuV/m dBuV/m dBuV dB/m dB dB cm deg 1 5149.73 61.14 74.00 -12.86 47.40 35.86 10.51 32.63 100 305 PEAK	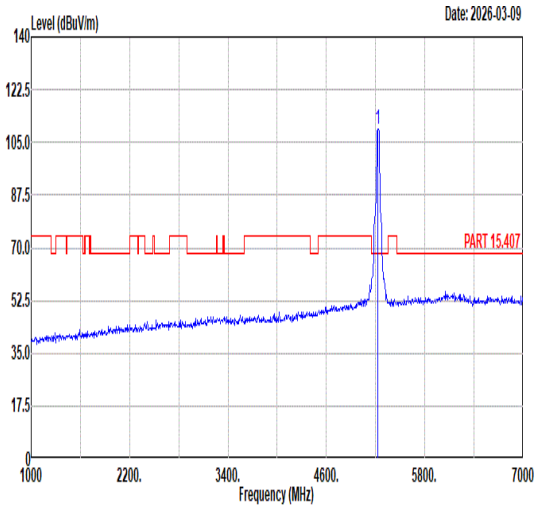 Freq Level Limit Line Margin (dB) Read Level Ant Factor Cable Loss Preamp Factor APos TPos Remark MHz dBuV/m dBuV/m dBuV dB/m dB dB cm deg 1 5230.00 109.41 ------ ------ 95.70 35.89 10.47 32.65 100 305 PEAK
Avg	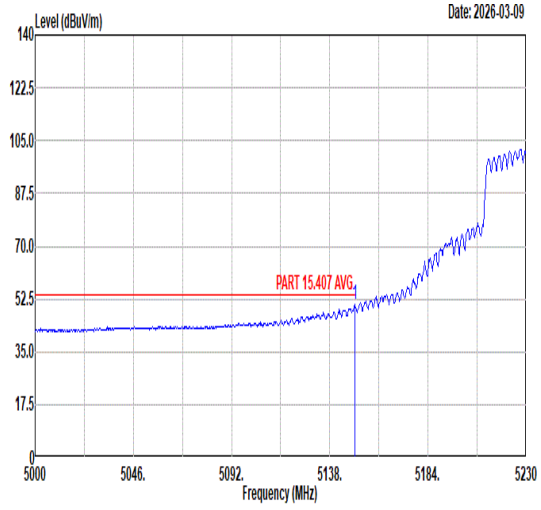 Freq Level Limit Line Margin (dB) Read Level Ant Factor Cable Loss Preamp Factor APos TPos Remark MHz dBuV/m dBuV/m dBuV dB/m dB dB cm deg 1 5149.73 50.53 54.00 -3.47 36.79 35.86 10.51 32.63 100 305 AVERAGE	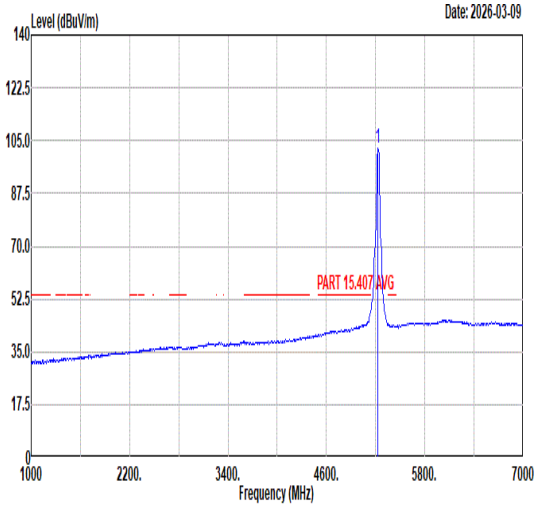 Freq Level Limit Line Margin (dB) Read Level Ant Factor Cable Loss Preamp Factor APos TPos Remark MHz dBuV/m dBuV/m dBuV dB/m dB dB cm deg 1 5230.00 102.42 ------ ------ 88.71 35.89 10.47 32.65 100 305 AVERAGE

Mode	43	
	Band Edge - R	
	U-NII-1_5.15-5.25_802.11ax HE40_CH46_Full RU_5230MHz	
ANT	4+6	
Pol.	Horizontal	Fundamental
Peak	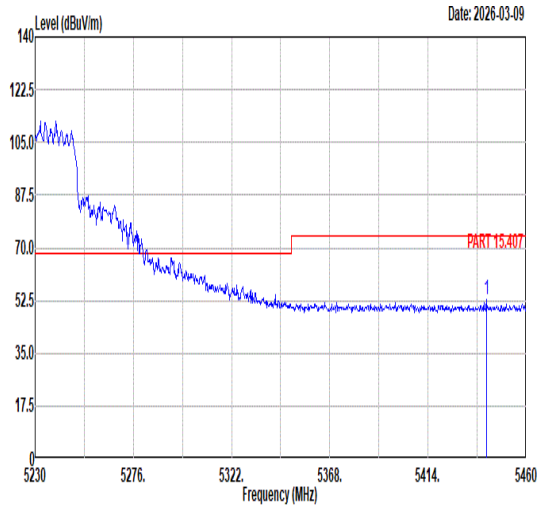 Freq Level Limit Line Margin (dB) Read Level Ant Factor Cable Loss Preamp Factor APos TPos Remark MHz dBuV/m dBuV/m dBuV dB/m dB dB cm deg 1 5441.37 52.70 74.00 -21.30 38.88 35.98 10.53 32.69 100 305 PEAK	Blank
Avg	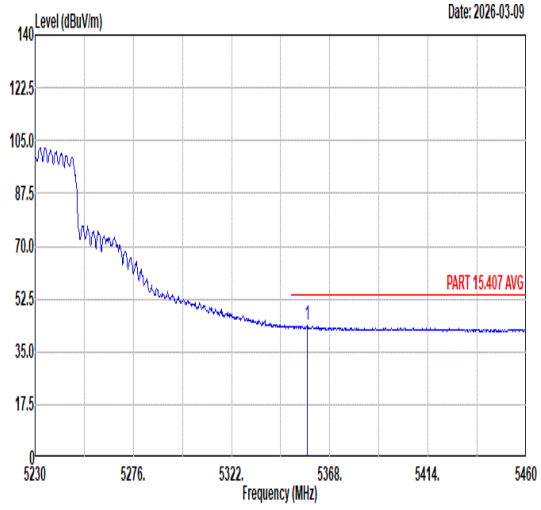 Freq Level Limit Line Margin (dB) Read Level Ant Factor Cable Loss Preamp Factor APos TPos Remark MHz dBuV/m dBuV/m dBuV dB/m dB dB cm deg 1 5357.42 43.80 54.00 -10.20 29.99 35.94 10.54 32.67 100 305 AVERAGE	Blank

Mode	43	
	Band Edge - L	
	U-NII-1_5.15-5.25_802.11ax HE40_CH46_Full RU_5230MHz	
ANT	4+6	
Pol.	Vertical	Fundamental
Peak	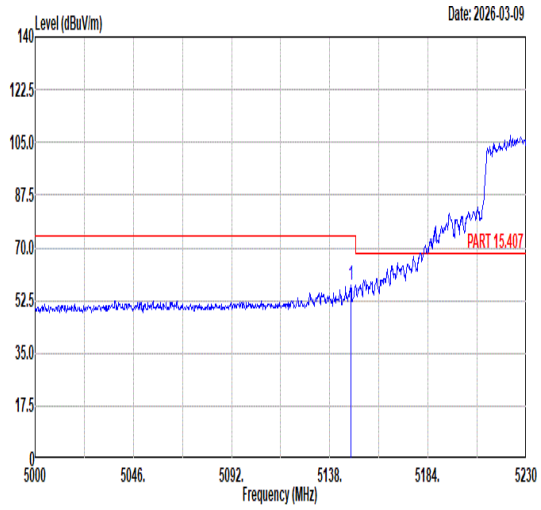 Freq Level Limit Line Margin (dB) Read Level Ant Factor Cable Loss Preamp Factor APos TPos Remark 1 5147.89 57.34 74.00 -16.66 43.59 35.86 10.52 32.63 368 256 PEAK	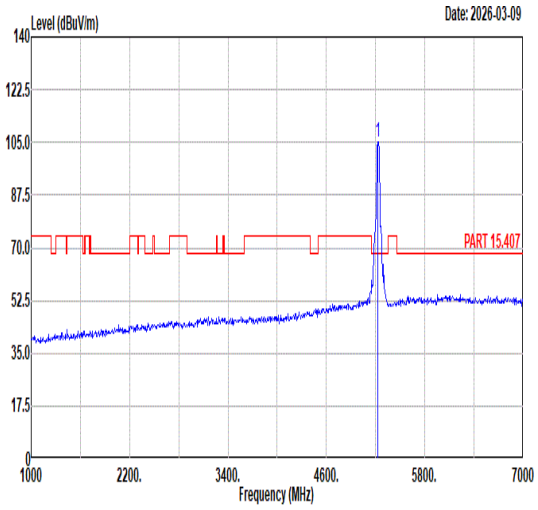 Freq Level Limit Line Margin (dB) Read Level Ant Factor Cable Loss Preamp Factor APos TPos Remark 1 5230.00 105.14 ------ ------ 91.43 35.89 10.47 32.65 368 256 PEAK
Avg	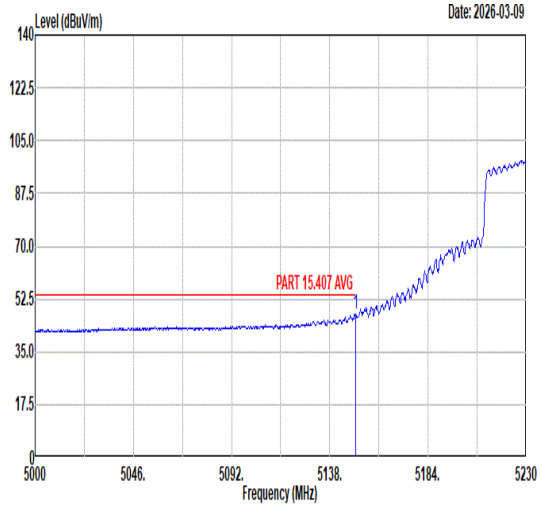 Freq Level Limit Line Margin (dB) Read Level Ant Factor Cable Loss Preamp Factor APos TPos Remark 1 5149.96 47.71 54.00 -6.29 33.97 35.86 10.51 32.63 368 256 AVERAGE	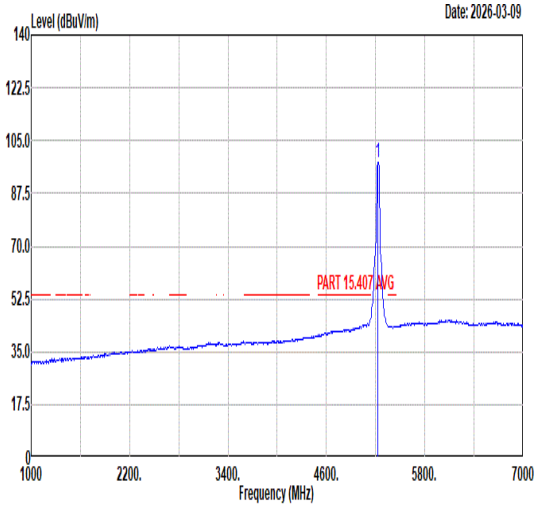 Freq Level Limit Line Margin (dB) Read Level Ant Factor Cable Loss Preamp Factor APos TPos Remark 1 5230.00 97.91 ------ ------ 84.20 35.89 10.47 32.65 368 256 AVERAGE

Mode	43	
	Band Edge - R	
	U-NII-1_5.15-5.25_802.11ax HE40_CH46_Full RU_5230MHz	
ANT	4+6	
Pol.	Vertical	Fundamental
Peak	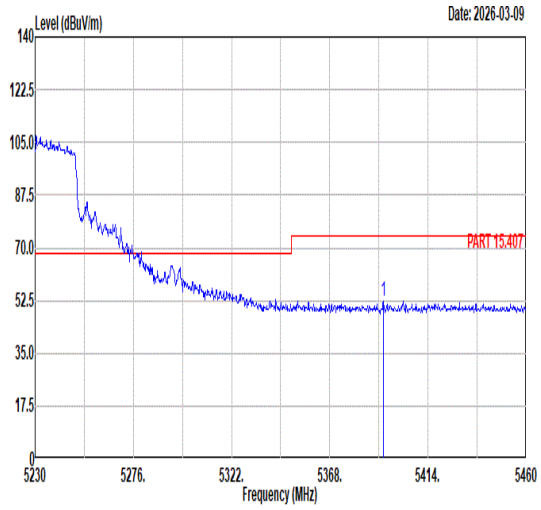 Freq Level Limit Line Margin (dB) Read Level Ant Factor Cable Loss Preamp Factor APos TPos Remark MHz dBuV/m dBuV/m dBuV dB/m dB dB cm deg 1 5393.07 52.37 74.00 -21.63 38.58 35.96 10.51 32.68 368 256 PEAK	Blank
Avg	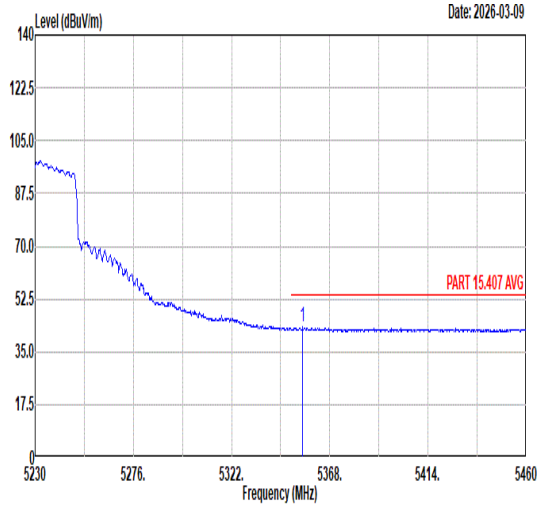 Freq Level Limit Line Margin (dB) Read Level Ant Factor Cable Loss Preamp Factor APos TPos Remark MHz dBuV/m dBuV/m dBuV dB/m dB dB cm deg 1 5355.35 43.24 54.00 -10.76 29.42 35.94 10.55 32.67 368 256 AVERAGE	Blank

Mode	43	
	Harmonic	
	U-NII-1_5.15-5.25_802.11ax HE40_CH46_Full RU_5230MHz	
ANT	4+6	
Pol.	Horizontal	Vertical
Peak Avg	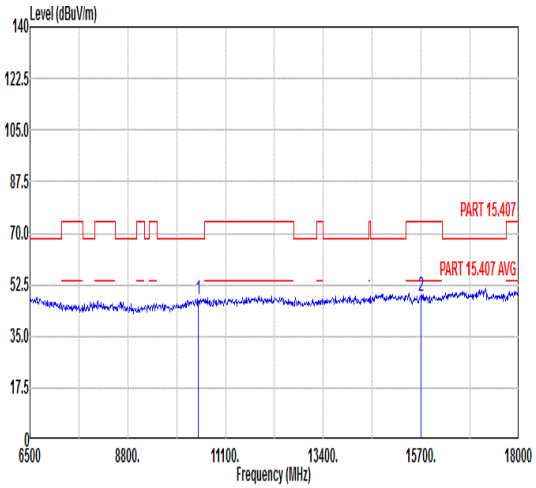 Freq Level Limit Line Margin Read Level Ant Factor Cable Loss Preamp Factor APos TPos Remark MHz dBuV/m dBuV/m dB dBuV dB/m dB dB cm deg 1 10460.00 47.29 68.30 -21.01 48.36 38.08 12.13 51.28 --- --- Peak 2 15690.00 48.70 74.00 -25.30 45.55 41.08 14.65 52.58 --- --- Peak	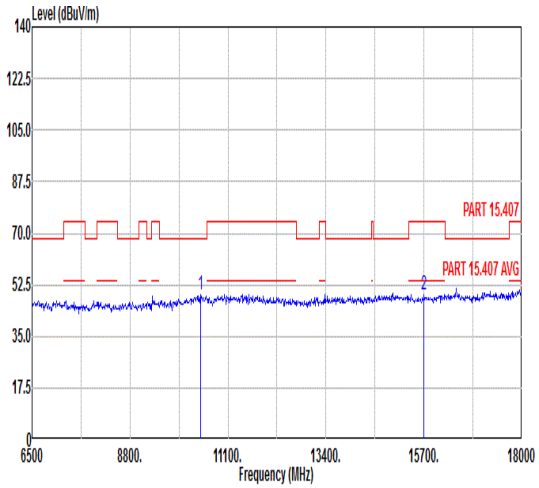 Freq Level Limit Line Margin Read Level Ant Factor Cable Loss Preamp Factor APos TPos Remark MHz dBuV/m dBuV/m dB dBuV dB/m dB dB cm deg 1 10460.00 49.08 68.30 -19.22 50.15 38.08 12.13 51.28 --- --- Peak 2 15690.00 48.93 74.00 -25.07 45.78 41.08 14.65 52.58 --- --- Peak

Mode	44	
	Band Edge - L	
	U-NII-2A_5.25-5.35_802.11ax HE40_CH54_Full RU_5270MHz	
ANT	4+6	
Pol.	Horizontal	Fundamental
Peak	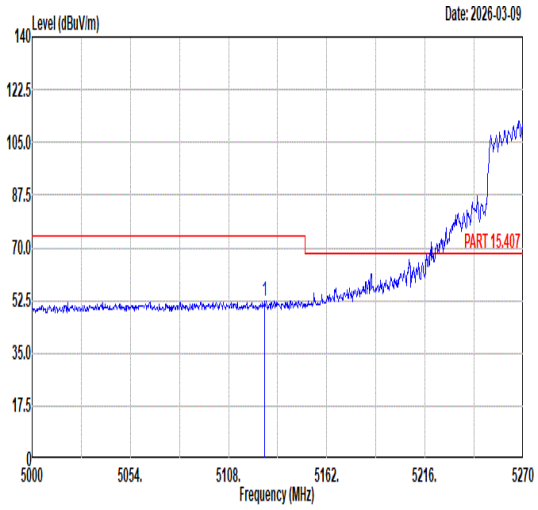 Freq Level Limit Line Margin (dB) Read Level Ant Factor Cable Loss Preamp Factor APos TPos Remark MHz dBuV/m dBuV/m dBuV dB/m dB dB cm deg 1 5127.98 52.22 74.00 -21.78 38.44 35.85 10.56 32.63 266 301 PEAK	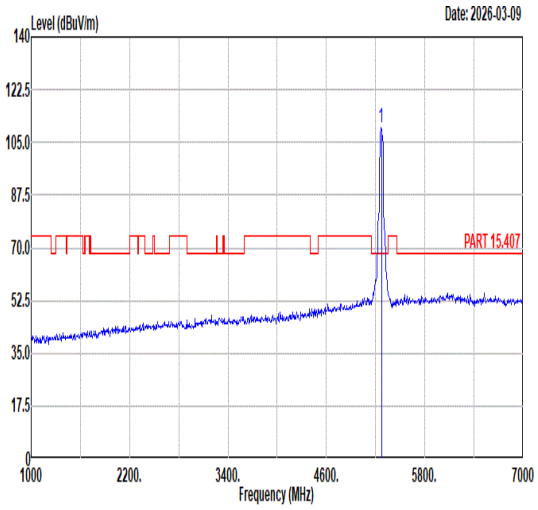 Freq Level Limit Line Margin (dB) Read Level Ant Factor Cable Loss Preamp Factor APos TPos Remark MHz dBuV/m dBuV/m dBuV dB/m dB dB cm deg 1 5270.00 110.10 ------ ------ 96.31 35.91 10.53 32.65 266 301 PEAK
Avg	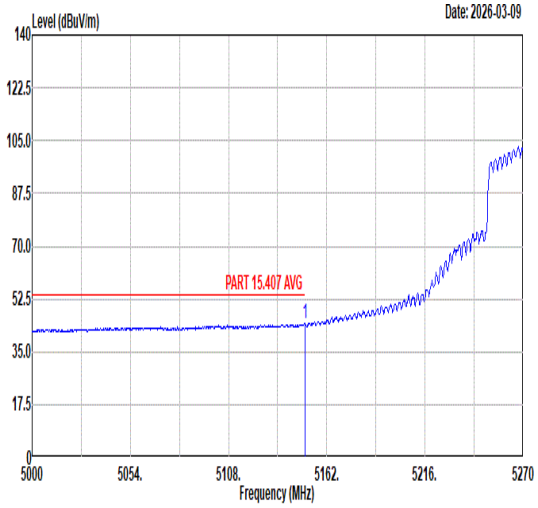 Freq Level Limit Line Margin (dB) Read Level Ant Factor Cable Loss Preamp Factor APos TPos Remark MHz dBuV/m dBuV/m dBuV dB/m dB dB cm deg 1 5149.85 44.20 54.00 -9.80 30.46 35.86 10.51 32.63 266 301 AVERAGE	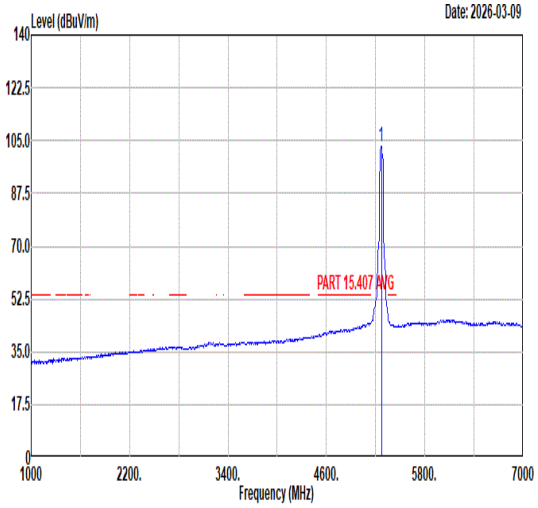 Freq Level Limit Line Margin (dB) Read Level Ant Factor Cable Loss Preamp Factor APos TPos Remark MHz dBuV/m dBuV/m dBuV dB/m dB dB cm deg 1 5270.00 102.95 ------ ------ 89.14 35.91 10.55 32.65 266 301 AVERAGE

Mode	44	
	Band Edge - R	
	U-NII-2A_5.25-5.35_802.11ax HE40_CH54_Full RU_5270MHz	
ANT	4+6	
Pol.	Horizontal	Fundamental
Peak	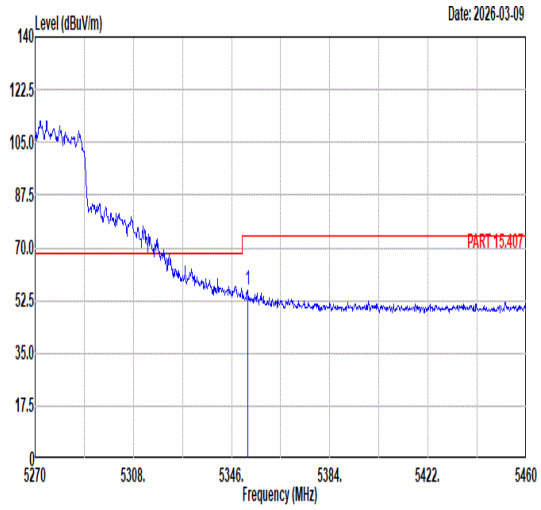 Freq Level Limit Line Margin (dB) Read Level Ant Factor Cable Loss Preamp Factor APos TPos Remark MHz dBuV/m dBuV/m dBuV dB/m dB dB cm deg 1 5352.27 55.91 74.00 -18.09 42.09 35.94 10.55 32.67 266 301 PEAK	Blank
Avg	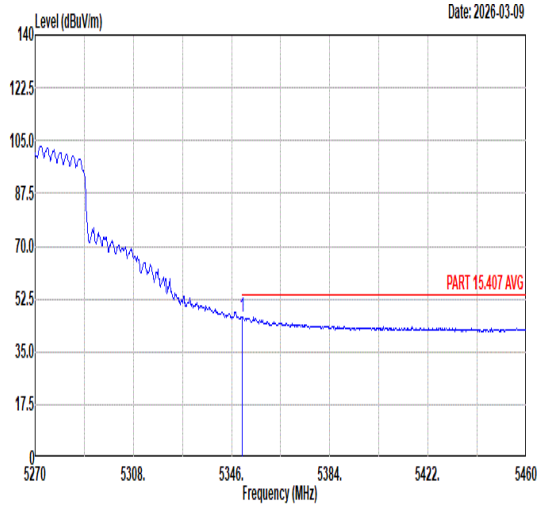 Freq Level Limit Line Margin (dB) Read Level Ant Factor Cable Loss Preamp Factor APos TPos Remark MHz dBuV/m dBuV/m dBuV dB/m dB dB cm deg 1 5350.18 46.51 54.00 -7.49 32.69 35.94 10.55 32.67 266 301 AVERAGE	Blank

Mode	44	
	Band Edge - L	
	U-NII-2A_5.25-5.35_802.11ax HE40_CH54_Full RU_5270MHz	
ANT	4+6	
Pol.	Vertical	Fundamental
Peak	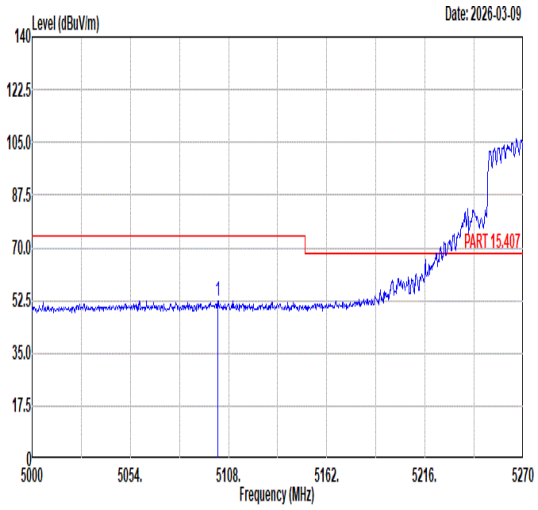 Freq Level Limit Line Margin (dB) Read Level Ant Factor Cable Loss Preamp Factor APos TPos Remark 1 5102.06 52.28 74.00 -21.72 38.45 35.84 10.61 32.62 355 233 PEAK	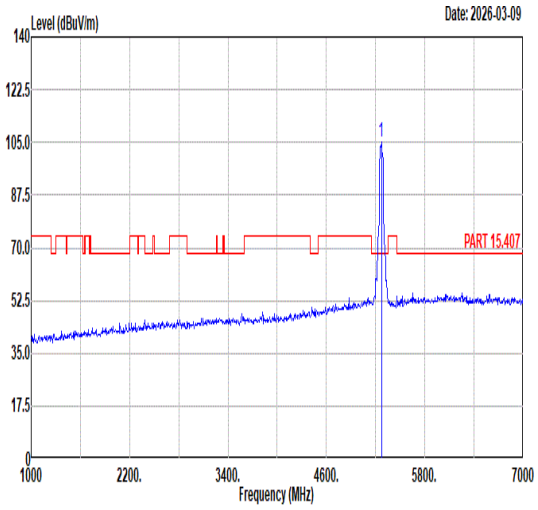 Freq Level Limit Line Margin (dB) Read Level Ant Factor Cable Loss Preamp Factor APos TPos Remark 1 5270.00 105.36 ------ ------ 91.55 35.91 10.55 32.65 355 233 PEAK
Avg	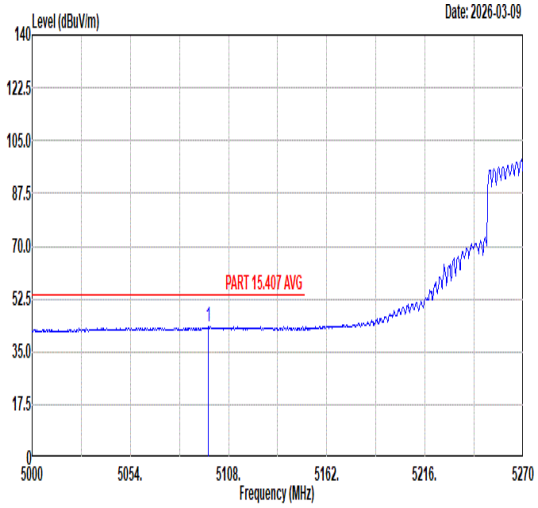 Freq Level Limit Line Margin (dB) Read Level Ant Factor Cable Loss Preamp Factor APos TPos Remark 1 5096.93 43.17 54.00 -10.83 29.33 35.84 10.62 32.62 355 233 AVERAGE	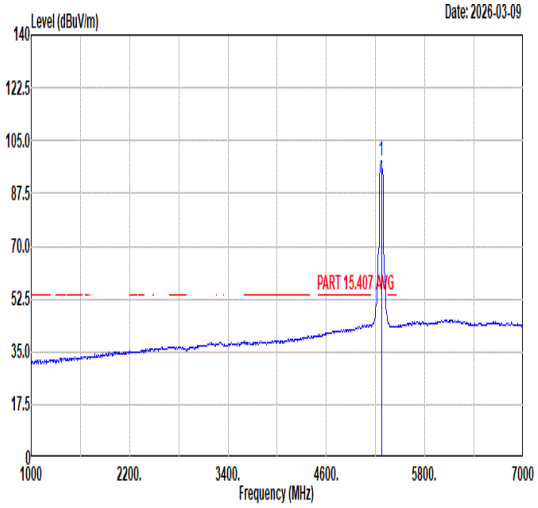 Freq Level Limit Line Margin (dB) Read Level Ant Factor Cable Loss Preamp Factor APos TPos Remark 1 5270.00 98.18 ------ ------ 84.37 35.91 10.55 32.65 355 233 AVERAGE

Mode	44	
	Band Edge - R	
	U-NII-2A_5.25-5.35_802.11ax HE40_CH54_Full RU_5270MHz	
ANT	4+6	
Pol.	Vertical	Fundamental
Peak	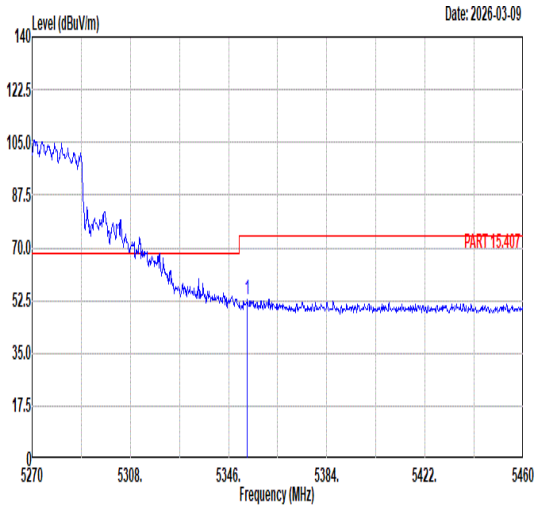 Freq Level Limit Line Margin (dB) Read Level Ant Factor Cable Loss Preamp Factor APos TPos Remark MHz dBuV/m dBuV/m dBuV dB/m dB dB cm deg 1 5353.22 52.87 74.00 -21.13 39.05 35.94 10.55 32.67 355 233 PEAK	Blank
Avg	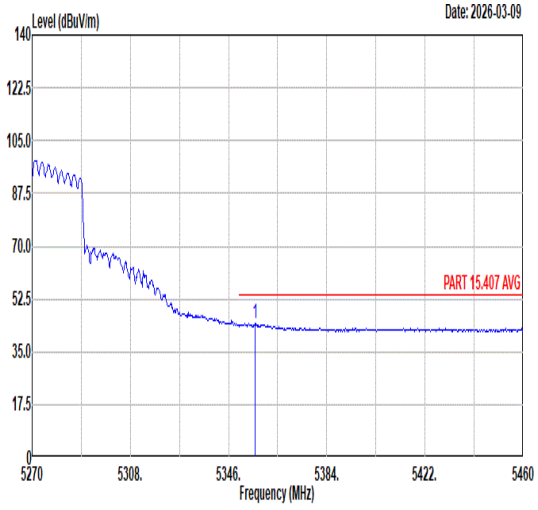 Freq Level Limit Line Margin (dB) Read Level Ant Factor Cable Loss Preamp Factor APos TPos Remark MHz dBuV/m dBuV/m dBuV dB/m dB dB cm deg 1 5356.26 44.30 54.00 -9.70 30.48 35.94 10.55 32.67 355 233 AVERAGE	Blank

Mode	44	
	Harmonic	
	U-NII-2A_5.25-5.35_802.11ax HE40_CH54_Full RU_5270MHz	
ANT	4+6	
Pol.	Horizontal	Vertical
Peak Avg	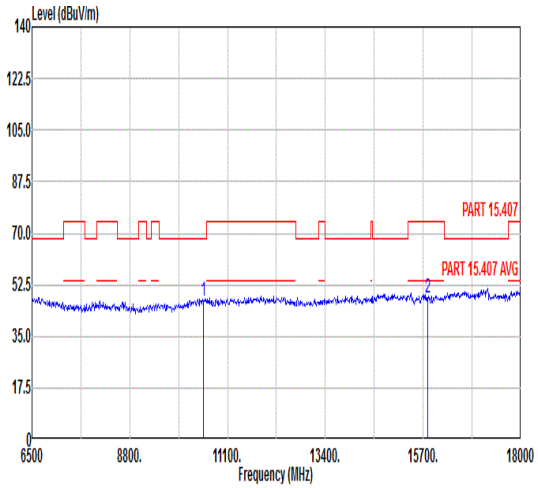 Freq Level Limit Line Margin Read Level Ant Factor Cable Loss Preamp Factor APos TPos Remark MHz dBuV/m dBuV/m dB dBuV dB/m dB dB cm deg 1 10540.00 46.84 68.30 -21.46 47.65 38.12 12.19 51.12 --- --- Peak 2 15810.00 48.01 74.00 -25.99 44.75 41.22 14.71 52.67 --- --- Peak	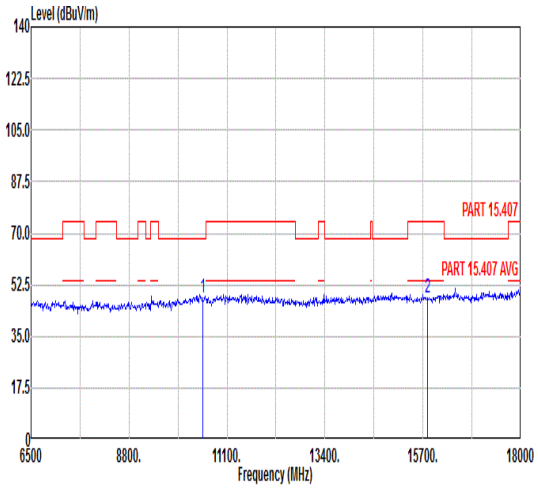 Freq Level Limit Line Margin Read Level Ant Factor Cable Loss Preamp Factor APos TPos Remark MHz dBuV/m dBuV/m dB dBuV dB/m dB dB cm deg 1 10540.00 47.99 68.30 -20.31 48.80 38.12 12.19 51.12 --- --- Peak 2 15810.00 48.09 74.00 -25.91 44.83 41.22 14.71 52.67 --- --- Peak

Mode	45	
	Band Edge - L	
	U-NII-2A_5.25-5.35_802.11ax HE40_CH62_Full RU_5310MHz	
ANT	4+6	
Pol.	Horizontal	Fundamental
Peak	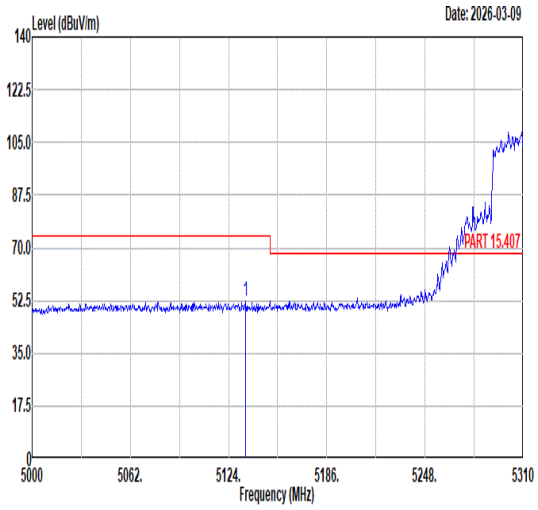 Freq Level Limit Line Margin (dB) Read Level Ant Factor Cable Loss Preamp Factor APos TPos Remark MHz dBuV/m dBuV/m dBuV dB/m dB dB cm deg 1 5134.54 52.13 74.00 -21.87 38.37 35.85 10.54 32.63 281 301 PEAK	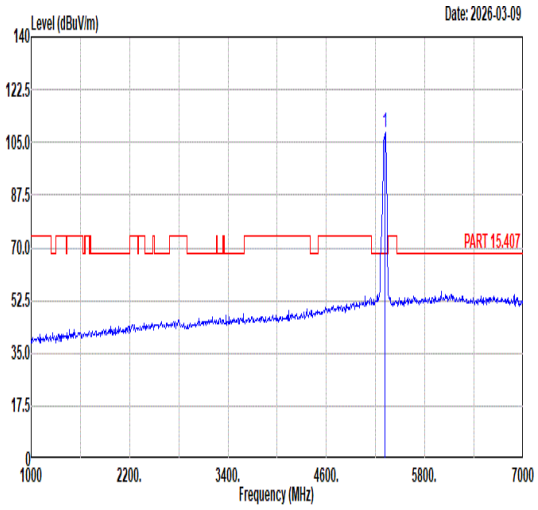 Freq Level Limit Line Margin (dB) Read Level Ant Factor Cable Loss Preamp Factor APos TPos Remark MHz dBuV/m dBuV/m dBuV dB/m dB dB cm deg 1 5310.00 108.44 ------ ------ 94.59 35.93 10.58 32.66 281 301 PEAK
Avg	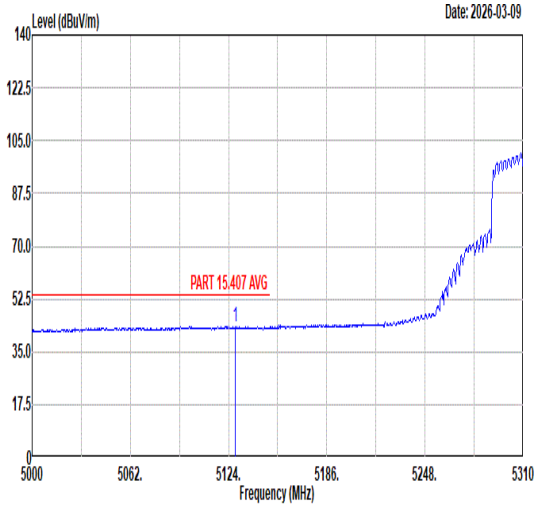 Freq Level Limit Line Margin (dB) Read Level Ant Factor Cable Loss Preamp Factor APos TPos Remark MHz dBuV/m dBuV/m dBuV dB/m dB dB cm deg 1 5128.34 43.43 54.00 -10.57 29.65 35.85 10.56 32.63 281 301 AVERAGE	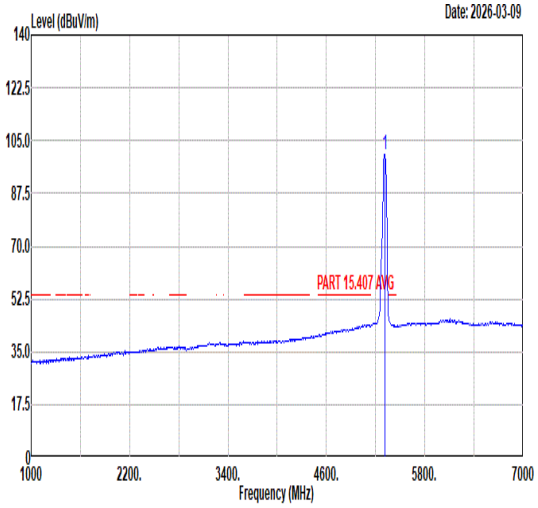 Freq Level Limit Line Margin (dB) Read Level Ant Factor Cable Loss Preamp Factor APos TPos Remark MHz dBuV/m dBuV/m dBuV dB/m dB dB cm deg 1 5310.00 100.38 ------ ------ 86.53 35.92 10.59 32.66 281 301 AVERAGE

Mode	45	
	Band Edge - R	
	U-NII-2A_5.25-5.35_802.11ax HE40_CH62_Full RU_5310MHz	
ANT	4+6	
Pol.	Horizontal	Fundamental
Peak	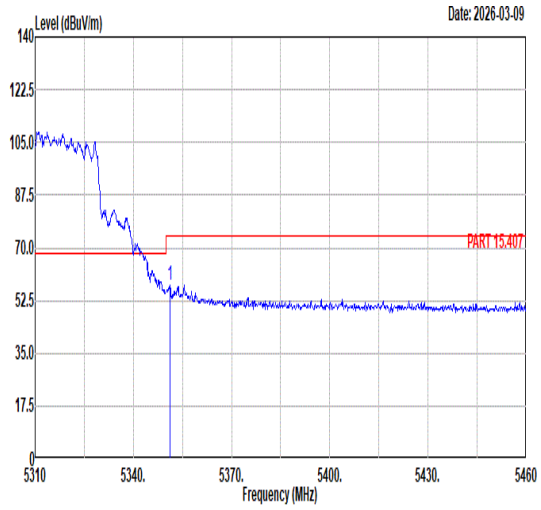 Freq Level Limit Line Margin (dB) Read Level Ant Factor Cable Loss Preamp Factor APos TPos Remark MHz dBuV/m dBuV/m dBuV dB/m dB dB cm deg 1 5351.25 57.81 74.00 -16.19 43.99 35.94 10.55 32.67 281 301 PEAK	Blank
Avg	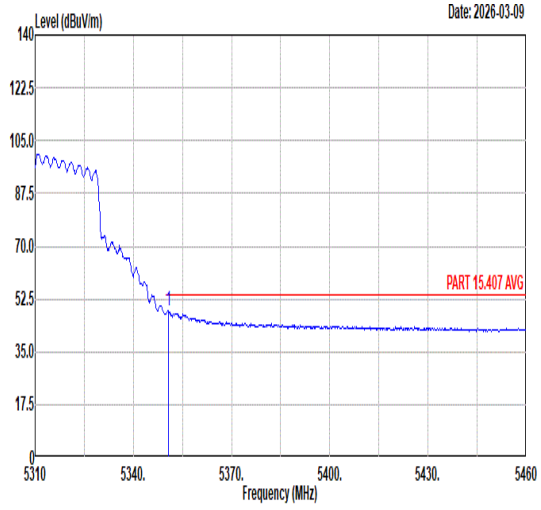 Freq Level Limit Line Margin (dB) Read Level Ant Factor Cable Loss Preamp Factor APos TPos Remark MHz dBuV/m dBuV/m dBuV dB/m dB dB cm deg 1 5350.80 48.62 54.00 -5.38 34.80 35.94 10.55 32.67 281 301 AVERAGE	Blank

Mode	45	
	Band Edge - L	
	U-NII-2A_5.25-5.35_802.11ax HE40_CH62_Full RU_5310MHz	
ANT	4+6	
Pol.	Vertical	Fundamental
Peak	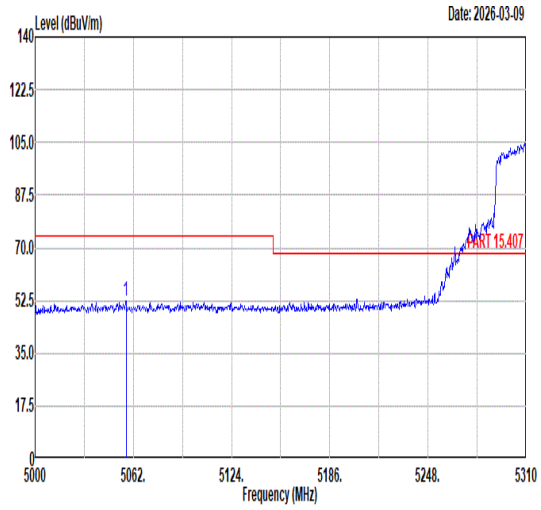 Freq Level Limit Line Margin (dB) Read Level Ant Factor Cable Loss Preamp Factor APos TPos Remark MHz dBuV/m dBuV/m dBuV dB/m dB dB cm deg 1 5057.35 52.33 74.00 -21.67 38.60 35.82 10.52 32.61 271 243 PEAK	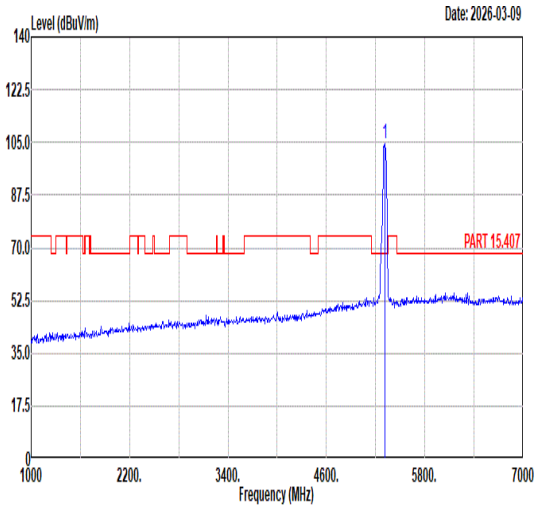 Freq Level Limit Line Margin (dB) Read Level Ant Factor Cable Loss Preamp Factor APos TPos Remark MHz dBuV/m dBuV/m dBuV dB/m dB dB cm deg 1 5310.00 104.82 ------ ------ 90.96 35.93 10.59 32.66 271 243 PEAK
Avg	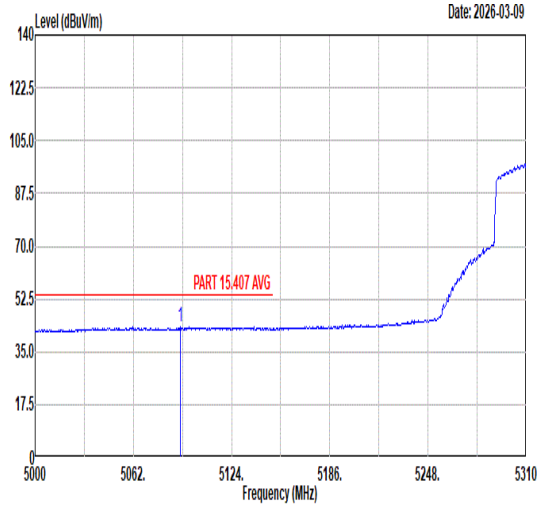 Freq Level Limit Line Margin (dB) Read Level Ant Factor Cable Loss Preamp Factor APos TPos Remark MHz dBuV/m dBuV/m dBuV dB/m dB dB cm deg 1 5091.45 43.13 54.00 -10.87 29.30 35.84 10.61 32.62 271 243 AVERAGE	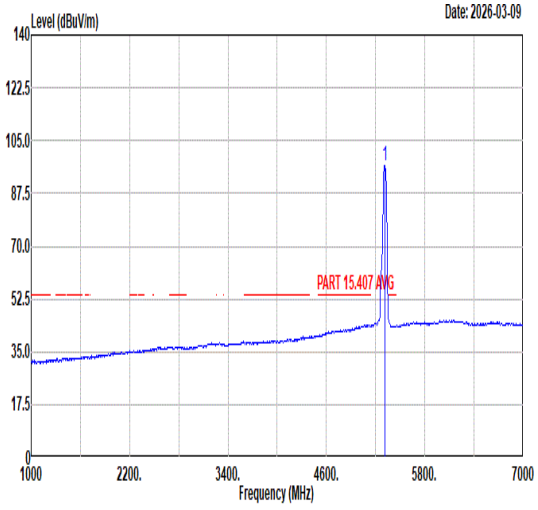 Freq Level Limit Line Margin (dB) Read Level Ant Factor Cable Loss Preamp Factor APos TPos Remark MHz dBuV/m dBuV/m dBuV dB/m dB dB cm deg 1 5310.00 96.87 ------ ------ 83.01 35.93 10.59 32.66 271 243 AVERAGE

Mode	45	
	Band Edge - R	
	U-NII-2A_5.25-5.35_802.11ax HE40_CH62_Full RU_5310MHz	
ANT	4+6	
Pol.	Vertical	Fundamental
Peak	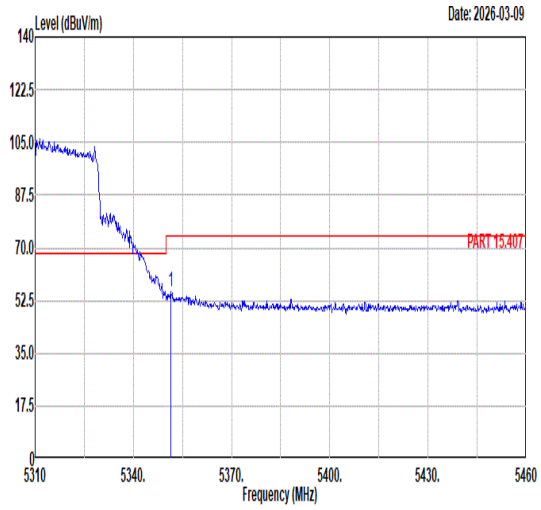 Freq Level Limit Line Margin (dB) Read Level Ant Factor Cable Loss Preamp Factor APos TPos Remark MHz dBuV/m dBuV/m dBuV dB/m dB dB cm deg 1 5351.40 55.30 74.00 -18.70 41.48 35.94 10.55 32.67 271 243 PEAK	Blank
Avg	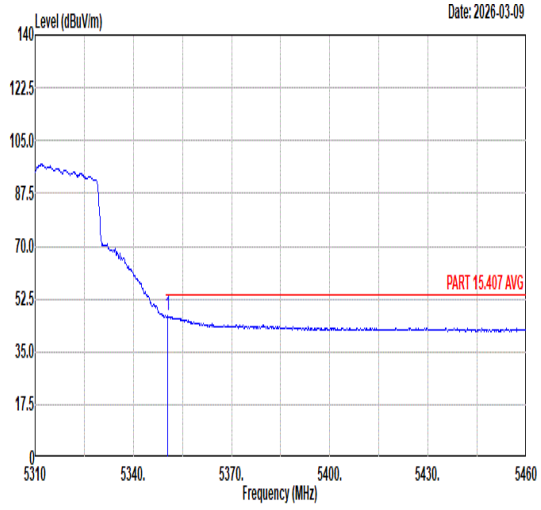 Freq Level Limit Line Margin (dB) Read Level Ant Factor Cable Loss Preamp Factor APos TPos Remark MHz dBuV/m dBuV/m dBuV dB/m dB dB cm deg 1 5350.50 46.91 54.00 -7.09 33.09 35.94 10.55 32.67 271 243 AVERAGE	Blank

Mode	45	
	Harmonic	
	U-NII-2A_5.25-5.35_802.11ax HE40_CH62_Full RU_5310MHz	
ANT	4+6	
Pol.	Horizontal	Vertical
Peak Avg	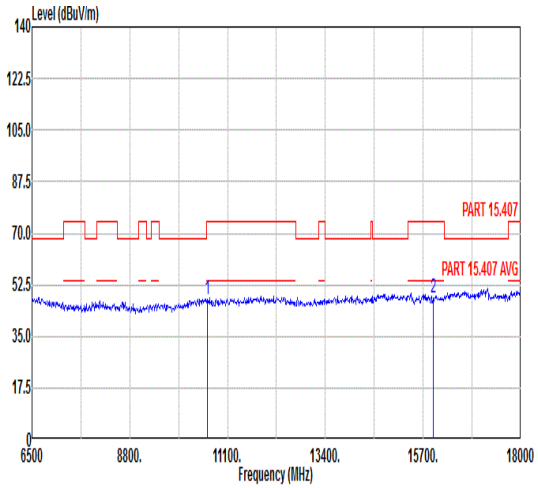 Freq Level Limit Line Margin Read Level Ant Factor Cable Loss Preamp Factor APos TPos Remark MHz dBuV/m dBuV/m dB dBuV dB/m dB dB cm deg 1 10620.00 47.73 74.00 -26.27 48.29 38.15 12.25 50.96 --- --- Peak 2 15930.00 48.31 74.00 -25.69 44.95 41.35 14.76 52.75 --- --- Peak	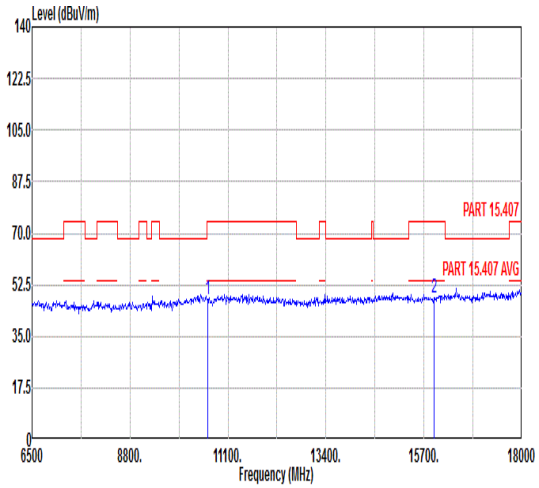 Freq Level Limit Line Margin Read Level Ant Factor Cable Loss Preamp Factor APos TPos Remark MHz dBuV/m dBuV/m dB dBuV dB/m dB dB cm deg 1 10620.00 47.74 74.00 -26.26 48.30 38.15 12.25 50.96 --- --- Peak 2 15930.00 48.22 74.00 -25.78 44.86 41.35 14.76 52.75 --- --- Peak

Mode	46
	Band Edge - L
	U-NII-2C_5.47-5.725_802.11ax HE40_CH102_Full RU_5510MHz
ANT	4+6

Pol.	Horizontal	Fundamental
Peak	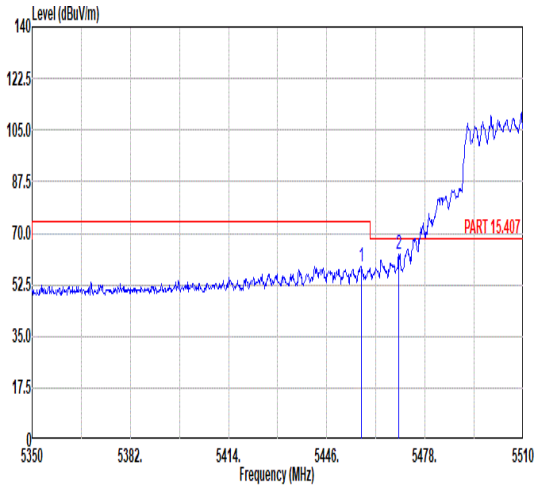 Freq Level Limit Line Margin Read Level Ant Factor Cable Loss Preamp Factor APos TPos Remark MHz dBuV/m dBuV/m dB dBuV dB/m dB dB cm deg 1 5457.36 58.67 74.00 -15.33 44.84 35.98 10.54 32.69 100 105 PEAK 2 5469.36 62.84 68.30 -5.46 48.99 35.99 10.55 32.69 100 105 PEAK	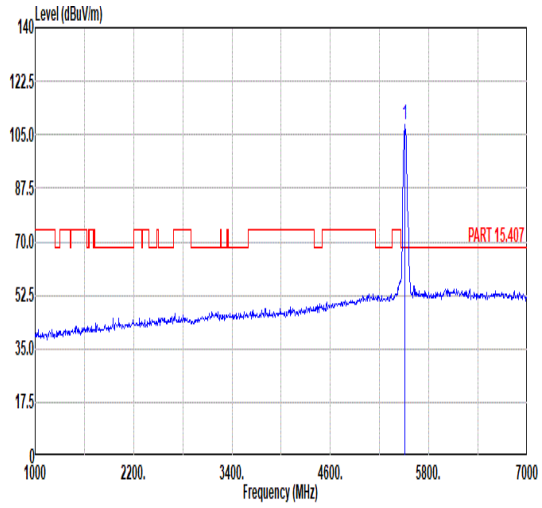 Freq Level Limit Line Margin Read Level Ant Factor Cable Loss Preamp Factor APos TPos Remark MHz dBuV/m dBuV/m dB dBuV dB/m dB dB cm deg 1 5510.00 108.14 ------ ------ 94.23 36.02 10.59 32.70 100 105 PEAK
Avg	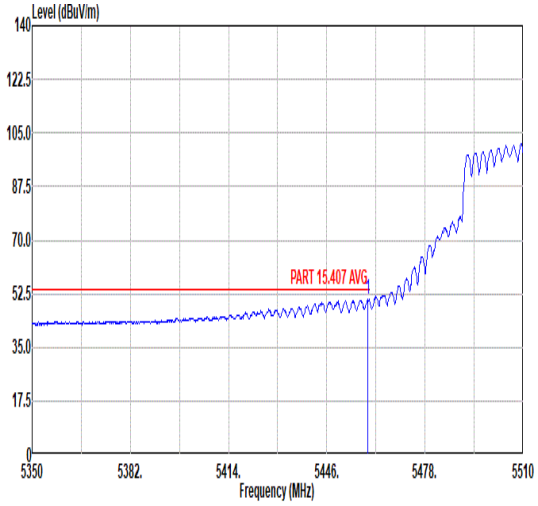 Freq Level Limit Line Margin Read Level Ant Factor Cable Loss Preamp Factor APos TPos Remark MHz dBuV/m dBuV/m dB dBuV dB/m dB dB cm deg 1 5459.44 50.68 54.00 -3.32 36.85 35.98 10.54 32.69 100 105 AVERAGE	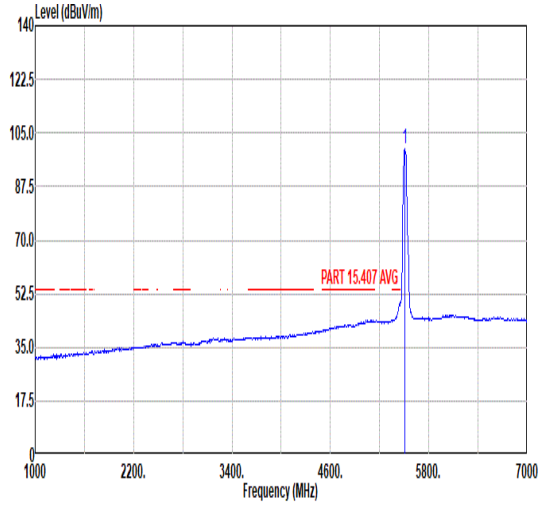 Freq Level Limit Line Margin Read Level Ant Factor Cable Loss Preamp Factor APos TPos Remark MHz dBuV/m dBuV/m dB dBuV dB/m dB dB cm deg 1 5510.00 99.75 ------ ------ 85.84 36.02 10.59 32.70 100 105 AVERAGE

Mode	46	
	Band Edge - R	
	U-NII-2C_5.47-5.725_802.11ax HE40_CH102_Full RU_5510MHz	
ANT	4+6	
Pol.	Horizontal	Fundamental
Peak	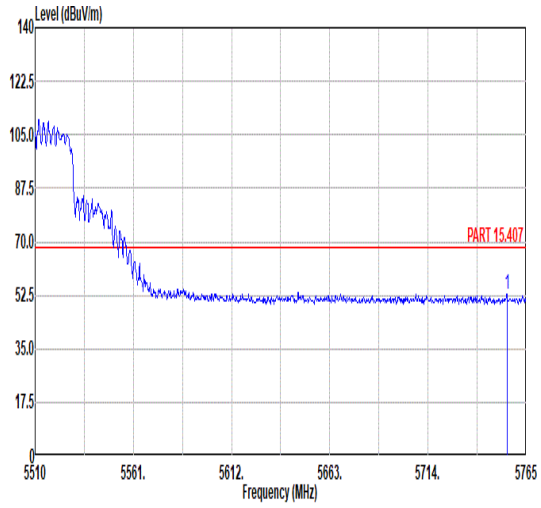 Freq Level Limit Line Margin Read Level Ant Factor Cable Loss Preamp Factor APos TPos Remark MHz dBuV/m dBuV/m dB dBuV dB/m dB dB cm deg 1 5755.06 53.05 68.30 -15.25 38.59 36.41 10.85 32.80 100 105 PEAK	Blank

Mode	46
	Band Edge - L
	U-NII-2C_5.47-5.725_802.11ax HE40_CH102_Full RU_5510MHz
ANT	4+6

Pol.	Vertical	Fundamental
Peak	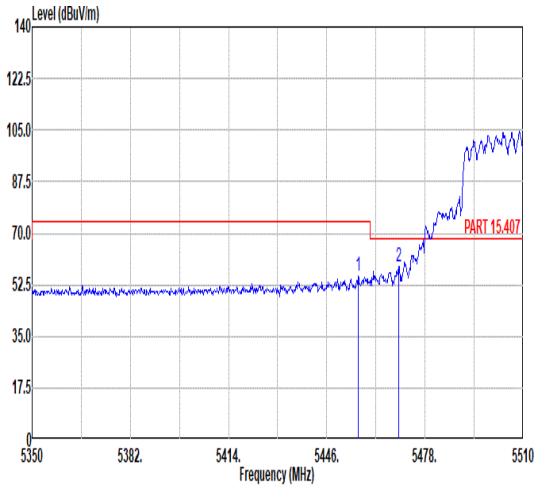 Freq Level Limit Line Margin Read Level Ant Factor Cable Loss Preamp Factor APos TPos Remark MHz dBuV/m dBuV/m dB dBuV dB/m dB dB cm deg 1 5456.24 55.34 74.00 -18.66 41.51 35.98 10.54 32.69 277 152 PEAK 2 5469.52 58.54 68.30 -9.76 44.69 35.99 10.55 32.69 277 152 PEAK	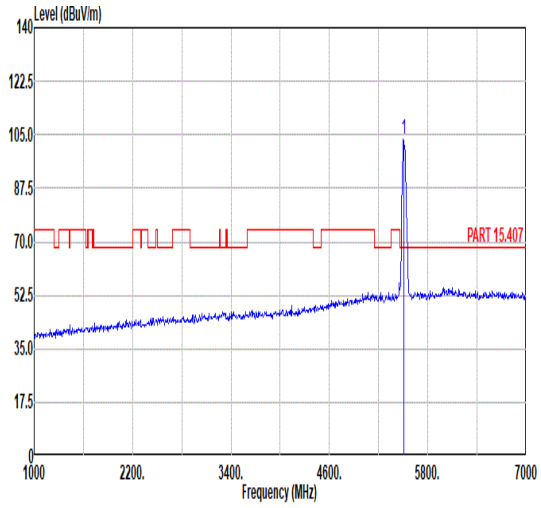 Freq Level Limit Line Margin Read Level Ant Factor Cable Loss Preamp Factor APos TPos Remark MHz dBuV/m dBuV/m dB dBuV dB/m dB dB cm deg 1 5510.00 103.61 ------ ------ 89.73 36.00 10.58 32.70 277 152 PEAK
Avg	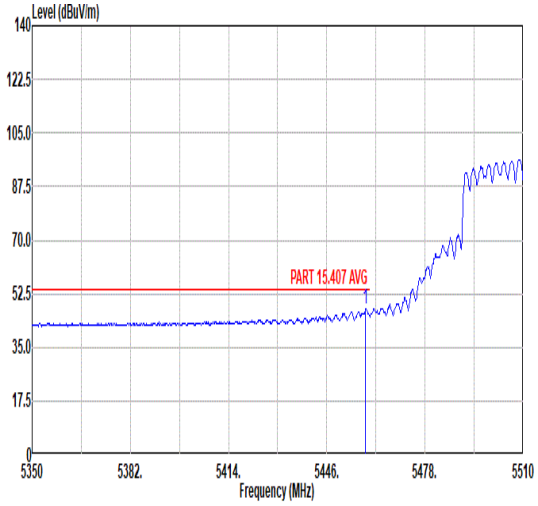 Freq Level Limit Line Margin Read Level Ant Factor Cable Loss Preamp Factor APos TPos Remark MHz dBuV/m dBuV/m dB dBuV dB/m dB dB cm deg 1 5458.64 47.65 54.00 -6.35 33.82 35.98 10.54 32.69 277 152 AVERAGE	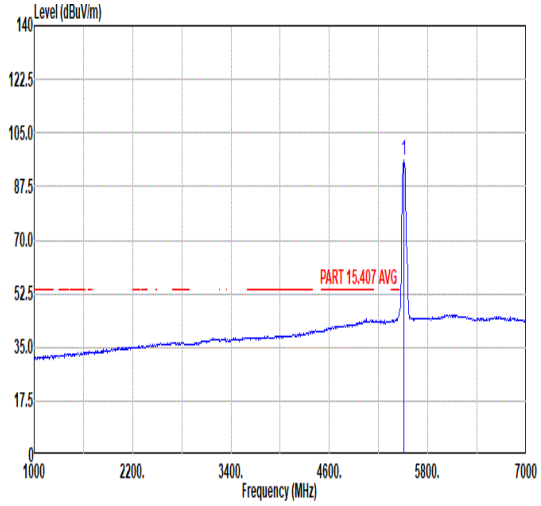 Freq Level Limit Line Margin Read Level Ant Factor Cable Loss Preamp Factor APos TPos Remark MHz dBuV/m dBuV/m dB dBuV dB/m dB dB cm deg 1 5510.00 96.22 ------ ------ 82.31 36.02 10.59 32.70 277 152 AVERAGE

Mode	46	
	Band Edge - R	
	U-NII-2C_5.47-5.725_802.11ax HE40_CH102_Full RU_5510MHz	
ANT	4+6	
Pol.	Vertical	Fundamental
Peak	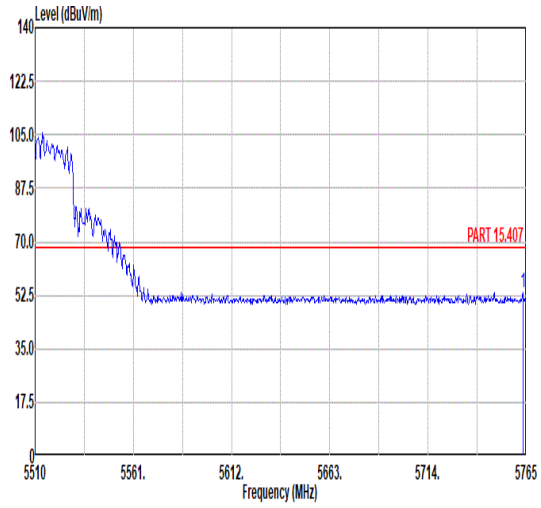 Freq Level Limit Line Margin Read Level Ant Factor Cable Loss Preamp Factor APos TPos Remark MHz dBuV/m dBuV/m dB dBuV dB/m dB dB cm deg 1 5763.22 53.37 68.30 -14.93 38.92 36.42 10.84 32.81 277 152 PEAK	Blank

Mode	46	
	Harmonic	
	U-NII-2C_5.47-5.725_802.11ax HE40_CH102_Full RU_5510MHz	
ANT	4+6	
Pol.	Horizontal	Vertical
Peak Avg	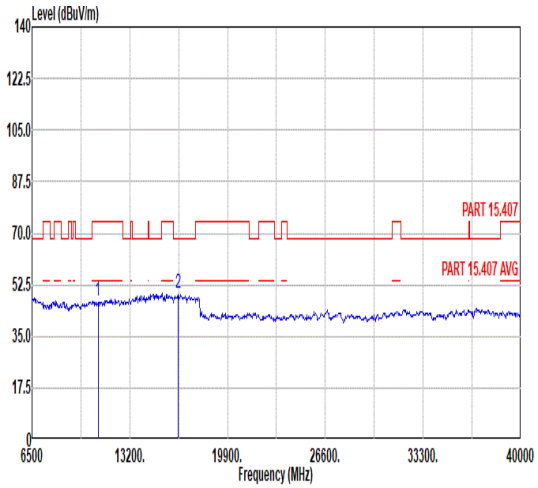 Freq Level Limit Line Margin Read Level Ant Factor Cable Loss Preamp Factor APos TPos Remark MHz dBuV/m dBuV/m dB dBuV dB/m dB dB cm deg 1 11020.00 47.16 74.00 -26.84 45.50 37.91 14.63 50.88 --- --- Peak 2 16530.00 49.47 68.30 -18.83 42.79 42.05 17.69 53.06 --- --- Peak	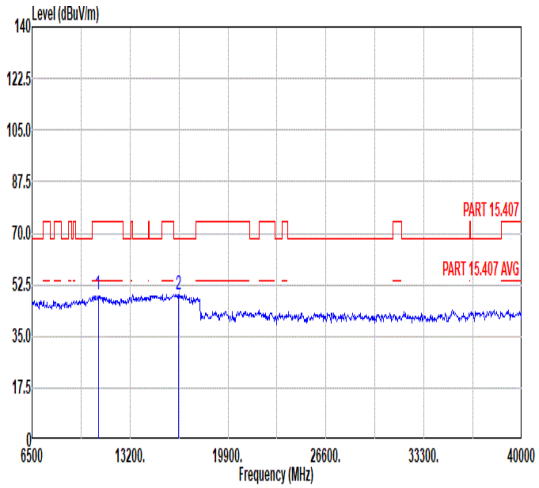 Freq Level Limit Line Margin Read Level Ant Factor Cable Loss Preamp Factor APos TPos Remark MHz dBuV/m dBuV/m dB dBuV dB/m dB dB cm deg 1 11020.00 49.38 74.00 -24.62 47.72 37.91 14.63 50.88 --- --- Peak 2 16530.00 48.99 68.30 -19.31 42.31 42.05 17.69 53.06 --- --- Peak

Mode	47	
	Band Edge - L	
	U-NII-2C_5.47-5.725_802.11ax HE40_CH134_Full RU_5670MHz	
ANT	4+6	
Pol.	Horizontal	Fundamental
Peak	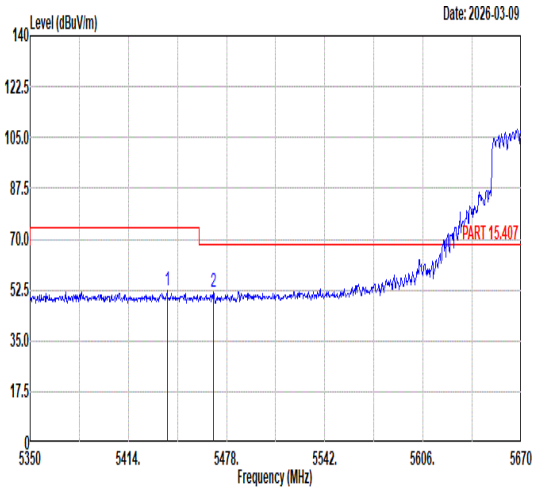 Freq Level Limit Line Margin (dB) Read Level Ant Factor Cable Loss Preamp Factor APos TPos Remark MHz dBuV/m dBuV/m dBuV dB/m dB dB cm deg 1 5439.28 52.12 74.00 -21.88 38.30 35.98 10.53 32.69 100 109 PEAK 2 5469.36 51.87 68.30 -16.43 38.02 35.99 10.55 32.69 100 109 PEAK	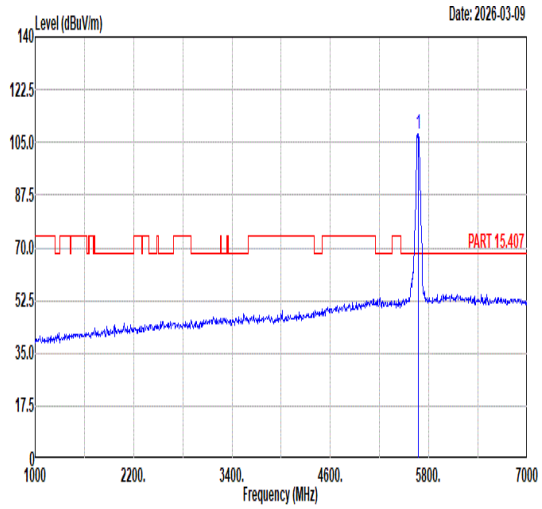 Freq Level Limit Line Margin (dB) Read Level Ant Factor Cable Loss Preamp Factor APos TPos Remark MHz dBuV/m dBuV/m dBuV dB/m dB dB cm deg 1 5670.00 107.92 ------ ------ 93.59 36.26 10.83 32.76 100 109 PEAK
Avg	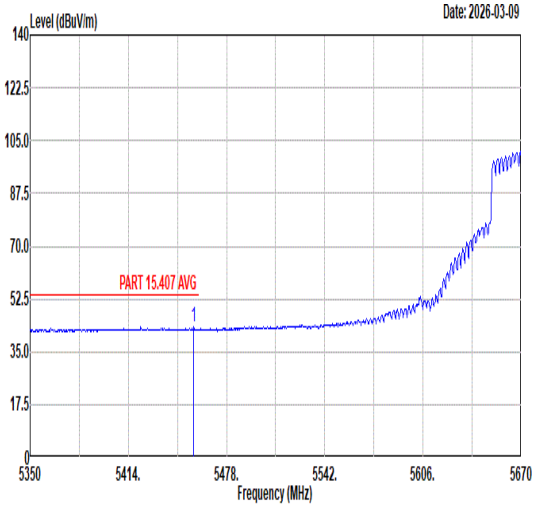 Freq Level Limit Line Margin (dB) Read Level Ant Factor Cable Loss Preamp Factor APos TPos Remark MHz dBuV/m dBuV/m dBuV dB/m dB dB cm deg 1 5456.56 43.24 54.00 -10.76 29.41 35.98 10.54 32.69 100 109 AVERAGE	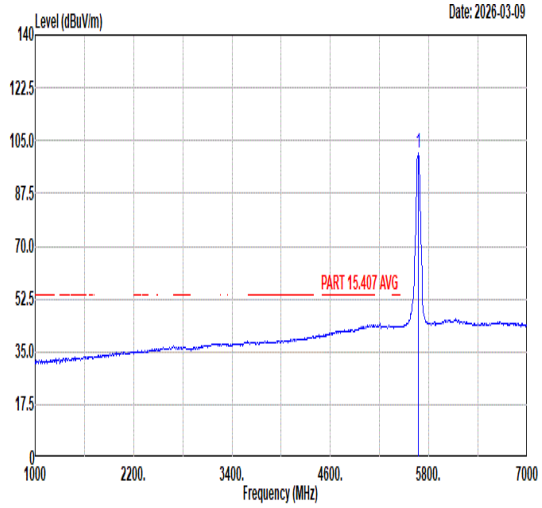 Freq Level Limit Line Margin (dB) Read Level Ant Factor Cable Loss Preamp Factor APos TPos Remark MHz dBuV/m dBuV/m dBuV dB/m dB dB cm deg 1 5670.00 101.03 ------ ------ 86.66 36.28 10.86 32.77 100 109 AVERAGE

Mode	47	
	Band Edge - R	
	U-NII-2C_5.47-5.725_802.11ax HE40_CH134_Full RU_5670MHz	
ANT	4+6	
Pol.	Horizontal	Fundamental
Peak	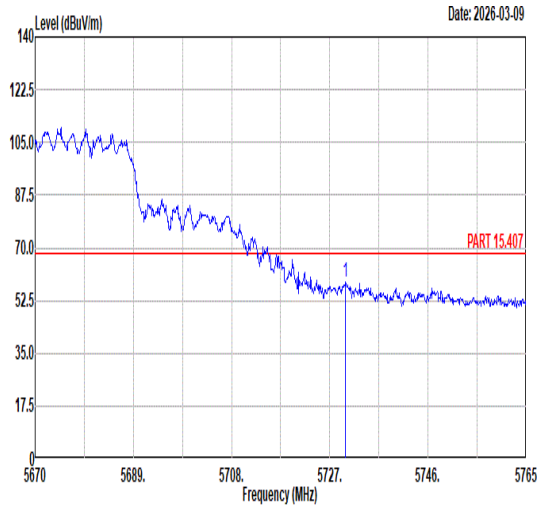 Freq Level Limit Line Margin (dB) Read Level Ant Factor Cable Loss Preamp Factor APos TPos Remark MHz dBuV/m dBuV/m dBuV dB/m dB dB cm deg 1 5730.04 58.83 68.30 -9.47 44.38 36.37 10.87 32.79 100 109 PEAK	Blank

Mode	47	
	Band Edge - L	
	U-NII-2C_5.47-5.725_802.11ax HE40_CH134_Full RU_5670MHz	
ANT	4+6	
Pol.	Vertical	Fundamental
Peak	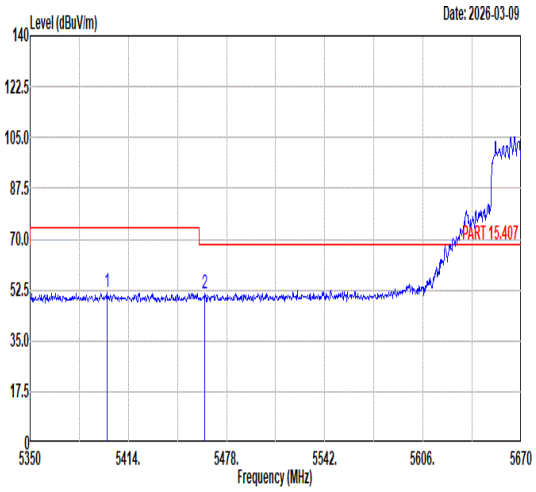 Freq Level Limit Line Margin (dB) Read Level Ant Factor Cable Loss Preamp Factor APos TPos Remark MHz dBuV/m dBuV/m dBuV dB/m dB dB cm deg 1 5400.24 51.99 74.00 -22.01 38.21 35.96 10.50 32.68 345 257 PEAK 2 5463.92 51.33 68.30 -16.97 37.48 35.99 10.55 32.69 345 257 PEAK	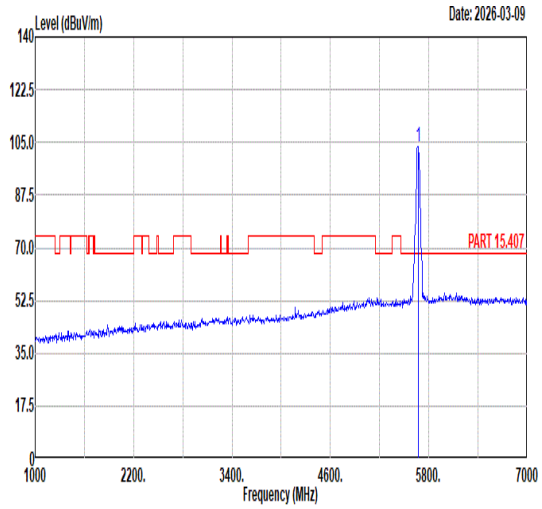 Freq Level Limit Line Margin (dB) Read Level Ant Factor Cable Loss Preamp Factor APos TPos Remark MHz dBuV/m dBuV/m dBuV dB/m dB dB cm deg 1 5670.00 103.50 ------ ------ 89.13 36.28 10.86 32.77 345 257 PEAK
Avg	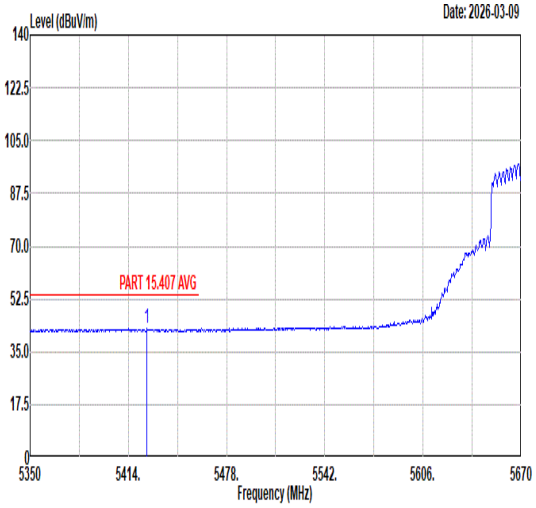 Freq Level Limit Line Margin (dB) Read Level Ant Factor Cable Loss Preamp Factor APos TPos Remark MHz dBuV/m dBuV/m dBuV dB/m dB dB cm deg 1 5426.16 42.68 54.00 -11.32 28.88 35.97 10.52 32.69 345 257 AVERAGE	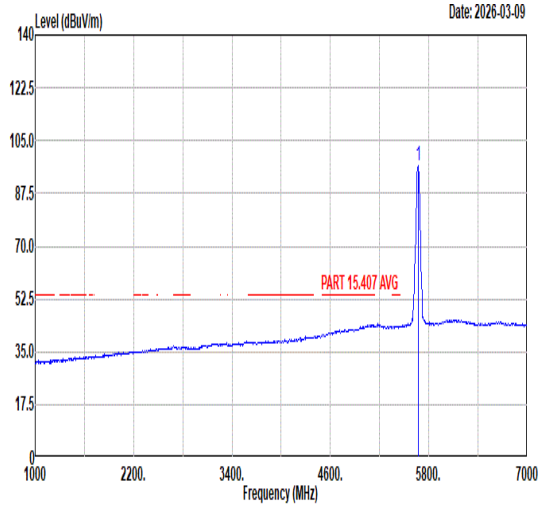 Freq Level Limit Line Margin (dB) Read Level Ant Factor Cable Loss Preamp Factor APos TPos Remark MHz dBuV/m dBuV/m dBuV dB/m dB dB cm deg 1 5670.00 96.91 ------ ------ 82.56 36.27 10.85 32.77 345 257 AVERAGE

Mode	47	
	Band Edge - R	
	U-NII-2C_5.47-5.725_802.11ax HE40_CH134_Full RU_5670MHz	
ANT	4+6	
Pol.	Vertical	Fundamental
Peak	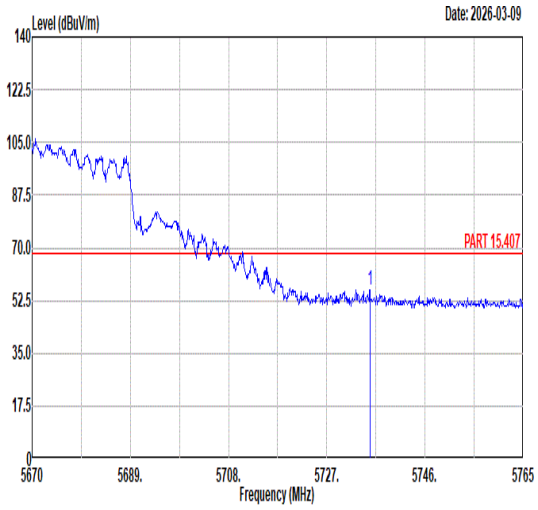 Freq Level Limit Line Margin (dB) Read Level Ant Factor Cable Loss Preamp Factor APos TPos Remark MHz dBuV/m dBuV/m dBuV dB/m dB dB cm deg 1 5735.36 55.88 68.30 -12.42 41.42 36.38 10.87 32.79 345 257 PEAK	Blank

Mode	47	
	Harmonic	
	U-NII-2C_5.47-5.725_802.11ax HE40_CH134_Full RU_5670MHz	
ANT	4+6	
Pol.	Horizontal	Vertical
Peak Avg	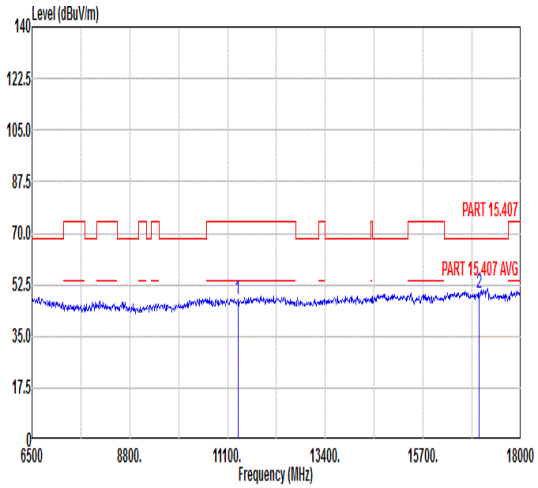 Freq Level Limit Line Margin Read Level Ant Factor Cable Loss Preamp Factor APos TPos Remark MHz dBuV/m dBuV/m dB dBuV dB/m dB dB cm deg 1 11340.00 47.30 74.00 -26.70 46.64 38.40 12.77 50.51 --- --- Peak 2 17010.00 49.56 68.30 -18.74 44.23 42.58 15.55 52.80 --- --- Peak	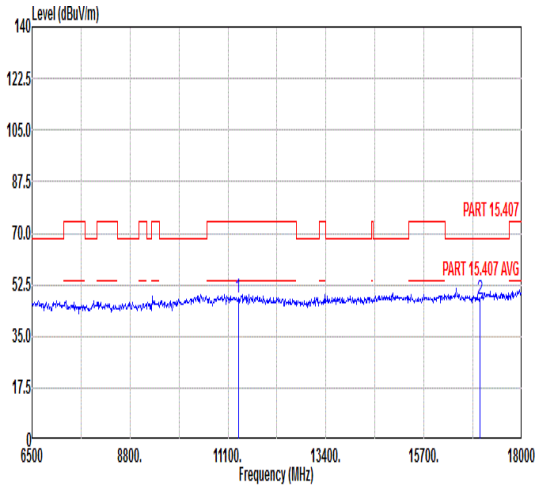 Freq Level Limit Line Margin Read Level Ant Factor Cable Loss Preamp Factor APos TPos Remark MHz dBuV/m dBuV/m dB dBuV dB/m dB dB cm deg 1 11340.00 48.19 74.00 -25.81 47.53 38.40 12.77 50.51 --- --- Peak 2 17010.00 47.45 68.30 -20.85 42.12 42.58 15.55 52.80 --- --- Peak

Mode	48	
	Band Edge - L	
	U-NII-1_5.15-5.25_802.11ax HE80_CH42_Full RU_5210MHz	
ANT	4+6	
Pol.	Horizontal	Fundamental
Peak	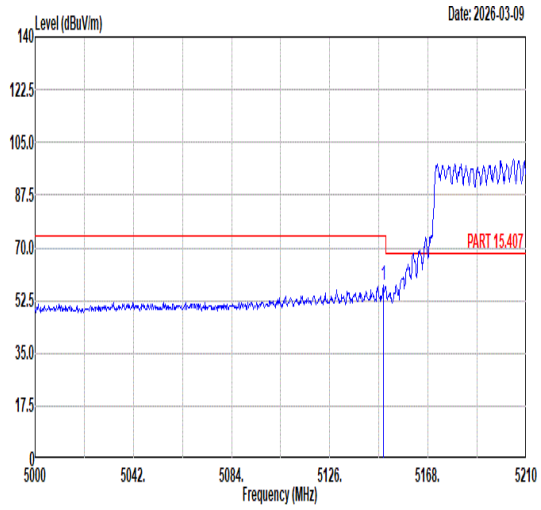 Freq Level Limit Line Margin (dB) Read Level Ant Factor Cable Loss Preamp Factor APos TPos Remark 1 5148.89 57.54 74.00 -16.46 43.80 35.86 10.51 32.63 112 91 PEAK	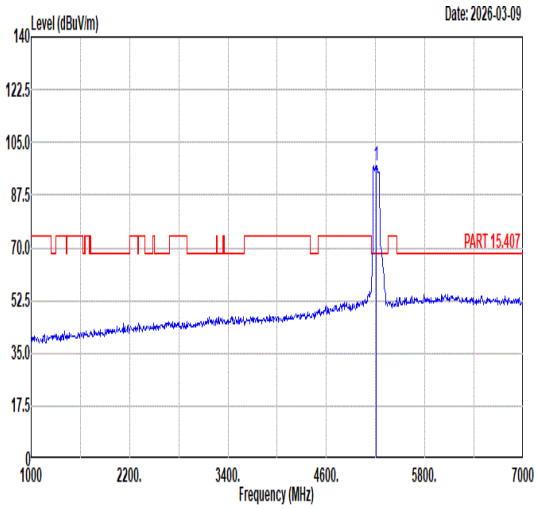 Freq Level Limit Line Margin (dB) Read Level Ant Factor Cable Loss Preamp Factor APos TPos Remark 1 5210.00 97.44 ------ ------ 83.77 35.87 10.44 32.64 112 91 PEAK
Avg	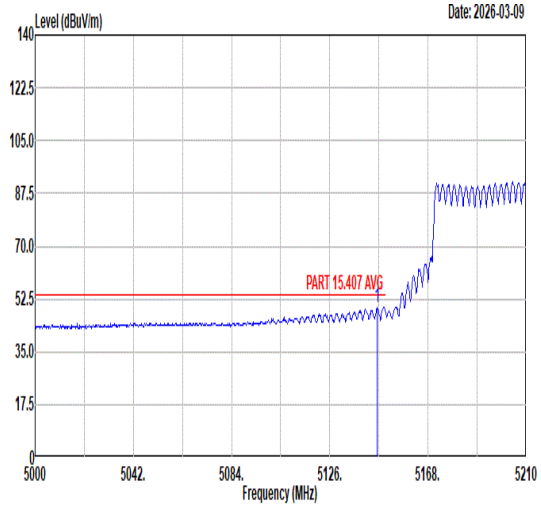 Freq Level Limit Line Margin (dB) Read Level Ant Factor Cable Loss Preamp Factor APos TPos Remark 1 5146.16 49.68 54.00 -4.32 35.93 35.86 10.52 32.63 112 91 AVERAGE	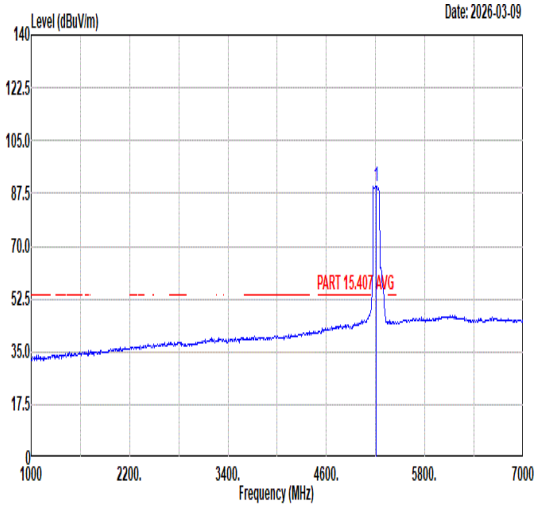 Freq Level Limit Line Margin (dB) Read Level Ant Factor Cable Loss Preamp Factor APos TPos Remark 1 5210.00 90.07 ------ ------ 76.41 35.88 10.42 32.64 112 91 AVERAGE

Mode	48	
	Band Edge - R	
	U-NII-1_5.15-5.25_802.11ax HE80_CH42_Full RU_5210MHz	
ANT	4+6	
Pol.	Horizontal	Fundamental
Peak	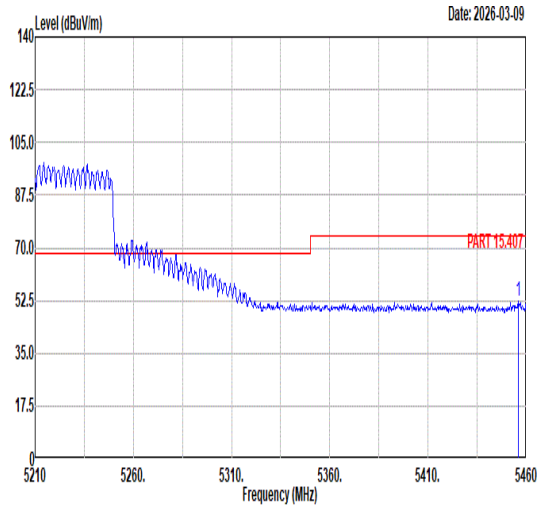 Freq Level Limit Line Margin (dB) Read Level Ant Factor Cable Loss Preamp Factor APos TPos Remark MHz dBuV/m dBuV/m dBuV dB/m dB dB cm deg 1 5456.00 52.36 74.00 -21.64 38.53 35.98 10.54 32.69 112 91 PEAK	Blank
Avg	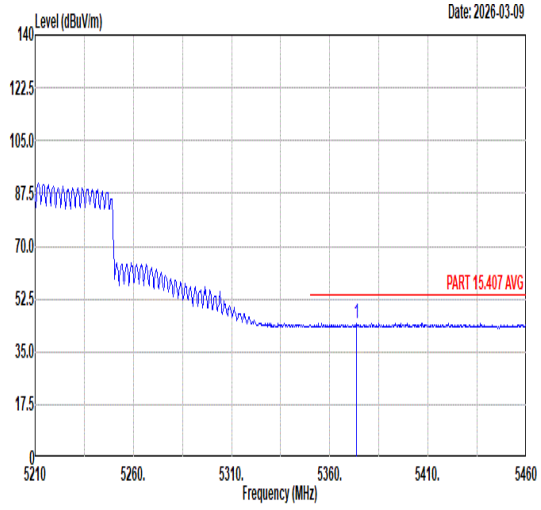 Freq Level Limit Line Margin (dB) Read Level Ant Factor Cable Loss Preamp Factor APos TPos Remark MHz dBuV/m dBuV/m dBuV dB/m dB dB cm deg 1 5373.75 44.32 54.00 -9.68 30.51 35.95 10.53 32.67 112 91 AVERAGE	Blank

Mode	48	
	Band Edge - L	
	U-NII-1_5.15-5.25_802.11ax HE80_CH42_Full RU_5210MHz	
ANT	4+6	
Pol.	Vertical	Fundamental
Peak	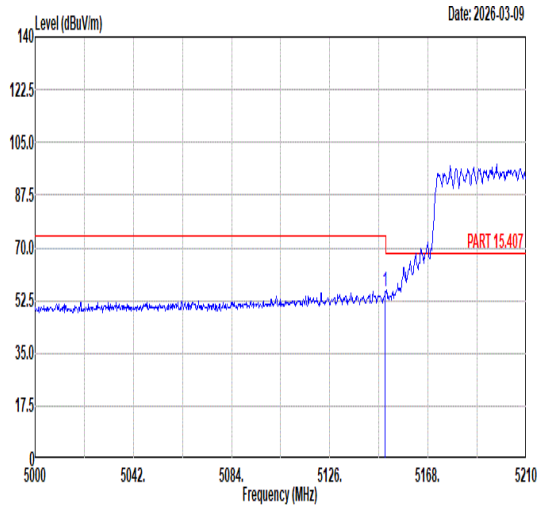 Freq Level Limit Line Margin (dB) Read Level Ant Factor Cable Loss Preamp Factor APos TPos Remark MHz dBuV/m dBuV/m dBuV dB/m dB dB cm deg 1 5149.73 55.66 74.00 -18.34 41.92 35.86 10.51 32.63 371 261 PEAK	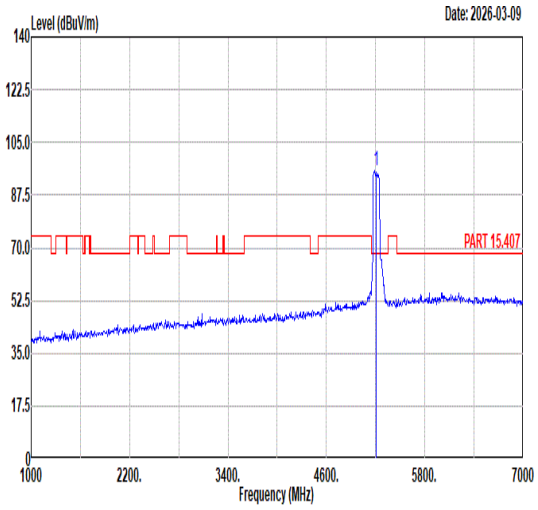 Freq Level Limit Line Margin (dB) Read Level Ant Factor Cable Loss Preamp Factor APos TPos Remark MHz dBuV/m dBuV/m dBuV dB/m dB dB cm deg 1 5210.00 95.80 ------ ------ 82.13 35.88 10.43 32.64 371 261 PEAK
Avg	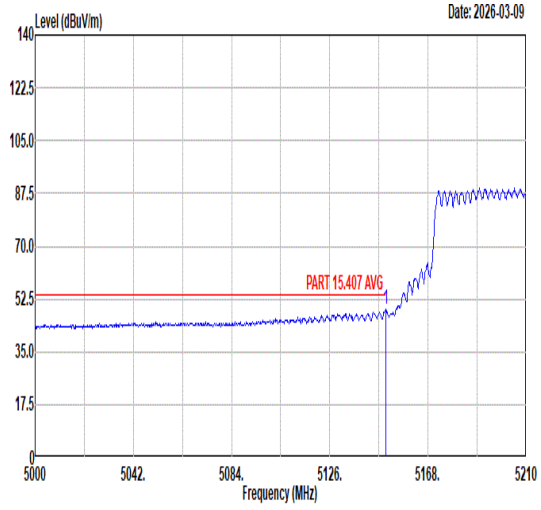 Freq Level Limit Line Margin (dB) Read Level Ant Factor Cable Loss Preamp Factor APos TPos Remark MHz dBuV/m dBuV/m dBuV dB/m dB dB cm deg 1 5149.94 49.39 54.00 -4.61 35.65 35.86 10.51 32.63 371 261 AVERAGE	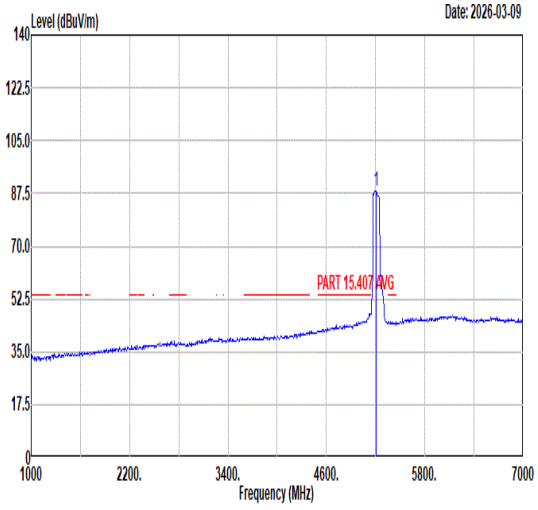 Freq Level Limit Line Margin (dB) Read Level Ant Factor Cable Loss Preamp Factor APos TPos Remark MHz dBuV/m dBuV/m dBuV dB/m dB dB cm deg 1 5210.00 88.13 ------ ------ 74.48 35.88 10.41 32.64 371 261 AVERAGE

Mode	48	
	Band Edge - R	
	U-NII-1_5.15-5.25_802.11ax HE80_CH42_Full RU_5210MHz	
ANT	4+6	
Pol.	Vertical	Fundamental
Peak	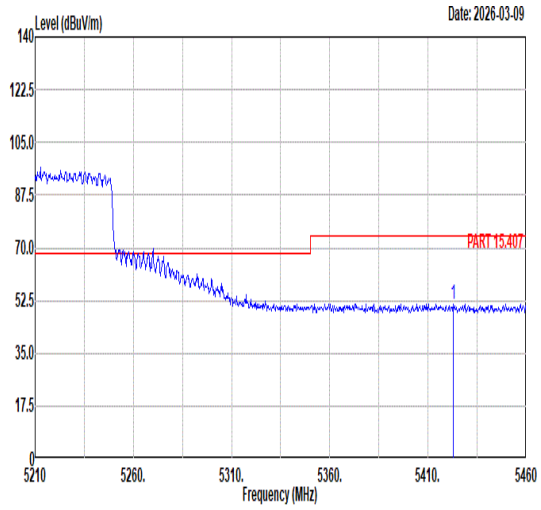 Freq Level Limit Line Margin (dB) Read Level Ant Factor Cable Loss Preamp Factor APos TPos Remark MHz dBuV/m dBuV/m dBuV dB/m dB dB cm deg 1 5422.75 51.49 74.00 -22.51 37.68 35.97 10.52 32.68 371 261 PEAK	Blank
Avg	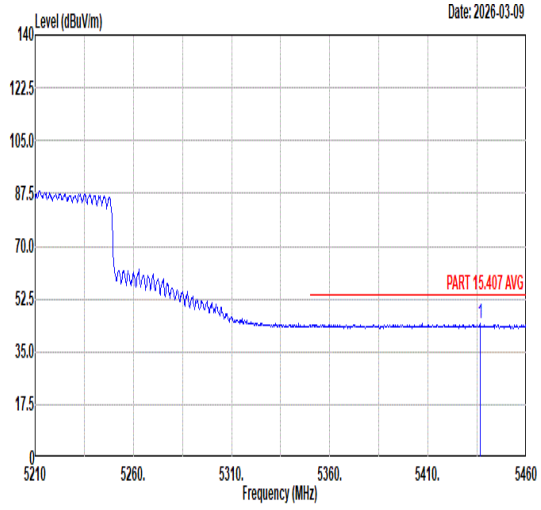 Freq Level Limit Line Margin (dB) Read Level Ant Factor Cable Loss Preamp Factor APos TPos Remark MHz dBuV/m dBuV/m dBuV dB/m dB dB cm deg 1 5436.50 44.26 54.00 -9.74 30.45 35.97 10.53 32.69 371 261 AVERAGE	Blank

Mode	48	
	Harmonic	
	U-NII-1_5.15-5.25_802.11ax HE80_CH42_Full RU_5210MHz	
ANT	4+6	
Pol.	Horizontal	Vertical
Peak Avg	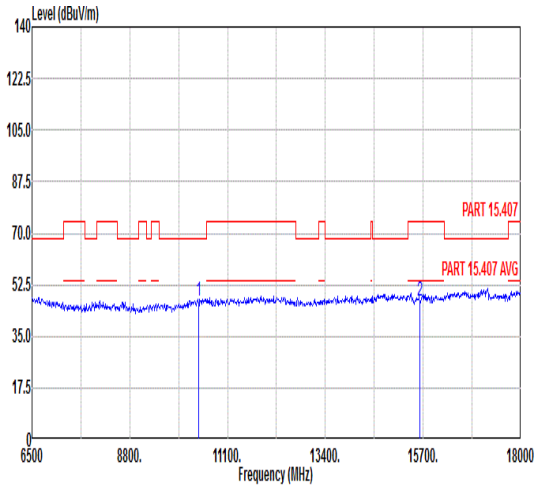 Freq Level Limit Line Margin Read Level Ant Factor Cable Loss Preamp Factor APos TPos Remark MHz dBuV/m dBuV/m dB dBuV dB/m dB dB cm deg 1 10420.00 46.82 68.30 -21.48 48.00 38.07 12.11 51.36 --- --- Peak 2 15630.00 46.84 74.00 -27.16 43.75 41.01 14.62 52.54 --- --- Peak	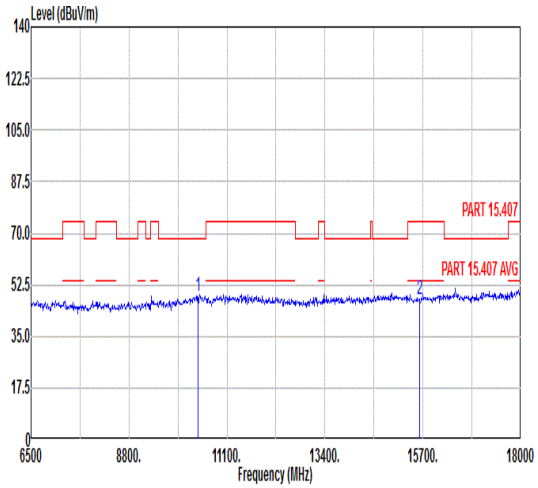 Freq Level Limit Line Margin Read Level Ant Factor Cable Loss Preamp Factor APos TPos Remark MHz dBuV/m dBuV/m dB dBuV dB/m dB dB cm deg 1 10420.00 48.39 68.30 -19.91 49.57 38.07 12.11 51.36 --- --- Peak 2 15630.00 47.66 74.00 -26.34 44.57 41.01 14.62 52.54 --- --- Peak

Mode	49	
	Band Edge - L	
	U-NII-2A_5.25-5.35_802.11ax HE80_CH58_Full RU_5290MHz	
ANT	4+6	
Pol.	Horizontal	Fundamental
Peak	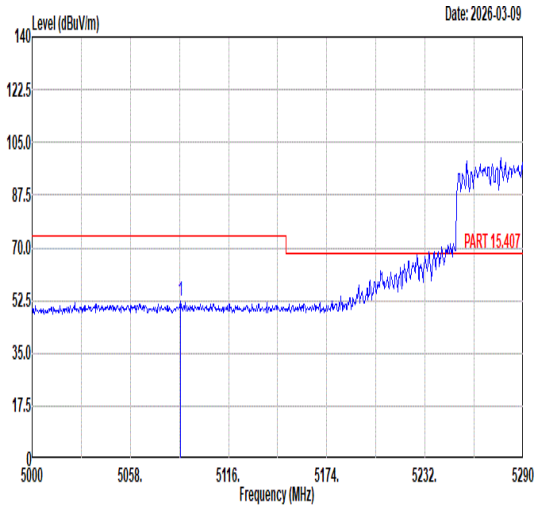 Freq Level Limit Line Margin (dB) Read Level Ant Factor Cable Loss Preamp Factor APos TPos Remark 1 5087.58 52.29 74.00 -21.71 38.47 35.84 10.60 32.62 100 105 PEAK	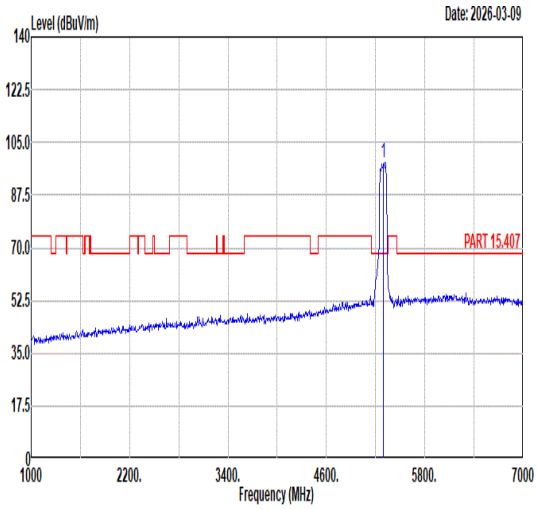 Freq Level Limit Line Margin (dB) Read Level Ant Factor Cable Loss Preamp Factor APos TPos Remark 1 5290.00 98.39 ------ ------ 84.55 35.93 10.58 32.67 100 105 PEAK
Avg	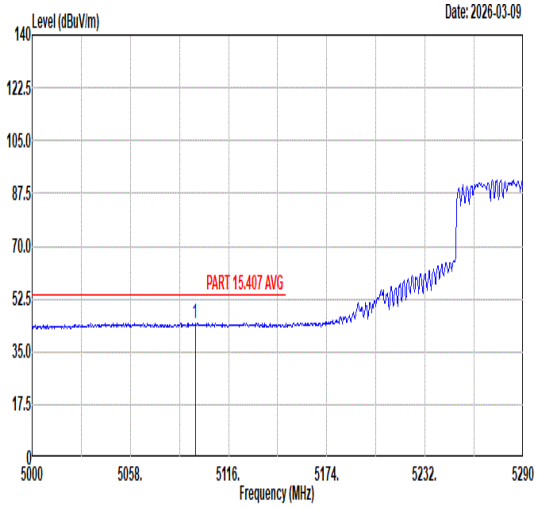 Freq Level Limit Line Margin (dB) Read Level Ant Factor Cable Loss Preamp Factor APos TPos Remark 1 5096.28 44.49 54.00 -9.51 30.65 35.84 10.62 32.62 100 105 AVERAGE	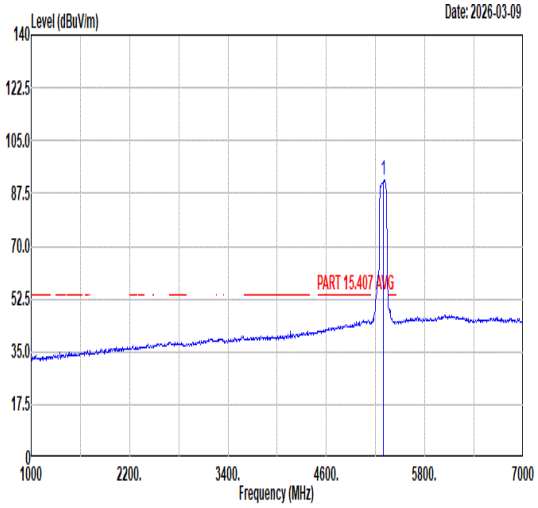 Freq Level Limit Line Margin (dB) Read Level Ant Factor Cable Loss Preamp Factor APos TPos Remark 1 5290.00 91.98 ------ ------ 78.12 35.92 10.60 32.66 100 105 AVERAGE

Mode	49	
	Band Edge - R	
	U-NII-2A_5.25-5.35_802.11ax HE80_CH58_Full RU_5290MHz	
ANT	4+6	
Pol.	Horizontal	Fundamental
Peak	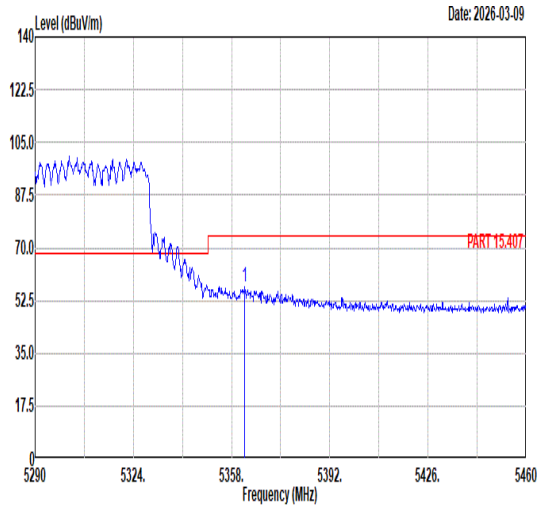 Freq Level Limit Line Margin (dB) Read Level Ant Factor Cable Loss Preamp Factor APos TPos Remark MHz dBuV/m dBuV/m dBuV dB/m dB dB cm deg 1 5362.59 57.04 74.00 -16.96 43.22 35.95 10.54 32.67 100 105 PEAK	Blank
Avg	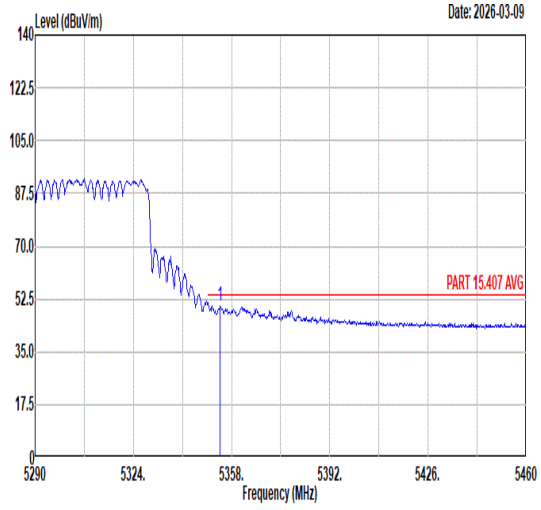 Freq Level Limit Line Margin (dB) Read Level Ant Factor Cable Loss Preamp Factor APos TPos Remark MHz dBuV/m dBuV/m dBuV dB/m dB dB cm deg 1 5354.09 50.38 54.00 -3.62 36.56 35.94 10.55 32.67 100 105 AVERAGE	Blank

Mode	49	
	Band Edge - L	
	U-NII-2A_5.25-5.35_802.11ax HE80_CH58_Full RU_5290MHz	
ANT	4+6	
Pol.	Vertical	Fundamental
Peak	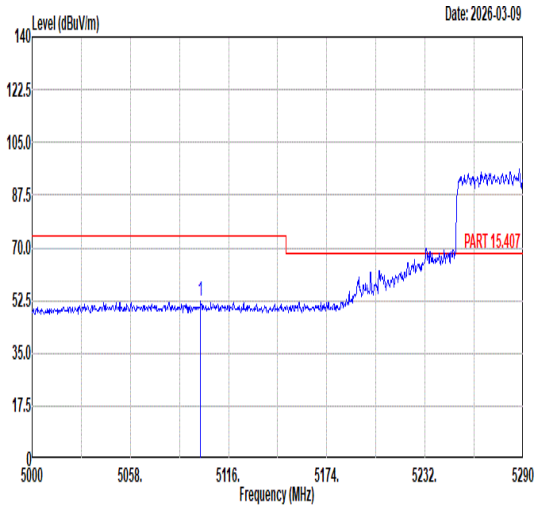 Freq Level Limit Line Margin (dB) Read Level Ant Factor Cable Loss Preamp Factor APos TPos Remark 1 5099.47 52.04 74.00 -21.96 38.21 35.84 10.61 32.62 369 259 PEAK	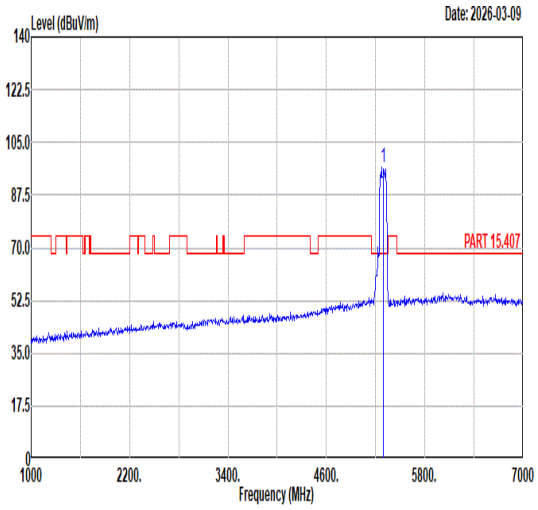 Freq Level Limit Line Margin (dB) Read Level Ant Factor Cable Loss Preamp Factor APos TPos Remark 1 5290.00 96.49 ------ ------ 82.68 35.91 10.55 32.65 369 259 PEAK
Avg	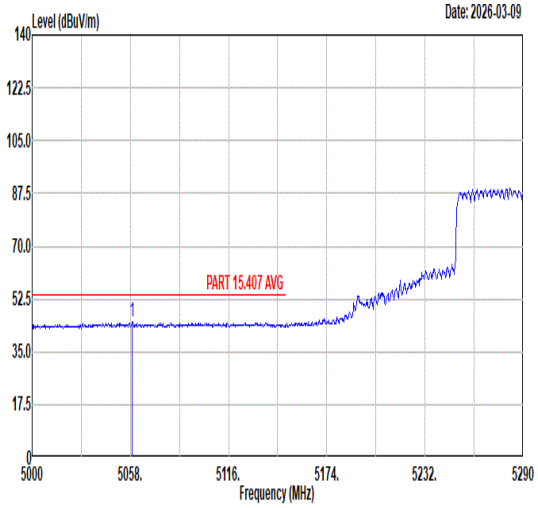 Freq Level Limit Line Margin (dB) Read Level Ant Factor Cable Loss Preamp Factor APos TPos Remark 1 5059.16 44.83 54.00 -9.17 31.10 35.82 10.52 32.61 369 259 AVERAGE	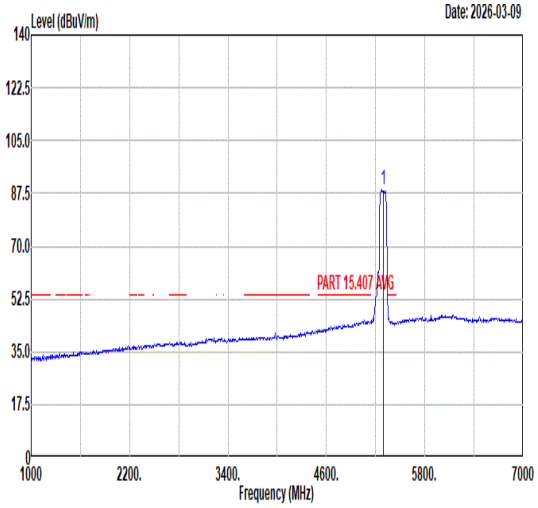 Freq Level Limit Line Margin (dB) Read Level Ant Factor Cable Loss Preamp Factor APos TPos Remark 1 5290.00 88.73 ------ ------ 74.92 35.91 10.55 32.65 369 259 AVERAGE

Mode	49	
	Band Edge - R	
	U-NII-2A_5.25-5.35_802.11ax HE80_CH58_Full RU_5290MHz	
ANT	4+6	
Pol.	Vertical	Fundamental
Peak	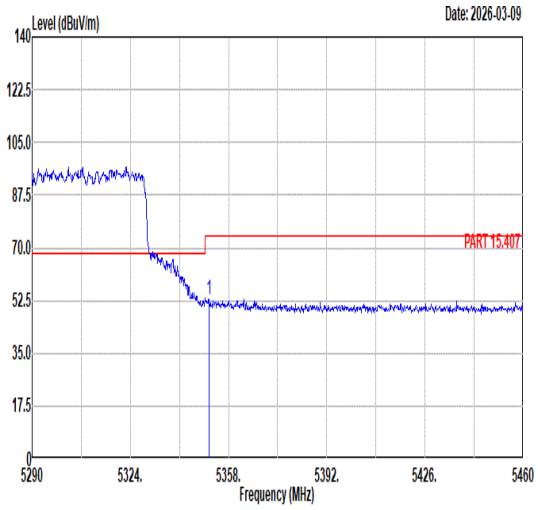 Freq Level Limit Line Margin (dB) Read Level Ant Factor Cable Loss Preamp Factor APos TPos Remark MHz dBuV/m dBuV/m dBuV dB/m dB dB cm deg 1 5351.20 53.05 74.00 -20.95 39.23 35.94 10.55 32.67 369 259 PEAK	Blank
Avg	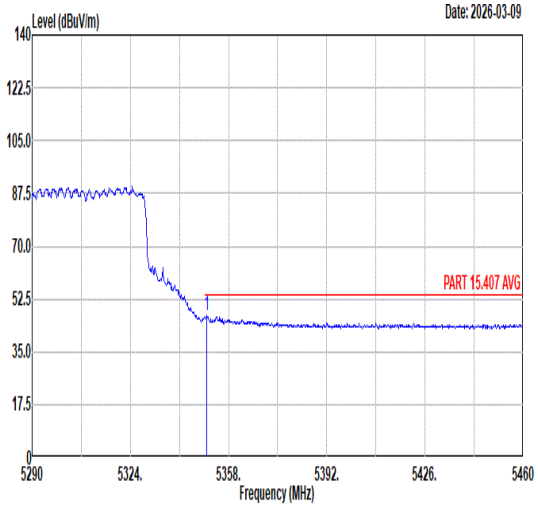 Freq Level Limit Line Margin (dB) Read Level Ant Factor Cable Loss Preamp Factor APos TPos Remark MHz dBuV/m dBuV/m dBuV dB/m dB dB cm deg 1 5350.52 46.78 54.00 -7.22 32.96 35.94 10.55 32.67 369 259 AVERAGE	Blank

Mode	49	
	Harmonic	
	U-NII-2A_5.25-5.35_802.11ax HE80_CH58_Full RU_5290MHz	
ANT	4+6	
Pol.	Horizontal	Vertical
Peak Avg	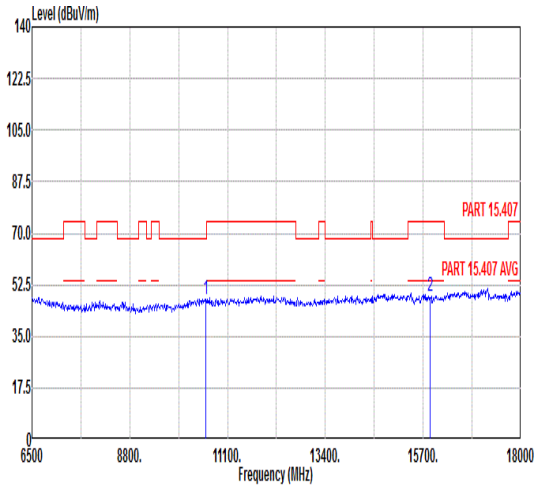 Freq Level Limit Line Margin Read Level Ant Factor Cable Loss Preamp Factor APos TPos Remark MHz dBuV/m dBuV/m dB dBuV dB/m dB dB cm deg 1 10580.00 47.46 68.30 -20.84 48.15 38.13 12.22 51.04 --- --- Peak 2 15870.00 48.59 74.00 -25.41 45.28 41.29 14.73 52.71 --- --- Peak	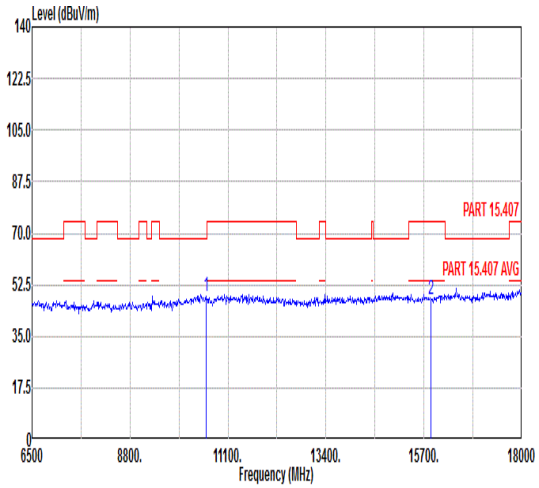 Freq Level Limit Line Margin Read Level Ant Factor Cable Loss Preamp Factor APos TPos Remark MHz dBuV/m dBuV/m dB dBuV dB/m dB dB cm deg 1 10580.00 48.36 68.30 -19.94 49.05 38.13 12.22 51.04 --- --- Peak 2 15870.00 47.79 74.00 -26.21 44.48 41.29 14.73 52.71 --- --- Peak

Mode	50
	Band Edge - L
	U-NII-2C_5.47-5.725_802.11ax HE80_CH106_Full RU_5530MHz
ANT	4+6

Pol.	Horizontal	Fundamental
Peak	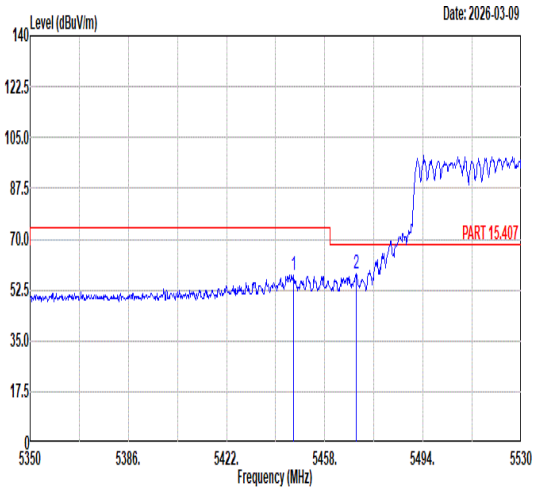 Freq Level Limit Line Margin (dB) Read Level Ant Factor Cable Loss Preamp Factor APos TPos Remark MHz dBuV/m dBuV/m dBuV dB/m dB dB cm deg 1 5446.48 57.74 74.00 -16.26 43.92 35.98 10.53 32.69 100 105 PEAK 2 5469.52 58.08 68.30 -10.22 44.23 35.99 10.55 32.69 100 105 PEAK	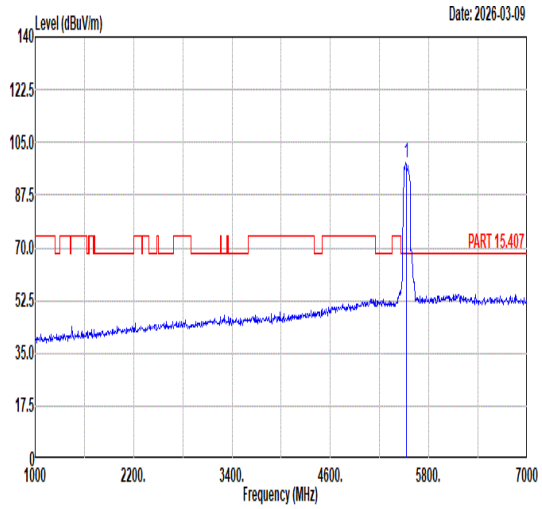 Freq Level Limit Line Margin (dB) Read Level Ant Factor Cable Loss Preamp Factor APos TPos Remark MHz dBuV/m dBuV/m dBuV dB/m dB dB cm deg 1 5530.00 98.21 ------ ------ 84.29 36.03 10.60 32.71 100 105 PEAK
Avg	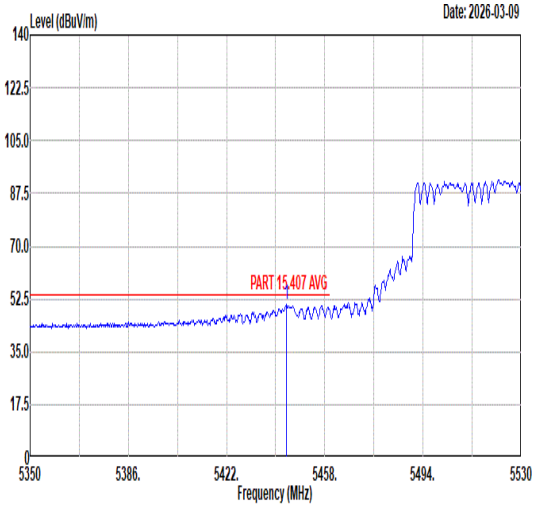 Freq Level Limit Line Margin (dB) Read Level Ant Factor Cable Loss Preamp Factor APos TPos Remark MHz dBuV/m dBuV/m dBuV dB/m dB dB cm deg 1 5443.96 50.48 54.00 -3.52 36.66 35.98 10.53 32.69 100 105 AVERAGE	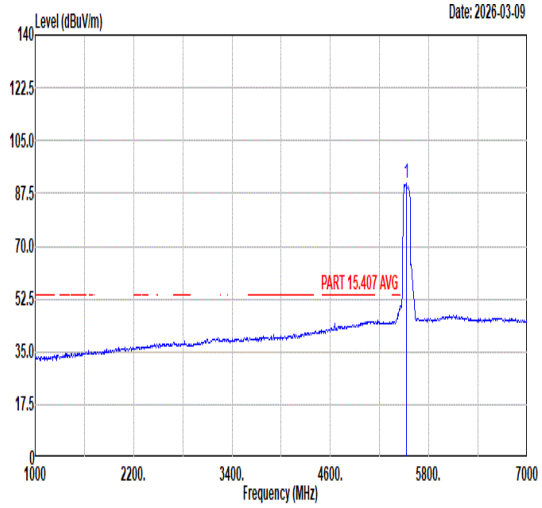 Freq Level Limit Line Margin (dB) Read Level Ant Factor Cable Loss Preamp Factor APos TPos Remark MHz dBuV/m dBuV/m dBuV dB/m dB dB cm deg 1 5530.00 91.01 ------ ------ 77.08 36.04 10.60 32.71 100 105 AVERAGE

Mode	50	
	Band Edge - R	
	U-NII-2C_5.47-5.725_802.11ax HE80_CH106_Full RU_5530MHz	
ANT	4+6	
Pol.	Horizontal	Fundamental
Peak	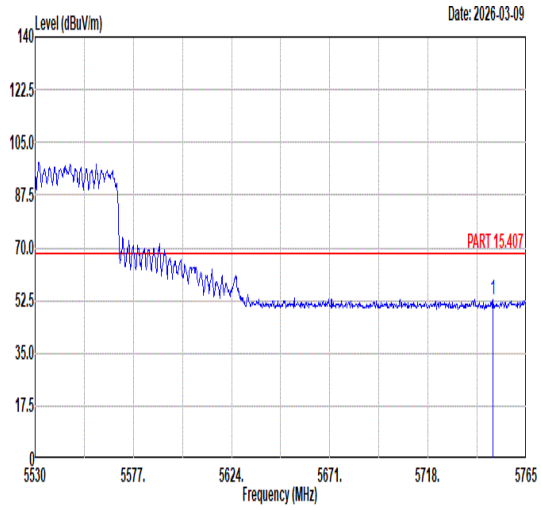 Freq Level Limit Line Margin (dB) Read Level Ant Factor Cable Loss Preamp Factor APos TPos Remark MHz dBuV/m dBuV/m dBuV dB/m dB dB cm deg 1 5749.02 53.08 68.30 -15.22 38.62 36.40 10.86 32.80 100 105 PEAK	Blank

Mode	50	
	Band Edge - L	
	U-NII-2C_5.47-5.725_802.11ax HE80_CH106_Full RU_5530MHz	
ANT	4+6	
Pol.	Vertical	Fundamental
Peak	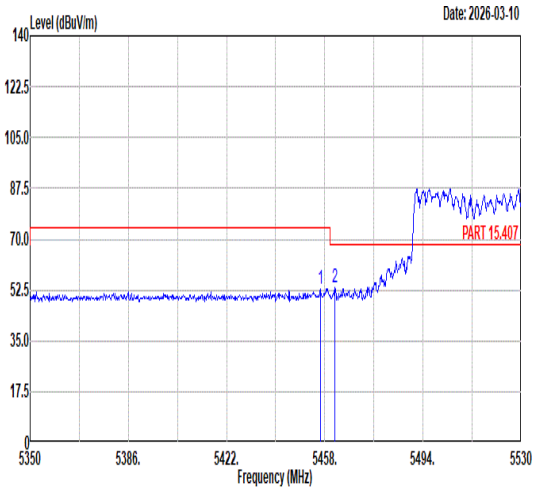 Freq Level Limit Line Margin (dB) Read Level Ant Factor Cable Loss Preamp Factor APos TPos Remark MHz dBuV/m dBuV/m dBuV dB/m dB dB cm deg 1 5456.38 53.03 74.00 -20.97 39.20 35.98 10.54 32.69 353 234 PEAK 2 5461.78 53.31 68.30 -14.99 39.47 35.98 10.55 32.69 353 234 PEAK	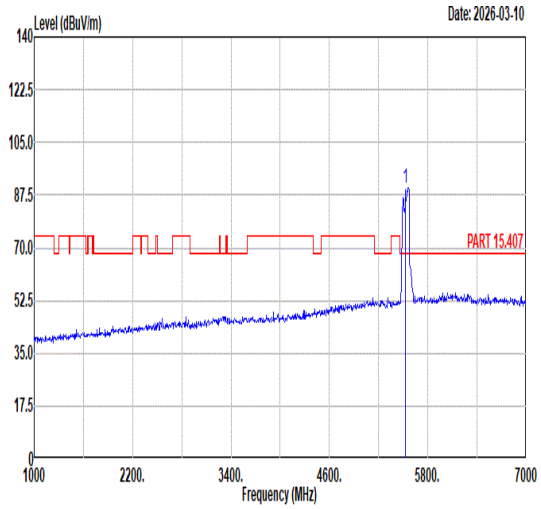 Freq Level Limit Line Margin (dB) Read Level Ant Factor Cable Loss Preamp Factor APos TPos Remark MHz dBuV/m dBuV/m dBuV dB/m dB dB cm deg 1 5530.00 90.04 ------ ------ 76.01 36.10 10.65 32.72 353 234 PEAK
Avg	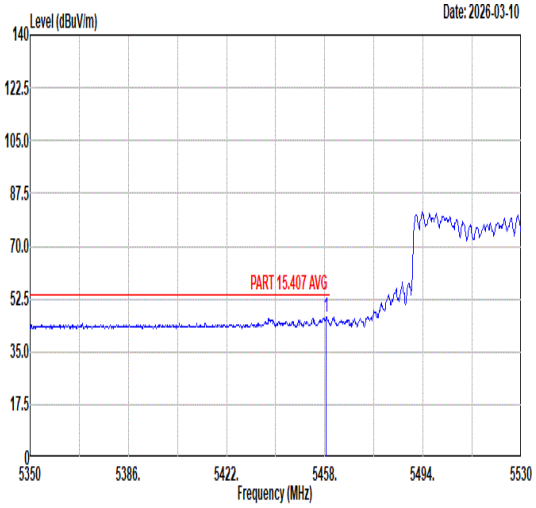 Freq Level Limit Line Margin (dB) Read Level Ant Factor Cable Loss Preamp Factor APos TPos Remark MHz dBuV/m dBuV/m dBuV dB/m dB dB cm deg 1 5458.54 46.35 54.00 -7.65 32.52 35.98 10.54 32.69 353 234 AVERAGE	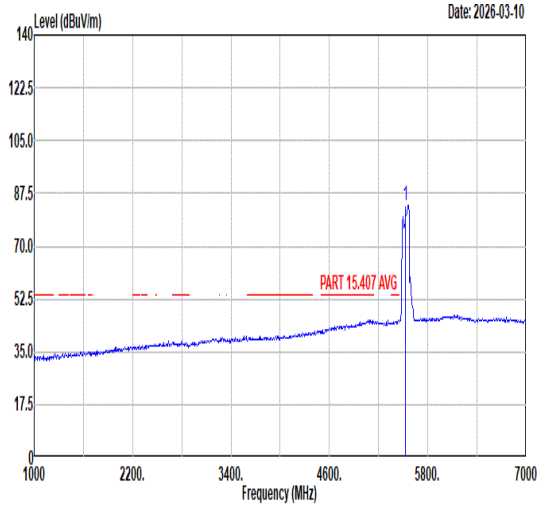 Freq Level Limit Line Margin (dB) Read Level Ant Factor Cable Loss Preamp Factor APos TPos Remark MHz dBuV/m dBuV/m dBuV dB/m dB dB cm deg 1 5530.00 83.59 ------ ------ 69.55 36.11 10.66 32.73 353 234 AVERAGE

Mode	50	
	Band Edge - R	
	U-NII-2C_5.47-5.725_802.11ax HE80_CH106_Full RU_5530MHz	
ANT	4+6	
Pol.	Vertical	Fundamental
Peak	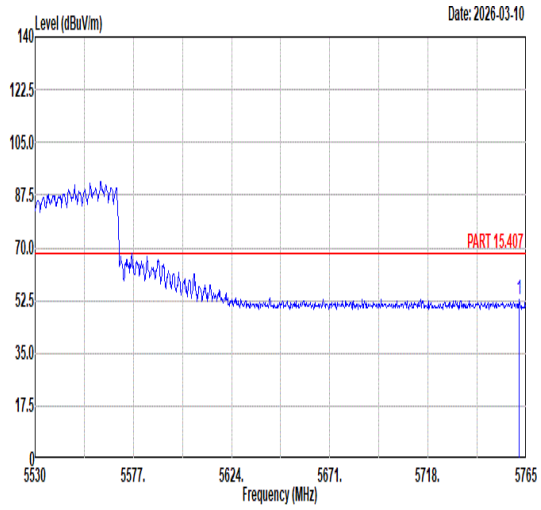 Freq Level Limit Line Margin (dB) Read Level Ant Factor Cable Loss Preamp Factor APos TPos Remark MHz dBuV/m dBuV/m dBuV dB/m dB dB cm deg 1 5761.48 52.99 68.30 -15.31 38.52 36.42 10.85 32.80 353 234 PEAK	Blank

Mode	50	
	Harmonic	
	U-NII-2C_5.47-5.725_802.11ax HE80_CH106_Full RU_5530MHz	
ANT	4+6	
Pol.	Horizontal	Vertical
Peak Avg	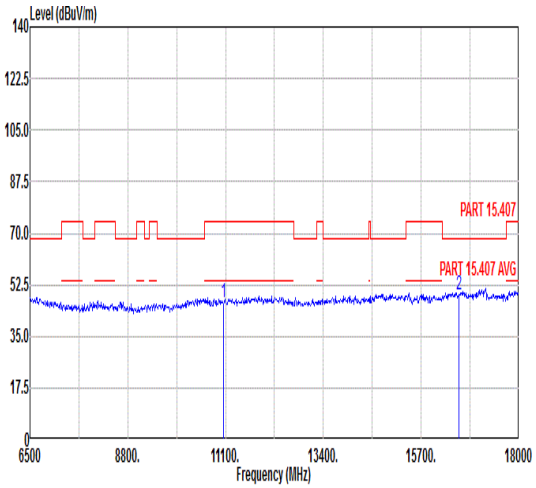 Freq Level Limit Line Margin Read Level Ant Factor Cable Loss Preamp Factor APos TPos Remark MHz dBuV/m dBuV/m dB dBuV dB/m dB dB cm deg 1 11060.00 46.37 74.00 -27.63 45.73 38.32 12.57 50.25 --- --- Peak 2 16590.00 49.30 68.30 -19.00 44.77 42.10 15.23 52.80 --- --- Peak	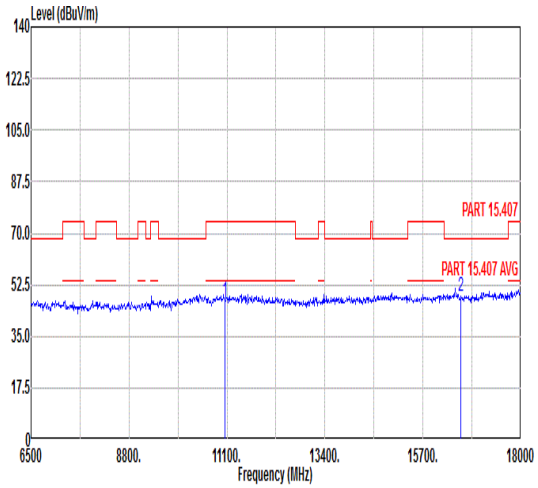 Freq Level Limit Line Margin Read Level Ant Factor Cable Loss Preamp Factor APos TPos Remark MHz dBuV/m dBuV/m dB dBuV dB/m dB dB cm deg 1 11060.00 46.86 74.00 -27.14 46.22 38.32 12.57 50.25 --- --- Peak 2 16590.00 48.77 68.30 -19.53 44.24 42.10 15.23 52.80 --- --- Peak

Mode	51	
	Band Edge - L	
	U-NII-2C_5.47-5.725_802.11ax HE80_CH122_Full RU_5610MHz	
ANT	4+6	
Pol.	Horizontal	Fundamental
Peak	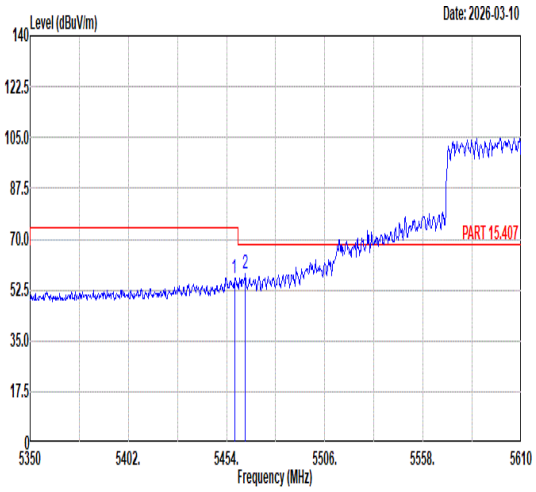 Freq Level Limit Line Margin (dB) Read Level Ant Factor Cable Loss Preamp Factor APos TPos Remark MHz dBuV/m dBuV/m dBuV dB/m dB dB cm deg 1 5458.16 56.67 74.00 -17.33 42.84 35.98 10.54 32.69 100 52 PEAK 2 5463.88 58.07 68.30 -10.23 44.22 35.99 10.55 32.69 100 52 PEAK	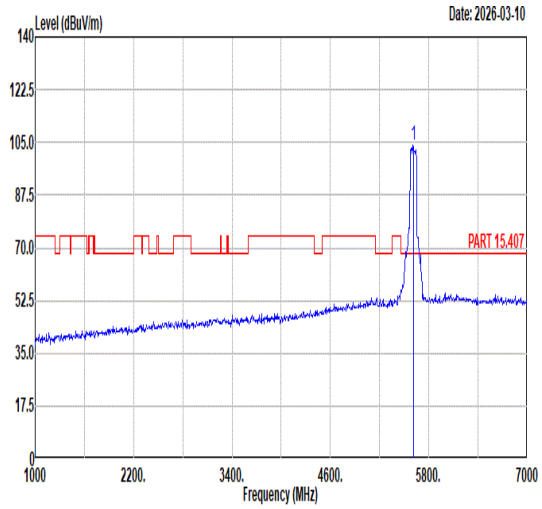 Freq Level Limit Line Margin (dB) Read Level Ant Factor Cable Loss Preamp Factor APos TPos Remark MHz dBuV/m dBuV/m dBuV dB/m dB dB cm deg 1 5610.00 103.92 ------ ------ 89.80 36.16 10.70 32.74 100 52 PEAK
Avg	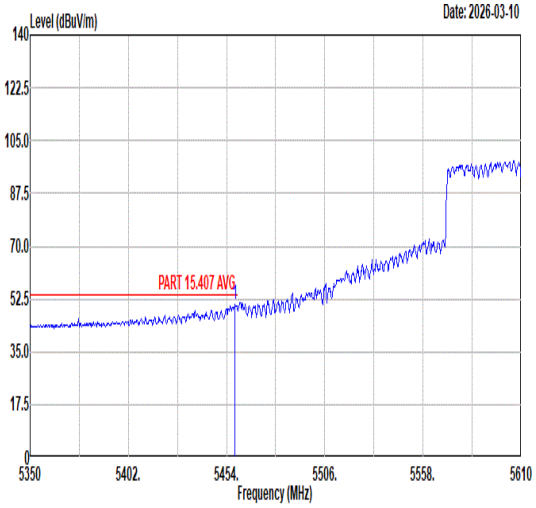 Freq Level Limit Line Margin (dB) Read Level Ant Factor Cable Loss Preamp Factor APos TPos Remark MHz dBuV/m dBuV/m dBuV dB/m dB dB cm deg 1 5458.42 50.57 54.00 -3.43 36.74 35.98 10.54 32.69 100 52 AVERAGE	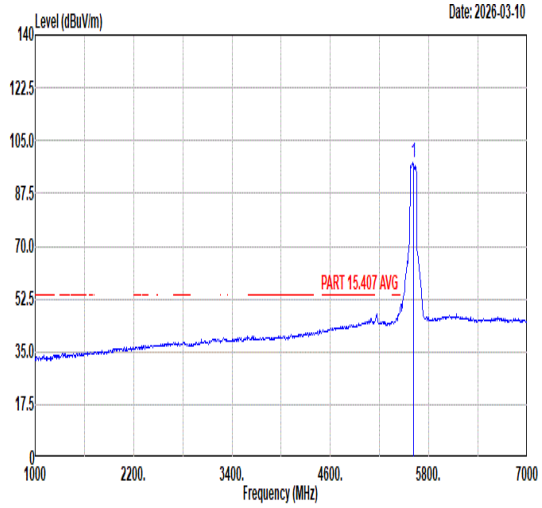 Freq Level Limit Line Margin (dB) Read Level Ant Factor Cable Loss Preamp Factor APos TPos Remark MHz dBuV/m dBuV/m dBuV dB/m dB dB cm deg 1 5610.00 97.64 ------ ------ 83.52 36.16 10.70 32.74 100 52 AVERAGE

Mode	51	
	Band Edge - R	
	U-NII-2C_5.47-5.725_802.11ax HE80_CH122_Full RU_5610MHz	
ANT	4+6	
Pol.	Horizontal	Fundamental
Peak	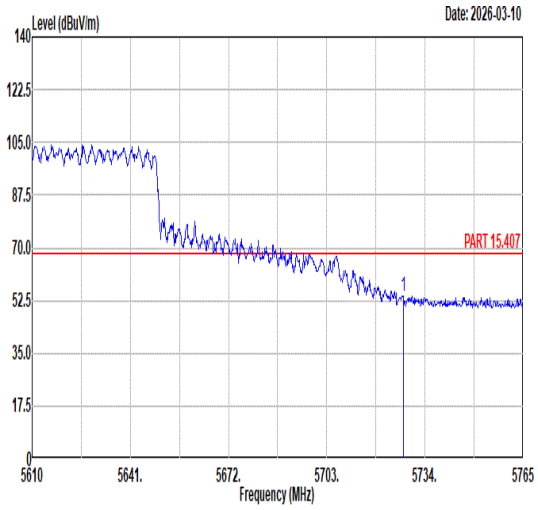 Freq Level Limit Line Margin (dB) Read Level Ant Factor Cable Loss Preamp Factor APos TPos Remark MHz dBuV/m dBuV/m dBuV dB/m dB dB cm deg 1 5727.18 54.13 68.30 -14.17 39.69 36.36 10.87 32.79 100 52 PEAK	Blank

Mode	51
	Band Edge - L
	U-NII-2C_5.47-5.725_802.11ax HE80_CH122_Full RU_5610MHz
ANT	4+6

Pol.	Vertical	Fundamental
Peak	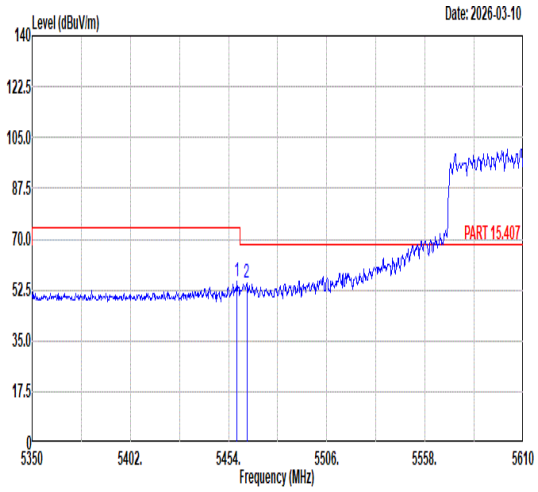 Freq Level Limit Line Margin (dB) Read Level Ant Factor Cable Loss Preamp Factor APos TPos Remark MHz dBuV/m dBuV/m dBuV dB/m dB dB cm deg 1 5458.42 55.25 74.00 -18.75 41.42 35.98 10.54 32.69 371 231 PEAK 2 5463.62 55.13 68.30 -13.17 41.28 35.99 10.55 32.69 371 231 PEAK	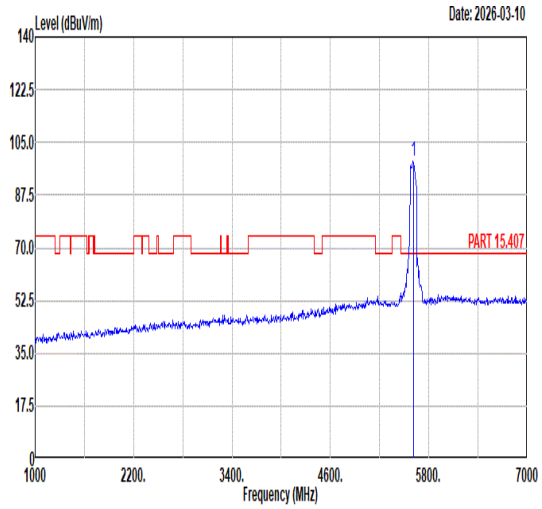 Freq Level Limit Line Margin (dB) Read Level Ant Factor Cable Loss Preamp Factor APos TPos Remark MHz dBuV/m dBuV/m dBuV dB/m dB dB cm deg 1 5610.00 98.88 ------ ------ 84.74 36.17 10.71 32.74 371 231 PEAK
Avg	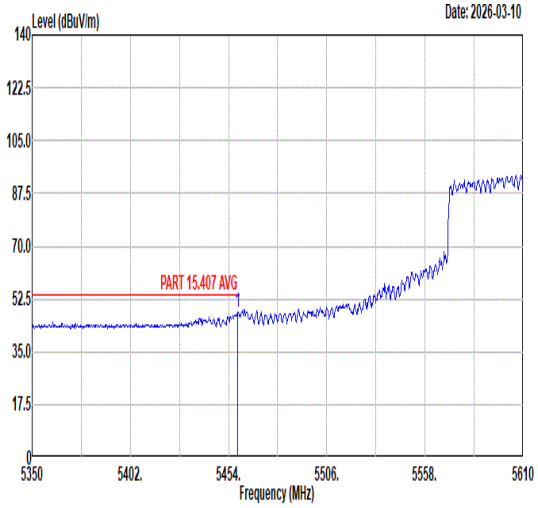 Freq Level Limit Line Margin (dB) Read Level Ant Factor Cable Loss Preamp Factor APos TPos Remark MHz dBuV/m dBuV/m dBuV dB/m dB dB cm deg 1 5458.94 48.28 54.00 -5.72 34.45 35.98 10.54 32.69 371 231 AVERAGE	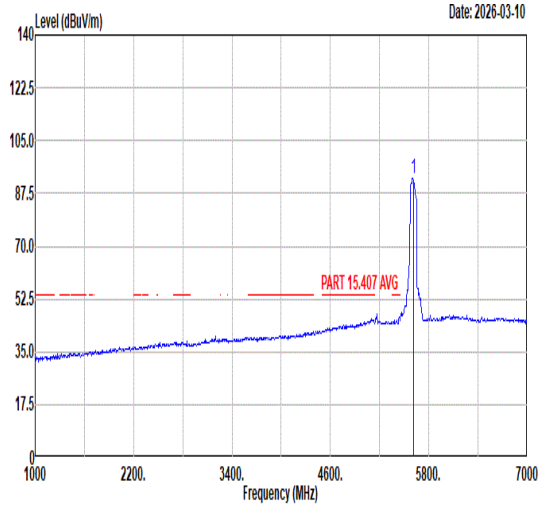 Freq Level Limit Line Margin (dB) Read Level Ant Factor Cable Loss Preamp Factor APos TPos Remark MHz dBuV/m dBuV/m dBuV dB/m dB dB cm deg 1 5610.00 92.53 ------ ------ 78.41 36.16 10.70 32.74 371 231 AVERAGE

Mode	51	
	Band Edge - R	
	U-NII-2C_5.47-5.725_802.11ax HE80_CH122_Full RU_5610MHz	
ANT	4+6	
Pol.	Vertical	Fundamental
Peak	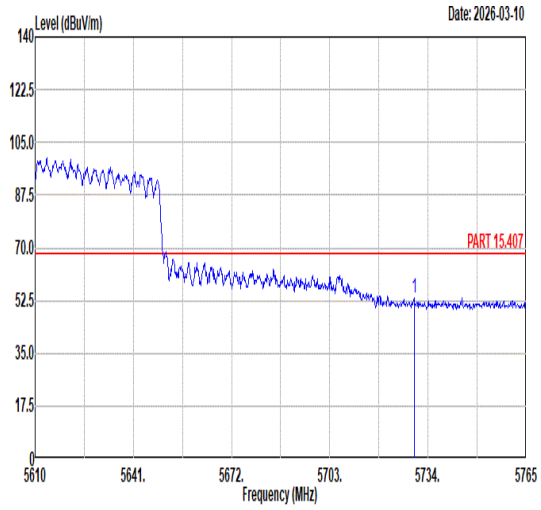 Freq Level Limit Line Margin (dB) Read Level Ant Factor Cable Loss Preamp Factor APos TPos Remark MHz dBuV/m dBuV/m dBuV dB/m dB dB cm deg 1 5729.66 53.62 68.30 -14.68 39.17 36.37 10.87 32.79 371 231 PEAK	Blank

Mode	51	
	Harmonic	
	U-NII-2C_5.47-5.725_802.11ax HE80_CH122_Full RU_5610MHz	
ANT	4+6	
Pol.	Horizontal	Vertical
Peak Avg	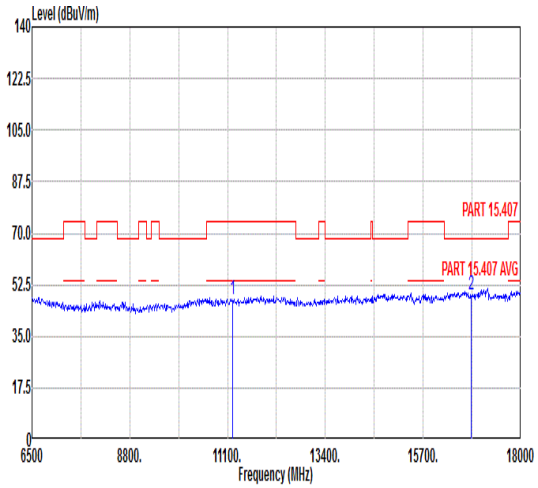 Freq Level Limit Line Margin Read Level Ant Factor Cable Loss Preamp Factor APos TPos Remark MHz dBuV/m dBuV/m dB dBuV dB/m dB dB cm deg 1 11220.00 47.30 74.00 -26.70 46.65 38.37 12.68 50.40 --- --- Peak 2 16830.00 48.94 68.30 -19.36 43.96 42.37 15.41 52.80 --- --- Peak	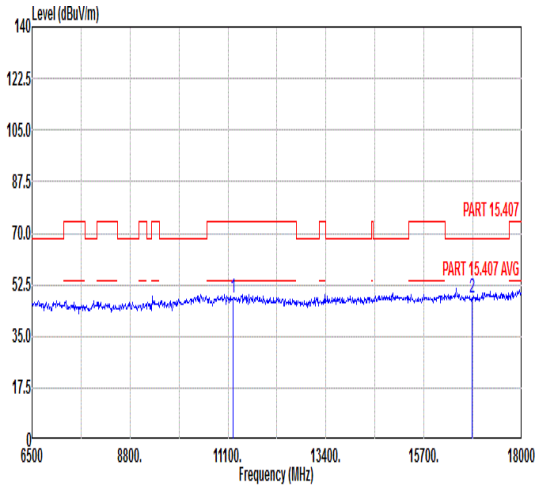 Freq Level Limit Line Margin Read Level Ant Factor Cable Loss Preamp Factor APos TPos Remark MHz dBuV/m dBuV/m dB dBuV dB/m dB dB cm deg 1 11220.00 48.08 74.00 -25.92 47.43 38.37 12.68 50.40 --- --- Peak 2 16830.00 47.82 68.30 -20.48 42.84 42.37 15.41 52.80 --- --- Peak

Mode	52	
	Band Edge	
	U-NII-2C_5.47-5.85_802.11ax HE20_CH144_Full RU_5720MHz	
ANT	4+6	
Pol.	Horizontal	Fundamental
Peak	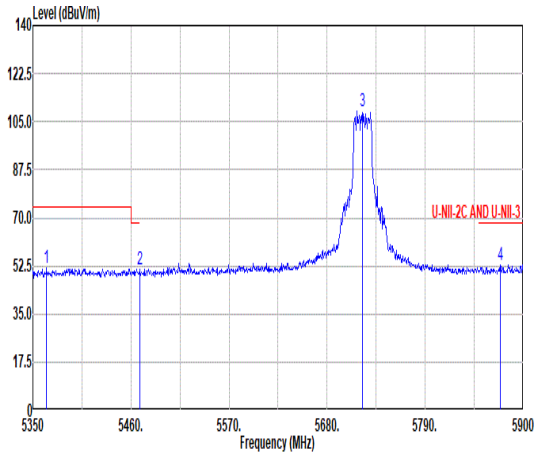 Freq Level Limit Line Margin Read Level Ant Factor Cable Loss Preamp Factor APos Remark TPos MHz dBuV/m dBuV/m dB dBuV dB/m dB dB cm deg 1 5365.40 51.70 74.00 -22.30 37.88 35.95 10.54 32.67 100 109 Peak 2 5469.90 51.06 68.30 -17.24 37.21 35.99 10.55 32.69 100 109 Peak 3 5720.00 108.72 ------ ------ 94.28 36.35 10.88 32.79 100 109 Peak 4 5874.15 53.05 68.30 -15.25 38.46 36.60 10.84 32.85 100 109 Peak	Blank
Avg	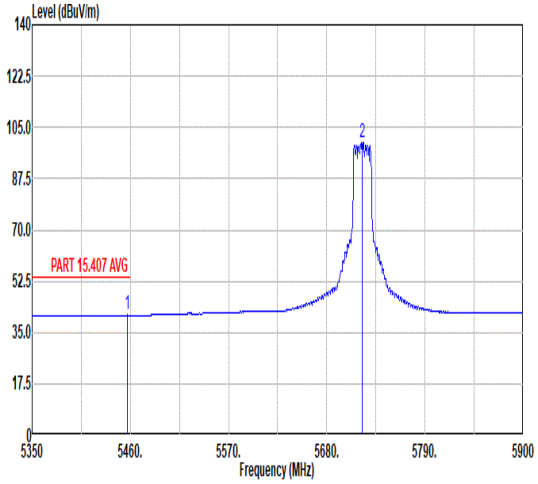 Freq Level Limit Line Margin Read Level Ant Factor Cable Loss Preamp Factor APos Remark TPos MHz dBuV/m dBuV/m dB dBuV dB/m dB dB cm deg 1 5456.70 40.95 54.00 -13.05 27.12 35.98 10.54 32.69 100 109 Peak 2 5720.00 99.85 ------ ------ 85.41 36.35 10.88 32.79 100 109 Average	Blank

Mode	52	
	Band Edge	
	U-NII-2C_5.47-5.85_802.11ax HE20_CH144_Full RU_5720MHz	
ANT	4+6	
Pol.	Vertical	Fundamental
Peak	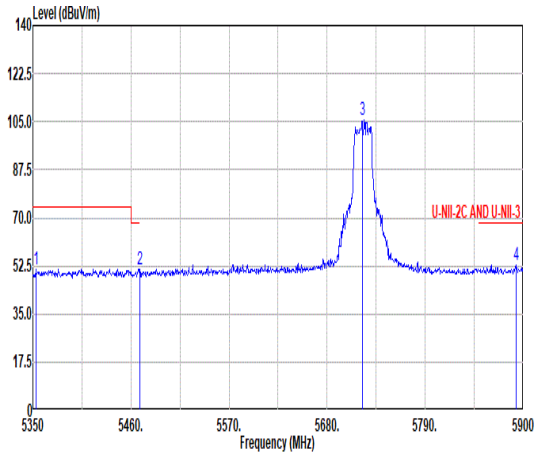 Freq Level Limit Line Margin Read Level Ant Factor Cable Loss Preamp Factor APos Remark TPos MHz dBuV/m dBuV/m dB dBuV dB/m dB dB cm deg 1 5353.30 51.35 74.00 -22.65 37.53 35.94 10.55 32.67 353 261 Peak 2 5469.90 51.25 68.30 -17.05 37.40 35.99 10.55 32.69 353 261 Peak 3 5720.00 105.68 ------ ------ 91.24 36.35 10.88 32.79 353 261 Peak 4 5891.75 52.82 68.30 -15.48 38.21 36.63 10.84 32.86 353 261 Peak	Blank
Avg	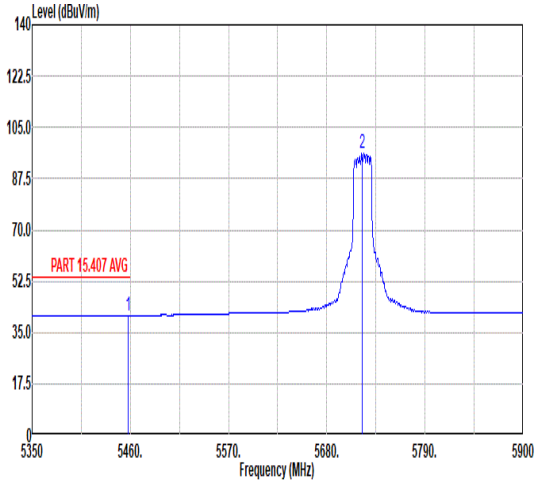 Freq Level Limit Line Margin Read Level Ant Factor Cable Loss Preamp Factor APos Remark TPos MHz dBuV/m dBuV/m dB dBuV dB/m dB dB cm deg 1 5457.80 40.80 54.00 -13.20 26.97 35.98 10.54 32.69 353 261 Peak 2 5720.00 95.95 ------ ------ 81.51 36.35 10.88 32.79 353 261 Average	Blank

Mode	52	
	Harmonic	
	U-NII-2C_5.47-5.85_802.11ax HE20_CH144_Full RU_5720MHz	
ANT	4+6	
Pol.	Horizontal	Vertical
Peak Avg	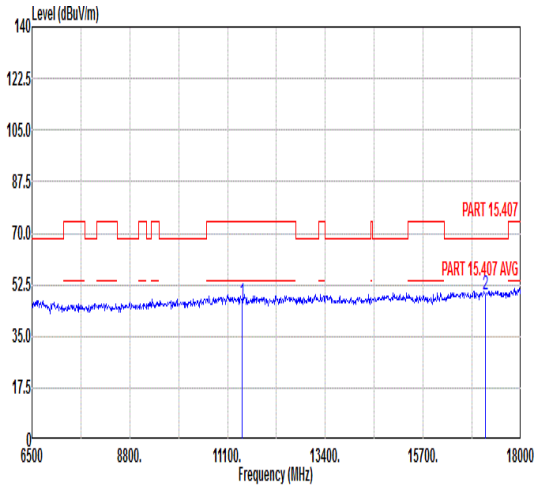 Freq Level Limit Line Margin Read Level Ant Factor Cable Loss Preamp Factor APos TPos Remark MHz dBuV/m dBuV/m dB dBuV dB/m dB dB cm deg 1 11440.00 46.50 74.00 -27.50 45.83 38.43 12.84 50.60 --- --- Peak 2 17160.00 49.33 68.30 -18.97 43.75 42.75 15.66 52.83 --- --- Peak	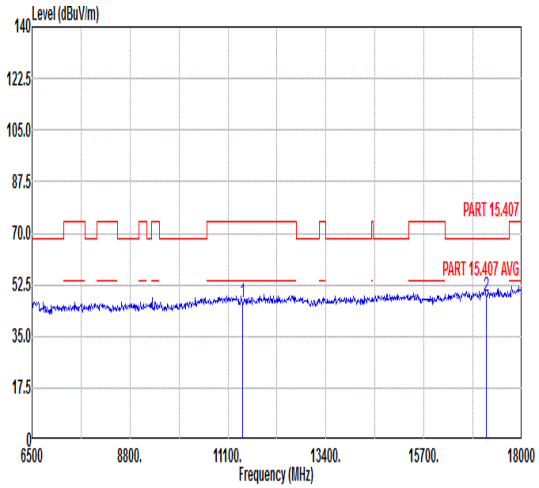 Freq Level Limit Line Margin Read Level Ant Factor Cable Loss Preamp Factor APos TPos Remark MHz dBuV/m dBuV/m dB dBuV dB/m dB dB cm deg 1 11440.00 46.73 74.00 -27.27 46.06 38.43 12.84 50.60 --- --- Peak 2 17160.00 48.63 68.30 -19.67 43.05 42.75 15.66 52.83 --- --- Peak

Mode	53	
	Band Edge	
	U-NII-2C_5.47-5.85_802.11ax HE40_CH142_Full RU_5710MHz	
ANT	4+6	
Pol.	Horizontal	Fundamental
Peak	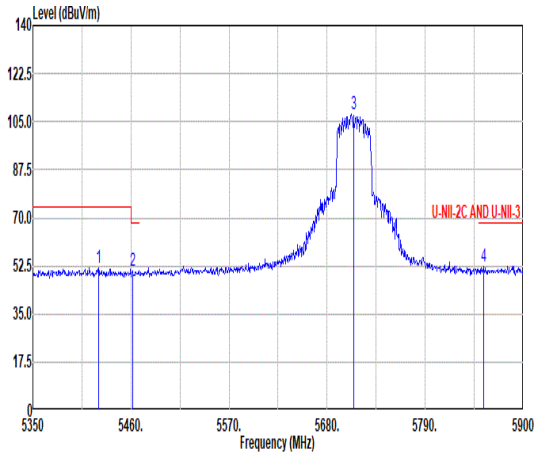 Freq Level Limit Line Margin Read Level Ant Factor Cable Loss Preamp Factor APos TPos Remark MHz dBuV/m dBuV/m dB dBuV dB/m dB dB cm deg 1 5423.70 51.67 74.00 -22.33 37.86 35.97 10.52 32.68 100 110 Peak 2 5461.65 50.80 68.30 -17.50 36.96 35.98 10.55 32.69 100 110 Peak 3 5710.00 107.79 ------ ------ 93.34 36.34 10.89 32.78 100 110 Peak 4 5856.00 52.40 68.30 -15.90 37.84 36.57 10.83 32.84 100 110 Peak	Blank
Avg	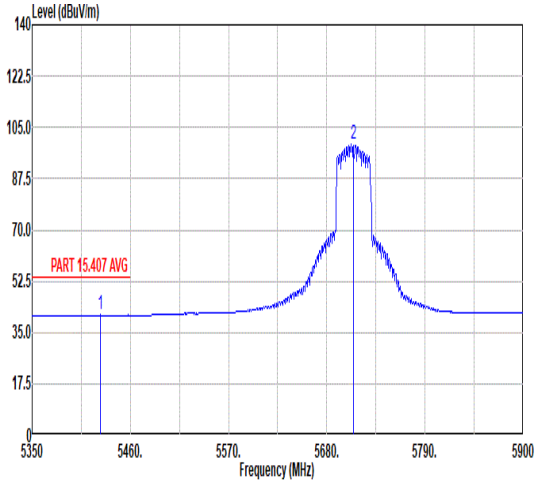 Freq Level Limit Line Margin Read Level Ant Factor Cable Loss Preamp Factor APos TPos Remark MHz dBuV/m dBuV/m dB dBuV dB/m dB dB cm deg 1 5426.45 40.96 54.00 -13.04 27.16 35.97 10.52 32.69 100 110 Peak 2 5710.00 99.07 ------ ------ 84.62 36.34 10.89 32.78 100 110 Average	Blank

Mode	53	
	Band Edge	
	U-NII-2C_5.47-5.85_802.11ax HE40_CH142_Full RU_5710MHz	
ANT	4+6	
Pol.	Vertical	Fundamental
Peak	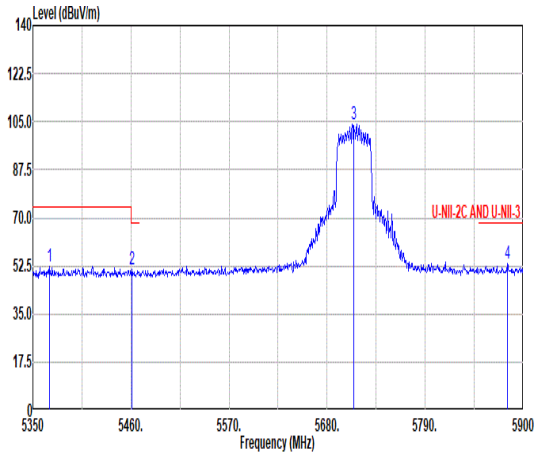 Freq Level Limit Line Margin Read Level Ant Factor Cable Loss Preamp Factor APos Remark TPos MHz dBuV/m dBuV/m dB dBuV dB/m dB dB cm deg 1 5368.70 52.29 74.00 -21.71 38.48 35.95 10.53 32.67 338 262 Peak 2 5461.10 51.29 68.30 -17.01 37.45 35.98 10.55 32.69 338 262 Peak 3 5710.00 104.24 ------ ------ 89.79 36.34 10.89 32.78 338 262 Peak 4 5882.40 53.11 68.30 -15.19 38.51 36.61 10.84 32.85 338 262 Peak	Blank
Avg	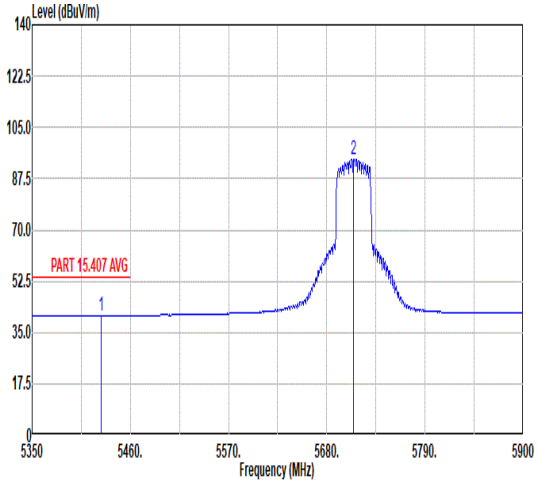 Freq Level Limit Line Margin Read Level Ant Factor Cable Loss Preamp Factor APos Remark TPos MHz dBuV/m dBuV/m dB dBuV dB/m dB dB cm deg 1 5427.55 40.79 54.00 -13.21 26.99 35.97 10.52 32.69 338 262 Peak 2 5710.00 94.21 ------ ------ 79.76 36.34 10.89 32.78 338 262 Average	Blank

Mode	53	
	Harmonic	
	U-NII-2C_5.47-5.85_802.11ax HE40_CH142_Full RU_5710MHz	
ANT	4+6	
Pol.	Horizontal	Vertical
Peak Avg	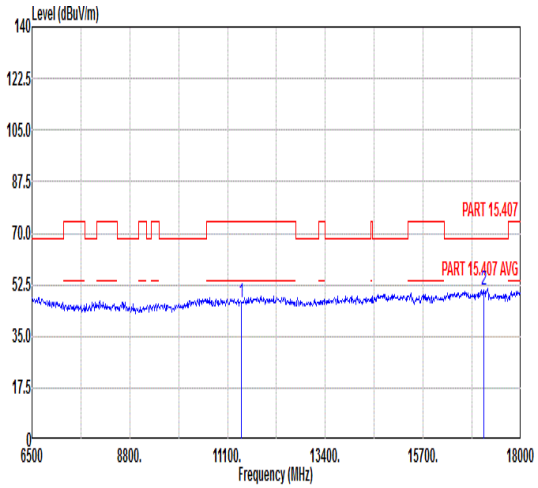 Freq Level Limit Line Margin Read Level Ant Factor Cable Loss Preamp Factor APos TPos Remark MHz dBuV/m dBuV/m dB dBuV dB/m dB dB cm deg 1 11420.00 46.33 74.00 -27.67 45.66 38.43 12.82 50.58 --- --- Peak 2 17130.00 50.68 68.30 -17.62 45.16 42.71 15.64 52.83 --- --- Peak	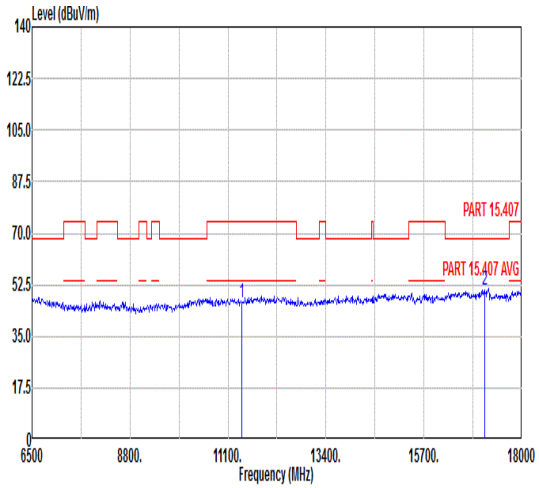 Freq Level Limit Line Aux6 Factor Read Level Ant Factor Cable Loss Preamp Factor APos TPos Remark MHz dBuV/m dBuV/m dB dBuV dB/m dB dB cm deg 1 11420.00 46.33 74.00 -27.67 45.66 38.43 12.82 50.58 --- --- Peak 2 17130.00 50.68 68.30 -17.62 45.16 42.71 15.64 52.83 --- --- Peak

Mode	54	
	Band Edge	
	U-NII-2C_5.47-5.85_802.11ax HE80_CH138_Full RU_5690MHz	
ANT	4+6	
Pol.	Horizontal	Fundamental
Peak	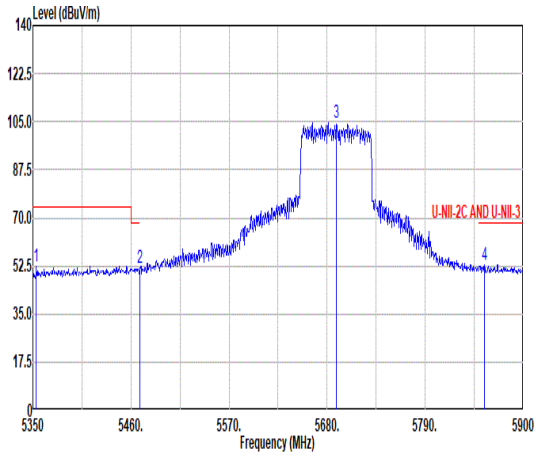 Freq Level Limit Line Margin Read Level Ant Factor Cable Loss Preamp Factor APos Remark TPos MHz dBuV/m dBuV/m dB dBuV dB/m dB dB cm deg 1 5353.85 52.46 74.00 -21.54 38.64 35.94 10.55 32.67 100 111 Peak 2 5469.90 51.52 68.30 -16.78 37.67 35.99 10.55 32.69 100 111 Peak 3 5690.00 104.49 ------ ------ 90.07 36.30 10.90 32.78 100 111 Peak 4 5856.55 53.00 68.30 -15.30 38.44 36.57 10.83 32.84 100 111 Peak	Blank
Avg	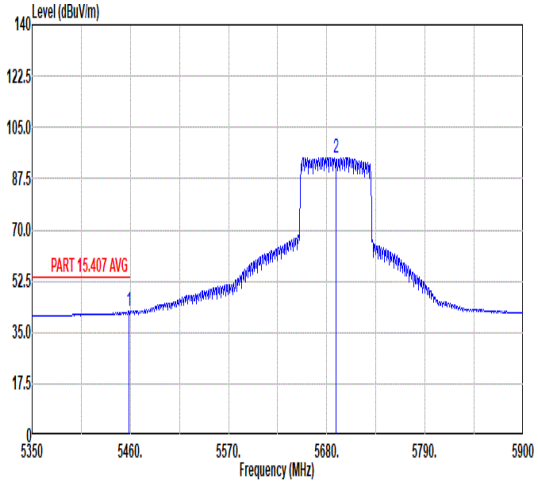 Freq Level Limit Line Margin Read Level Ant Factor Cable Loss Preamp Factor APos Remark TPos MHz dBuV/m dBuV/m dB dBuV dB/m dB dB cm deg 1 5458.35 42.07 54.00 -11.93 28.24 35.98 10.54 32.69 100 111 Peak 2 5690.00 94.67 ------ ------ 80.25 36.30 10.90 32.78 100 111 Average	Blank

Mode	54	
	Band Edge	
	U-NII-2C_5.47-5.85_802.11ax HE80_CH138_Full RU_5690MHz	
ANT	4+6	
Pol.	Vertical	Fundamental
Peak	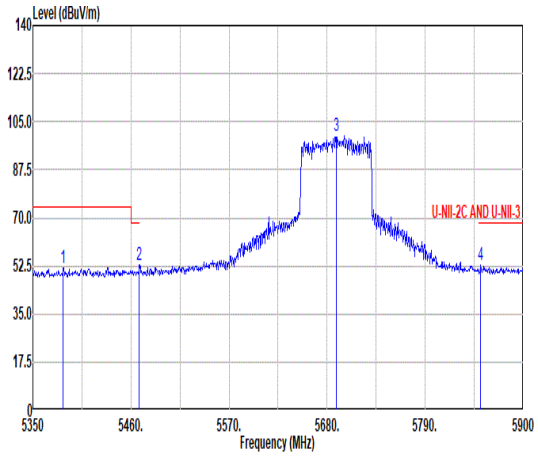 Freq Level Limit Line Margin Read Level Ant Factor Cable Loss Preamp Factor APos TPos Remark MHz dBuV/m dBuV/m dB dBuV dB/m dB dB cm deg 1 5384.10 51.64 74.00 -22.36 37.85 35.95 10.52 32.68 339 262 Peak 2 5469.35 52.89 68.30 -15.41 39.04 35.99 10.55 32.69 339 262 Peak 3 5690.00 99.99 ------ ------ 85.57 36.30 10.90 32.78 339 262 Peak 4 5852.15 52.60 68.30 -15.70 38.05 36.56 10.83 32.84 339 262 Peak	Blank
Avg	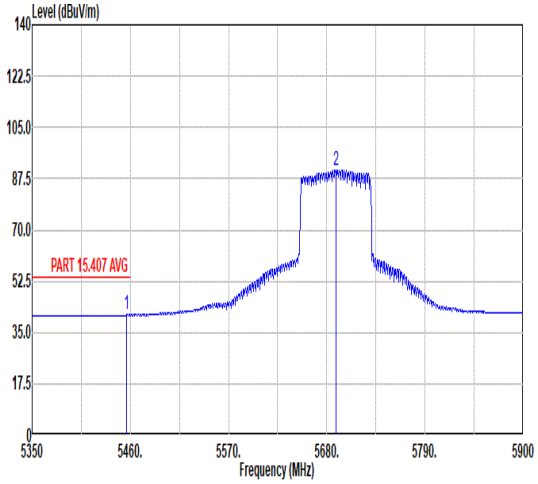 Freq Level Limit Line Margin Read Level Ant Factor Cable Loss Preamp Factor APos TPos Remark MHz dBuV/m dBuV/m dB dBuV dB/m dB dB cm deg 1 5456.15 40.99 54.00 -13.01 27.16 35.98 10.54 32.69 339 262 Peak 2 5690.00 90.44 ------ ------ 76.02 36.30 10.90 32.78 339 262 Average	Blank

Mode	54	
	Harmonic	
	U-NII-2C_5.47-5.85_802.11ax HE80_CH138_Full RU_5690MHz	
ANT	4+6	
Pol.	Horizontal	Vertical
Peak Avg	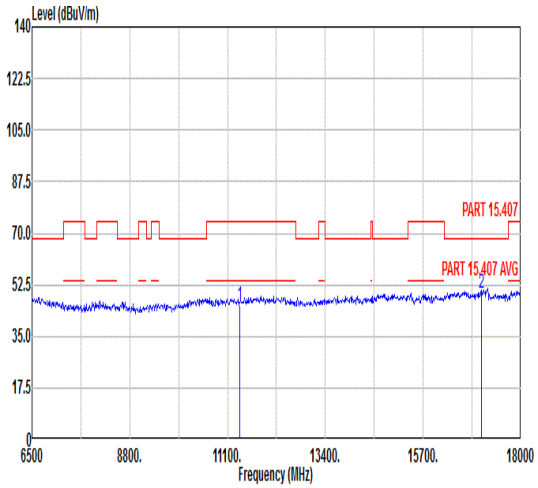 Freq Level Limit Line Margin Read Level Ant Factor Cable Loss Preamp Factor APos TPos Remark MHz dBuV/m dBuV/m dB dBuV dB/m dB dB cm deg 1 11380.00 45.48 74.00 -28.52 44.81 38.41 12.80 50.54 --- --- Peak 2 17070.00 49.53 68.30 -18.77 44.09 42.65 15.60 52.81 --- --- Peak	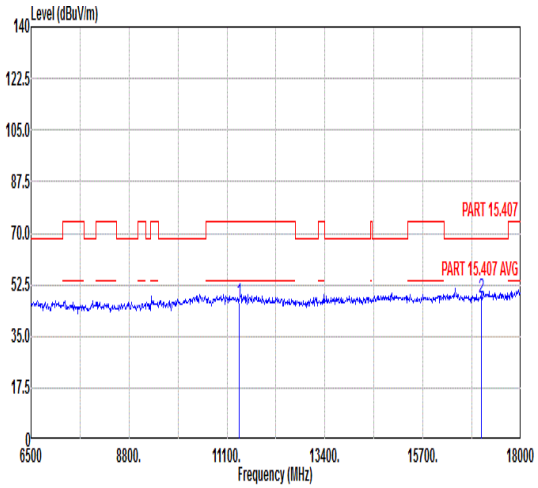 Freq Level Limit Line Margin Read Level Ant Factor Cable Loss Preamp Factor APos TPos Remark MHz dBuV/m dBuV/m dB dBuV dB/m dB dB cm deg 1 11380.00 46.68 74.00 -27.32 46.01 38.41 12.80 50.54 --- --- Peak 2 17070.00 48.19 68.30 -20.11 42.75 42.65 15.60 52.81 --- --- Peak

Mode	55	
	Band Edge	
	U-NII-1_5.15-5.25_802.11ax HE20_CH36_Partial RU 26/0_5180MHz	
ANT	4+6	
Pol.	Horizontal	Fundamental
Peak	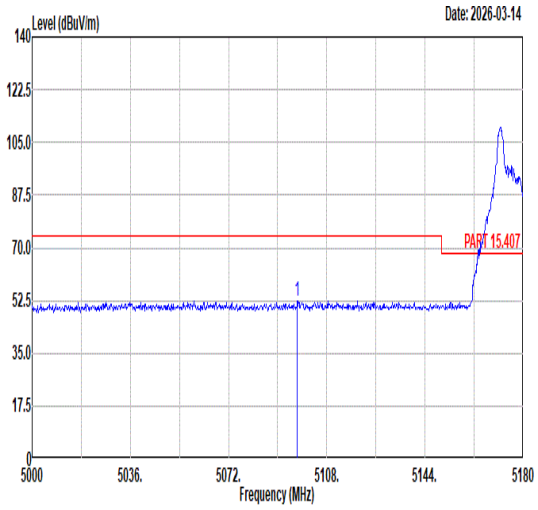 Freq Level Limit Line Margin (dB) Read Level Ant Factor Cable Loss Preamp Factor APos TPos Remark 1 5097.20 52.49 74.00 -21.51 38.65 35.84 10.62 32.62 321 143 PEAK	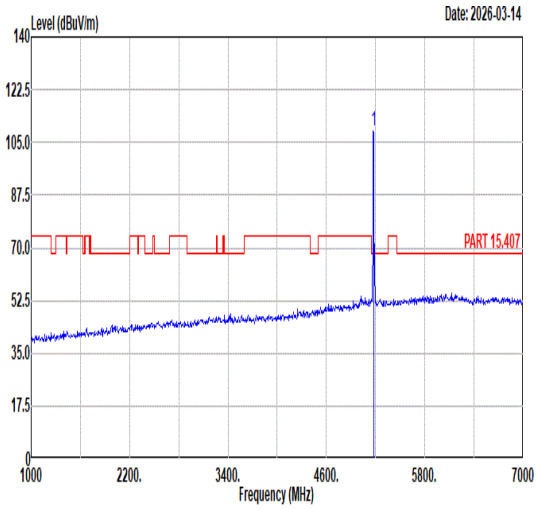 Freq Level Limit Line Margin (dB) Read Level Ant Factor Cable Loss Preamp Factor APos TPos Remark 1 5180.00 109.04 ------ ------ 95.33 35.87 10.47 32.63 321 143 PEAK
Avg	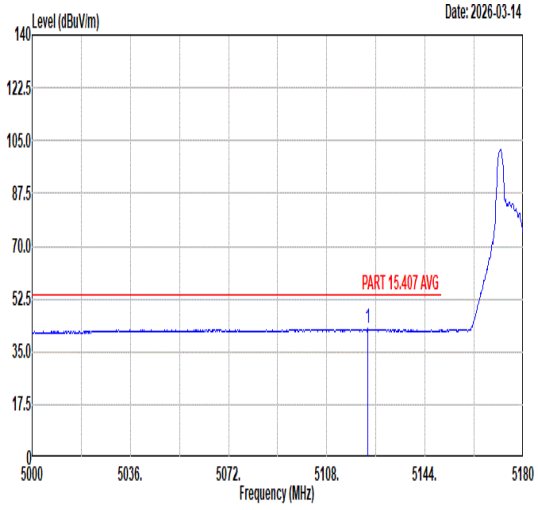 Freq Level Limit Line Margin (dB) Read Level Ant Factor Cable Loss Preamp Factor APos TPos Remark 1 5122.94 42.79 54.00 -11.21 28.99 35.85 10.57 32.62 321 143 AVERAGE	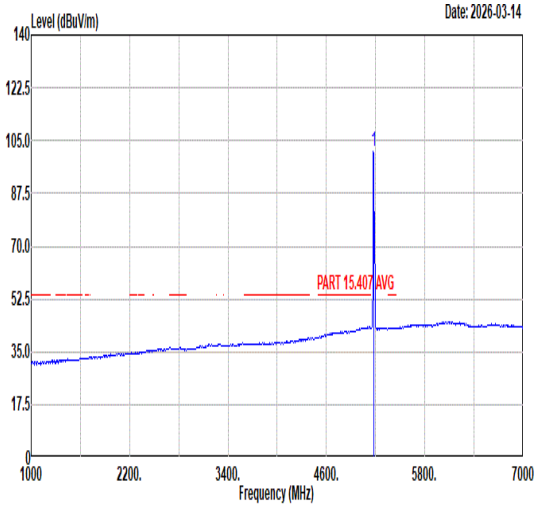 Freq Level Limit Line Margin (dB) Read Level Ant Factor Cable Loss Preamp Factor APos TPos Remark 1 5180.00 101.67 ------ ------ 87.96 35.87 10.47 32.63 321 143 AVERAGE

Mode	55	
	Band Edge	
	U-NII-1_5.15-5.25_802.11ax HE20_CH36_Partial RU 26/0_5180MHz	
ANT	4+6	
Pol.	Vertical	Fundamental
Peak	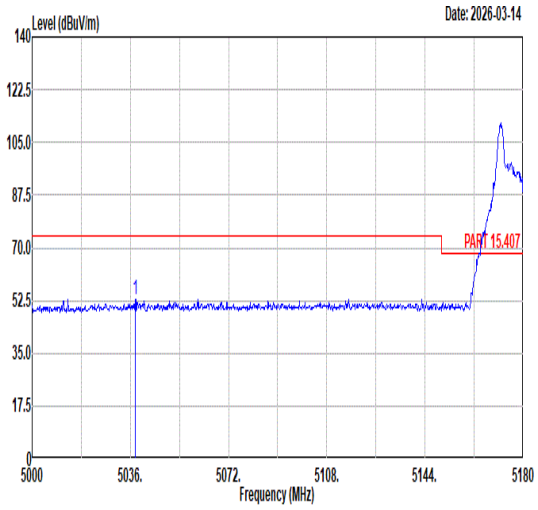 Freq Level Limit Line Margin (dB) Read Level Ant Factor Cable Loss Preamp Factor APos TPos Remark MHz dBuV/m dBuV/m dBuV dB/m dB dB cm deg 1 5037.80 52.86 74.00 -21.14 39.19 35.82 10.46 32.61 292 235 PEAK	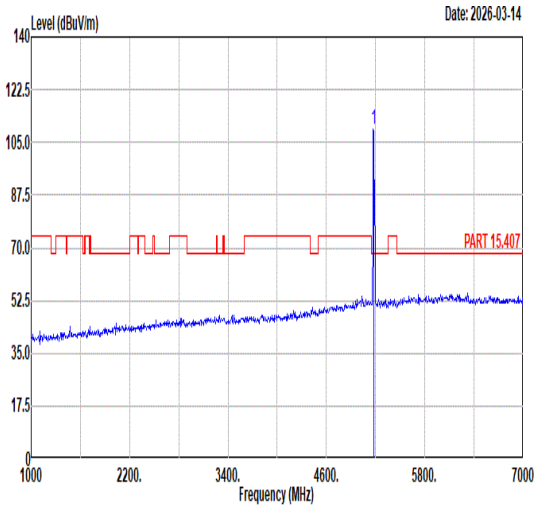 Freq Level Limit Line Margin (dB) Read Level Ant Factor Cable Loss Preamp Factor APos TPos Remark MHz dBuV/m dBuV/m dBuV dB/m dB dB cm deg 1 5180.00 109.11 ------ ------ 95.40 35.87 10.47 32.63 292 235 PEAK
Avg	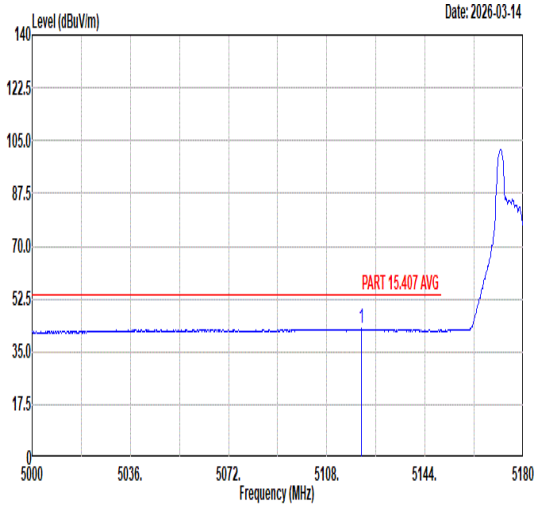 Freq Level Limit Line Margin (dB) Read Level Ant Factor Cable Loss Preamp Factor APos TPos Remark MHz dBuV/m dBuV/m dBuV dB/m dB dB cm deg 1 5120.60 42.55 54.00 -11.45 28.75 35.85 10.57 32.62 292 235 AVERAGE	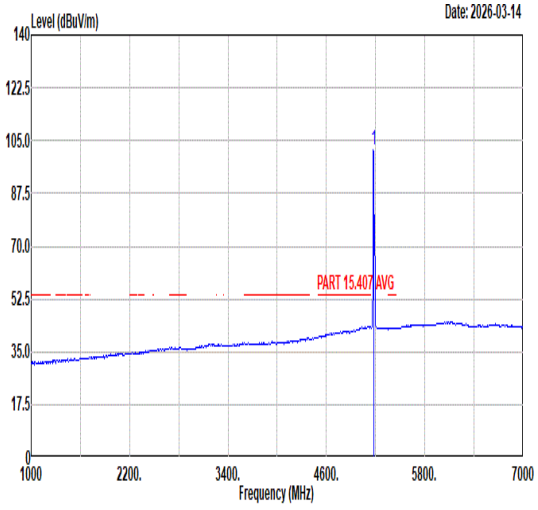 Freq Level Limit Line Margin (dB) Read Level Ant Factor Cable Loss Preamp Factor APos TPos Remark MHz dBuV/m dBuV/m dBuV dB/m dB dB cm deg 1 5180.00 101.88 ------ ------ 88.17 35.87 10.47 32.63 292 235 AVERAGE

Mode	56	
	Band Edge	
	U-NII-2A_5.25-5.35_802.11ax HE20_CH64_Partial RU 26/8_5320MHz	
ANT	4+6	
Pol.	Horizontal	Fundamental
Peak	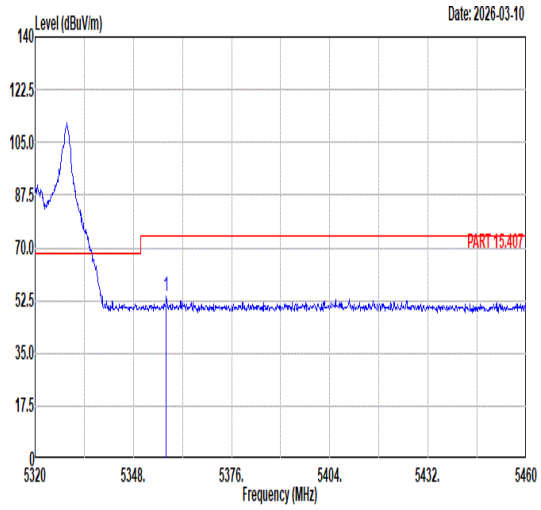 Freq Level Limit Line Margin (dB) Read Level Ant Factor Cable Loss Preamp Factor APos TPos Remark 1 5357.38 53.89 74.00 -20.11 40.08 35.94 10.54 32.67 121 98 PEAK	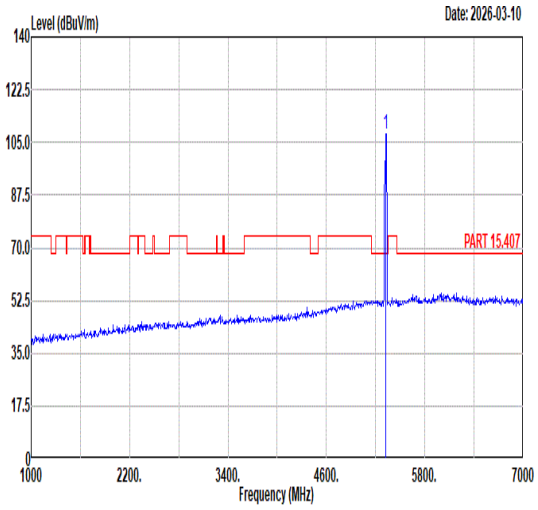 Freq Level Limit Line Margin (dB) Read Level Ant Factor Cable Loss Preamp Factor APos TPos Remark 1 5320.00 107.97 ------ ------ 94.13 35.93 10.58 32.67 121 98 PEAK
Avg	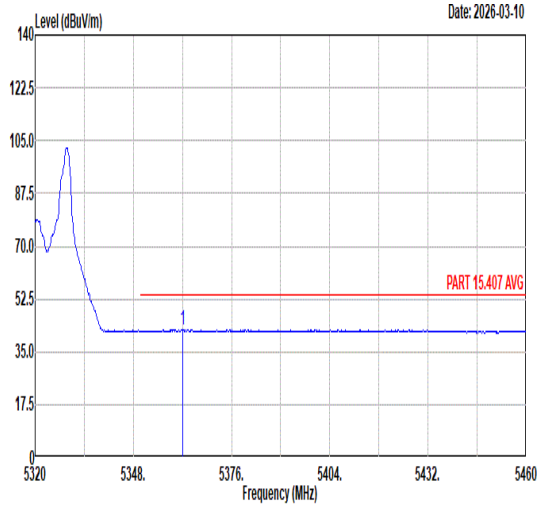 Freq Level Limit Line Margin (dB) Read Level Ant Factor Cable Loss Preamp Factor APos TPos Remark 1 5362.14 42.32 54.00 -11.68 28.51 35.94 10.54 32.67 121 98 AVERAGE	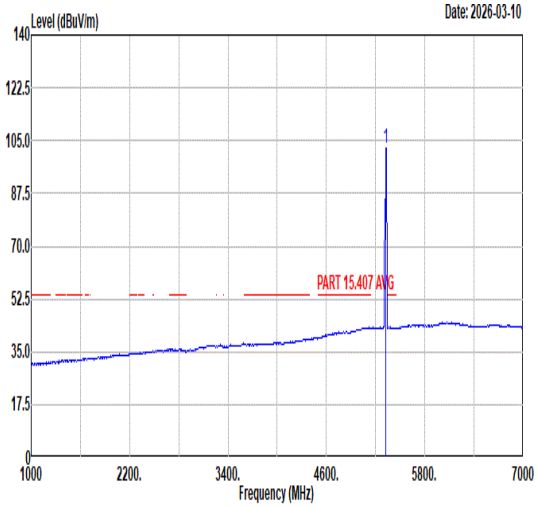 Freq Level Limit Line Margin (dB) Read Level Ant Factor Cable Loss Preamp Factor APos TPos Remark 1 5320.00 102.43 ------ ------ 88.60 35.93 10.57 32.67 121 98 AVERAGE

Mode	56	
	Band Edge	
	U-NII-2A_5.25-5.35_802.11ax HE20_CH64_Partial RU 26/8_5320MHz	
ANT	4+6	
Pol.	Vertical	Fundamental
Peak	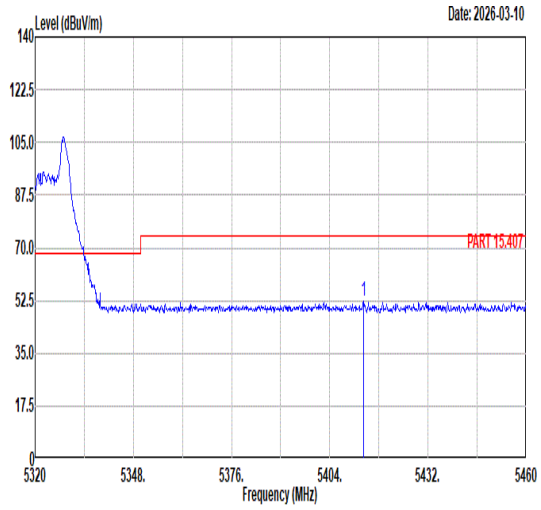 Freq Level Limit Line Margin (dB) Read Level Ant Factor Cable Loss Preamp Factor APos TPos Remark MHz dBuV/m dBuV/m dBuV dB/m dB dB cm deg 1 5413.66 52.11 74.00 -21.89 38.31 35.97 10.51 32.68 336 264 PEAK	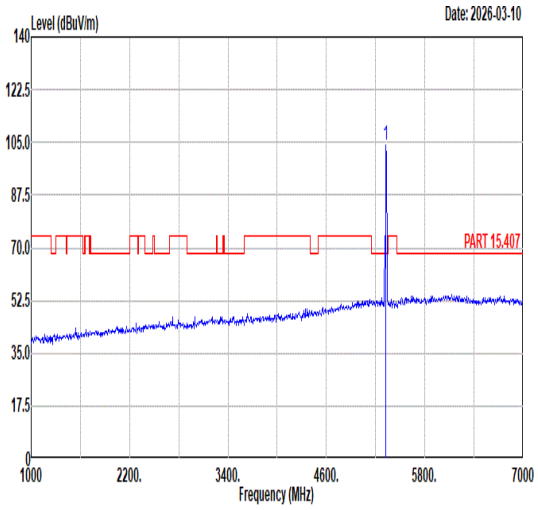 Freq Level Limit Line Margin (dB) Read Level Ant Factor Cable Loss Preamp Factor APos TPos Remark MHz dBuV/m dBuV/m dBuV dB/m dB dB cm deg 1 5320.00 104.21 ------ ------ 90.37 35.93 10.58 32.67 336 264 PEAK
Avg	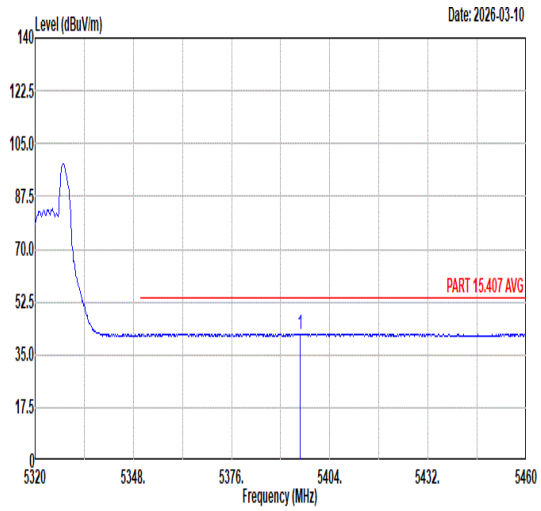 Freq Level Limit Line Margin (dB) Read Level Ant Factor Cable Loss Preamp Factor APos TPos Remark MHz dBuV/m dBuV/m dBuV dB/m dB dB cm deg 1 5395.60 41.87 54.00 -12.13 28.08 35.96 10.51 32.68 336 264 AVERAGE	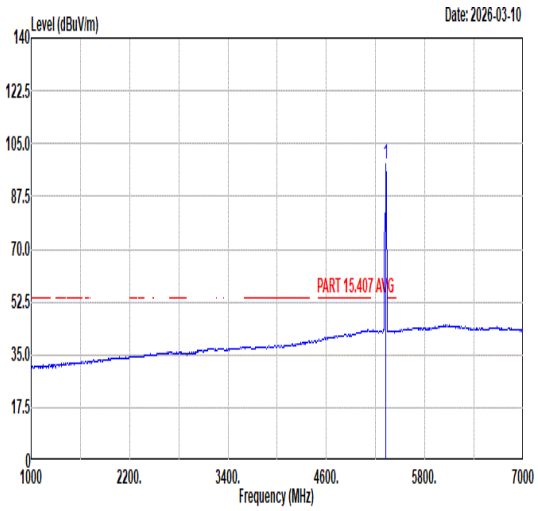 Freq Level Limit Line Margin (dB) Read Level Ant Factor Cable Loss Preamp Factor APos TPos Remark MHz dBuV/m dBuV/m dBuV dB/m dB dB cm deg 1 5320.00 98.15 ------ ------ 84.31 35.93 10.58 32.67 336 264 AVERAGE

Mode	57	
	Band Edge	
	U-NII-2C_5.47-5.725_802.11ax HE20_CH100_Partial RU 26/0_5500MHz	
ANT	4+6	
Pol.	Horizontal	Fundamental
Peak	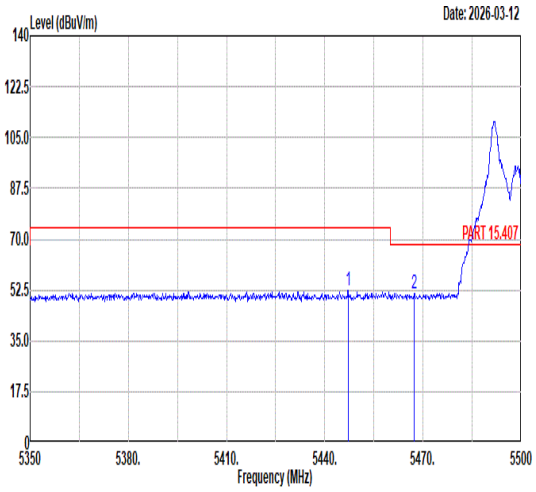 Freq Level Limit Line Margin (dB) Read Level Ant Factor Cable Loss Preamp Factor APos TPos Remark MHz dBuV/m dBuV/m dBuV dB/m dB dB cm deg 1 5447.20 52.28 74.00 -21.72 38.46 35.98 10.53 32.69 100 103 PEAK 2 5467.30 51.43 68.30 -16.87 37.58 35.99 10.55 32.69 100 103 PEAK	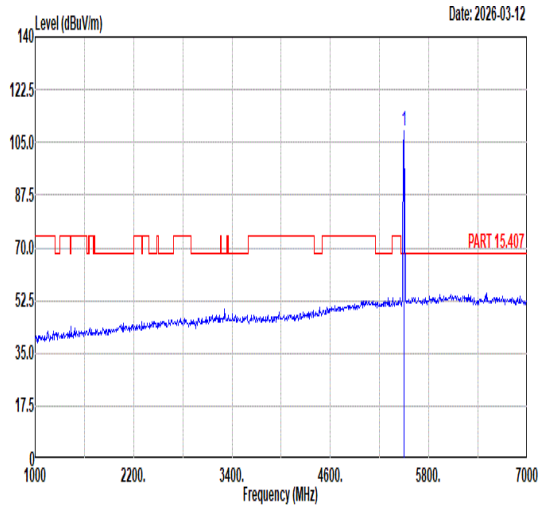 Freq Level Limit Line Margin (dB) Read Level Ant Factor Cable Loss Preamp Factor APos TPos Remark MHz dBuV/m dBuV/m dBuV dB/m dB dB cm deg 1 5500.00 108.90 ------ ------ 95.03 36.00 10.57 32.70 100 103 PEAK
Avg	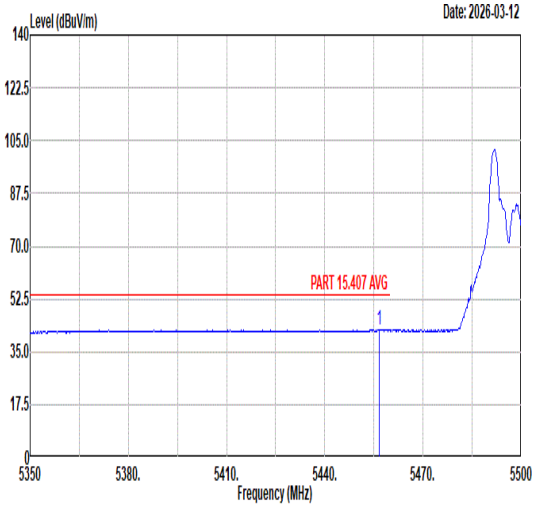 Freq Level Limit Line Margin (dB) Read Level Ant Factor Cable Loss Preamp Factor APos TPos Remark MHz dBuV/m dBuV/m dBuV dB/m dB dB cm deg 1 5456.65 42.32 54.00 -11.68 28.49 35.98 10.54 32.69 100 103 AVERAGE	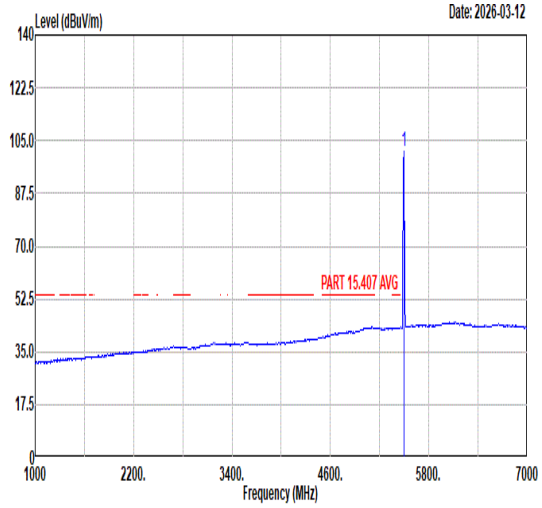 Freq Level Limit Line Margin (dB) Read Level Ant Factor Cable Loss Preamp Factor APos TPos Remark MHz dBuV/m dBuV/m dBuV dB/m dB dB cm deg 1 5500.00 101.64 ------ ------ 87.77 36.00 10.57 32.70 100 103 AVERAGE

Mode	57	
	Band Edge	
	U-NII-2C_5.47-5.725_802.11ax HE20_CH100_Partial RU 26/0_5500MHz	
ANT	4+6	
Pol.	Vertical	Fundamental
Peak	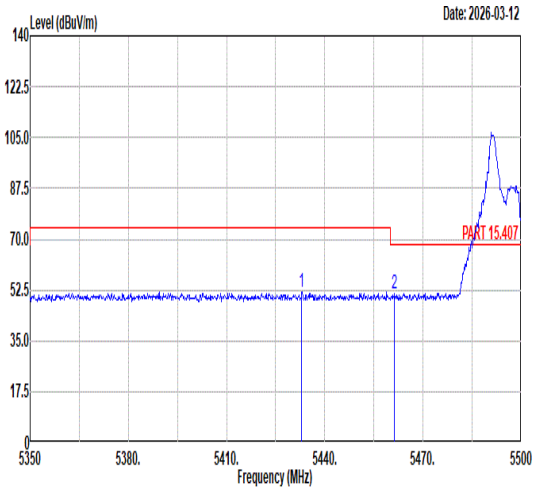 Freq Level Limit Line Margin (dB) Read Level Ant Factor Cable Loss Preamp Factor APos TPos Remark MHz dBuV/m dBuV/m dBuV dB/m dB dB cm deg 1 5432.95 52.01 74.00 -21.99 38.21 35.97 10.52 32.69 326 153 PEAK 2 5461.30 51.45 68.30 -16.85 37.61 35.98 10.55 32.69 326 153 PEAK	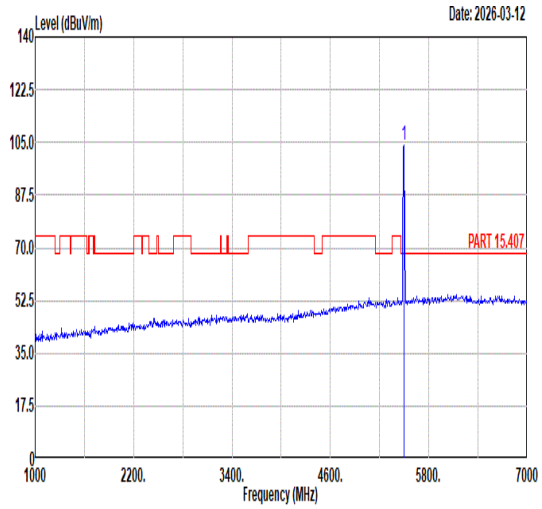 Freq Level Limit Line Margin (dB) Read Level Ant Factor Cable Loss Preamp Factor APos TPos Remark MHz dBuV/m dBuV/m dBuV dB/m dB dB cm deg 1 5500.00 104.32 ------ ------ 90.45 36.00 10.57 32.70 326 153 PEAK
Avg	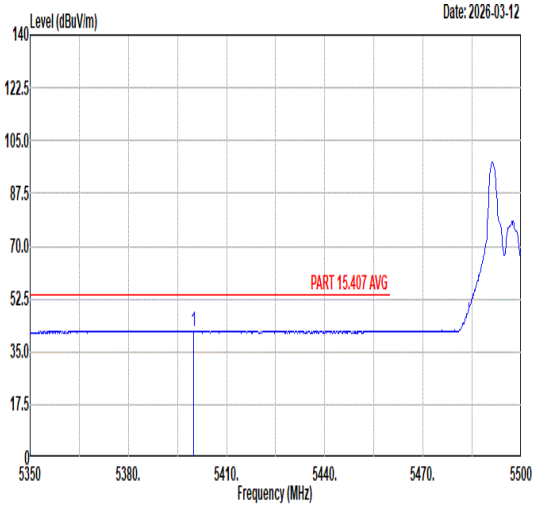 Freq Level Limit Line Margin (dB) Read Level Ant Factor Cable Loss Preamp Factor APos TPos Remark MHz dBuV/m dBuV/m dBuV dB/m dB dB cm deg 1 5399.95 41.98 54.00 -12.02 28.20 35.96 10.50 32.68 326 153 AVERAGE	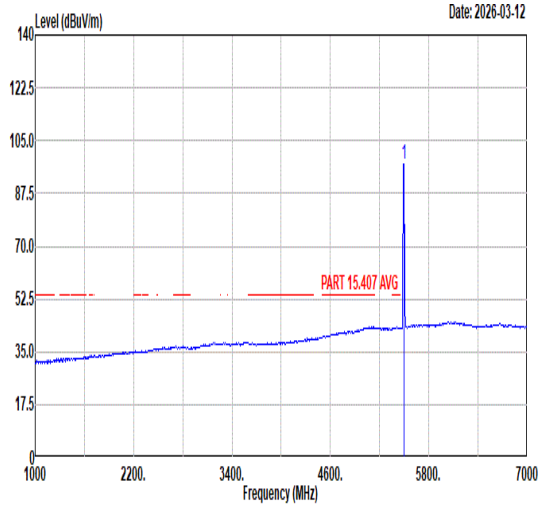 Freq Level Limit Line Margin (dB) Read Level Ant Factor Cable Loss Preamp Factor APos TPos Remark MHz dBuV/m dBuV/m dBuV dB/m dB dB cm deg 1 5500.00 97.32 ------ ------ 83.45 36.00 10.57 32.70 326 153 AVERAGE

Mode	58	
	Band Edge	
	U-NII-2C_5.47-5.725_802.11ax HE20_CH140_Partial RU 26/8_5700MHz	
ANT	4+6	
Pol.	Horizontal	Fundamental
Peak	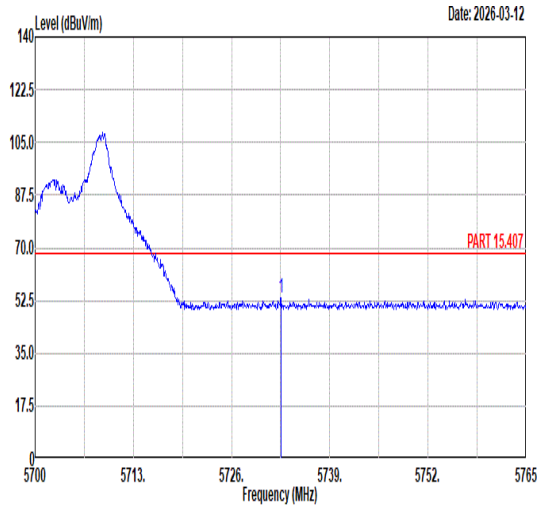 Freq Level Limit Line Margin (dB) Read Level Ant Factor Cable Loss Preamp Factor APos TPos Remark MHz dBuV/m dBuV/m dBuV dB/m dB dB cm deg 1 5732.57 53.19 68.30 -15.11 38.74 36.37 10.87 32.79 329 0 PEAK	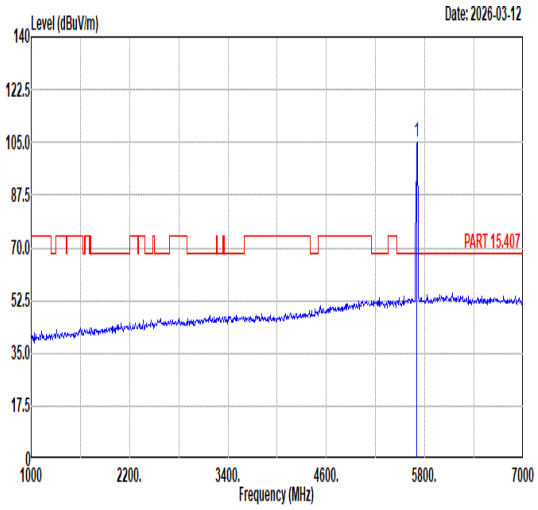 Freq Level Limit Line Margin (dB) Read Level Ant Factor Cable Loss Preamp Factor APos TPos Remark MHz dBuV/m dBuV/m dBuV dB/m dB dB cm deg 1 5700.00 105.14 ------ ------ 90.69 36.34 10.89 32.78 329 0 PEAK
Avg	Blank	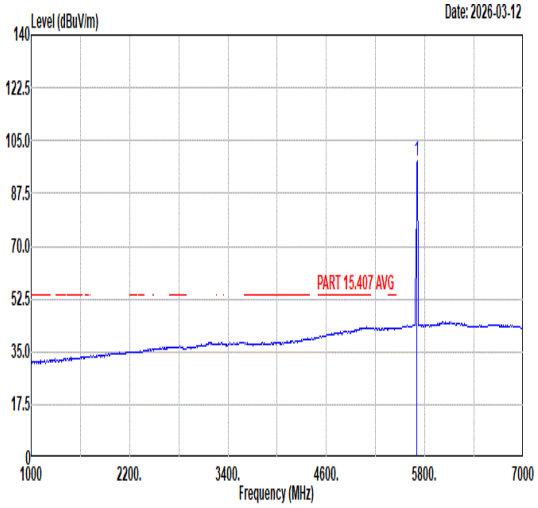 Freq Level Limit Line Margin (dB) Read Level Ant Factor Cable Loss Preamp Factor APos TPos Remark MHz dBuV/m dBuV/m dBuV dB/m dB dB cm deg 1 5700.00 98.41 ------ ------ 83.96 36.34 10.89 32.78 329 0 AVERAGE