Mode	58	
	Band Edge	
	U-NII-2C_5.47-5.725_802.11ax HE20_CH140_Partial RU 26/8_5700MHz	
ANT	4+6	
Pol.	Vertical	Fundamental
Peak	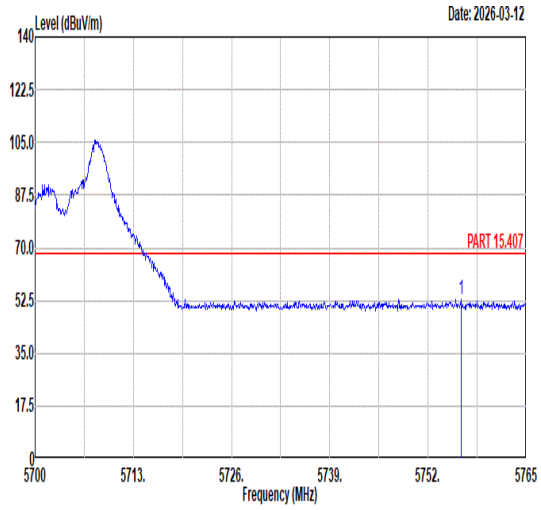 Freq Level Limit Line Margin (dB) Read Level Ant Factor Cable Loss Preamp Factor APos TPos Remark MHz dBuV/m dBuV/m dBuV dB/m dB dB cm deg 1 5756.36 52.63 68.30 -15.67 38.17 36.41 10.85 32.80 348 121 PEAK	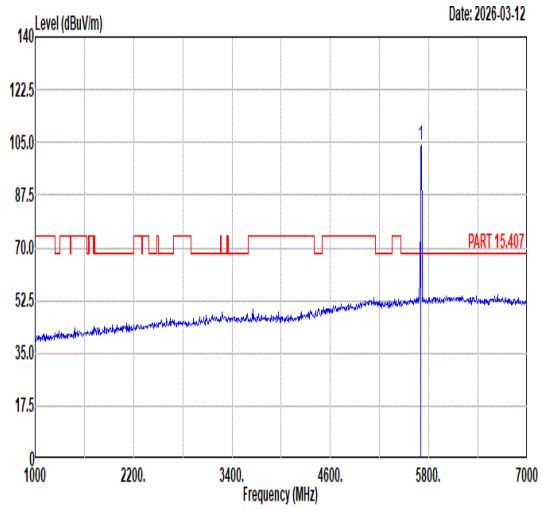 Freq Level Limit Line Margin (dB) Read Level Ant Factor Cable Loss Preamp Factor APos TPos Remark MHz dBuV/m dBuV/m dBuV dB/m dB dB cm deg 1 5700.00 104.12 ------ ------ 89.67 36.34 10.89 32.78 348 121 PEAK
Avg	Blank	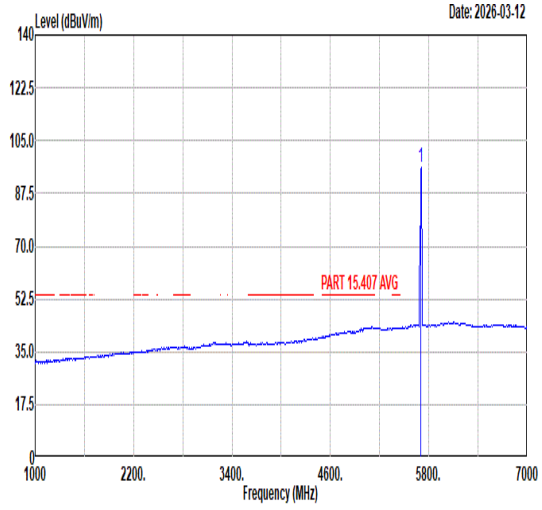 Freq Level Limit Line Margin (dB) Read Level Ant Factor Cable Loss Preamp Factor APos TPos Remark MHz dBuV/m dBuV/m dBuV dB/m dB dB cm deg 1 5700.00 96.33 ------ ------ 81.88 36.34 10.89 32.78 348 121 AVERAGE

Mode	59	
	Band Edge	
	U-NII-3_5.725-5.85_802.11a_CH149_5745MHz	
ANT	4+6	
Pol.	Horizontal	Fundamental
Peak	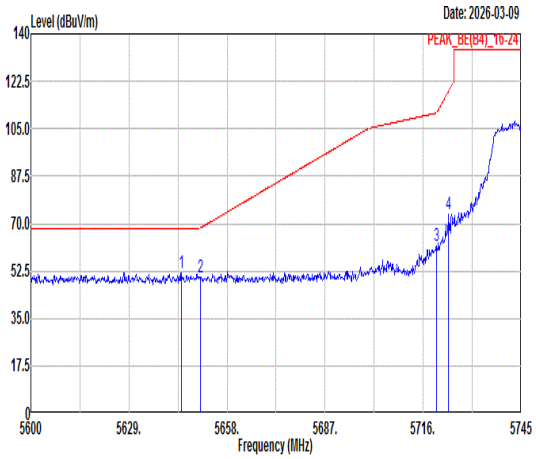 Freq Level Limit Line Margin (dB) Read Level Ant Factor Cable Loss Preamp Factor APos TPos Remark 1 5644.52 51.66 68.30 -16.64 39.54 35.70 9.85 33.43 100 299 PEAK 2 5650.03 50.06 68.32 -18.26 37.92 35.71 9.86 33.43 100 299 PEAK 3 5719.92 61.94 110.78 -48.84 49.56 35.81 10.01 33.44 100 299 PEAK 4 5723.54 73.40 118.87 -45.47 61.01 35.81 10.02 33.44 100 299 PEAK	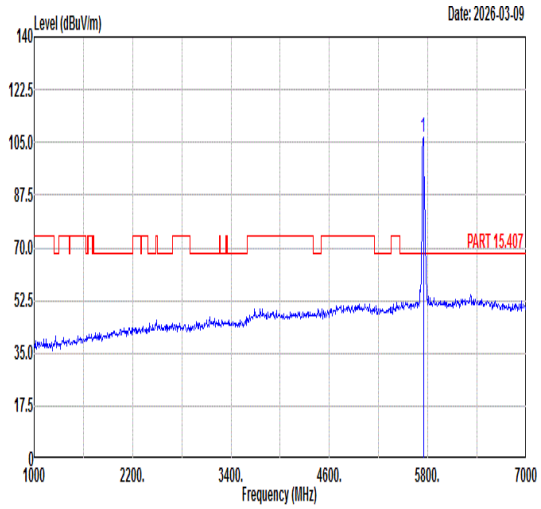 Freq Level Limit Line Margin (dB) Read Level Ant Factor Cable Loss Preamp Factor APos TPos Remark 1 5745.00 106.83 ------ ------ 94.38 35.84 10.06 33.45 100 299 PEAK
Avg	Blank	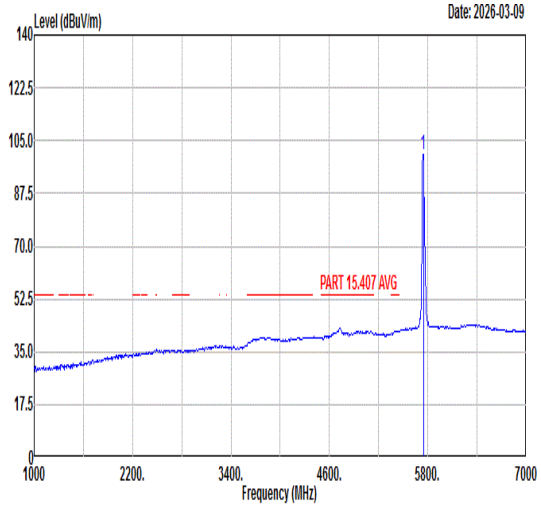 Freq Level Limit Line Margin (dB) Read Level Ant Factor Cable Loss Preamp Factor APos TPos Remark 1 5745.00 100.55 ------ ------ 88.10 35.84 10.06 33.45 100 299 AVERAGE

Mode	59	
	Band Edge	
	U-NII-3_5.725-5.85_802.11a_CH149_5745MHz	
ANT	4+6	
Pol.	Vertical	Fundamental
Peak	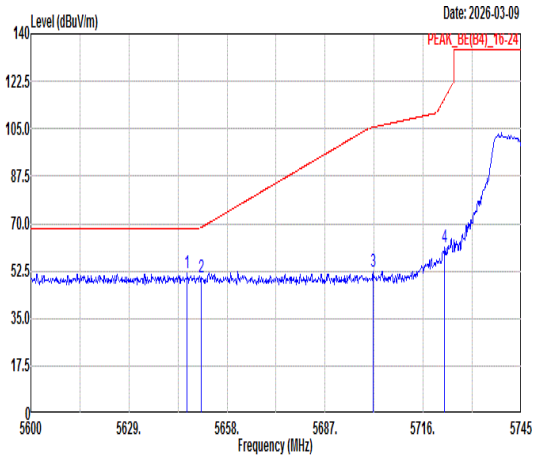 Freq Level Limit Line Margin (dB) Read Level Ant Factor Cable Loss Preamp Factor APos TPos Remark 1 5646.26 51.55 68.30 -16.75 39.43 35.70 9.85 33.43 347 125 PEAK 2 5650.32 49.93 68.53 -18.60 37.79 35.71 9.86 33.43 347 125 PEAK 3 5701.21 52.39 105.54 -53.15 40.08 35.78 9.97 33.44 347 125 PEAK 4 5722.38 61.49 116.23 -54.74 49.11 35.81 10.01 33.44 347 125 PEAK	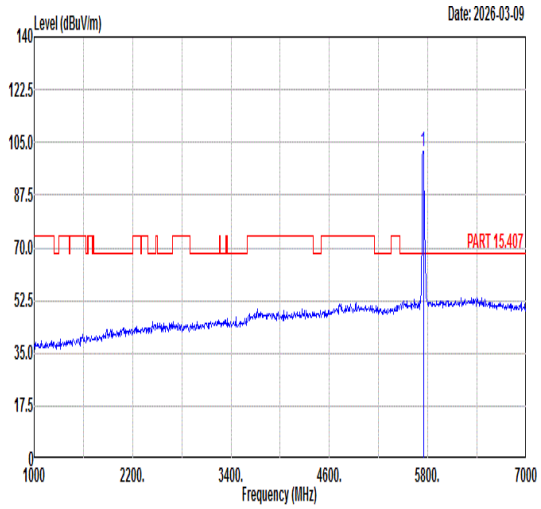 Freq Level Limit Line Margin (dB) Read Level Ant Factor Cable Loss Preamp Factor APos TPos Remark 1 5745.00 102.21 ------ ------ 89.77 35.84 10.05 33.45 347 125 PEAK
Avg	Blank	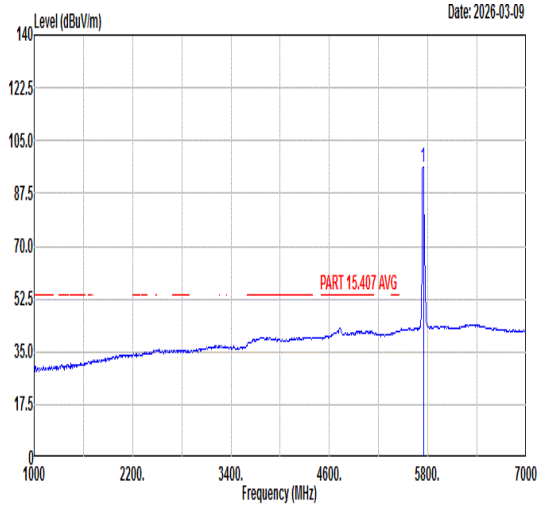 Freq Level Limit Line Margin (dB) Read Level Ant Factor Cable Loss Preamp Factor APos TPos Remark 1 5745.00 96.22 ------ ------ 83.78 35.84 10.05 33.45 347 125 AVERAGE

Mode	59	
	Harmonic	
	U-NII-3_5.725-5.85_802.11a_CH149_5745MHz	
ANT	4+6	
Pol.	Horizontal	Vertical
Peak Avg	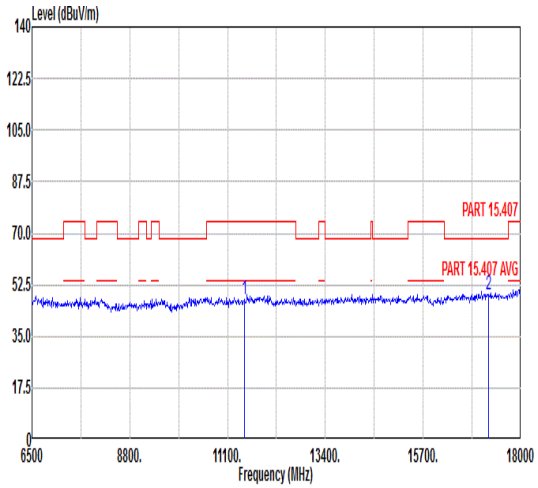 Freq Level Limit Line Margin Read Level Ant Factor Cable Loss Preamp Factor APos TPos Remark MHz dBuV/m dBuV/m dB dBuV dB/m dB dB cm deg 1 11490.00 47.61 74.00 -26.39 46.93 38.45 12.87 50.64 --- --- Peak 2 17235.00 49.05 68.30 -19.25 43.35 42.83 15.72 52.85 --- --- Peak	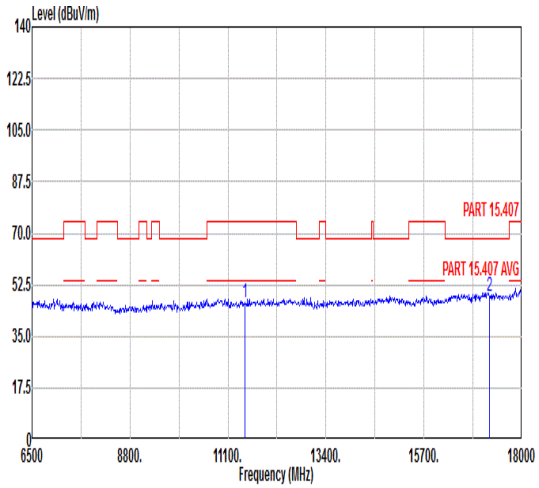 Freq Level Limit Line Margin Read Level Ant Factor Cable Loss Preamp Factor APos TPos Remark MHz dBuV/m dBuV/m dB dBuV dB/m dB dB cm deg 1 11490.00 46.51 74.00 -27.49 45.83 38.45 12.87 50.64 --- --- Peak 2 17235.00 48.67 68.30 -19.63 42.97 42.83 15.72 52.85 --- --- Peak

Mode	60	
	Harmonic	
	U-NII-3_5.725-5.85_802.11a_CH157_5785MHz	
ANT	4+6	
Pol.	Horizontal	Vertical
Peak Avg	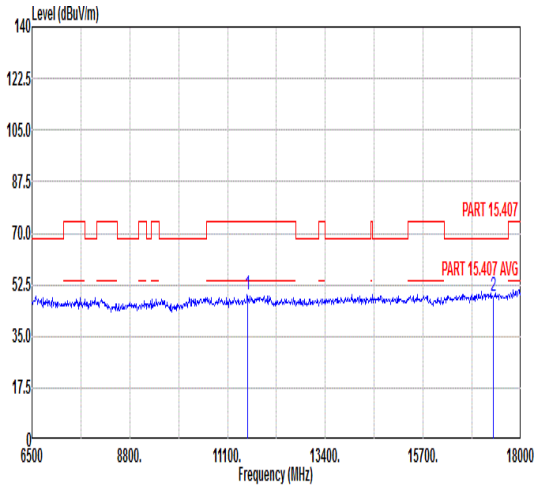 Freq Level Limit Line Margin Read Level Ant Factor Cable Loss Preamp Factor APos TPos Remark MHz dBuV/m dBuV/m dB dBuV dB/m dB dB cm deg 1 11570.00 49.19 74.00 -24.81 48.50 38.47 12.93 50.71 --- --- Peak 2 17355.00 48.81 68.30 -19.49 42.90 42.97 15.81 52.87 --- --- Peak	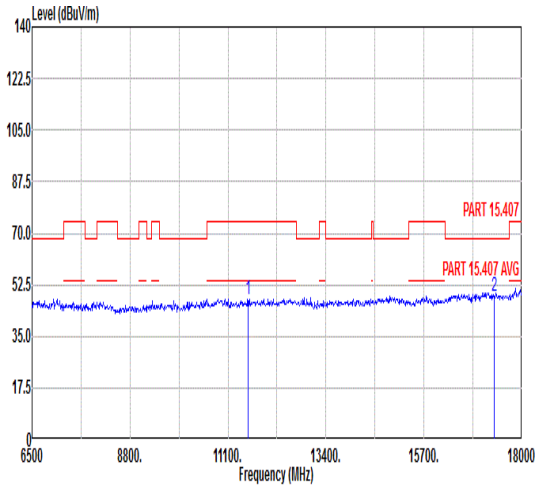 Freq Level Limit Line Margin Read Level Ant Factor Cable Loss Preamp Factor APos TPos Remark MHz dBuV/m dBuV/m dB dBuV dB/m dB dB cm deg 1 11570.00 47.32 74.00 -26.68 46.63 38.47 12.93 50.71 --- --- Peak 2 17355.00 48.73 68.30 -19.57 42.82 42.97 15.81 52.87 --- --- Peak

Mode	61	
	Band Edge	
	U-NII-3_5.725-5.85_802.11a_CH165_5825MHz	
ANT	4+6	
Pol.	Horizontal	Fundamental
Peak	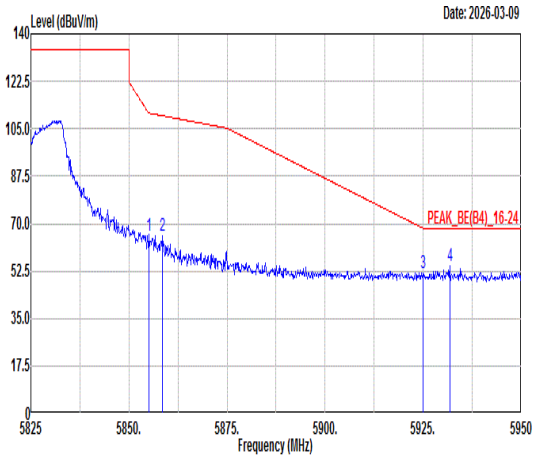 Freq Level Limit Line Margin (dB) Read Level Ant Factor Cable Loss Preamp Factor APos TPos Remark 1 5855.00 65.36 110.80 -45.44 52.54 36.00 10.29 33.47 100 298 PEAK 2 5858.50 65.38 109.82 -44.44 52.55 36.00 10.30 33.47 100 298 PEAK 3 5925.00 51.55 68.30 -16.75 38.50 36.10 10.44 33.49 100 298 PEAK 4 5931.75 54.20 68.30 -14.10 41.14 36.10 10.45 33.49 100 298 PEAK	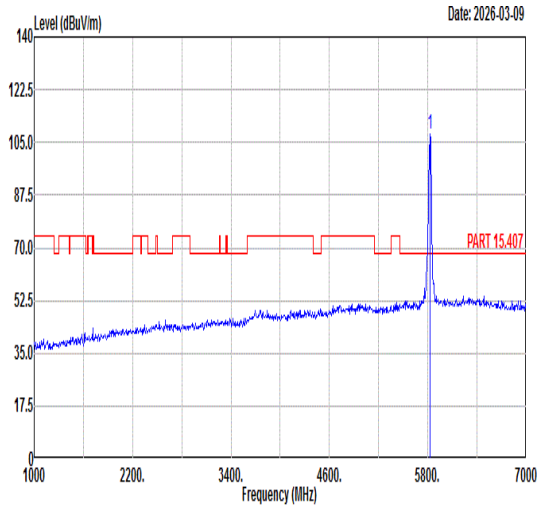 Freq Level Limit Line Margin (dB) Read Level Ant Factor Cable Loss Preamp Factor APos TPos Remark 1 5825.00 107.68 ------ ------ 94.95 35.96 10.24 33.47 100 298 PEAK
Avg	Blank	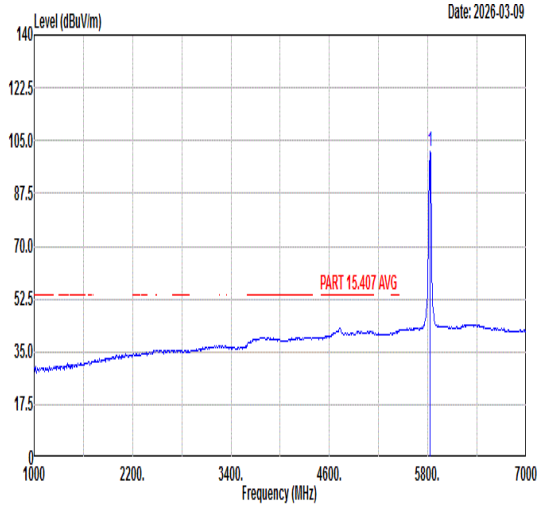 Freq Level Limit Line Margin (dB) Read Level Ant Factor Cable Loss Preamp Factor APos TPos Remark 1 5825.00 101.65 ------ ------ 88.92 35.96 10.24 33.47 100 298 AVERAGE

Mode	61	
	Band Edge	
	U-NII-3_5.725-5.85_802.11a_CH165_5825MHz	
ANT	4+6	
Pol.	Vertical	Fundamental
Peak	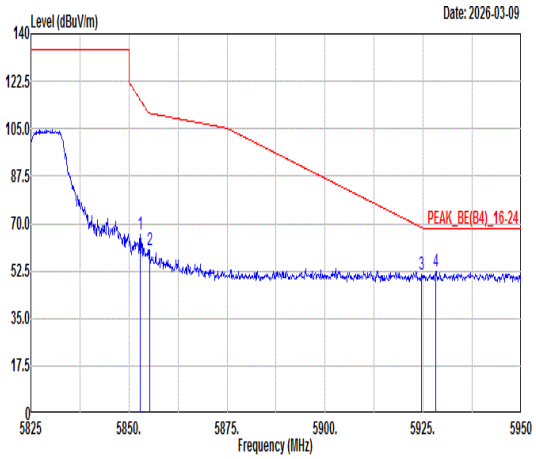 Freq Level Limit Line Margin (dB) Read Level Ant Factor Cable Loss Preamp Factor APos TPos Remark MHz dBuV/m dBuV/m dBuV dB/m dB dB cm deg 1 5852.88 66.01 115.64 -49.63 53.20 35.99 10.29 33.47 392 130 PEAK 2 5855.25 60.45 110.73 -50.28 47.63 36.00 10.29 33.47 392 130 PEAK 3 5924.63 51.02 68.58 -17.56 37.97 36.09 10.44 33.48 392 130 PEAK 4 5928.25 52.18 68.30 -16.12 39.12 36.10 10.45 33.49 392 130 PEAK	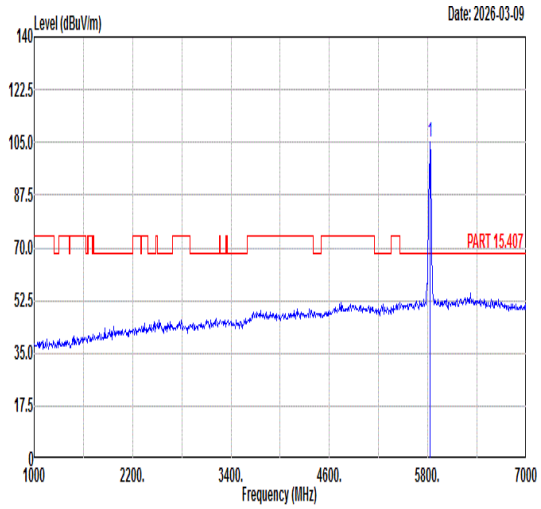 Freq Level Limit Line Margin (dB) Read Level Ant Factor Cable Loss Preamp Factor APos TPos Remark MHz dBuV/m dBuV/m dBuV dB/m dB dB cm deg 1 5825.00 105.06 ------ ------ 92.33 35.96 10.24 33.47 392 130 PEAK
Avg	Blank	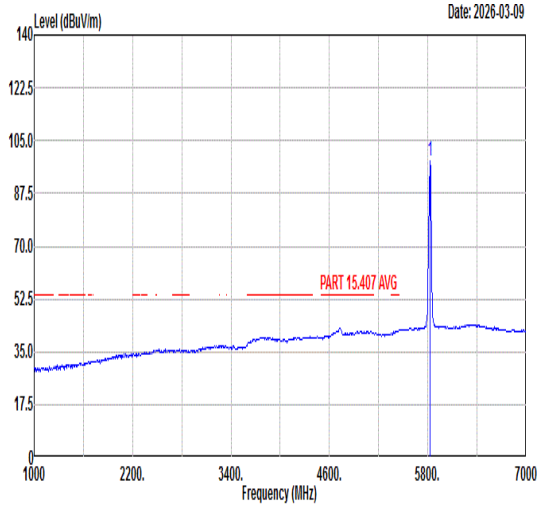 Freq Level Limit Line Margin (dB) Read Level Ant Factor Cable Loss Preamp Factor APos TPos Remark MHz dBuV/m dBuV/m dBuV dB/m dB dB cm deg 1 5825.00 98.08 ------ ------ 85.35 35.96 10.24 33.47 392 130 AVERAGE

Mode	61	
	Harmonic	
	U-NII-3_5.725-5.85_802.11a_CH165_5825MHz	
ANT	4+6	
Pol.	Horizontal	Vertical
Peak Avg	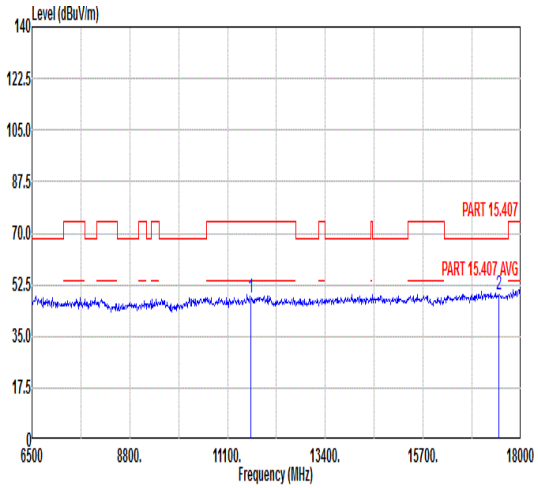 Freq Level Limit Line Margin Read Level Ant Factor Cable Loss Preamp Factor APos TPos Remark MHz dBuV/m dBuV/m dB dBuV dB/m dB dB cm deg 1 11650.00 48.04 74.00 -25.96 47.34 38.49 12.99 50.78 --- --- Peak 2 17475.00 49.31 68.30 -18.99 43.21 43.10 15.90 52.90 --- --- Peak	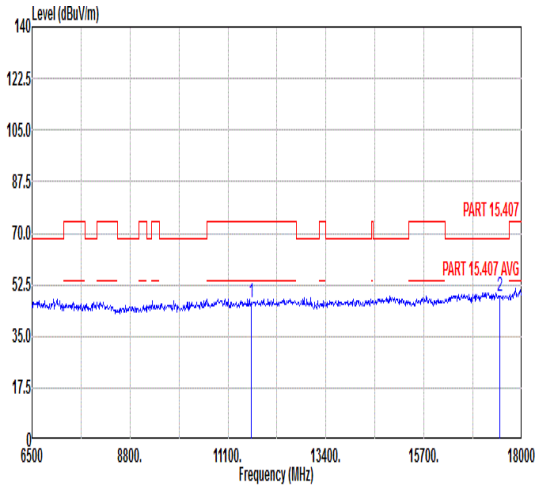 Freq Level Limit Line Margin Read Level Ant Factor Cable Loss Preamp Factor APos TPos Remark MHz dBuV/m dBuV/m dB dBuV dB/m dB dB cm deg 1 11650.00 46.32 74.00 -27.68 45.62 38.49 12.99 50.78 --- --- Peak 2 17475.00 48.64 68.30 -19.66 42.54 43.10 15.90 52.90 --- --- Peak

Mode	62	
	Band Edge	
	U-NII-3_5.725-5.85_802.11n HT20_CH149_5745MHz	
ANT	4+6	
Pol.	Horizontal	Fundamental
Peak	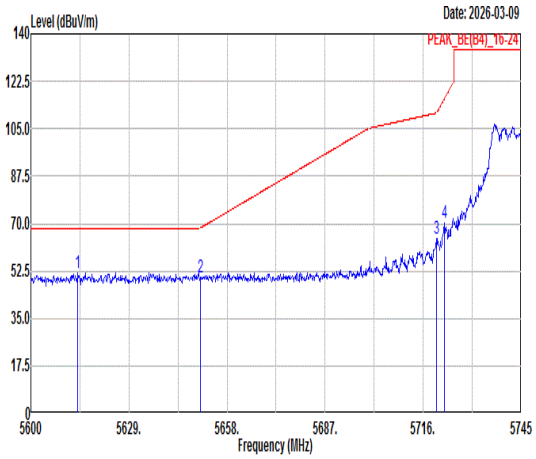 Freq Level Limit Line Margin (dB) Read Level Ant Factor Cable Loss Preamp Factor APos TPos Remark 1 5613.92 MHz 51.64 dBuV/m 68.30 dBuV/m -16.66 39.61 dBuV 35.66 dB/m 9.79 dB 33.42 dB 173 cm 360 deg PEAK 2 5650.17 50.40 68.43 -18.03 38.26 35.71 9.86 33.43 173 360 PEAK 3 5719.92 64.27 110.78 -46.51 51.89 35.81 10.01 33.44 173 360 PEAK 4 5722.38 70.52 116.23 -45.71 58.14 35.81 10.01 33.44 173 360 PEAK	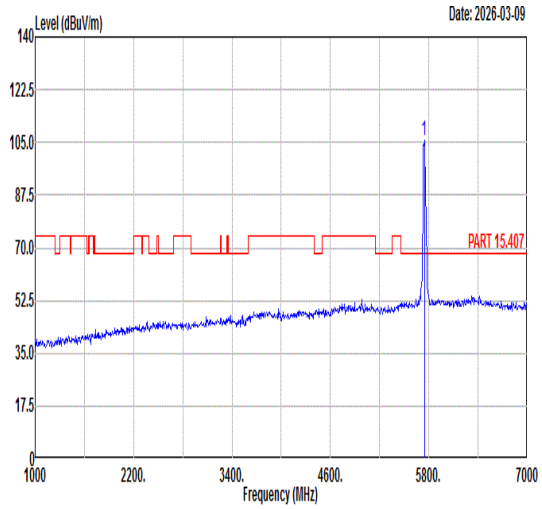 Freq Level Limit Line Margin (dB) Read Level Ant Factor Cable Loss Preamp Factor APos TPos Remark 1 5745.00 MHz 105.77 dBuV/m ------ ------ 93.29 dBuV 35.85 dB/m 10.08 dB 33.45 dB 173 cm 360 deg PEAK
Avg	Blank	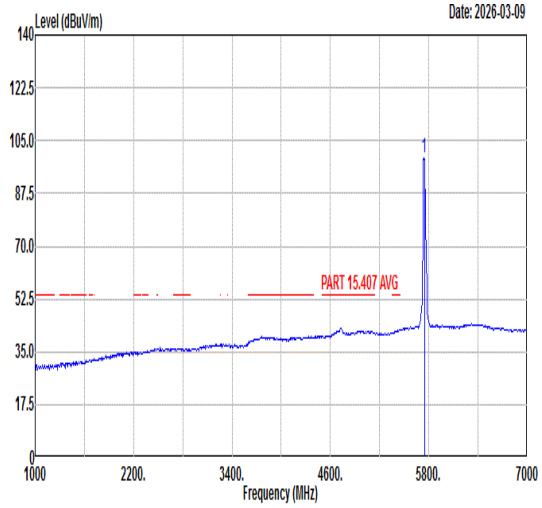 Freq Level Limit Line Margin (dB) Read Level Ant Factor Cable Loss Preamp Factor APos TPos Remark 1 5745.00 MHz 99.47 dBuV/m ------ ------ 87.03 dBuV 35.84 dB/m 10.05 dB 33.45 dB 173 cm 360 deg AVERAGE

Mode	62	
	Band Edge	
	U-NII-3_5.725-5.85_802.11n HT20_CH149_5745MHz	
ANT	4+6	
Pol.	Vertical	Fundamental
Peak	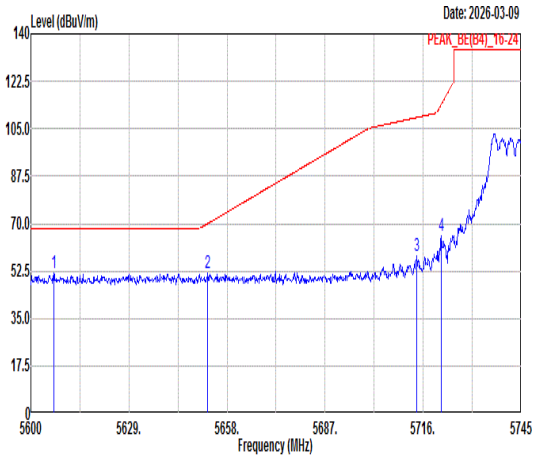 Freq Level Limit Line Margin (dB) Read Level Ant Factor Cable Loss Preamp Factor APos TPos Remark 1 5606.82 51.69 68.30 -16.61 39.69 35.65 9.77 33.42 390 116 PEAK 2 5652.35 51.93 70.04 -18.11 39.78 35.71 9.87 33.43 390 116 PEAK 3 5714.12 58.13 109.15 -51.02 45.77 35.80 10.00 33.44 390 116 PEAK 4 5721.37 65.57 113.91 -48.34 53.19 35.81 10.01 33.44 390 116 PEAK	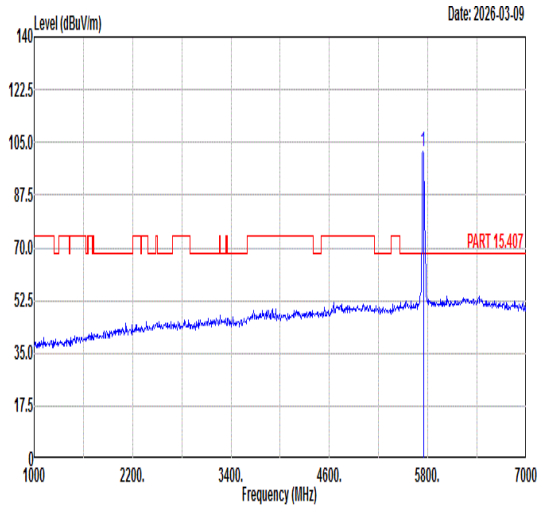 Freq Level Limit Line Margin (dB) Read Level Ant Factor Cable Loss Preamp Factor APos TPos Remark 1 5745.00 101.76 ------ ------ 89.32 35.84 10.05 33.45 390 116 PEAK
Avg	Blank	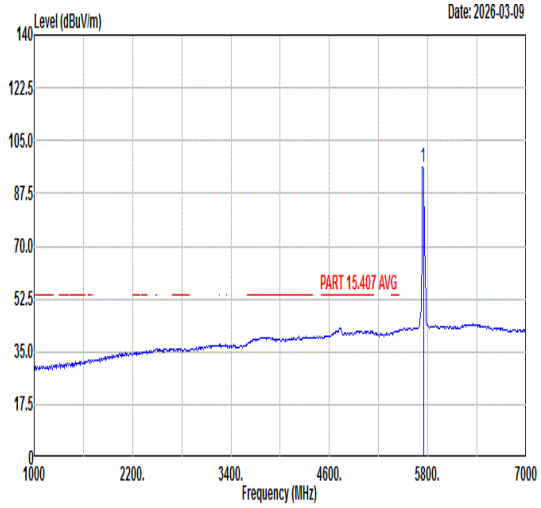 Freq Level Limit Line Margin (dB) Read Level Ant Factor Cable Loss Preamp Factor APos TPos Remark 1 5745.00 96.35 ------ ------ 83.93 35.83 10.04 33.45 390 116 AVERAGE

Mode	62	
	Harmonic	
	U-NII-3_5.725-5.85_802.11n HT20_CH149_5745MHz	
ANT	4+6	
Pol.	Horizontal	Vertical
Peak Avg	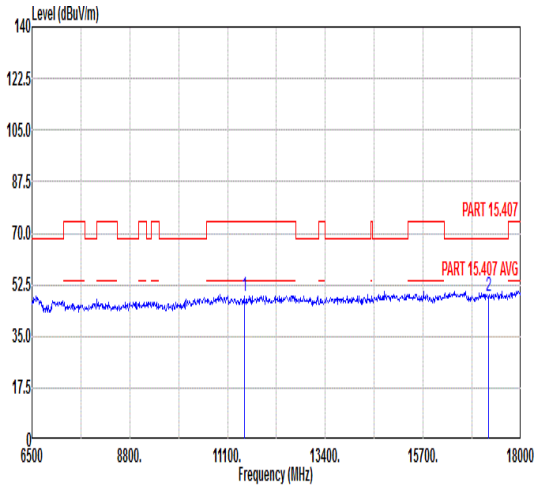 Freq Level Limit Line Margin Read Level Ant Factor Cable Loss Preamp Factor APos TPos Remark MHz dBuV/m dBuV/m dB dBuV dB/m dB dB cm deg 1 11490.00 48.37 74.00 -25.63 47.69 38.45 12.87 50.64 --- --- Peak 2 17235.00 48.76 68.30 -19.54 43.06 42.83 15.72 52.85 --- --- Peak	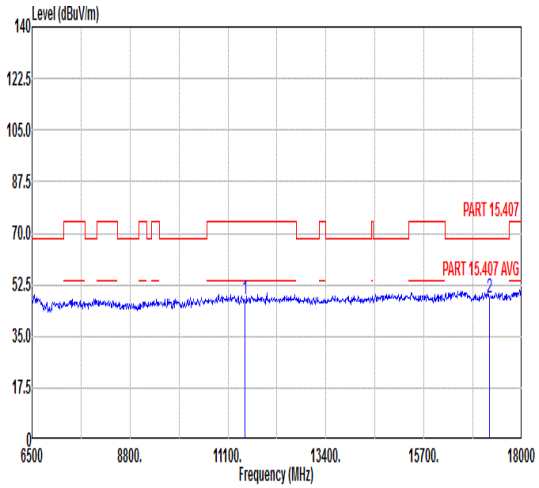 Freq Level Limit Line Margin Read Level Ant Factor Cable Loss Preamp Factor APos TPos Remark MHz dBuV/m dBuV/m dB dBuV dB/m dB dB cm deg 1 11490.00 47.68 74.00 -26.32 47.00 38.45 12.87 50.64 --- --- Peak 2 17235.00 48.29 68.30 -20.01 42.59 42.83 15.72 52.85 --- --- Peak

Mode	63	
	Harmonic	
	U-NII-3_5.725-5.85_802.11n HT20_CH157_5785MHz	
ANT	4+6	
Pol.	Horizontal	Vertical
Peak Avg	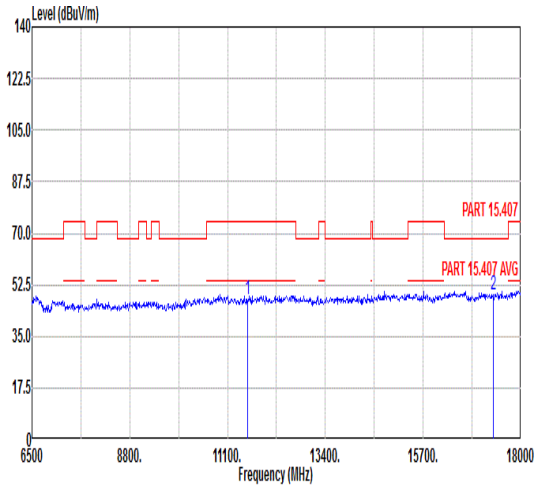 Freq Level Limit Line Margin Read Level Ant Factor Cable Loss Preamp Factor APos TPos Remark MHz dBuV/m dBuV/m dB dBuV dB/m dB dB cm deg 1 11570.00 47.31 74.00 -26.69 46.62 38.47 12.93 50.71 --- --- Peak 2 17355.00 48.98 68.30 -19.32 43.07 42.97 15.81 52.87 --- --- Peak	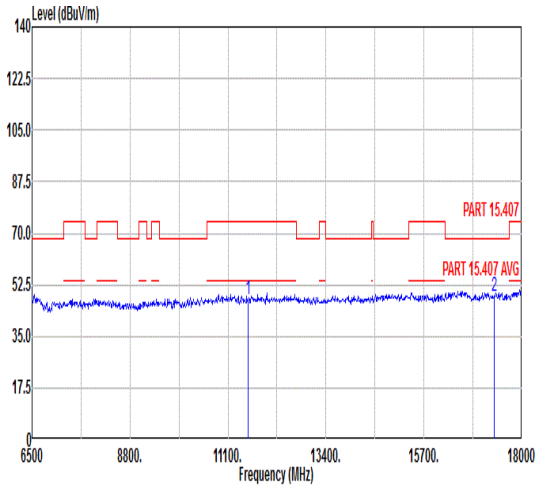 Freq Level Limit Line Margin Read Level Ant Factor Cable Loss Preamp Factor APos TPos Remark MHz dBuV/m dBuV/m dB dBuV dB/m dB dB cm deg 1 11570.00 47.69 74.00 -26.31 47.00 38.47 12.93 50.71 --- --- Peak 2 17355.00 48.79 68.30 -19.51 42.88 42.97 15.81 52.87 --- --- Peak

Mode	64	
	Band Edge	
	U-NII-3_5.725-5.85_802.11n HT20_CH165_5825MHz	
ANT	4+6	
Pol.	Horizontal	Fundamental
Peak	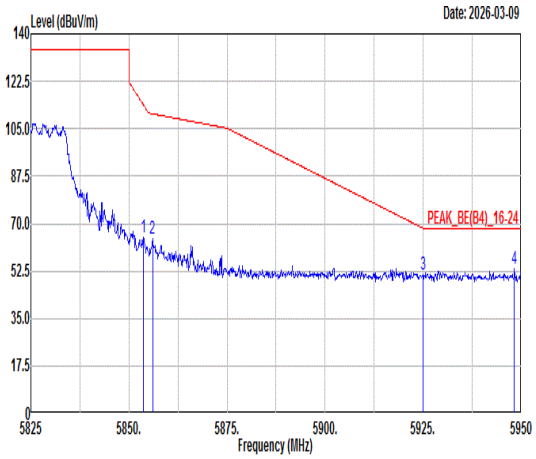 Freq Level Limit Line Margin (dB) Read Level Ant Factor Cable Loss Preamp Factor APos TPos Remark 1 5853.75 64.88 113.65 -48.77 52.06 36.00 10.29 33.47 104 299 PEAK 2 5856.00 64.64 110.52 -45.88 51.82 36.00 10.29 33.47 104 299 PEAK 3 5924.88 51.01 68.39 -17.38 37.96 36.09 10.44 33.48 104 299 PEAK 4 5948.25 53.14 68.30 -15.16 40.01 36.13 10.49 33.49 104 299 PEAK	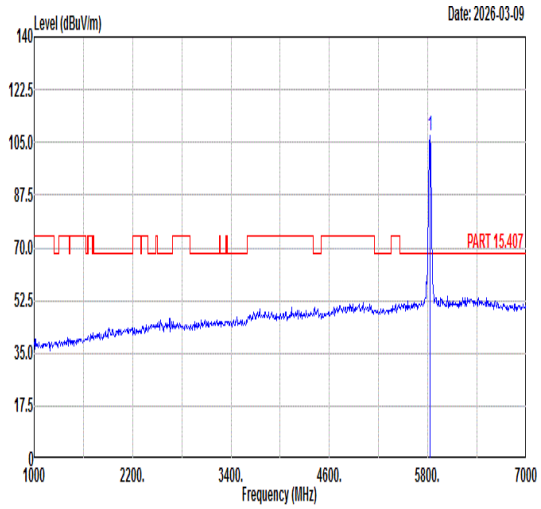 Freq Level Limit Line Margin (dB) Read Level Ant Factor Cable Loss Preamp Factor APos TPos Remark 1 5825.00 107.30 ------ ------ 94.58 35.95 10.23 33.46 104 299 PEAK
Avg	Blank	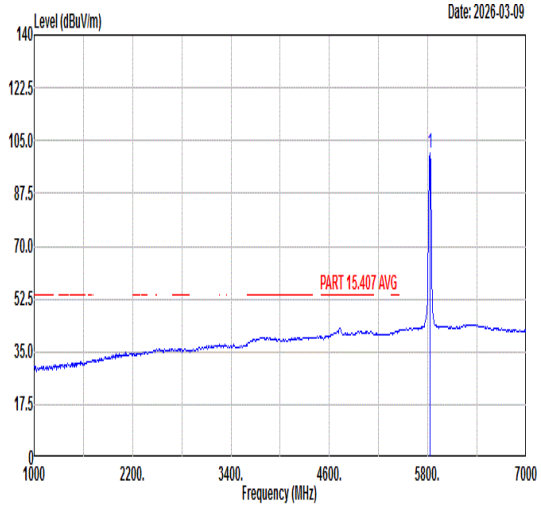 Freq Level Limit Line Margin (dB) Read Level Ant Factor Cable Loss Preamp Factor APos TPos Remark 1 5825.00 101.06 ------ ------ 88.34 35.95 10.23 33.46 104 299 AVERAGE

Mode	64	
	Band Edge	
	U-NII-3_5.725-5.85_802.11n HT20_CH165_5825MHz	
ANT	4+6	
Pol.	Vertical	Fundamental
Peak	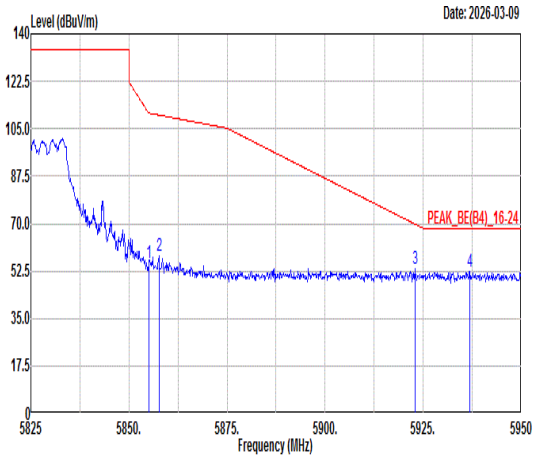 Freq Level Limit Line Margin (dB) Read Level Ant Factor Cable Loss Preamp Factor APos TPos Remark 1 5855.00 55.72 110.80 -55.08 42.90 36.00 10.29 33.47 390 115 PEAK 2 5857.63 58.01 110.06 -52.05 45.18 36.00 10.30 33.47 390 115 PEAK 3 5922.88 53.30 69.86 -16.56 40.26 36.09 10.43 33.48 390 115 PEAK 4 5936.88 52.14 68.30 -16.16 39.06 36.11 10.46 33.49 390 115 PEAK	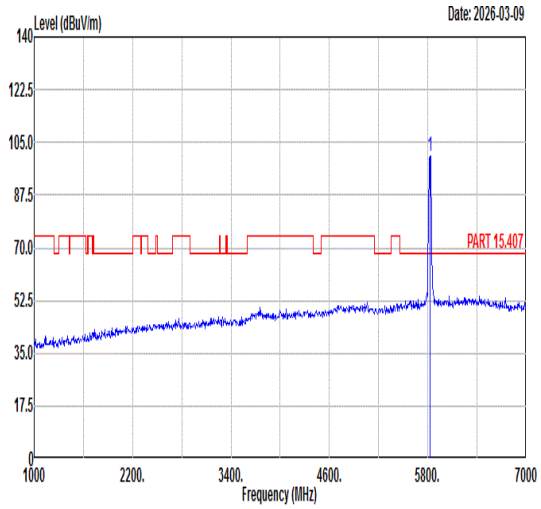 Freq Level Limit Line Margin (dB) Read Level Ant Factor Cable Loss Preamp Factor APos TPos Remark 1 5825.00 100.55 ------ ------ 87.82 35.96 10.24 33.47 390 115 PEAK
Avg	Blank	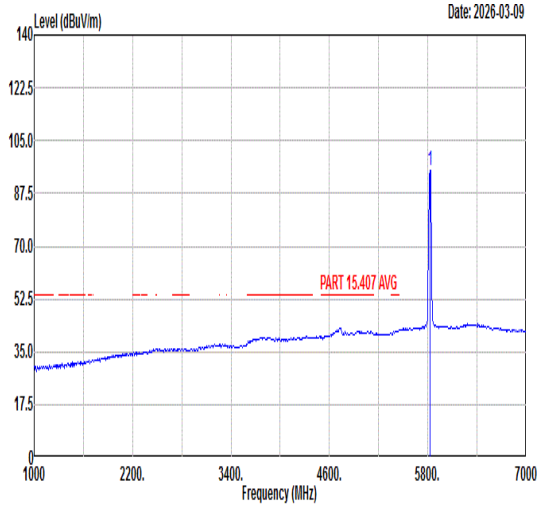 Freq Level Limit Line Margin (dB) Read Level Ant Factor Cable Loss Preamp Factor APos TPos Remark 1 5825.00 95.15 ------ ------ 82.42 35.96 10.24 33.47 390 115 AVERAGE

Mode	64	
	Harmonic	
	U-NII-3_5.725-5.85_802.11n HT20_CH165_5825MHz	
ANT	4+6	
Pol.	Horizontal	Vertical
Peak Avg	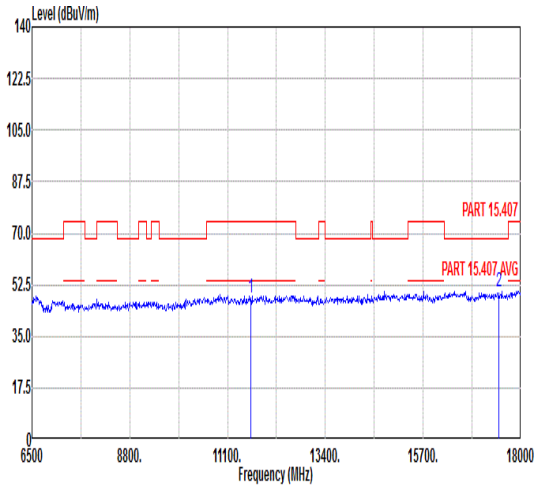 Freq Level Limit Line Margin Read Level Ant Factor Cable Loss Preamp Factor APos TPos Remark MHz dBuV/m dBuV/m dB dBuV dB/m dB dB cm deg 1 11650.00 48.16 74.00 -25.84 47.46 38.49 12.99 50.78 --- --- Peak 2 17475.00 50.30 68.30 -18.00 44.20 43.10 15.90 52.90 --- --- Peak	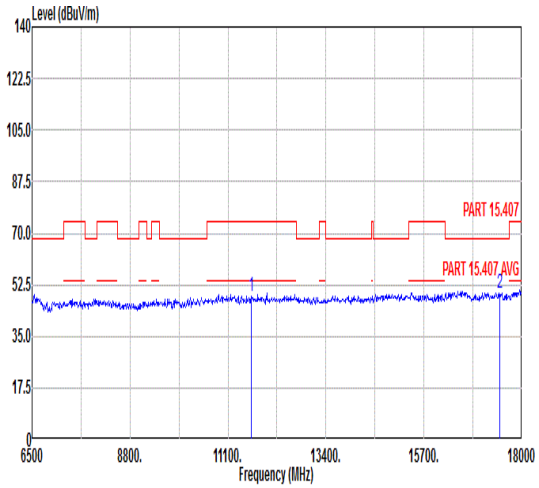 Freq Level Limit Line Margin Read Level Ant Factor Cable Loss Preamp Factor APos TPos Remark MHz dBuV/m dBuV/m dB dBuV dB/m dB dB cm deg 1 11650.00 48.52 74.00 -25.48 47.82 38.49 12.99 50.78 --- --- Peak 2 17475.00 49.50 68.30 -18.80 43.40 43.10 15.90 52.90 --- --- Peak

Mode	65	
	Band Edge - L	
	U-NII-3_5.725-5.85_802.11n HT40_CH151_5755MHz	
ANT	4+6	
Pol.	Horizontal	Fundamental
Peak	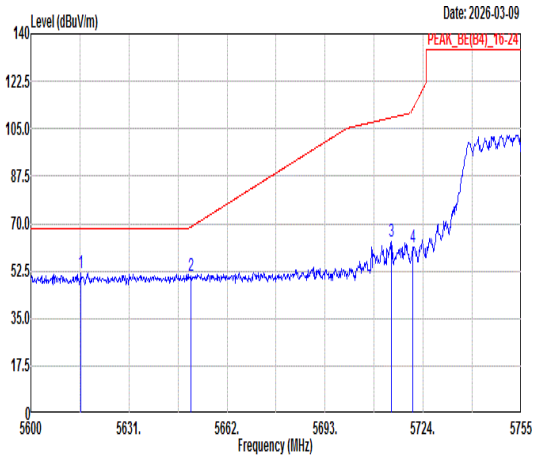 Freq Level Limit Line Margin (dB) Read Level Ant Factor Cable Loss Preamp Factor APos TPos Remark MHz dBuV/m dBuV/m dBuV dB/m dB dB cm deg 1 5615.81 51.98 68.30 -16.32 39.95 35.66 9.79 33.42 104 301 PEAK 2 5650.53 50.80 68.69 -17.89 38.66 35.71 9.86 33.43 104 301 PEAK 3 5713.93 63.36 109.10 -45.74 51.00 35.80 10.00 33.44 104 301 PEAK 4 5720.59 61.25 112.15 -50.90 48.87 35.81 10.01 33.44 104 301 PEAK	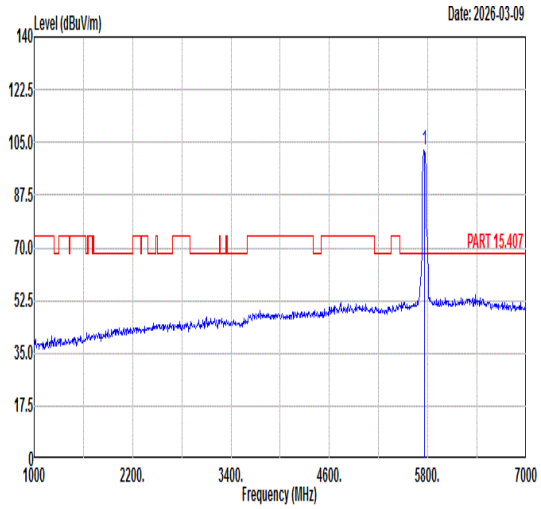 Freq Level Limit Line Margin (dB) Read Level Ant Factor Cable Loss Preamp Factor APos TPos Remark MHz dBuV/m dBuV/m dBuV dB/m dB dB cm deg 1 5755.00 102.24 ------ ------ 89.76 35.85 10.08 33.45 104 301 PEAK
Avg	Blank	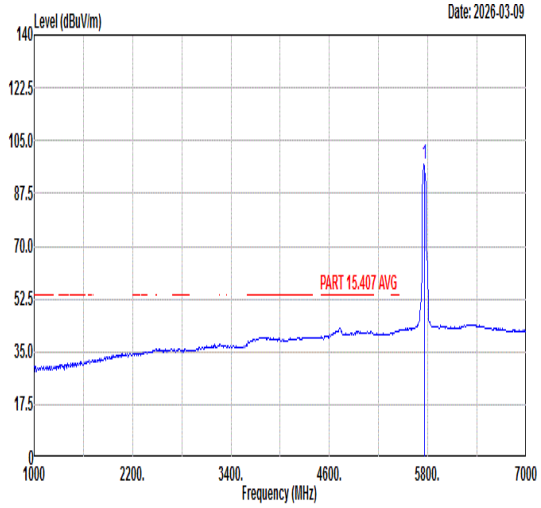 Freq Level Limit Line Margin (dB) Read Level Ant Factor Cable Loss Preamp Factor APos TPos Remark MHz dBuV/m dBuV/m dBuV dB/m dB dB cm deg 1 5755.00 97.00 ------ ------ 84.52 35.85 10.08 33.45 104 301 AVERAGE

Mode	65	
	Band Edge - R	
	U-NII-3_5.725-5.85_802.11n HT40_CH151_5755MHz	
ANT	4+6	
Pol.	Horizontal	Fundamental
Peak	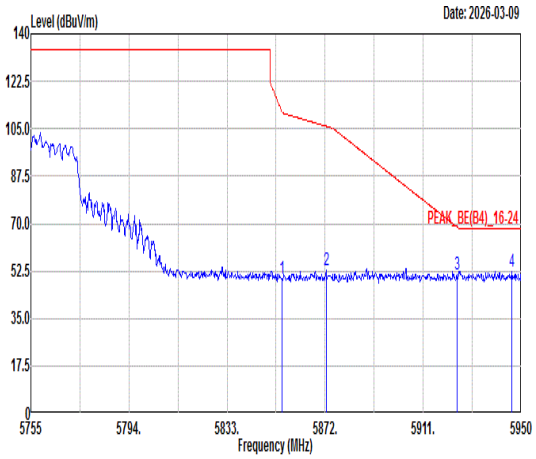 Freq Level Limit Line Margin (dB) Read Level Ant Factor Cable Loss Preamp Factor APos TPos Remark MHz dBuV/m dBuV/m dBuV dB/m dB dB cm deg 1 5854.84 49.67 111.17 -61.50 36.85 36.00 10.29 33.47 104 301 PEAK 2 5872.39 52.71 105.93 -53.22 39.83 36.02 10.33 33.47 104 301 PEAK 3 5924.46 51.10 68.70 -17.60 38.05 36.09 10.44 33.48 104 301 PEAK 4 5946.30 52.46 68.30 -15.84 39.35 36.12 10.48 33.49 104 301 PEAK	Blank

Mode	65
	Band Edge - L
	U-NII-3_5.725-5.85_802.11n HT40_CH151_5755MHz
ANT	4+6

Pol.	Vertical	Fundamental
Peak	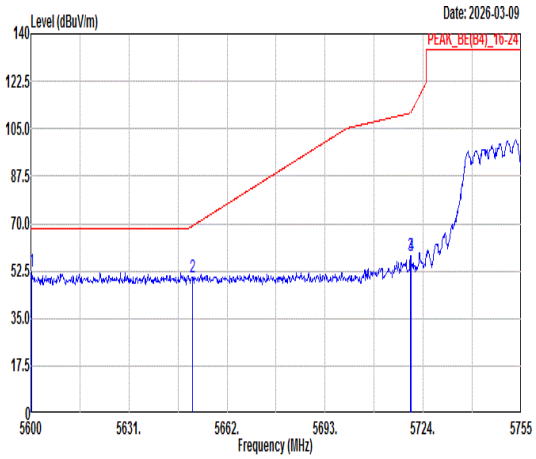 Freq Level Limit Line Margin (dB) Read Level Ant Factor Cable Loss Preamp Factor APos TPos Remark 1 5600.31 52.21 68.30 -16.09 40.23 35.64 9.76 33.42 384 120 PEAK 2 5651.00 50.26 69.04 -18.78 38.12 35.71 9.86 33.43 384 120 PEAK 3 5719.97 58.18 110.79 -52.61 45.80 35.81 10.01 33.44 384 120 PEAK 4 5720.13 58.18 111.09 -52.91 45.80 35.81 10.01 33.44 384 120 PEAK	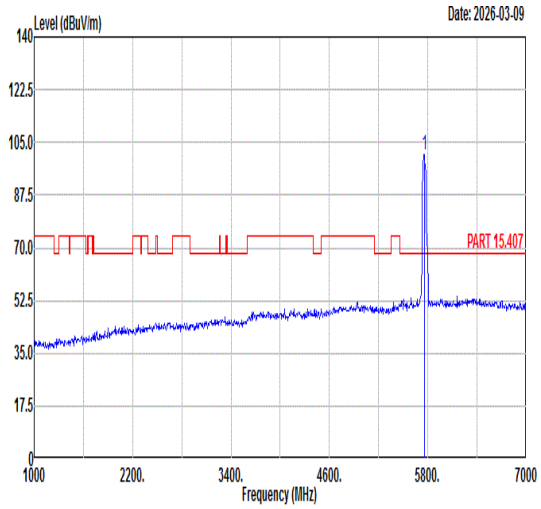 Freq Level Limit Line Margin (dB) Read Level Ant Factor Cable Loss Preamp Factor APos TPos Remark 1 5755.00 101.14 ------ ------ 88.69 35.84 10.06 33.45 384 120 PEAK
Avg	Blank	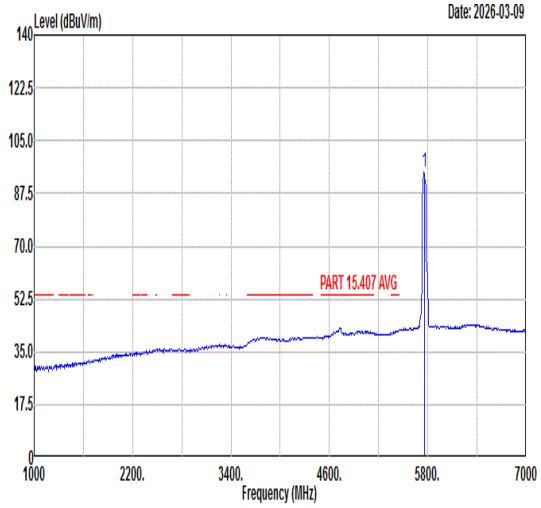 Freq Level Limit Line Margin (dB) Read Level Ant Factor Cable Loss Preamp Factor APos TPos Remark 1 5755.00 94.76 ------ ------ 82.28 35.85 10.08 33.45 384 120 AVERAGE

Mode	65	
	Band Edge - R	
	U-NII-3_5.725-5.85_802.11n HT40_CH151_5755MHz	
ANT	4+6	
Pol.	Vertical	Fundamental
Peak	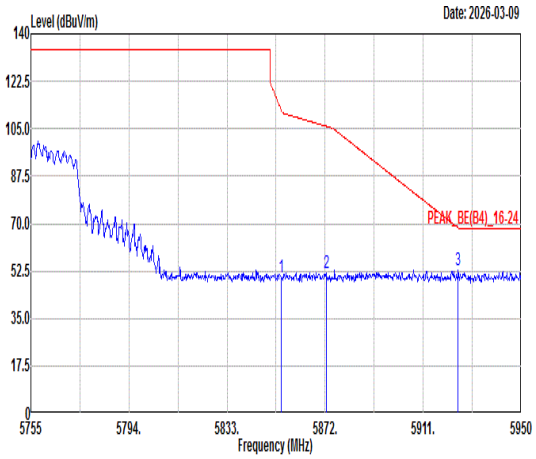 Freq Level Limit Line Margin (dB) Read Level Ant Factor Cable Loss Preamp Factor APos TPos Remark MHz dBuV/m dBuV/m dBuV dB/m dB dB cm deg 1 5854.65 50.21 111.61 -61.40 37.39 36.00 10.29 33.47 384 120 PEAK 2 5872.39 51.79 105.93 -54.14 38.91 36.02 10.33 33.47 384 120 PEAK 3 5924.85 52.64 68.41 -15.77 39.59 36.09 10.44 33.48 384 120 PEAK 4 5950.00 52.35 68.30 -15.95 39.22 36.13 10.49 33.49 384 120 PEAK	Blank

Mode	65	
	Harmonic	
	U-NII-3_5.725-5.85_802.11n HT40_CH151_5755MHz	
ANT	4+6	
Pol.	Horizontal	Vertical
Peak Avg	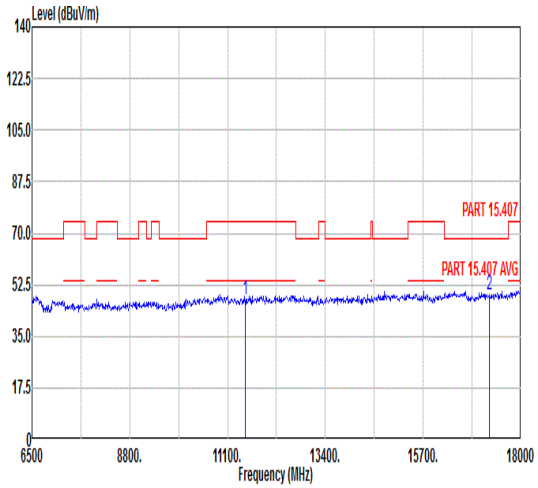 Freq Level Limit Line Margin Read Level Ant Factor Cable Loss Preamp Factor APos TPos Remark MHz dBuV/m dBuV/m dB dBuV dB/m dB dB cm deg 1 11510.00 47.44 74.00 -26.56 46.76 38.45 12.89 50.66 --- --- Peak 2 17265.00 49.05 68.30 -19.25 43.29 42.87 15.74 52.85 --- --- Peak	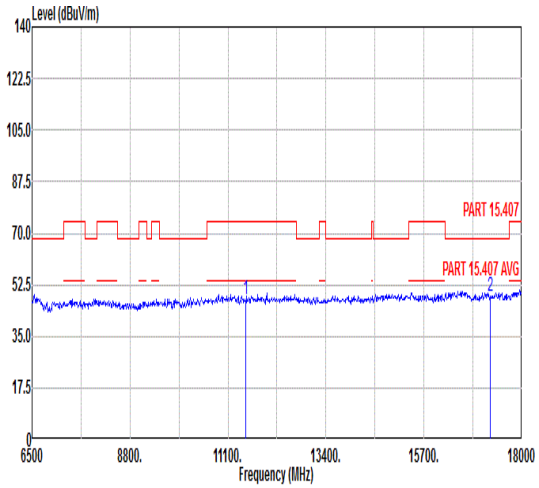 Freq Level Limit Line Margin Read Level Ant Factor Cable Loss Preamp Factor APos TPos Remark MHz dBuV/m dBuV/m dB dBuV dB/m dB dB cm deg 1 11510.00 47.68 74.00 -26.32 47.00 38.45 12.89 50.66 --- --- Peak 2 17265.00 48.49 68.30 -19.81 42.73 42.87 15.74 52.85 --- --- Peak

Mode	66	
	Band Edge - L	
	U-NII-3_5.725-5.85_802.11n HT40_CH159_5795MHz	
ANT	4+6	
Pol.	Horizontal	Fundamental
Peak	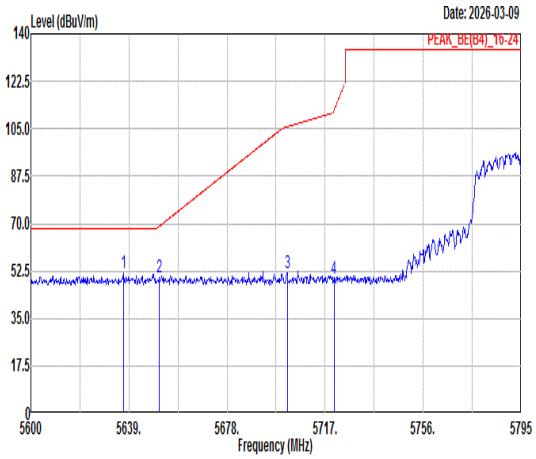 Freq Level Limit Line Margin (dB) Read Level Ant Factor Cable Loss Preamp Factor APos TPos Remark 1 5636.86 51.68 68.30 -16.62 39.59 35.69 9.83 33.43 400 174 PEAK 2 5650.90 49.93 68.96 -19.03 37.79 35.71 9.86 33.43 400 174 PEAK 3 5701.99 51.89 105.76 -53.87 39.58 35.78 9.97 33.44 400 174 PEAK 4 5720.51 49.67 111.96 -62.29 37.29 35.81 10.01 33.44 400 174 PEAK	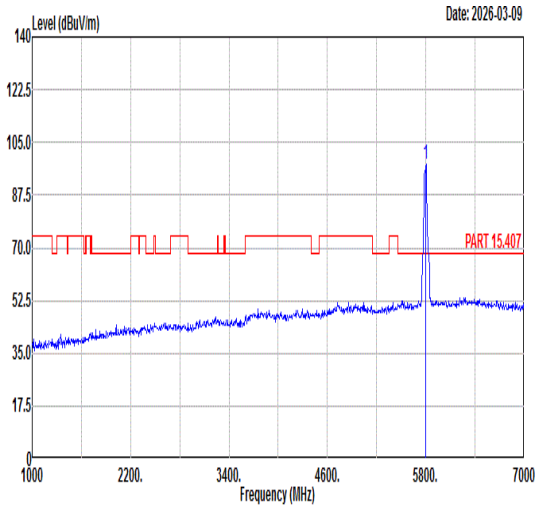 Freq Level Limit Line Margin (dB) Read Level Ant Factor Cable Loss Preamp Factor APos TPos Remark 1 5795.00 97.69 ------ ------ 85.03 35.93 10.19 33.46 400 174 PEAK
Avg	Blank	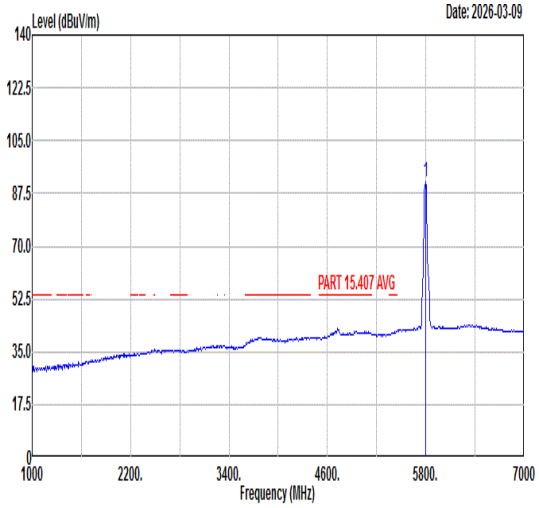 Freq Level Limit Line Margin (dB) Read Level Ant Factor Cable Loss Preamp Factor APos TPos Remark 1 5795.00 91.19 ------ ------ 78.55 35.92 10.18 33.46 400 174 AVERAGE

Mode	66	
	Band Edge - R	
	U-NII-3_5.725-5.85_802.11n HT40_CH159_5795MHz	
ANT	4+6	
Pol.	Horizontal	Fundamental
Peak	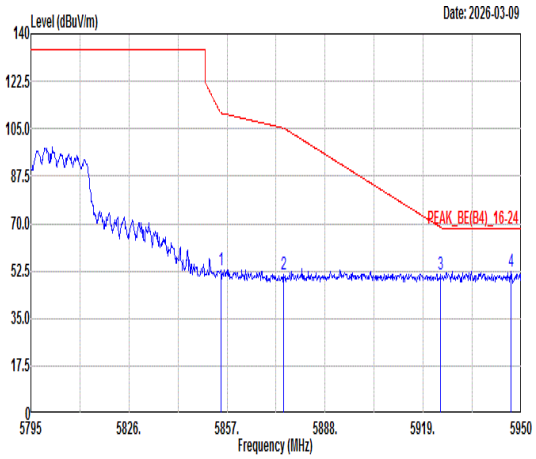 Freq Level Limit Line Margin (dB) Read Level Ant Factor Cable Loss Preamp Factor APos TPos Remark MHz dBuV/m dBuV/m dBuV dB/m dB dB cm deg 1 5854.99 52.62 110.83 -58.21 39.80 36.00 10.29 33.47 400 174 PEAK 2 5874.98 51.07 105.21 -54.14 38.19 36.02 10.33 33.47 400 174 PEAK 3 5924.43 51.01 68.72 -17.71 37.96 36.09 10.44 33.48 400 174 PEAK 4 5946.75 52.52 68.30 -15.78 39.40 36.13 10.48 33.49 400 174 PEAK	Blank

Mode	66	
	Band Edge - L	
	U-NII-3_5.725-5.85_802.11n HT40_CH159_5795MHz	
ANT	4+6	
Pol.	Vertical	Fundamental
Peak	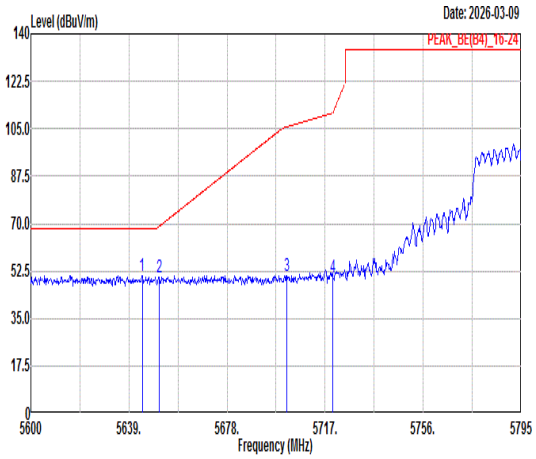 Freq Level Limit Line Margin (dB) Read Level Ant Factor Cable Loss Preamp Factor APos TPos Remark 1 5644.27 50.85 68.30 -17.45 38.73 35.70 9.85 33.43 384 120 PEAK 2 5650.90 50.36 68.96 -18.60 38.22 35.71 9.86 33.43 384 120 PEAK 3 5701.79 50.76 105.70 -54.94 38.45 35.78 9.97 33.44 384 120 PEAK 4 5720.12 50.45 111.07 -60.62 38.07 35.81 10.01 33.44 384 120 PEAK	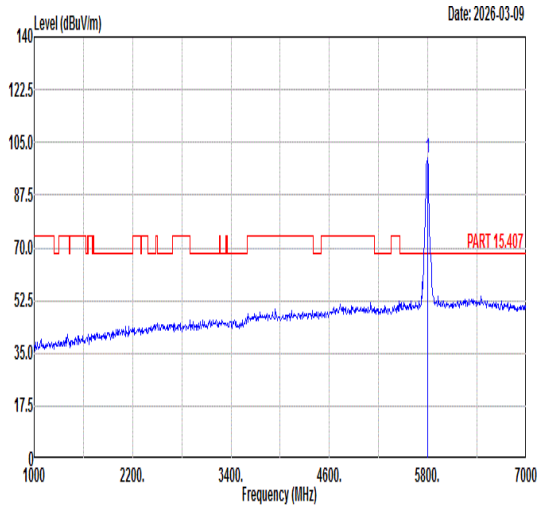 Freq Level Limit Line Margin (dB) Read Level Ant Factor Cable Loss Preamp Factor APos TPos Remark 1 5795.00 99.62 ------ ------ 86.98 35.92 10.18 33.46 384 120 PEAK
Avg	Blank	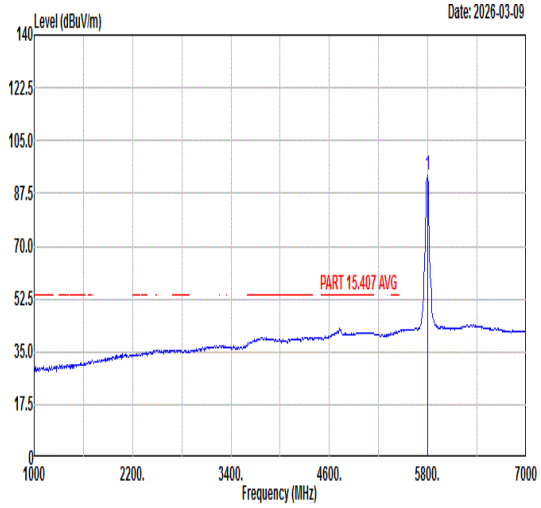 Freq Level Limit Line Margin (dB) Read Level Ant Factor Cable Loss Preamp Factor APos TPos Remark 1 5795.00 93.25 ------ ------ 80.64 35.91 10.16 33.46 384 120 AVERAGE

Mode	66	
	Band Edge - R	
	U-NII-3_5.725-5.85_802.11n HT40_CH159_5795MHz	
ANT	4+6	
Pol.	Vertical	Fundamental
Peak	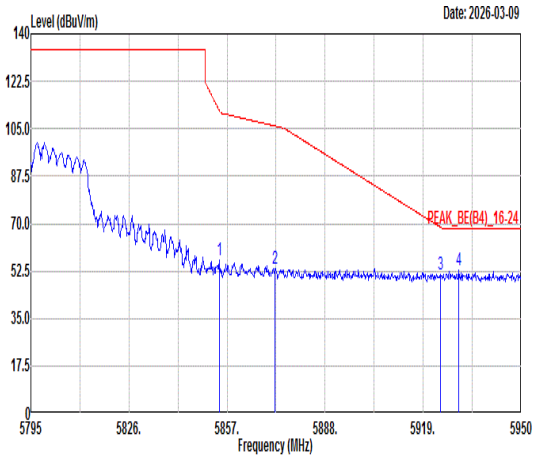 Freq Level Limit Line Margin (dB) Read Level Ant Factor Cable Loss Preamp Factor APos TPos Remark MHz dBuV/m dBuV/m dBuV dB/m dB dB cm deg 1 5854.52 56.38 111.89 -55.51 43.56 36.00 10.29 33.47 384 120 PEAK 2 5872.19 53.51 105.99 -52.48 40.63 36.02 10.33 33.47 384 120 PEAK 3 5924.58 51.22 68.61 -17.39 38.17 36.09 10.44 33.48 384 120 PEAK 4 5930.16 53.03 68.30 -15.27 39.97 36.10 10.45 33.49 384 120 PEAK	Blank

Mode	66	
	Harmonic	
	U-NII-3_5.725-5.85_802.11n HT40_CH159_5795MHz	
ANT	4+6	
Pol.	Horizontal	Vertical
Peak Avg	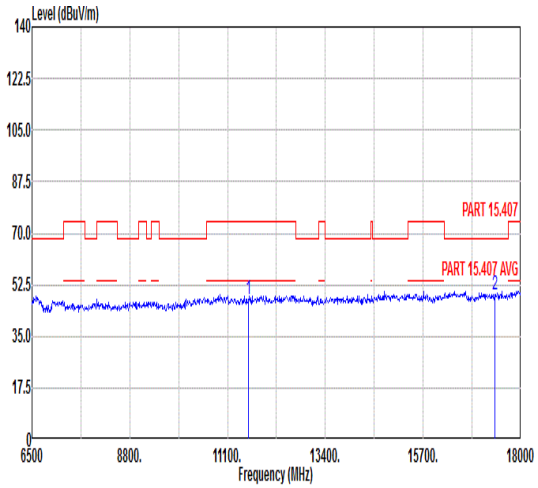 Freq Level Limit Line Margin Read Level Ant Factor Cable Loss Preamp Factor APos TPos Remark MHz dBuV/m dBuV/m dB dBuV dB/m dB dB cm deg 1 11590.00 47.79 74.00 -26.21 47.09 38.48 12.95 50.73 --- --- Peak 2 17385.00 49.00 68.30 -19.30 43.05 43.00 15.83 52.88 --- --- Peak	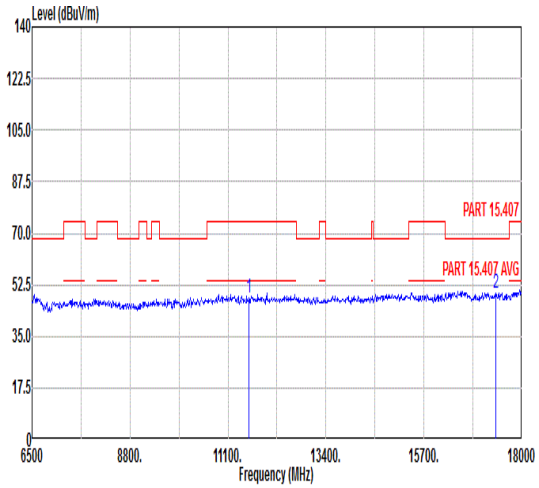 Freq Level Limit Line Margin Read Level Ant Factor Cable Loss Preamp Factor APos TPos Remark MHz dBuV/m dBuV/m dB dBuV dB/m dB dB cm deg 1 11590.00 48.12 74.00 -25.88 47.42 38.48 12.95 50.73 --- --- Peak 2 17385.00 49.57 68.30 -18.73 43.62 43.00 15.83 52.88 --- --- Peak

Mode	67
	Band Edge - L
	U-NII-3_5.725-5.85_802.11ac VHT80_CH155_5775MHz
ANT	4+6

Pol.	Horizontal	Fundamental
Peak	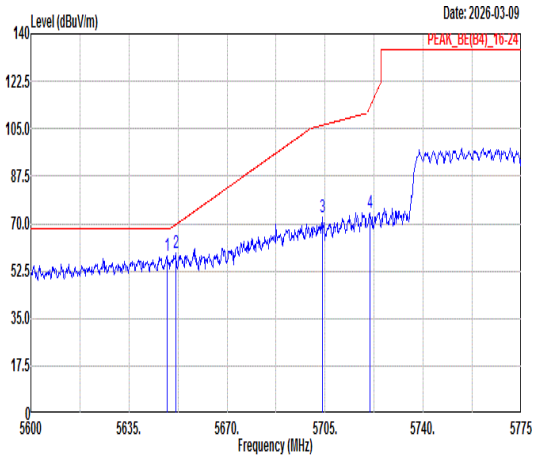 Freq Level Limit Line Margin (dB) Read Level Ant Factor Cable Loss Preamp Factor APos TPos Remark 1 5648.65 58.09 68.30 -10.21 45.95 35.71 9.86 33.43 116 360 PEAK 2 5651.63 58.96 69.50 -10.54 46.82 35.71 9.86 33.43 116 360 PEAK 3 5703.95 72.56 106.31 -33.75 60.24 35.79 9.97 33.44 116 360 PEAK 4 5720.93 74.08 112.91 -38.83 61.70 35.81 10.01 33.44 116 360 PEAK	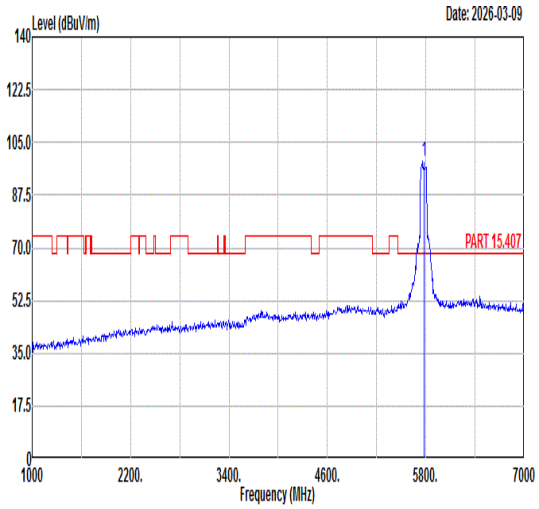 Freq Level Limit Line Margin (dB) Read Level Ant Factor Cable Loss Preamp Factor APos TPos Remark 1 5775.00 98.59 ------ ------ 86.09 35.86 10.09 33.45 116 360 PEAK
Avg	Blank	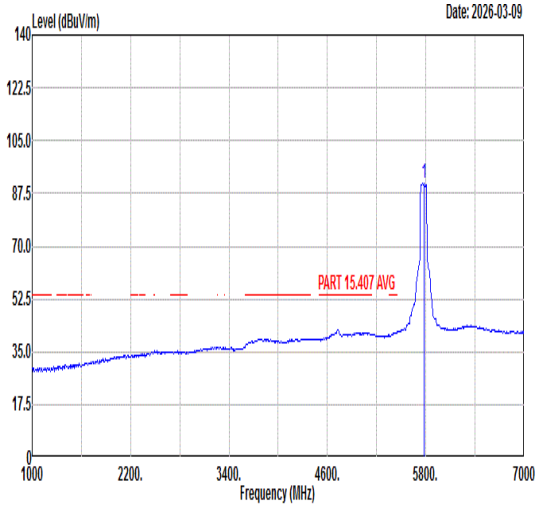 Freq Level Limit Line Margin (dB) Read Level Ant Factor Cable Loss Preamp Factor APos TPos Remark 1 5775.00 90.92 ------ ------ 78.40 35.87 10.10 33.45 116 360 AVERAGE

Mode	67	
	Band Edge - R	
	U-NII-3_5.725-5.85_802.11ac VHT80_CH155_5775MHz	
ANT	4+6	
Pol.	Horizontal	Fundamental
Peak	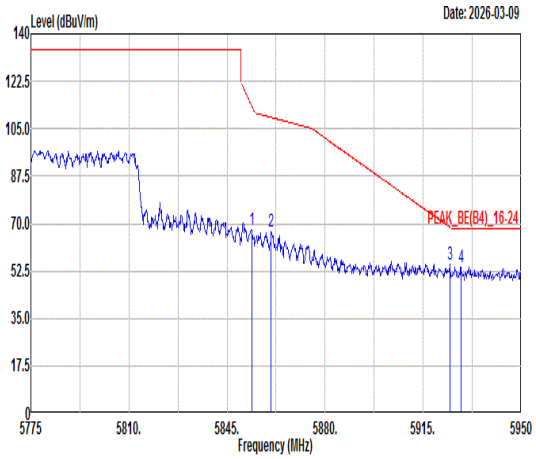 Freq Level Limit Line Margin (dB) Read Level Ant Factor Cable Loss Preamp Factor APos TPos Remark MHz dBuV/m dBuV/m dBuV dB/m dB dB cm deg 1 5853.75 67.78 113.65 -45.87 54.96 36.00 10.29 33.47 116 360 PEAK 2 5860.75 67.04 109.19 -42.15 54.20 36.01 10.30 33.47 116 360 PEAK 3 5924.45 54.93 68.70 -13.77 41.88 36.09 10.44 33.48 116 360 PEAK 4 5928.48 53.90 68.30 -14.40 40.84 36.10 10.45 33.49 116 360 PEAK	Blank

Mode	67	
	Band Edge - L	
	U-NII-3_5.725-5.85_802.11ac VHT80_CH155_5775MHz	
ANT	4+6	
Pol.	Vertical	Fundamental
Peak	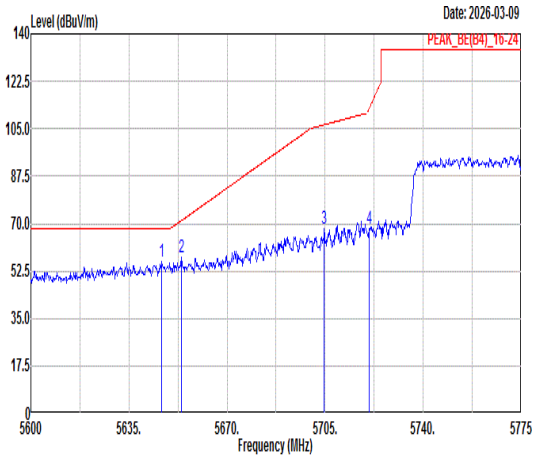 Freq Level Limit Line Margin (dB) Read Level Ant Factor Cable Loss Preamp Factor APos TPos Remark 1 5646.73 55.87 68.30 -12.43 43.74 35.71 9.85 33.43 301 245 PEAK 2 5653.73 57.79 71.06 -13.27 45.63 35.72 9.87 33.43 301 245 PEAK 3 5704.65 68.02 106.50 -38.48 55.69 35.79 9.98 33.44 301 245 PEAK 4 5720.75 68.35 112.51 -44.16 55.97 35.81 10.01 33.44 301 245 PEAK	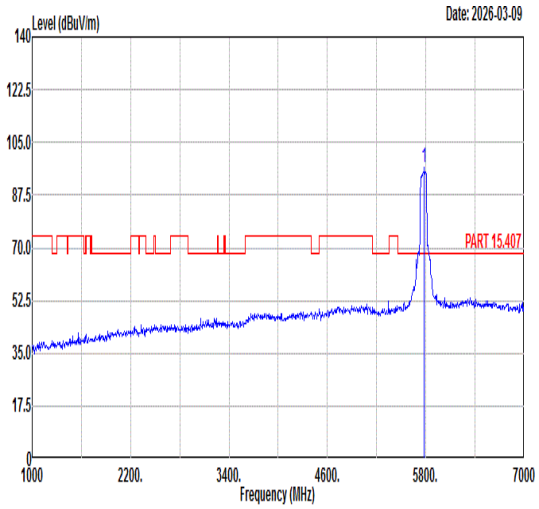 Freq Level Limit Line Margin (dB) Read Level Ant Factor Cable Loss Preamp Factor APos TPos Remark 1 5775.00 96.76 ------ ------ 84.19 35.89 10.14 33.46 301 245 PEAK
Avg	Blank	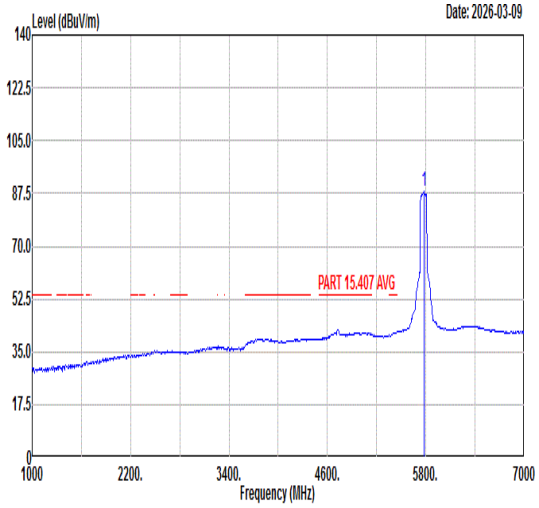 Freq Level Limit Line Margin (dB) Read Level Ant Factor Cable Loss Preamp Factor APos TPos Remark 1 5775.00 88.40 ------ ------ 75.83 35.89 10.14 33.46 301 245 AVERAGE

Mode	67	
	Band Edge - R	
	U-NII-3_5.725-5.85_802.11ac VHT80_CH155_5775MHz	
ANT	4+6	
Pol.	Vertical	Fundamental
Peak	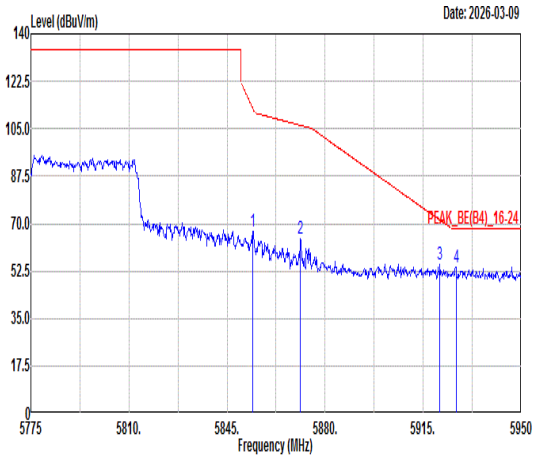 Freq Level Limit Line Margin (dB) Read Level Ant Factor Cable Loss Preamp Factor APos TPos Remark MHz dBuV/m dBuV/m dBuV dB/m dB dB cm deg 1 5854.28 67.34 112.45 -45.11 54.52 36.00 10.29 33.47 301 245 PEAK 2 5871.25 64.53 106.25 -41.72 51.65 36.02 10.33 33.47 301 245 PEAK 3 5920.95 55.14 71.28 -16.14 42.10 36.09 10.43 33.48 301 245 PEAK 4 5926.73 53.85 68.30 -14.45 40.80 36.10 10.44 33.49 301 245 PEAK	Blank

Mode	67	
	Harmonic	
	U-NII-3_5.725-5.85_802.11ac VHT80_CH155_5775MHz	
ANT	4+6	
Pol.	Horizontal	Vertical
Peak Avg	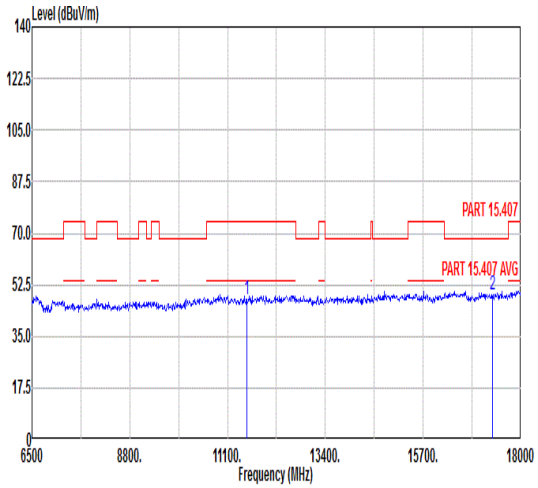 Freq Level Limit Line Margin Read Level Ant Factor Cable Loss Preamp Factor APos TPos Remark MHz dBuV/m dBuV/m dB dBuV dB/m dB dB cm deg 1 11550.00 47.31 74.00 -26.69 46.61 38.47 12.92 50.69 --- --- Peak 2 17325.00 49.13 68.30 -19.17 43.26 42.94 15.79 52.86 --- --- Peak	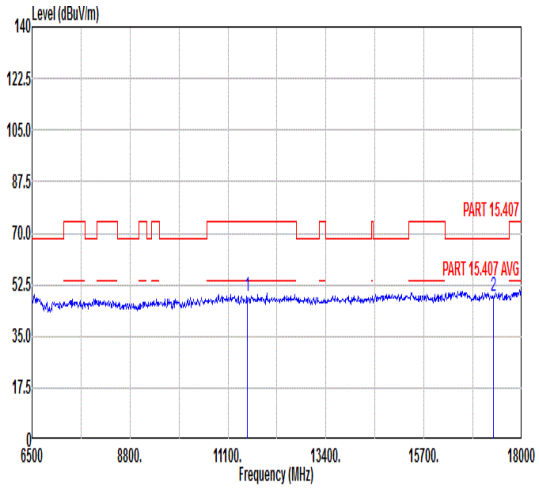 Freq Level Limit Line Margin Read Level Ant Factor Cable Loss Preamp Factor APos TPos Remark MHz dBuV/m dBuV/m dB dBuV dB/m dB dB cm deg 1 11550.00 48.41 74.00 -25.59 47.71 38.47 12.92 50.69 --- --- Peak 2 17325.00 48.48 68.30 -19.82 42.61 42.94 15.79 52.86 --- --- Peak

Mode	68	
	Band Edge	
	U-NII-3_5.725-5.85_802.11ax HE20_CH149_Full RU_5745MHz	
ANT	4+6	
Pol.	Horizontal	Fundamental
Peak	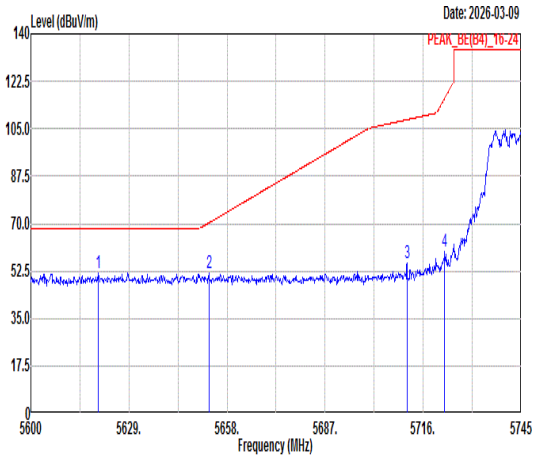 Freq Level Limit Line Margin (dB) Read Level Ant Factor Cable Loss Preamp Factor APos TPos Remark 1 5620.01 MHz 51.99 dBuV/m 68.30 dBuV/m -16.31 39.94 dBuV 35.67 dB/m 9.80 dB 33.42 dB 159 cm 1 deg PEAK 2 5652.64 51.92 70.25 -18.33 39.77 35.71 9.87 33.43 159 1 PEAK 3 5711.22 55.32 108.34 -53.02 42.97 35.80 9.99 33.44 159 1 PEAK 4 5722.38 59.89 116.23 -56.34 47.51 35.81 10.01 33.44 159 1 PEAK	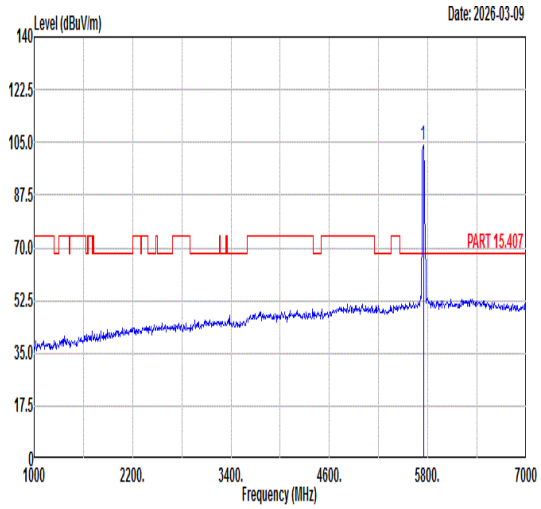 Freq Level Limit Line Margin (dB) Read Level Ant Factor Cable Loss Preamp Factor APos TPos Remark 1 5745.00 MHz 104.14 dBuV/m ------ ------ 91.69 dBuV 35.84 dB/m 10.06 dB 33.45 dB 159 cm 1 deg PEAK
Avg	Blank	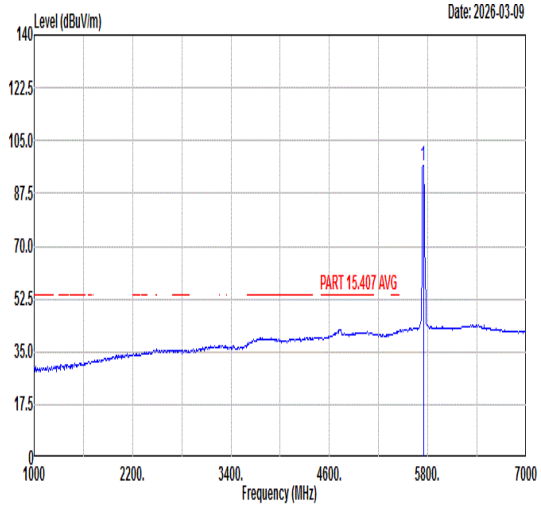 Freq Level Limit Line Margin (dB) Read Level Ant Factor Cable Loss Preamp Factor APos TPos Remark 1 5745.00 MHz 96.84 dBuV/m ------ ------ 84.39 dBuV 35.84 dB/m 10.06 dB 33.45 dB 159 cm 1 deg AVERAGE

Mode	68	
	Band Edge	
	U-NII-3_5.725-5.85_802.11ax HE20_CH149_Full RU_5745MHz	
ANT	4+6	
Pol.	Vertical	Fundamental
Peak	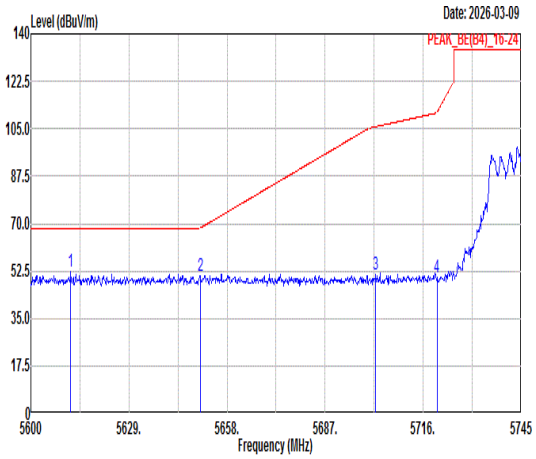 Freq Level Limit Line Margin (dB) Read Level Ant Factor Cable Loss Preamp Factor APos TPos Remark 1 5611.75 52.06 68.30 -16.24 40.04 35.66 9.78 33.42 200 97 PEAK 2 5650.03 50.85 68.32 -17.47 38.71 35.71 9.86 33.43 200 97 PEAK 3 5701.94 51.21 105.74 -54.53 38.90 35.78 9.97 33.44 200 97 PEAK 4 5720.06 49.94 110.94 -61.00 37.56 35.81 10.01 33.44 200 97 PEAK	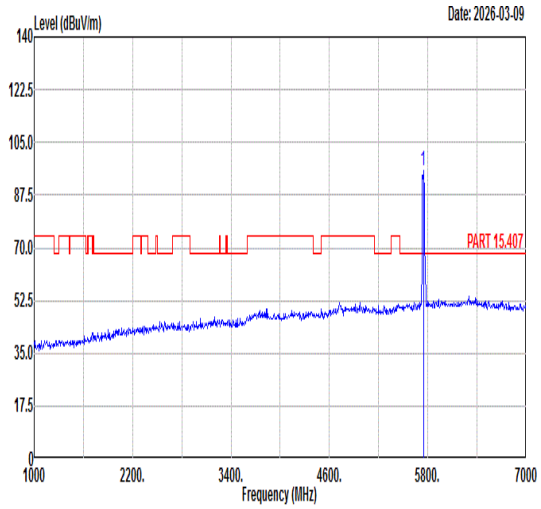 Freq Level Limit Line Margin (dB) Read Level Ant Factor Cable Loss Preamp Factor APos TPos Remark 1 5745.00 95.84 ------ ------ 83.36 35.85 10.08 33.45 200 97 PEAK
Avg	Blank	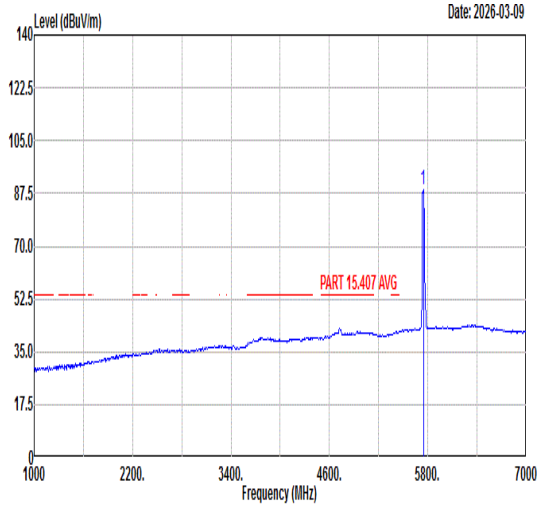 Freq Level Limit Line Margin (dB) Read Level Ant Factor Cable Loss Preamp Factor APos TPos Remark 1 5745.00 88.76 ------ ------ 76.31 35.84 10.06 33.45 200 97 AVERAGE

Mode	68	
	Harmonic	
	U-NII-3_5.725-5.85_802.11ax HE20_CH149_Full RU_5745MHz	
ANT	4+6	
Pol.	Horizontal	Vertical
Peak Avg	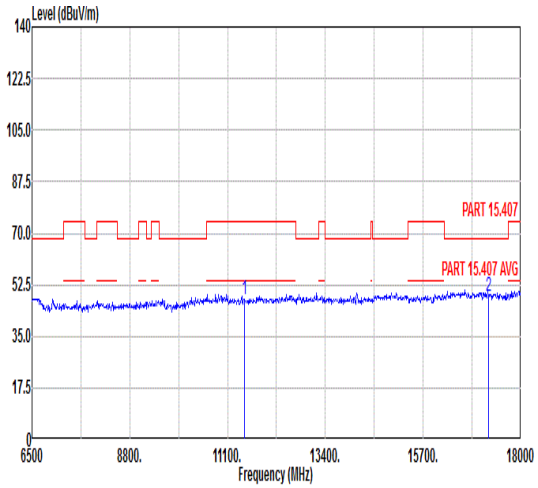 Freq Level Limit Line Margin Read Level Ant Factor Cable Loss Preamp Factor APos TPos Remark MHz dBuV/m dBuV/m dB dBuV dB/m dB dB cm deg 1 11490.00 47.56 74.00 -26.44 46.88 38.45 12.87 50.64 --- --- Peak 2 17235.00 48.77 68.30 -19.53 43.07 42.83 15.72 52.85 --- --- Peak	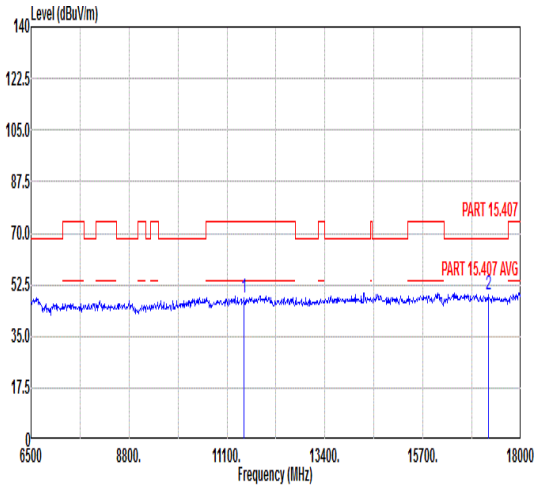 Freq Level Limit Line Margin Read Level Ant Factor Cable Loss Preamp Factor APos TPos Remark MHz dBuV/m dBuV/m dB dBuV dB/m dB dB cm deg 1 11490.00 47.94 74.00 -26.06 47.26 38.45 12.87 50.64 --- --- Peak 2 17235.00 48.94 68.30 -19.36 43.24 42.83 15.72 52.85 --- --- Peak

Mode	69	
	Harmonic	
	U-NII-3_5.725-5.85_802.11ax HE20_CH157_Full RU_5785MHz	
ANT	4+6	
Pol.	Horizontal	Vertical
Peak Avg	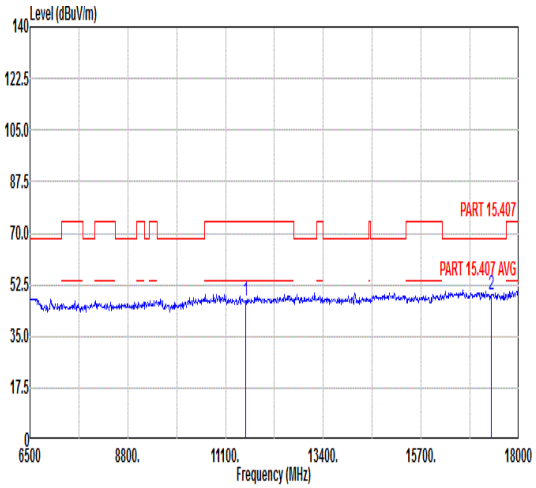 Freq Level Limit Line Margin Read Level Ant Factor Cable Loss Preamp Factor APos TPos Remark MHz dBuV/m dBuV/m dB dBuV dB/m dB dB cm deg 1 11570.00 47.19 74.00 -26.81 46.50 38.47 12.93 50.71 --- --- Peak 2 17355.00 49.35 68.30 -18.95 43.44 42.97 15.81 52.87 --- --- Peak	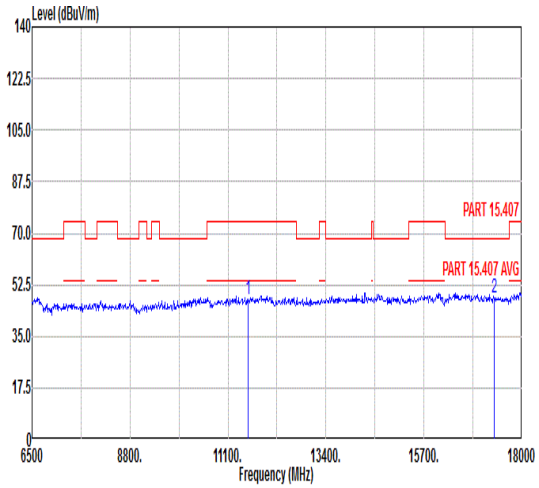 Freq Level Limit Line Margin Read Level Ant Factor Cable Loss Preamp Factor APos TPos Remark MHz dBuV/m dBuV/m dB dBuV dB/m dB dB cm deg 1 11570.00 47.68 74.00 -26.32 46.99 38.47 12.93 50.71 --- --- Peak 2 17355.00 48.14 68.30 -20.16 42.23 42.97 15.81 52.87 --- --- Peak

Mode	70	
	Band Edge	
	U-NII-3_5.725-5.85_802.11ax HE20_CH165_Full RU_5825MHz	
ANT	4+6	
Pol.	Horizontal	Fundamental
Peak	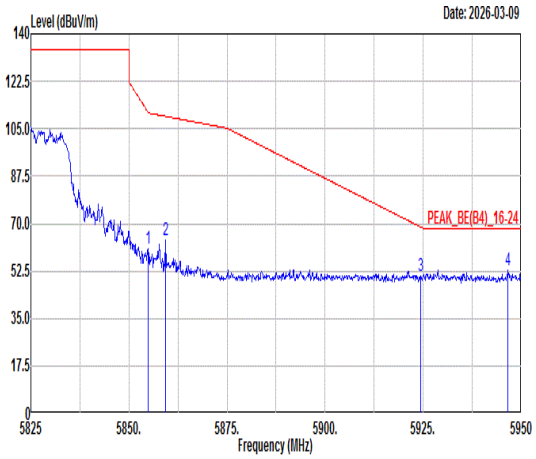 Freq Level Limit Line Margin (dB) Read Level Ant Factor Cable Loss Preamp Factor APos TPos Remark 1 5854.88 60.76 111.08 -50.32 47.94 36.00 10.29 33.47 281 360 PEAK 2 5859.25 63.81 109.61 -45.80 50.98 36.00 10.30 33.47 281 360 PEAK 3 5924.38 50.71 68.76 -18.05 37.66 36.09 10.44 33.48 281 360 PEAK 4 5946.63 52.72 68.30 -15.58 39.60 36.13 10.48 33.49 281 360 PEAK	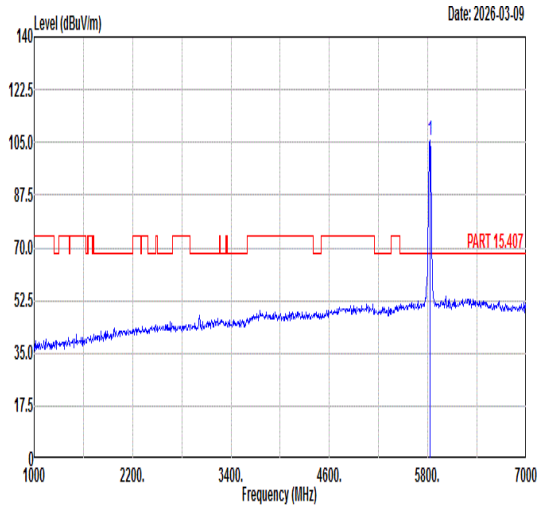 Freq Level Limit Line Margin (dB) Read Level Ant Factor Cable Loss Preamp Factor APos TPos Remark 1 5825.00 105.70 ------ ------ 92.97 35.96 10.24 33.47 281 360 PEAK
Avg	Blank	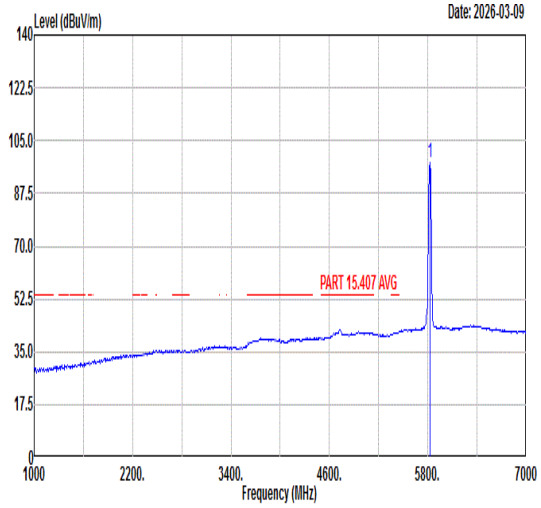 Freq Level Limit Line Margin (dB) Read Level Ant Factor Cable Loss Preamp Factor APos TPos Remark 1 5825.00 97.62 ------ ------ 84.89 35.96 10.24 33.47 281 360 AVERAGE

Mode	70	
	Band Edge	
	U-NII-3_5.725-5.85_802.11ax HE20_CH165_Full RU_5825MHz	
ANT	4+6	
Pol.	Vertical	Fundamental
Peak	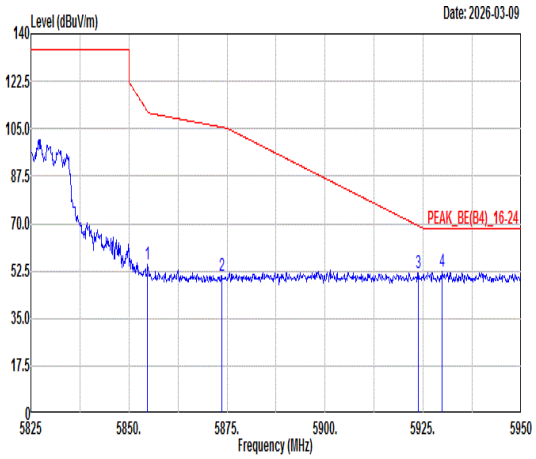 Freq Level Limit Line Margin (dB) Read Level Ant Factor Cable Loss Preamp Factor APos TPos Remark 1 5854.75 54.72 111.37 -56.65 41.90 36.00 10.29 33.47 400 38 PEAK 2 5873.63 50.80 105.58 -54.78 37.92 36.02 10.33 33.47 400 38 PEAK 3 5923.75 51.98 69.22 -17.24 38.93 36.09 10.44 33.48 400 38 PEAK 4 5929.75 52.46 68.30 -15.84 39.40 36.10 10.45 33.49 400 38 PEAK	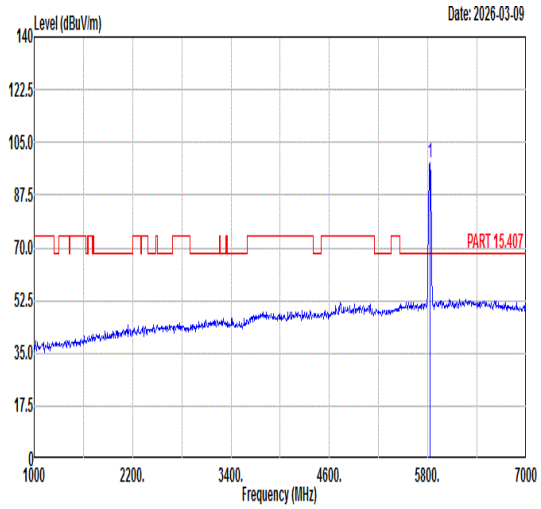 Freq Level Limit Line Margin (dB) Read Level Ant Factor Cable Loss Preamp Factor APos TPos Remark 1 5825.00 98.01 ------ ------ 85.28 35.96 10.24 33.47 400 38 PEAK
Avg	Blank	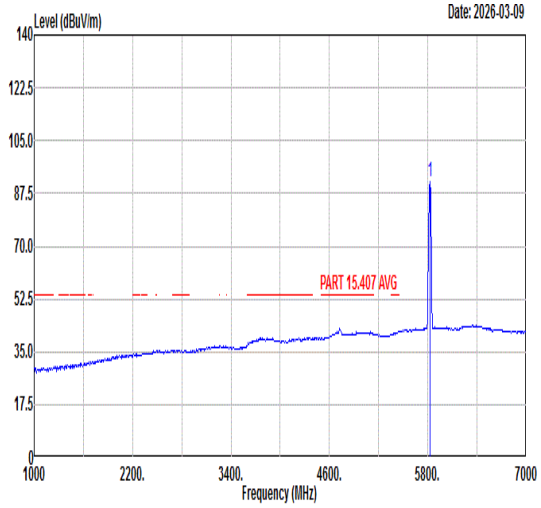 Freq Level Limit Line Margin (dB) Read Level Ant Factor Cable Loss Preamp Factor APos TPos Remark 1 5825.00 91.50 ------ ------ 78.77 35.96 10.24 33.47 400 38 AVERAGE

Mode	70	
	Harmonic	
	U-NII-3_5.725-5.85_802.11ax HE20_CH165_Full RU_5825MHz	
ANT	4+6	
Pol.	Horizontal	Vertical
Peak Avg	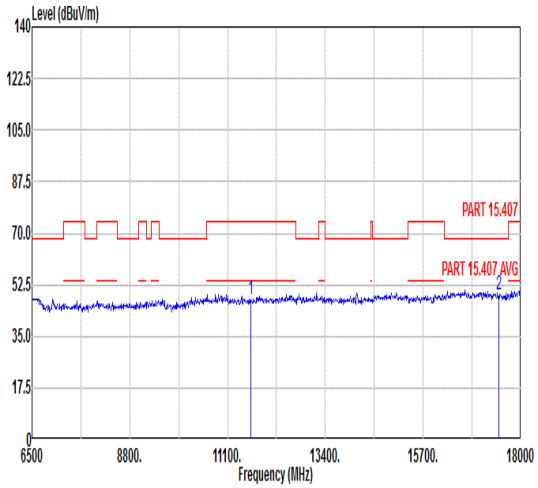 Freq Level Limit Line Margin Read Level Ant Factor Cable Loss Preamp Factor APos TPos Remark MHz dBuV/m dBuV/m dB dBuV dB/m dB dB cm deg 1 11650.00 47.71 74.00 -26.29 47.01 38.49 12.99 50.78 --- --- Peak 2 17475.00 49.28 68.30 -19.02 43.18 43.10 15.90 52.90 --- --- Peak	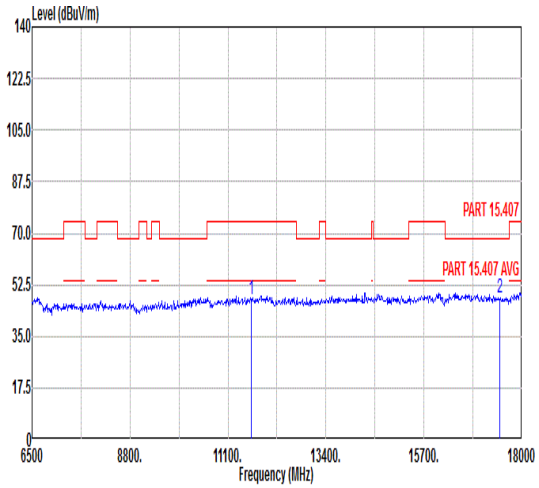 Freq Level Limit Line Margin Read Level Ant Factor Cable Loss Preamp Factor APos TPos Remark MHz dBuV/m dBuV/m dB dBuV dB/m dB dB cm deg 1 11650.00 47.47 74.00 -26.53 46.77 38.49 12.99 50.78 --- --- Peak 2 17475.00 47.88 68.30 -20.42 41.78 43.10 15.90 52.90 --- --- Peak

Mode	71	
	Band Edge - L	
	U-NII-3_5.725-5.85_802.11ax HE40_CH151_Full RU_5755MHz	
ANT	4+6	
Pol.	Horizontal	Fundamental
Peak	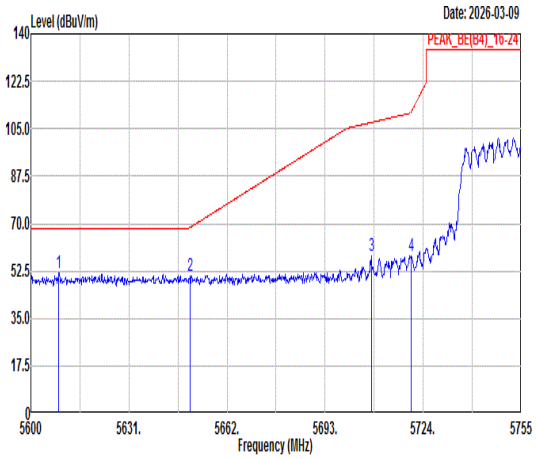 Freq Level Limit Line Margin (dB) Read Level Ant Factor Cable Loss Preamp Factor APos TPos Remark MHz dBuV/m dBuV/m dBuV dB/m dB dB cm deg 1 5608.84 51.81 68.30 -16.49 39.81 35.65 9.77 33.42 300 78 PEAK 2 5650.38 50.70 68.58 -17.88 38.56 35.71 9.86 33.43 300 78 PEAK 3 5707.57 58.19 107.32 -49.13 45.86 35.79 9.98 33.44 300 78 PEAK 4 5720.13 57.92 111.09 -53.17 45.54 35.81 10.01 33.44 300 78 PEAK	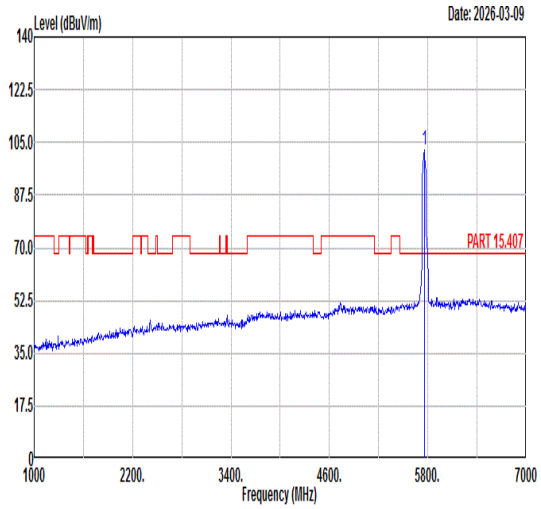 Freq Level Limit Line Margin (dB) Read Level Ant Factor Cable Loss Preamp Factor APos TPos Remark MHz dBuV/m dBuV/m dBuV dB/m dB dB cm deg 1 5755.00 102.47 ------ ------ 89.97 35.86 10.09 33.45 300 78 PEAK
Avg	Blank	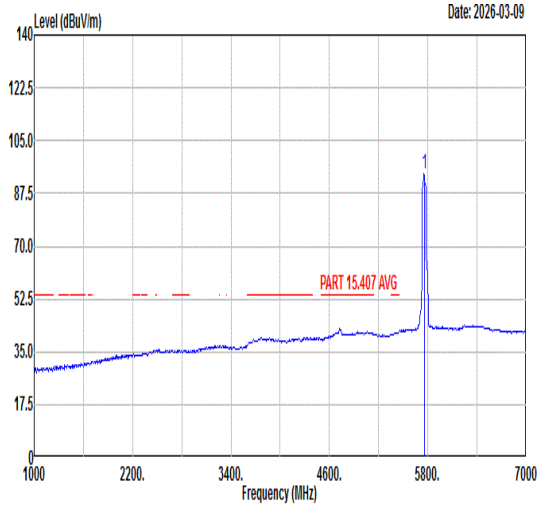 Freq Level Limit Line Margin (dB) Read Level Ant Factor Cable Loss Preamp Factor APos TPos Remark MHz dBuV/m dBuV/m dBuV dB/m dB dB cm deg 1 5755.00 93.82 ------ ------ 81.34 35.85 10.08 33.45 300 78 AVERAGE

Mode	71	
	Band Edge - R	
	U-NII-3_5.725-5.85_802.11ax HE40_CH151_Full RU_5755MHz	
ANT	4+6	
Pol.	Horizontal	Fundamental
Peak	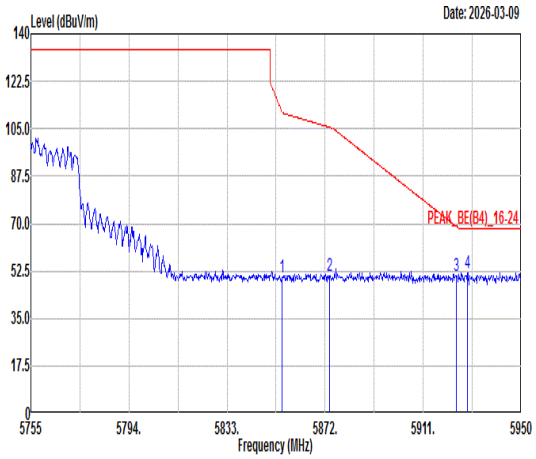 Freq Level Limit Line Margin (dB) Read Level Ant Factor Cable Loss Preamp Factor APos TPos Remark MHz dBuV/m dBuV/m dBuV dB/m dB dB cm deg 1 5854.84 49.99 111.17 -61.18 37.17 36.00 10.29 33.47 300 78 PEAK 2 5873.76 50.91 105.55 -54.64 38.03 36.02 10.33 33.47 300 78 PEAK 3 5924.07 50.84 68.99 -18.15 37.79 36.09 10.44 33.48 300 78 PEAK 4 5928.55 51.73 68.30 -16.57 38.67 36.10 10.45 33.49 300 78 PEAK	Blank

Mode	71	
	Band Edge - L	
	U-NII-3_5.725-5.85_802.11ax HE40_CH151_Full RU_5755MHz	
ANT	4+6	
Pol.	Vertical	Fundamental
Peak	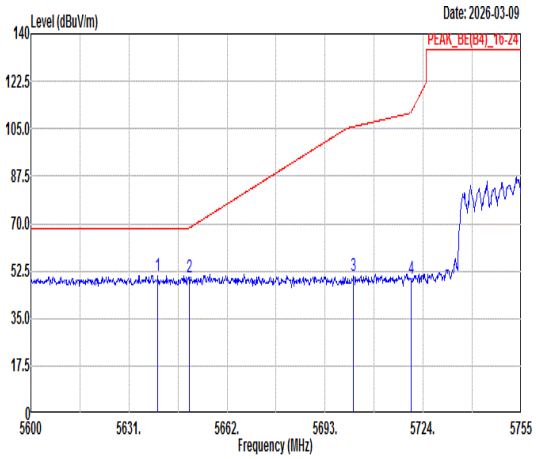 Freq Level Limit Line Margin (dB) Read Level Ant Factor Cable Loss Preamp Factor APos TPos Remark 1 5640.15 50.91 68.30 -17.39 38.80 35.70 9.84 33.43 238 360 PEAK 2 5650.07 50.27 68.35 -18.08 38.13 35.71 9.86 33.43 238 360 PEAK 3 5701.99 50.72 105.76 -55.04 38.41 35.78 9.97 33.44 238 360 PEAK 4 5720.13 49.86 111.09 -61.23 37.48 35.81 10.01 33.44 238 360 PEAK	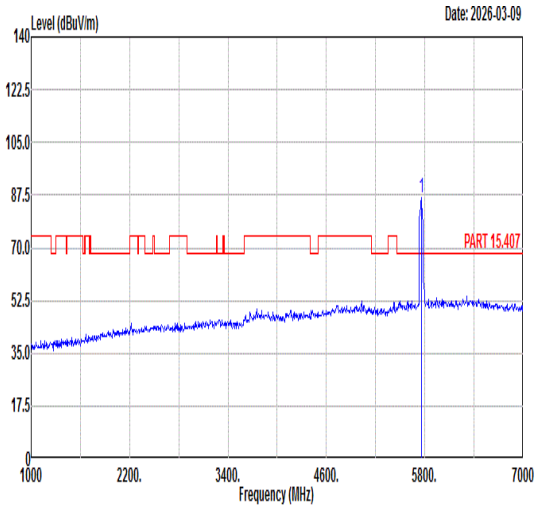 Freq Level Limit Line Margin (dB) Read Level Ant Factor Cable Loss Preamp Factor APos TPos Remark 1 5755.00 86.75 ------ ------ 74.25 35.86 10.09 33.45 238 360 PEAK
Avg	Blank	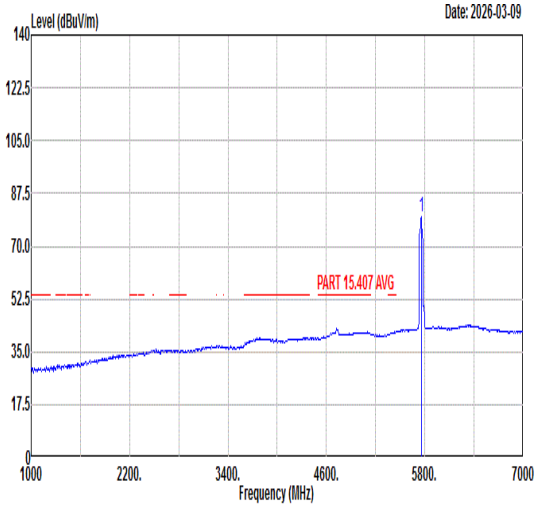 Freq Level Limit Line Margin (dB) Read Level Ant Factor Cable Loss Preamp Factor APos TPos Remark 1 5755.00 79.58 ------ ------ 67.08 35.86 10.09 33.45 238 360 AVERAGE

Mode	71	
	Band Edge - R	
	U-NII-3_5.725-5.85_802.11ax HE40_CH151_Full RU_5755MHz	
ANT	4+6	
Pol.	Vertical	Fundamental
Peak	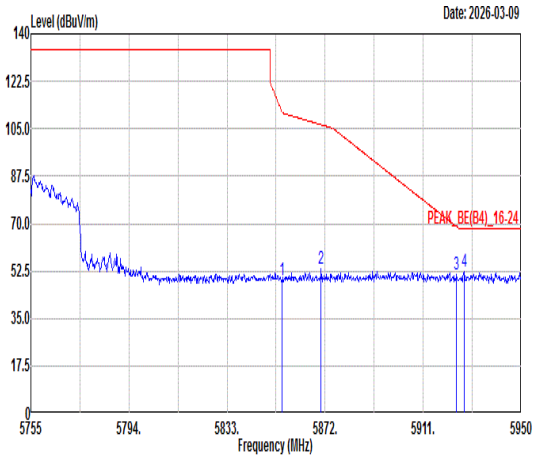 Freq Level Limit Line Margin (dB) Read Level Ant Factor Cable Loss Preamp Factor APos TPos Remark MHz dBuV/m dBuV/m dBuV dB/m dB dB cm deg 1 5854.84 49.01 111.17 -62.16 36.19 36.00 10.29 33.47 238 360 PEAK 2 5870.44 53.14 106.48 -53.34 40.27 36.02 10.32 33.47 238 360 PEAK 3 5924.26 51.13 68.84 -17.71 38.08 36.09 10.44 33.48 238 360 PEAK 4 5927.19 52.31 68.30 -15.99 39.26 36.10 10.44 33.49 238 360 PEAK	Blank

Mode	71	
	Harmonic	
	U-NII-3_5.725-5.85_802.11ax HE40_CH151_Full RU_5755MHz	
ANT	4+6	
Pol.	Horizontal	Vertical
Peak Avg	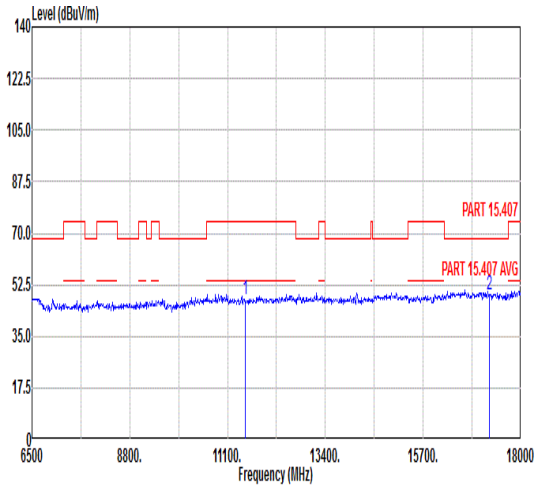 Freq Level Limit Line Margin Read Level Ant Factor Cable Loss Preamp Factor APos TPos Remark MHz dBuV/m dBuV/m dB dBuV dB/m dB dB cm deg 1 11510.00 47.56 74.00 -26.44 46.88 38.45 12.89 50.66 --- --- Peak 2 17265.00 49.17 68.30 -19.13 43.41 42.87 15.74 52.85 --- --- Peak	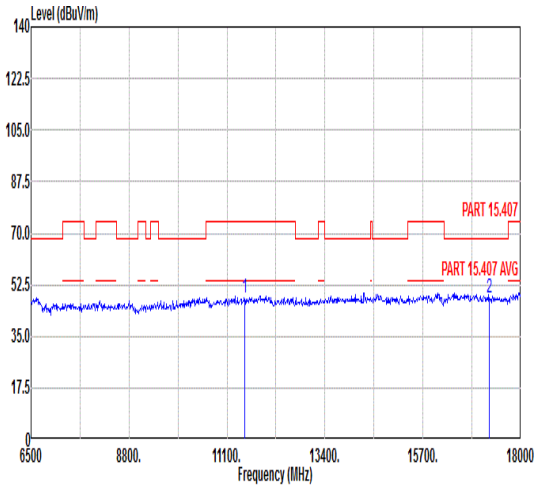 Freq Level Limit Line Margin Read Level Ant Factor Cable Loss Preamp Factor APos TPos Remark MHz dBuV/m dBuV/m dB dBuV dB/m dB dB cm deg 1 11510.00 47.94 74.00 -26.06 47.26 38.45 12.89 50.66 --- --- Peak 2 17265.00 48.27 68.30 -20.03 42.51 42.87 15.74 52.85 --- --- Peak

Mode	72	
	Band Edge - L	
	U-NII-3_5.725-5.85_802.11ax HE40_CH159_Full RU_5795MHz	
ANT	4+6	
Pol.	Horizontal	Fundamental
Peak	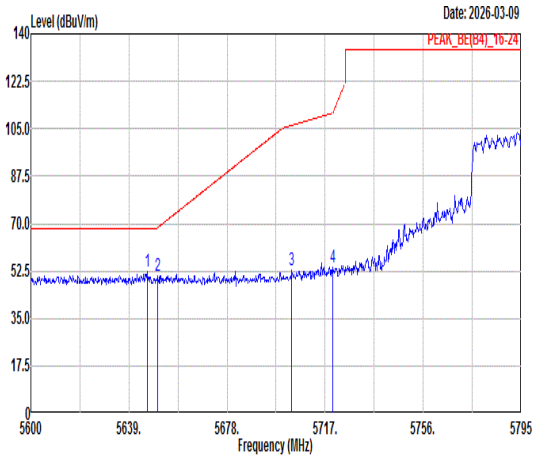 Freq Level Limit Line Margin (dB) Read Level Ant Factor Cable Loss Preamp Factor APos TPos Remark 1 5646.22 52.39 68.30 -15.91 40.27 35.70 9.85 33.43 100 0 PEAK 2 5650.31 50.67 68.53 -17.86 38.53 35.71 9.86 33.43 100 0 PEAK 3 5703.74 52.80 106.25 -53.45 40.48 35.79 9.97 33.44 100 0 PEAK 4 5720.12 53.66 111.07 -57.41 41.28 35.81 10.01 33.44 100 0 PEAK	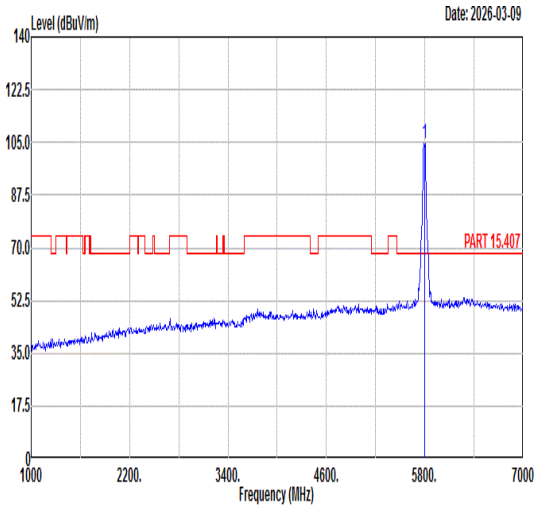 Freq Level Limit Line Margin (dB) Read Level Ant Factor Cable Loss Preamp Factor APos TPos Remark 1 5795.00 104.65 ------ ------ 92.06 35.90 10.15 33.46 100 0 PEAK
Avg	Blank	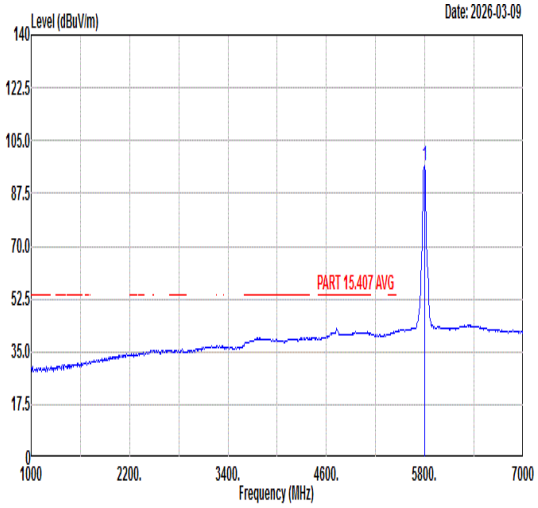 Freq Level Limit Line Margin (dB) Read Level Ant Factor Cable Loss Preamp Factor APos TPos Remark 1 5795.00 96.86 ------ ------ 84.25 35.91 10.16 33.46 100 0 AVERAGE

Mode	72	
	Band Edge - R	
	U-NII-3_5.725-5.85_802.11ax HE40_CH159_Full RU_5795MHz	
ANT	4+6	
Pol.	Horizontal	Fundamental
Peak	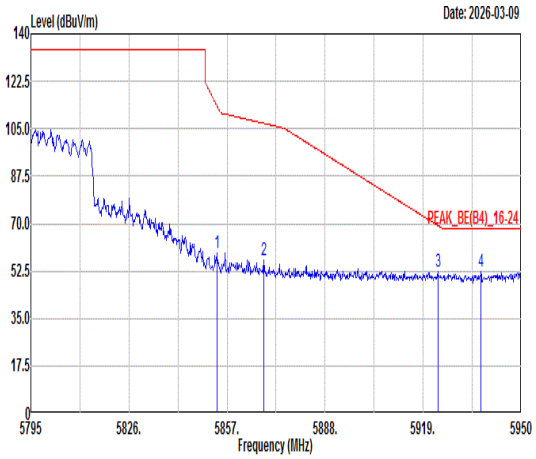 Freq Level Limit Line Margin (dB) Read Level Ant Factor Cable Loss Preamp Factor APos TPos Remark MHz dBuV/m dBuV/m dBuV dB/m dB dB cm deg 1 5853.75 59.03 113.66 -54.63 46.21 36.00 10.29 33.47 100 0 PEAK 2 5868.63 56.72 106.98 -50.26 43.85 36.02 10.32 33.47 100 0 PEAK 3 5923.65 52.54 69.29 -16.75 39.49 36.09 10.44 33.48 100 0 PEAK 4 5937.29 52.12 68.30 -16.18 39.04 36.11 10.46 33.49 100 0 PEAK	Blank

Mode	72	
	Band Edge - L	
	U-NII-3_5.725-5.85_802.11ax HE40_CH159_Full RU_5795MHz	
ANT	4+6	
Pol.	Vertical	Fundamental
Peak	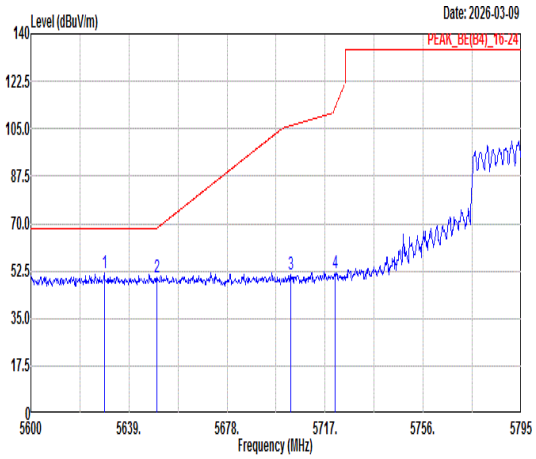 Freq Level Limit Line Margin (dB) Read Level Ant Factor Cable Loss Preamp Factor APos TPos Remark 1 5629.25 51.52 68.30 -16.78 39.45 35.68 9.82 33.43 238 259 PEAK 2 5650.12 50.07 68.39 -18.32 37.93 35.71 9.86 33.43 238 259 PEAK 3 5703.35 51.01 106.14 -55.13 38.70 35.78 9.97 33.44 238 259 PEAK 4 5720.90 51.76 112.85 -61.09 39.38 35.81 10.01 33.44 238 259 PEAK	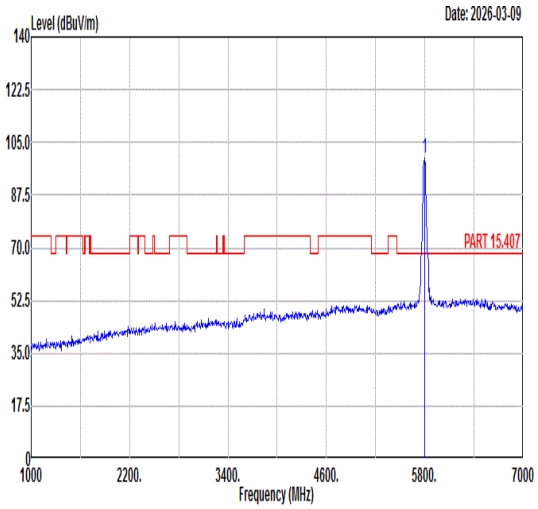 Freq Level Limit Line Margin (dB) Read Level Ant Factor Cable Loss Preamp Factor APos TPos Remark 1 5795.00 100.02 ------ ------ 87.38 35.92 10.18 33.46 238 259 PEAK
Avg	Blank	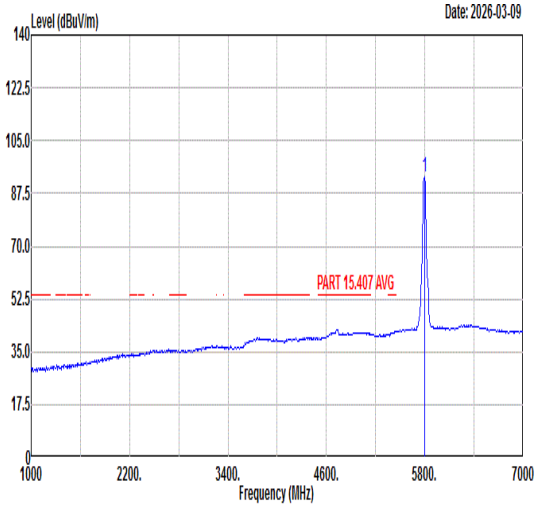 Freq Level Limit Line Margin (dB) Read Level Ant Factor Cable Loss Preamp Factor APos TPos Remark 1 5795.00 92.91 ------ ------ 80.30 35.91 10.16 33.46 238 259 AVERAGE

Mode	72	
	Band Edge - R	
	U-NII-3_5.725-5.85_802.11ax HE40_CH159_Full RU_5795MHz	
ANT	4+6	
Pol.	Vertical	Fundamental
Peak	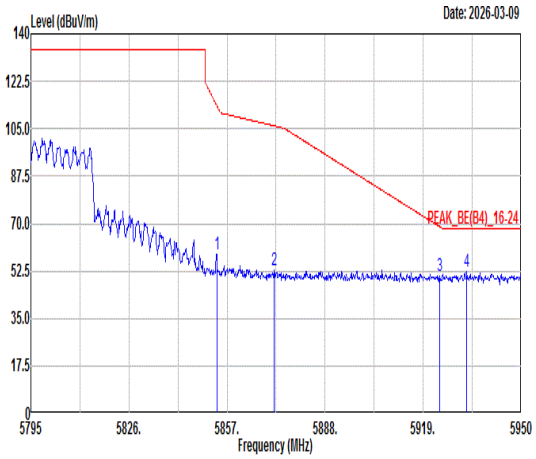 Freq Level Limit Line Margin (dB) Read Level Ant Factor Cable Loss Preamp Factor APos TPos Remark MHz dBuV/m dBuV/m dBuV dB/m dB dB cm deg 1 5853.75 58.45 113.66 -55.21 45.63 36.00 10.29 33.47 238 259 PEAK 2 5871.88 52.62 106.07 -53.45 39.74 36.02 10.33 33.47 238 259 PEAK 3 5924.27 50.71 68.84 -18.13 37.66 36.09 10.44 33.48 238 259 PEAK 4 5932.80 52.14 68.30 -16.16 39.06 36.11 10.46 33.49 238 259 PEAK	Blank

Mode	72	
	Harmonic	
	U-NII-3_5.725-5.85_802.11ax HE40_CH159_Full RU_5795MHz	
ANT	4+6	
Pol.	Horizontal	Vertical
Peak Avg	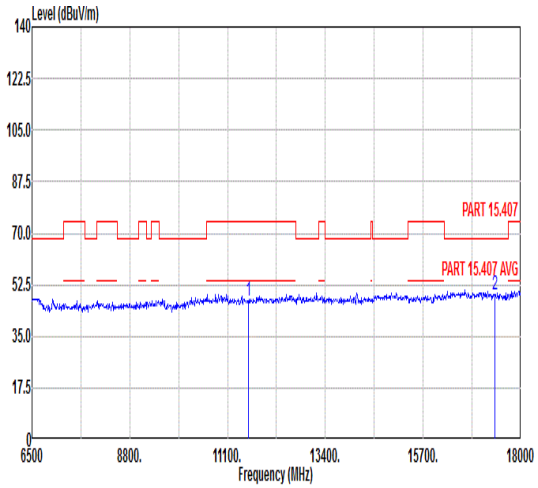 Freq Level Limit Line Margin Read Level Ant Factor Cable Loss Preamp Factor APos TPos Remark MHz dBuV/m dBuV/m dB dBuV dB/m dB dB cm deg 1 11590.00 47.23 74.00 -26.77 46.53 38.48 12.95 50.73 --- --- Peak 2 17385.00 49.01 68.30 -19.29 43.06 43.00 15.83 52.88 --- --- Peak	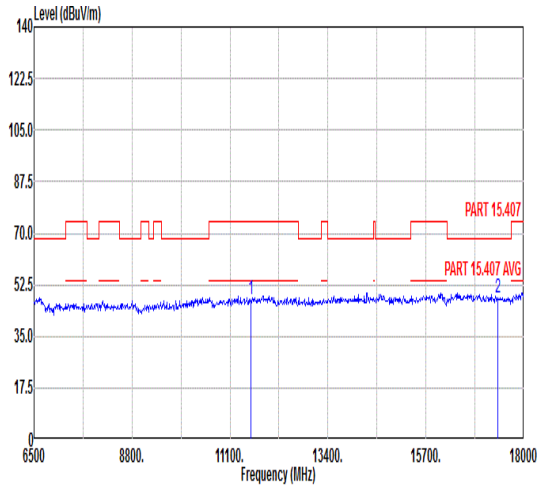 Freq Level Limit Line Margin Read Level Ant Factor Cable Loss Preamp Factor APos TPos Remark MHz dBuV/m dBuV/m dB dBuV dB/m dB dB cm deg 1 11590.00 47.78 74.00 -26.22 47.08 38.48 12.95 50.73 --- --- Peak 2 17385.00 48.12 68.30 -20.18 42.17 43.00 15.83 52.88 --- --- Peak

Mode	73	
	Band Edge - L	
	U-NII-3_5.725-5.85_802.11ax HE80_CH155_Full RU_5775MHz	
ANT	4+6	
Pol.	Horizontal	Fundamental
Peak	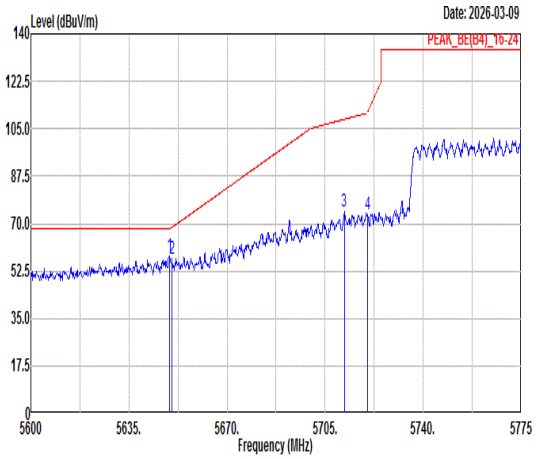 Freq Level Limit Line Margin (dB) Read Level Ant Factor Cable Loss Preamp Factor APos TPos Remark MHz dBuV/m dBuV/m dBuV dB/m dB dB cm deg 1 5649.35 58.10 68.30 -10.20 45.96 35.71 9.86 33.43 100 0 PEAK 2 5650.40 57.22 68.60 -11.38 45.08 35.71 9.86 33.43 100 0 PEAK 3 5711.83 74.32 108.51 -34.19 61.97 35.80 9.99 33.44 100 0 PEAK 4 5720.05 73.39 110.91 -37.52 61.01 35.81 10.01 33.44 100 0 PEAK	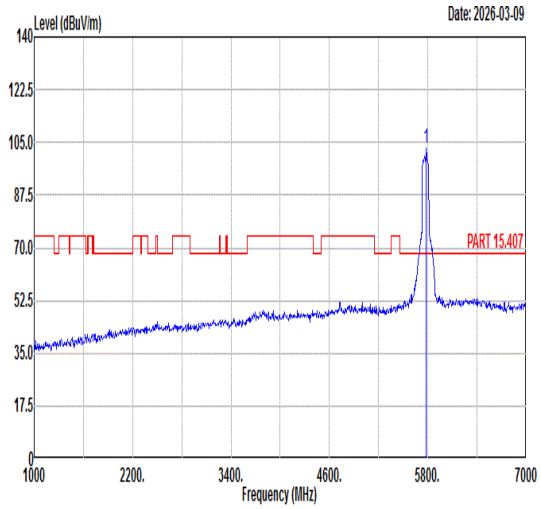 Freq Level Limit Line Margin (dB) Read Level Ant Factor Cable Loss Preamp Factor APos TPos Remark MHz dBuV/m dBuV/m dBuV dB/m dB dB cm deg 1 5775.00 102.89 ------ ------ 90.32 35.89 10.14 33.46 100 0 PEAK
Avg	Blank	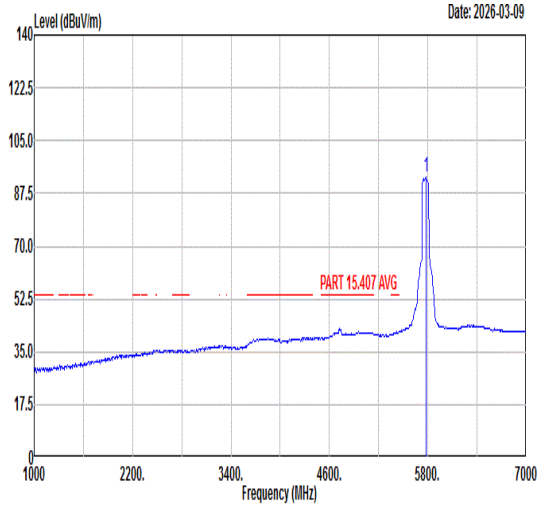 Freq Level Limit Line Margin (dB) Read Level Ant Factor Cable Loss Preamp Factor APos TPos Remark MHz dBuV/m dBuV/m dBuV dB/m dB dB cm deg 1 5775.00 92.74 ------ ------ 80.18 35.89 10.13 33.46 100 0 AVERAGE

Mode	73	
	Band Edge - R	
	U-NII-3_5.725-5.85_802.11ax HE80_CH155_Full RU_5775MHz	
ANT	4+6	
Pol.	Horizontal	Fundamental
Peak	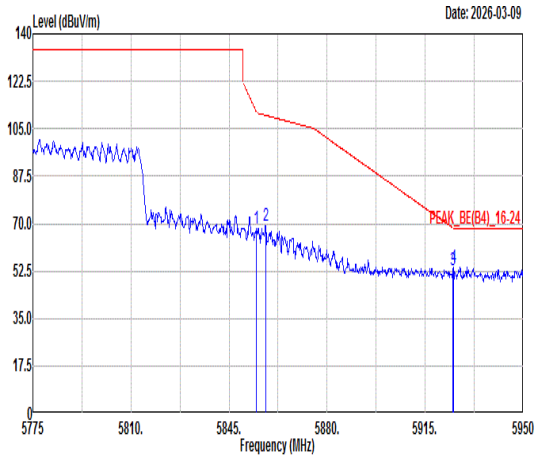 Freq Level Limit Line Margin (dB) Read Level Ant Factor Cable Loss Preamp Factor APos TPos Remark MHz dBuV/m dBuV/m dBuV dB/m dB dB cm deg 1 5854.80 68.18 111.26 -43.08 55.36 36.00 10.29 33.47 100 0 PEAK 2 5858.13 69.15 109.92 -40.77 56.32 36.00 10.30 33.47 100 0 PEAK 3 5924.98 52.67 68.32 -15.65 39.63 36.09 10.44 33.49 100 0 PEAK 4 5925.15 53.94 68.30 -14.36 40.89 36.10 10.44 33.49 100 0 PEAK	Blank

Mode	73	
	Band Edge - L	
	U-NII-3_5.725-5.85_802.11ax HE80_CH155_Full RU_5775MHz	
ANT	4+6	
Pol.	Vertical	Fundamental
Peak	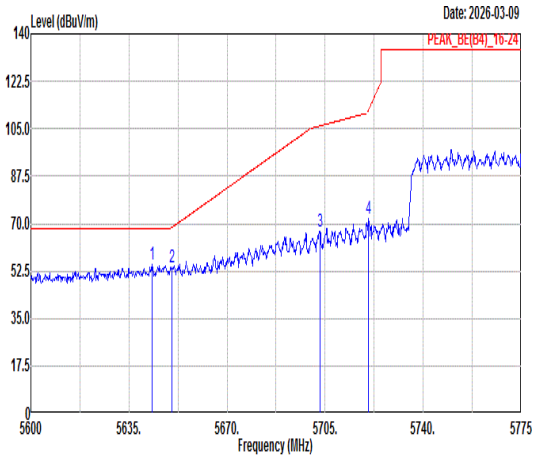 Freq Level Limit Line Margin (dB) Read Level Ant Factor Cable Loss Preamp Factor APos TPos Remark 1 5643.23 55.04 68.30 -13.26 42.92 35.70 9.85 33.43 300 252 PEAK 2 5650.23 53.78 68.47 -14.69 41.64 35.71 9.86 33.43 300 252 PEAK 3 5703.08 67.25 106.06 -38.81 54.94 35.78 9.97 33.44 300 252 PEAK 4 5720.58 71.77 112.11 -40.34 59.39 35.81 10.01 33.44 300 252 PEAK	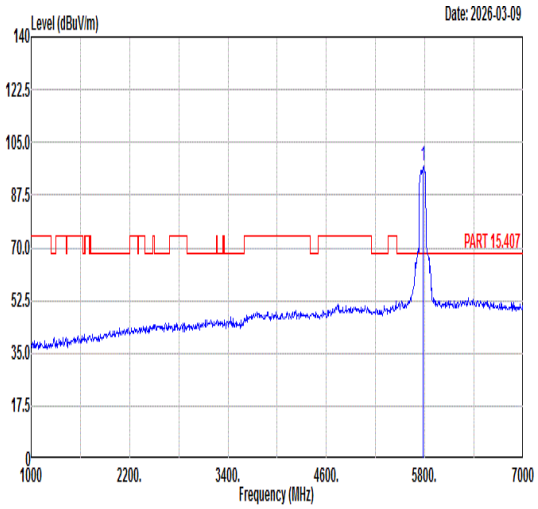 Freq Level Limit Line Margin (dB) Read Level Ant Factor Cable Loss Preamp Factor APos TPos Remark 1 5775.00 97.38 ------ ------ 84.79 35.90 10.15 33.46 300 252 PEAK
Avg	Blank	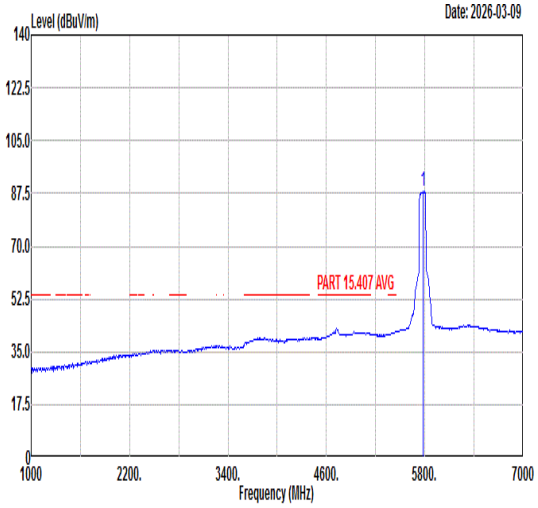 Freq Level Limit Line Margin (dB) Read Level Ant Factor Cable Loss Preamp Factor APos TPos Remark 1 5775.00 88.28 ------ ------ 75.72 35.89 10.13 33.46 300 252 AVERAGE

Mode	73	
	Band Edge - R	
	U-NII-3_5.725-5.85_802.11ax HE80_CH155_Full RU_5775MHz	
ANT	4+6	
Pol.	Vertical	Fundamental
Peak	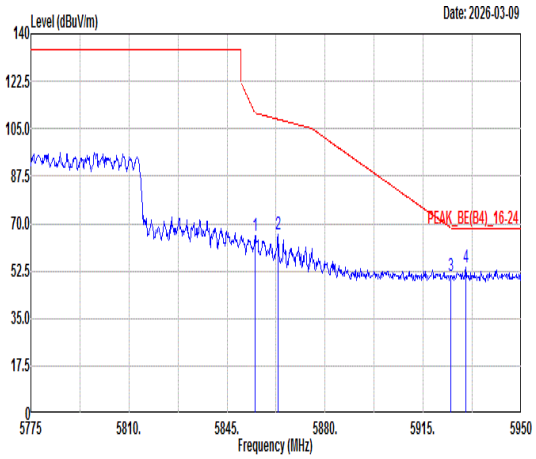 Freq Level Limit Line Margin (dB) Read Level Ant Factor Cable Loss Preamp Factor APos TPos Remark MHz dBuV/m dBuV/m dBuV dB/m dB dB cm deg 1 5854.98 65.53 110.86 -45.33 52.71 36.00 10.29 33.47 300 252 PEAK 2 5863.20 66.00 108.50 -42.50 53.15 36.01 10.31 33.47 300 252 PEAK 3 5924.80 50.65 68.45 -17.80 37.60 36.09 10.44 33.48 300 252 PEAK 4 5930.23 54.11 68.30 -14.19 41.05 36.10 10.45 33.49 300 252 PEAK	Blank

Mode	73	
	Harmonic	
	U-NII-3_5.725-5.85_802.11ax HE80_CH155_Full RU_5775MHz	
ANT	4+6	
Pol.	Horizontal	Vertical
Peak Avg	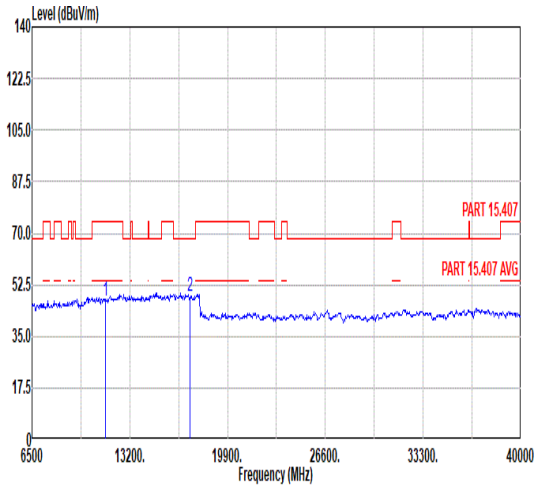 Freq Level Limit Line Margin Read Level Ant Factor Cable Loss Preamp Factor APos TPos Remark MHz dBuV/m dBuV/m dB dBuV dB/m dB dB cm deg 1 11550.00 47.20 74.00 -26.80 44.22 38.28 14.96 50.26 --- --- Peak 2 17325.00 48.82 68.30 -19.48 41.21 42.83 18.00 53.22 --- --- Peak	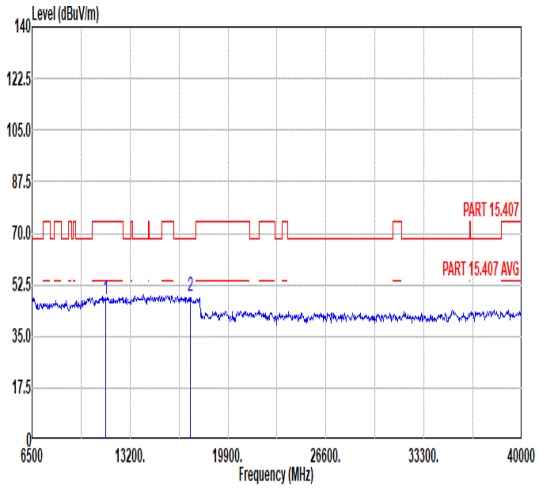 Freq Level Limit Line Margin Read Level Ant Factor Cable Loss Preamp Factor APos TPos Remark MHz dBuV/m dBuV/m dB dBuV dB/m dB dB cm deg 1 11550.00 47.68 74.00 -26.32 44.70 38.28 14.96 50.26 --- --- Peak 2 17325.00 48.87 68.30 -19.43 41.26 42.83 18.00 53.22 --- --- Peak

Mode	74	
	Band Edge	
	U-NII-3_5.725-5.85_802.11ax HE20_CH149_Partial RU 106/53_5745MHz	
ANT	4+6	
Pol.	Horizontal	Fundamental
Peak	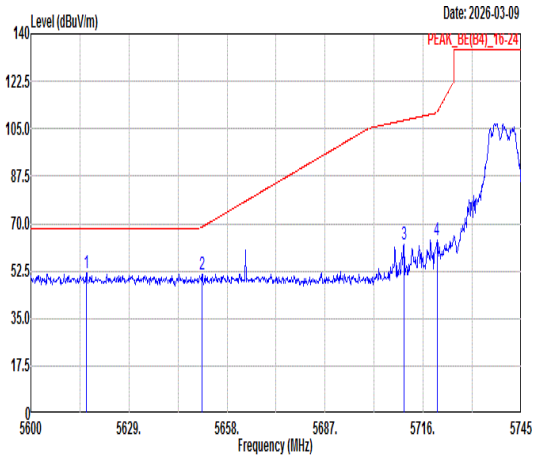 Freq Level Limit Line Margin (dB) Read Level Ant Factor Cable Loss Preamp Factor APos TPos Remark 1 5616.39 51.70 68.30 -16.60 39.67 35.66 9.79 33.42 269 0 PEAK 2 5650.61 51.36 68.75 -17.39 39.22 35.71 9.86 33.43 269 0 PEAK 3 5710.35 62.50 108.10 -45.60 50.16 35.79 9.99 33.44 269 0 PEAK 4 5720.06 64.02 110.94 -46.92 51.64 35.81 10.01 33.44 269 0 PEAK	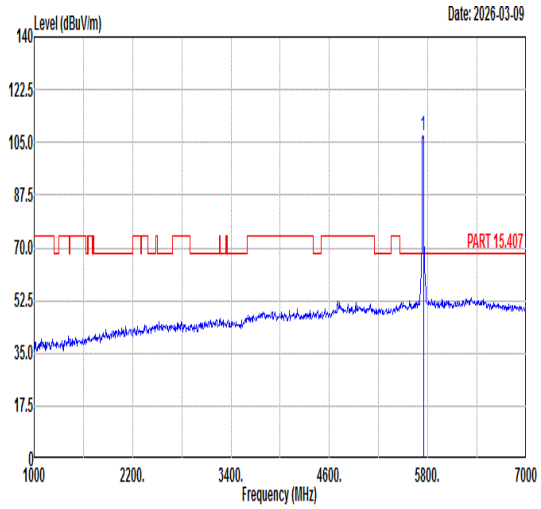 Freq Level Limit Line Margin (dB) Read Level Ant Factor Cable Loss Preamp Factor APos TPos Remark 1 5745.00 107.42 ------ ------ 94.98 35.84 10.05 33.45 269 0 PEAK
Avg	Blank	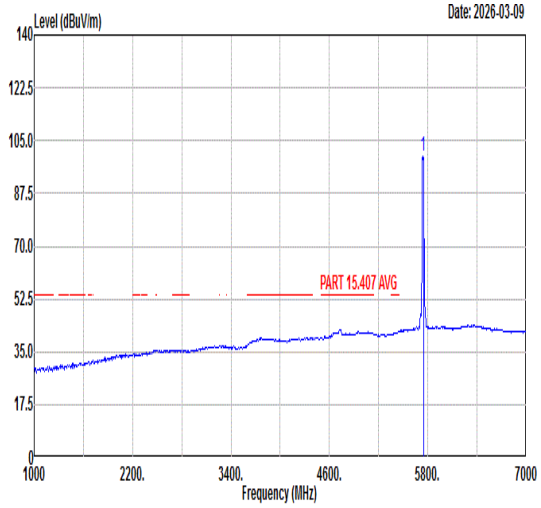 Freq Level Limit Line Margin (dB) Read Level Ant Factor Cable Loss Preamp Factor APos TPos Remark 1 5745.00 99.92 ------ ------ 87.48 35.84 10.05 33.45 269 0 AVERAGE

Mode	74	
	Band Edge	
	U-NII-3_5.725-5.85_802.11ax HE20_CH149_Partial RU 106/53_5745MHz	
ANT	4+6	
Pol.	Vertical	Fundamental
Peak	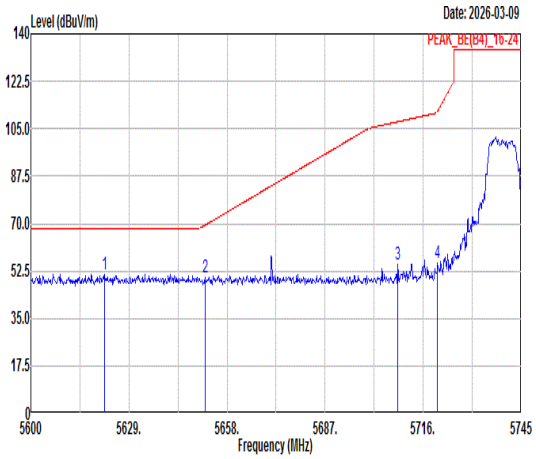 Freq Level Limit Line Margin (dB) Read Level Ant Factor Cable Loss Preamp Factor APos TPos Remark MHz dBuV/m dBuV/m dBuV dB/m dB dB cm deg 1 5621.75 51.40 68.30 -16.90 39.35 35.67 9.80 33.42 352 231 PEAK 2 5651.48 50.09 69.39 -19.30 37.95 35.71 9.86 33.43 352 231 PEAK 3 5708.46 54.94 107.57 -52.63 42.61 35.79 9.98 33.44 352 231 PEAK 4 5720.21 55.60 111.27 -55.67 43.22 35.81 10.01 33.44 352 231 PEAK	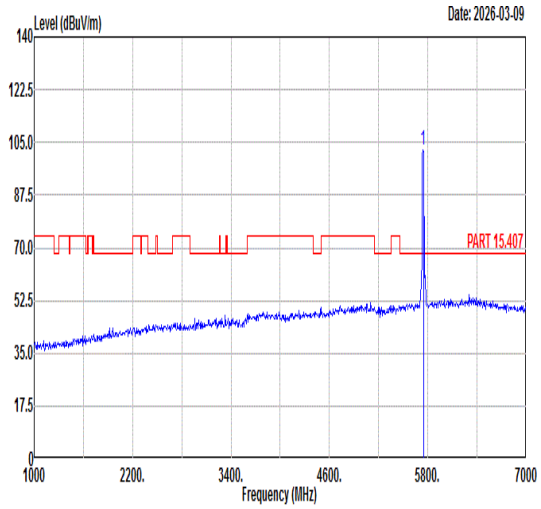 Freq Level Limit Line Margin (dB) Read Level Ant Factor Cable Loss Preamp Factor APos TPos Remark MHz dBuV/m dBuV/m dBuV dB/m dB dB cm deg 1 5745.00 102.74 ------ ------ 90.30 35.84 10.05 33.45 352 231 PEAK
Avg	Blank	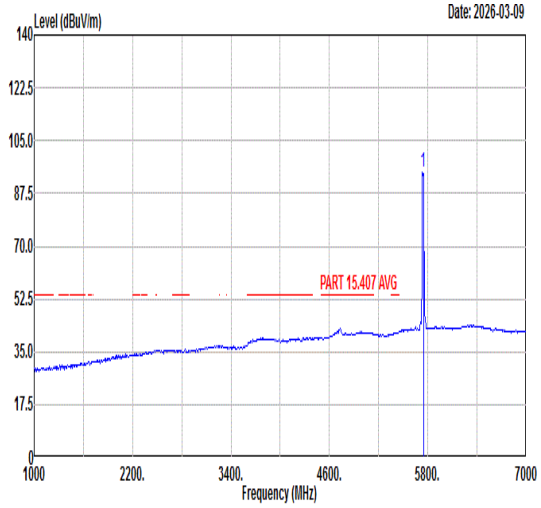 Freq Level Limit Line Margin (dB) Read Level Ant Factor Cable Loss Preamp Factor APos TPos Remark MHz dBuV/m dBuV/m dBuV dB/m dB dB cm deg 1 5745.00 94.37 ------ ------ 81.95 35.83 10.04 33.45 352 231 AVERAGE

Mode	75	
	Band Edge	
	U-NII-3_5.725-5.85_802.11ax HE20_CH165_Partial RU 106/54_5825MHz	
ANT	4+6	
Pol.	Horizontal	Fundamental
Peak	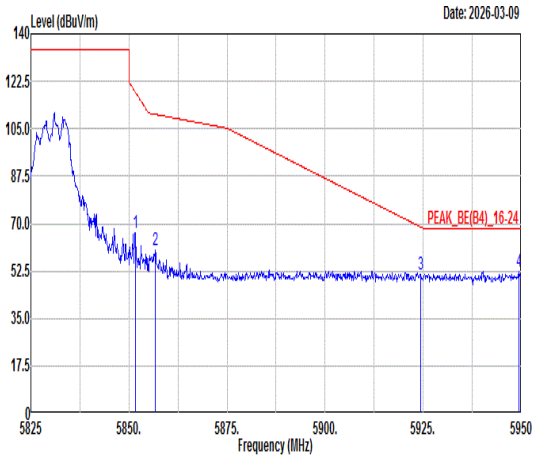 Freq Level Limit Line Margin (dB) Read Level Ant Factor Cable Loss Preamp Factor APos TPos Remark MHz dBuV/m dBuV/m dBuV dB/m dB dB cm deg 1 5851.75 66.51 118.21 -51.70 53.70 35.99 10.29 33.47 100 302 PEAK 2 5856.75 60.28 110.31 -50.03 47.45 36.00 10.30 33.47 100 302 PEAK 3 5924.38 51.31 68.76 -17.45 38.26 36.09 10.44 33.48 100 302 PEAK 4 5949.38 52.23 68.30 -16.07 39.10 36.13 10.49 33.49 100 302 PEAK	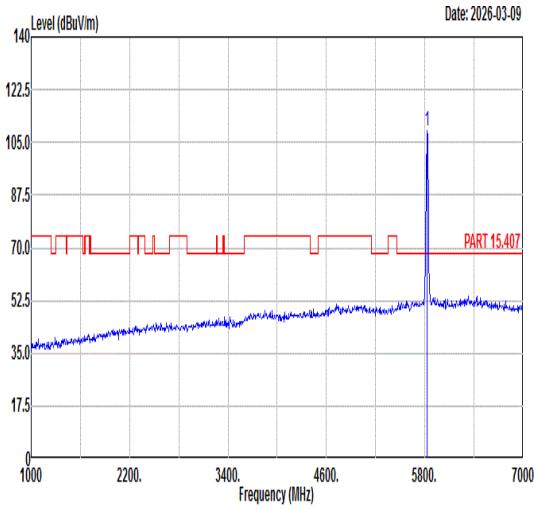 Freq Level Limit Line Margin (dB) Read Level Ant Factor Cable Loss Preamp Factor APos TPos Remark MHz dBuV/m dBuV/m dBuV dB/m dB dB cm deg 1 5825.00 109.03 ------ ------ 96.30 35.96 10.24 33.47 100 302 PEAK
Avg	Blank	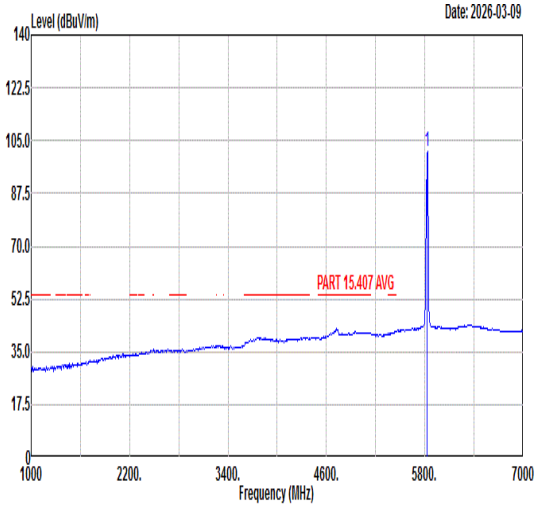 Freq Level Limit Line Margin (dB) Read Level Ant Factor Cable Loss Preamp Factor APos TPos Remark MHz dBuV/m dBuV/m dBuV dB/m dB dB cm deg 1 5825.00 101.45 ------ ------ 88.70 35.97 10.25 33.47 100 302 AVERAGE

Mode	75	
	Band Edge	
	U-NII-3_5.725-5.85_802.11ax HE20_CH165_Partial RU 106/54_5825MHz	
ANT	4+6	
Pol.	Vertical	Fundamental
Peak	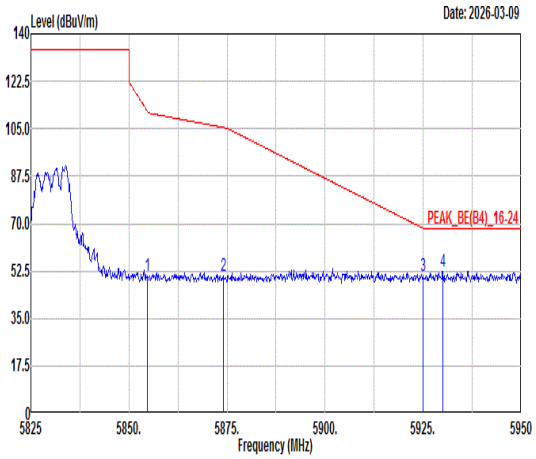 Freq Level Limit Line Margin (dB) Read Level Ant Factor Cable Loss Preamp Factor APos TPos Remark 1 5854.75 50.66 111.37 -60.71 37.84 36.00 10.29 33.47 138 0 PEAK 2 5874.00 50.63 105.48 -54.85 37.75 36.02 10.33 33.47 138 0 PEAK 3 5925.00 50.75 68.30 -17.55 37.70 36.10 10.44 33.49 138 0 PEAK 4 5930.00 52.30 68.30 -16.00 39.24 36.10 10.45 33.49 138 0 PEAK	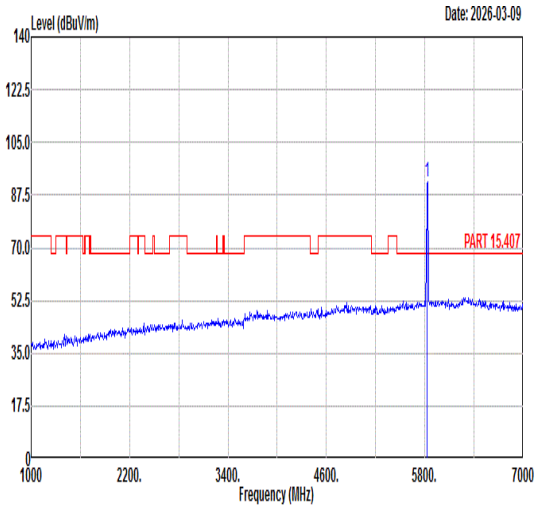 Freq Level Limit Line Margin (dB) Read Level Ant Factor Cable Loss Preamp Factor APos TPos Remark 1 5825.00 91.86 ------ ------ 79.11 35.97 10.25 33.47 138 0 PEAK
Avg	Blank	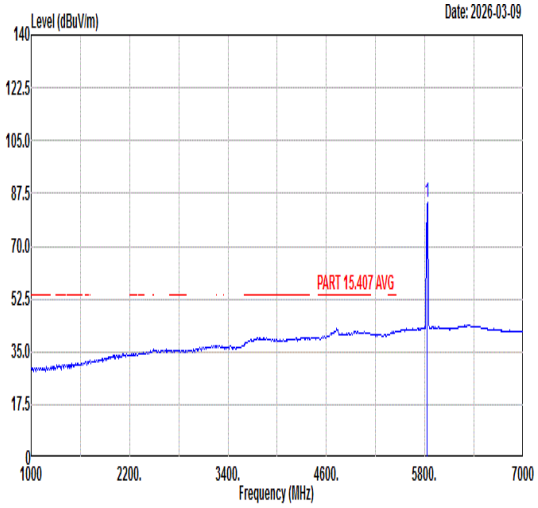 Freq Level Limit Line Margin (dB) Read Level Ant Factor Cable Loss Preamp Factor APos TPos Remark 1 5825.00 84.30 ------ ------ 71.55 35.97 10.25 33.47 138 0 AVERAGE

Mode	76	
	LF	
	U-NII-2C_5.47-5.725_802.11ax HE40-LF_CH102_Full RU_5510MHz	
ANT	4+6	
Pol.	Horizontal	Vertical
Peak	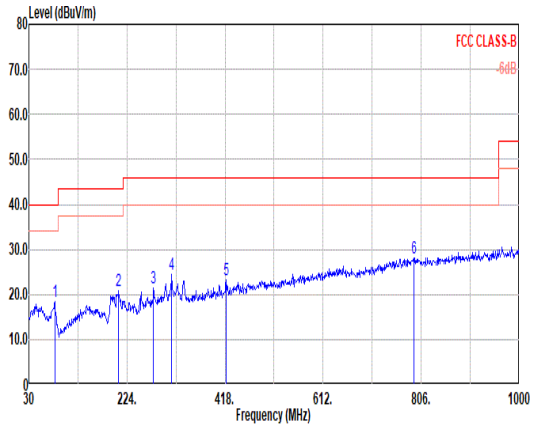	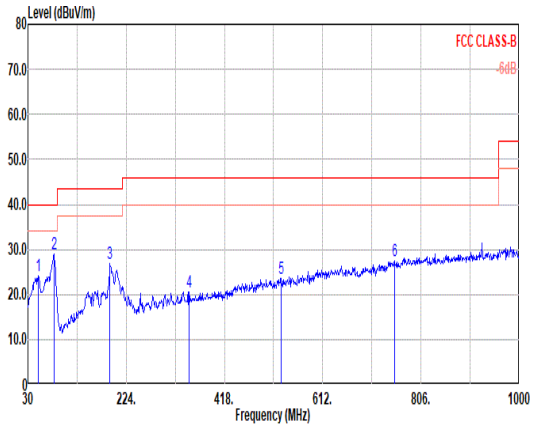

Horizontal:

	Freq	Level	Limit Line	Margin	Read Level	Ant Factor	Cable Loss	Preamp Factor	APos	TPos	Remark
	MHz	dBuV/m	dBuV/m	dB	dBuV	dB/m	dB	dB	cm	deg	
1	81.41	18.50	40.00	-21.50	34.77	13.48	1.64	31.39	---	---	Peak
2	207.51	20.88	43.50	-22.62	33.67	15.50	2.61	30.90	---	---	Peak
3	276.38	21.34	46.00	-24.66	29.97	19.27	3.00	30.90	---	---	Peak
4	312.27	24.46	46.00	-21.54	32.49	19.67	3.18	30.88	---	---	Peak
5	419.94	23.32	46.00	-22.68	27.99	22.34	3.69	30.70	---	---	Peak
6	791.45	28.05	46.00	-17.95	28.00	26.07	5.05	31.07	---	---	Peak

Vertical:

	Freq	Level	Limit Line	Margin	Read Level	Ant Factor	Cable Loss	Preamp Factor	APos	TPos	Remark
	MHz	dBuV/m	dBuV/m	dB	dBuV	dB/m	dB	dB	cm	deg	
1	50.37	24.29	40.00	-15.71	39.89	14.30	1.30	31.20	---	---	Peak
2	81.41	28.91	40.00	-11.09	45.18	13.48	1.64	31.39	---	---	Peak
3	191.99	26.99	43.50	-16.51	40.14	15.26	2.52	30.93	---	---	Peak
4	348.16	20.62	46.00	-25.38	27.60	20.46	3.36	30.80	---	---	Peak
5	529.55	23.63	46.00	-22.37	25.91	24.46	4.14	30.88	---	---	Peak
6	753.62	27.43	46.00	-18.57	27.53	25.92	4.94	30.96	---	---	Peak

Mode	77	
	LF	
	U-NII-3_5.725-5.85_802.11ax HE80-LF_CH155_Full RU_5775MHz	
ANT	4+6	
Pol.	Horizontal	Vertical
Peak	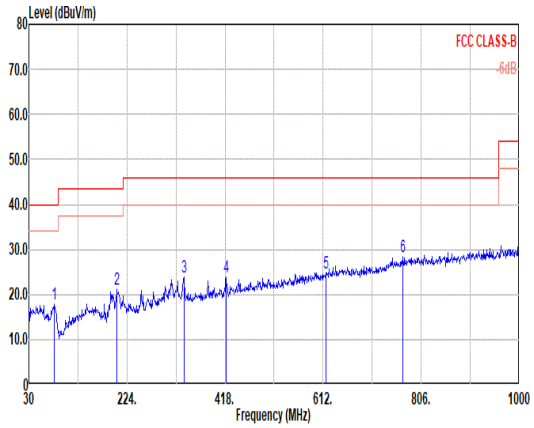	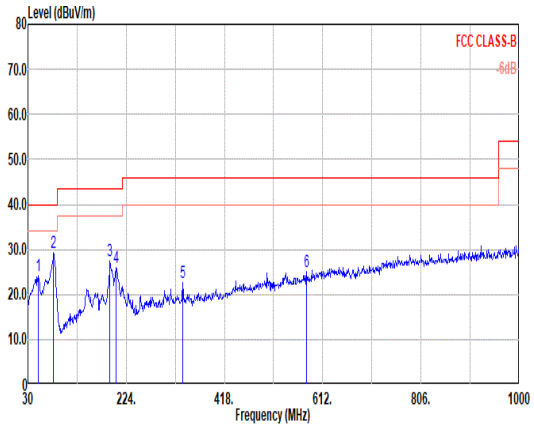

Horizontal:

	Freq	Level	Limit Line	Margin	Read Level	Ant Factor	Cable Loss	Preamp Factor	APos	TPos	Remark
	MHz	dBuV/m	dBuV/m	dB	dBuV	dB/m	dB	dB	cm	deg	
1	80.44	17.76	40.00	-22.24	34.23	13.30	1.63	31.40	---	---	Peak
2	203.63	21.02	43.50	-22.48	33.83	15.50	2.59	30.90	---	---	Peak
3	336.52	23.76	46.00	-22.24	31.09	20.20	3.30	30.83	---	---	Peak
4	419.94	23.88	46.00	-22.12	28.55	22.34	3.69	30.70	---	---	Peak
5	617.82	24.77	46.00	-21.23	26.23	25.01	4.49	30.96	---	---	Peak
6	769.14	28.33	46.00	-17.67	28.37	25.98	4.99	31.01	---	---	Peak

Vertical:

	Freq	Level	Limit Line	Margin	Read Level	Ant Factor	Cable Loss	Preamp Factor	APos	TPos	Remark
	MHz	dBuV/m	dBuV/m	dB	dBuV	dB/m	dB	dB	cm	deg	
1	50.37	24.01	40.00	-15.99	39.61	14.30	1.30	31.20	---	---	Peak
2	80.44	29.18	40.00	-10.82	45.65	13.30	1.63	31.40	---	---	Peak
3	191.99	27.45	43.50	-16.05	40.60	15.26	2.52	30.93	---	---	Peak
4	204.60	25.95	43.50	-17.55	38.75	15.50	2.60	30.90	---	---	Peak
5	335.55	22.69	46.00	-23.31	30.04	20.18	3.30	30.83	---	---	Peak
6	579.99	25.12	46.00	-20.88	26.83	24.94	4.35	31.00	---	---	Peak

Mode	78	
	Band Edge - L	
	U-NII-2C_5.47-5.725_802.11ax HE40_CH102_Full RU_5510MHz+2400-2483.5_Bluetooth-LE_CH38_2478MHz	
ANT	4+6+3	
Pol.	Horizontal	Fundamental
Peak	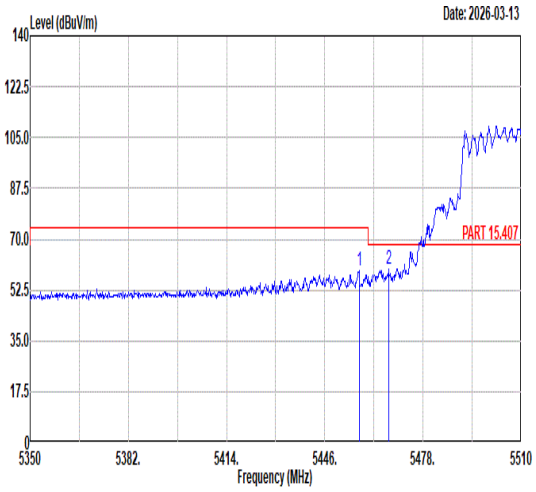 Freq Level Limit Line Margin (dB) Read Level Ant Factor Cable Loss Preamp Factor APos TPos Remark MHz dBuV/m dBuV/m dBuV dB/m dB dB cm deg 1 5457.20 59.09 74.00 -14.91 45.26 35.98 10.54 32.69 105 108 PEAK 2 5466.80 59.80 68.30 -8.50 45.95 35.99 10.55 32.69 105 108 PEAK	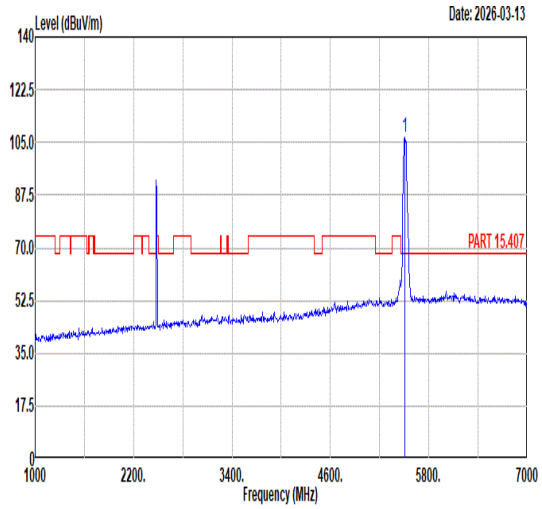 Freq Level Limit Line Margin (dB) Read Level Ant Factor Cable Loss Preamp Factor APos TPos Remark MHz dBuV/m dBuV/m dBuV dB/m dB dB cm deg 1 5510.00 106.80 ------ ------ 92.91 36.01 10.58 32.70 105 108 PEAK
Avg	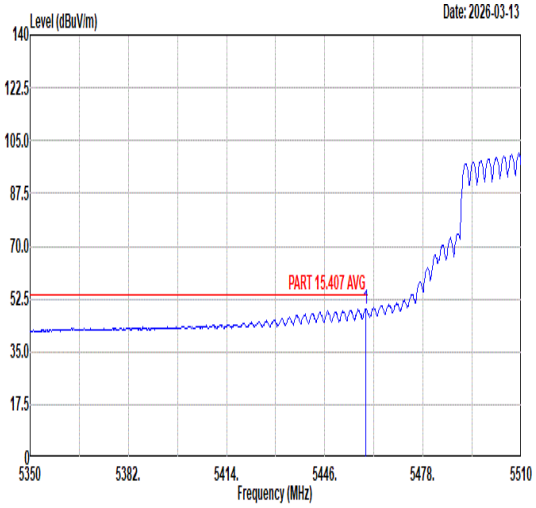 Freq Level Limit Line Margin (dB) Read Level Ant Factor Cable Loss Preamp Factor APos TPos Remark MHz dBuV/m dBuV/m dBuV dB/m dB dB cm deg 1 5459.44 49.16 54.00 -4.84 35.33 35.98 10.54 32.69 105 108 AVERAGE	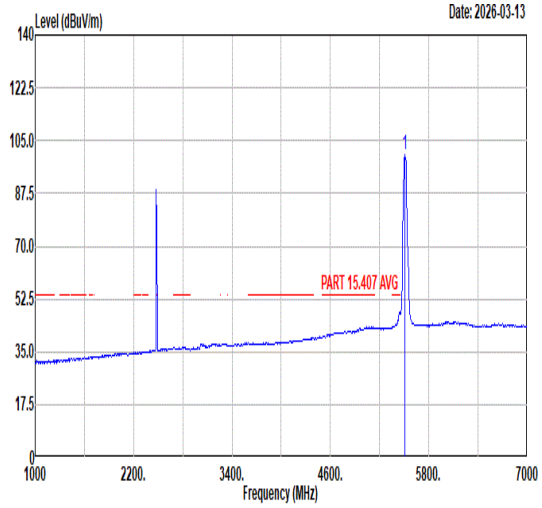 Freq Level Limit Line Margin (dB) Read Level Ant Factor Cable Loss Preamp Factor APos TPos Remark MHz dBuV/m dBuV/m dBuV dB/m dB dB cm deg 1 5510.00 100.25 ------ ------ 86.34 36.02 10.59 32.70 105 108 AVERAGE

Mode	78	
	Band Edge - R	
	U-NII-2C_5.47-5.725_802.11ax HE40_CH102_Full RU_5510MHz+2400-2483.5_Bluetooth-LE_CH38_2478MHz	
ANT	4+6+3	
Pol.	Horizontal	Fundamental
Peak	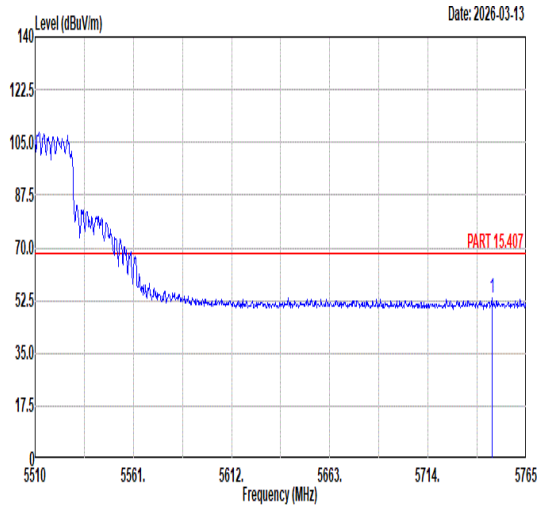 Limit Margin Read Ant Cable Preamp APos TPos Freq Level Line (dB) Level Factor Loss Factor Remark MHz dBuV/m dBuV/m dBuV dB/m dB dB cm deg 1 5747.15 53.44 68.30 -14.86 38.98 36.40 10.86 32.80 105 108 PEAK	Blank

Mode	78	
	Band Edge - L	
	U-NII-2C_5.47-5.725_802.11ax HE40_CH102_Full RU_5510MHz+2400-2483.5_Bluetooth-LE_CH38_2478MHz	
ANT	4+6+3	
Pol.	Vertical	Fundamental
Peak	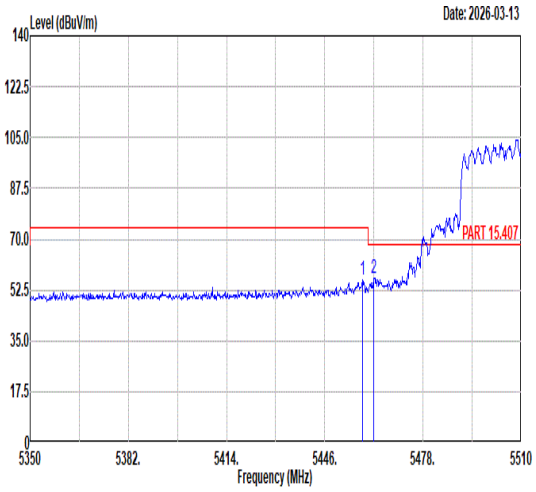 Freq Level Limit Line Margin (dB) Read Level Ant Factor Cable Loss Preamp Factor APos TPos Remark MHz dBuV/m dBuV/m dBuV dB/m dB dB cm deg 1 5458.32 56.05 74.00 -17.95 42.22 35.98 10.54 32.69 278 159 PEAK 2 5461.84 56.61 68.30 -11.69 42.77 35.98 10.55 32.69 278 159 PEAK	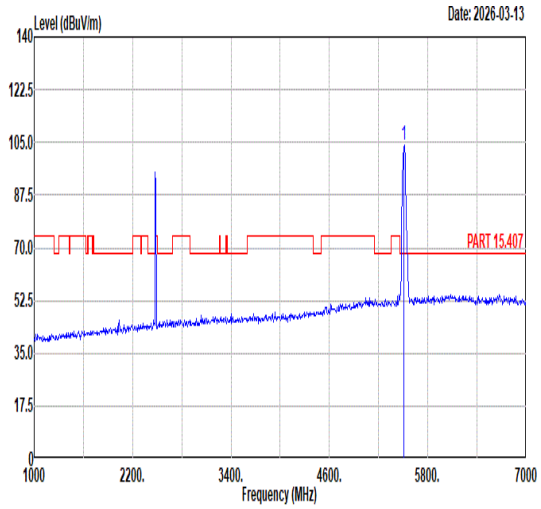 Freq Level Limit Line Margin (dB) Read Level Ant Factor Cable Loss Preamp Factor APos TPos Remark MHz dBuV/m dBuV/m dBuV dB/m dB dB cm deg 1 5510.00 104.18 ------ ------ 90.26 36.03 10.60 32.71 278 159 PEAK
Avg	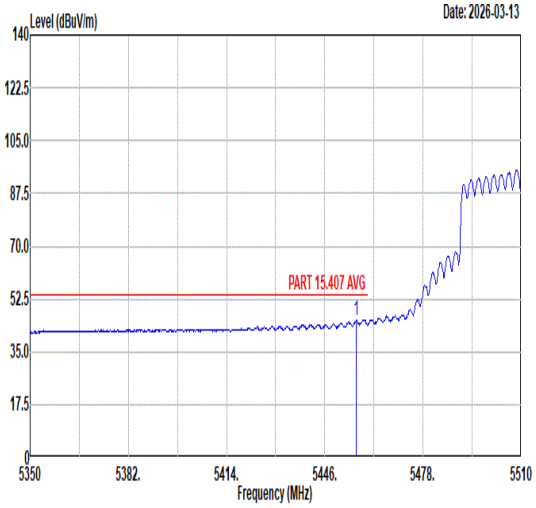 Freq Level Limit Line Margin (dB) Read Level Ant Factor Cable Loss Preamp Factor APos TPos Remark MHz dBuV/m dBuV/m dBuV dB/m dB dB cm deg 1 5456.24 45.47 54.00 -8.53 31.64 35.98 10.54 32.69 278 159 AVERAGE	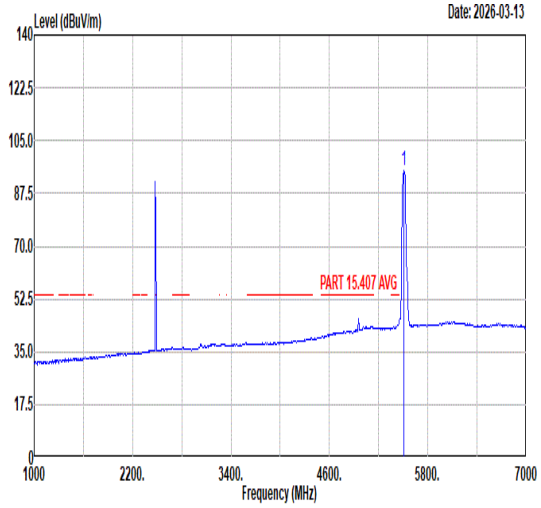 Freq Level Limit Line Margin (dB) Read Level Ant Factor Cable Loss Preamp Factor APos TPos Remark MHz dBuV/m dBuV/m dBuV dB/m dB dB cm deg 1 5510.00 95.16 ------ ------ 81.25 36.02 10.59 32.70 278 159 AVERAGE

Mode	78	
	Band Edge - R	
	U-NII-2C_5.47-5.725_802.11ax HE40_CH102_Full RU_5510MHz+2400-2483.5_Bluetooth-LE_CH38_2478MHz	
ANT	4+6+3	
Pol.	Vertical	Fundamental
Peak	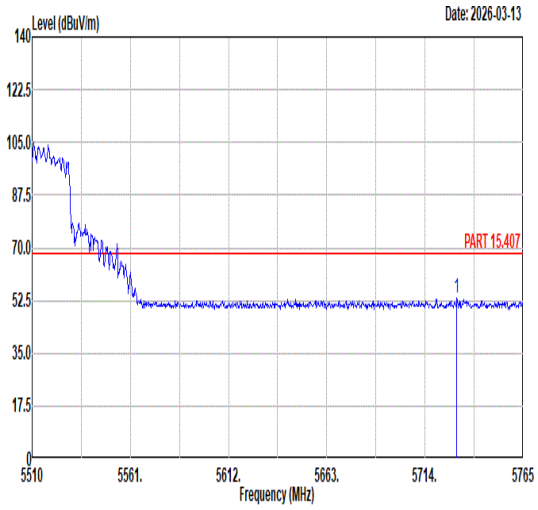 Freq Level Limit Line Margin (dB) Read Level Ant Factor Cable Loss Preamp Factor APos TPos Remark MHz dBuV/m dBuV/m dBuV dB/m dB dB cm deg 1 5730.58 53.41 68.30 -14.89 38.96 36.37 10.87 32.79 278 159 PEAK	Blank

Mode	78	
	Band Edge	
	U-NII-2C_5.47-5.725_802.11ax HE40_CH102_Full RU_5510MHz+2400-2483.5_Bluetooth-LE_CH38_2478MHz	
ANT	4+6+3	
Pol.	Horizontal	Fundamental
Peak	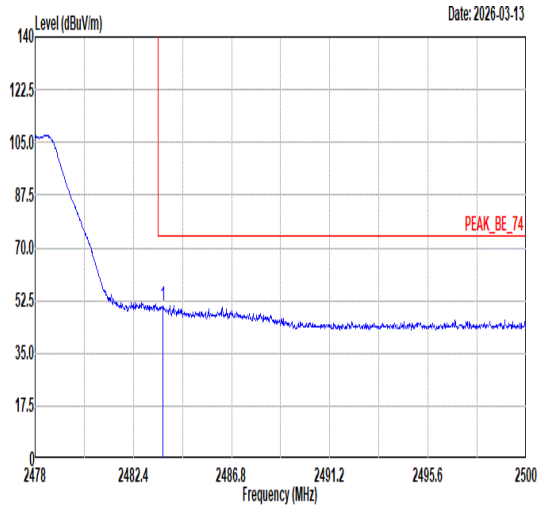 Freq Level Limit Line Margin (dB) Read Level Ant Factor Cable Loss Preamp Factor APos TPos Remark 1 2483.72 50.61 74.00 -23.39 45.75 30.49 6.98 32.61 119 17 PEAK	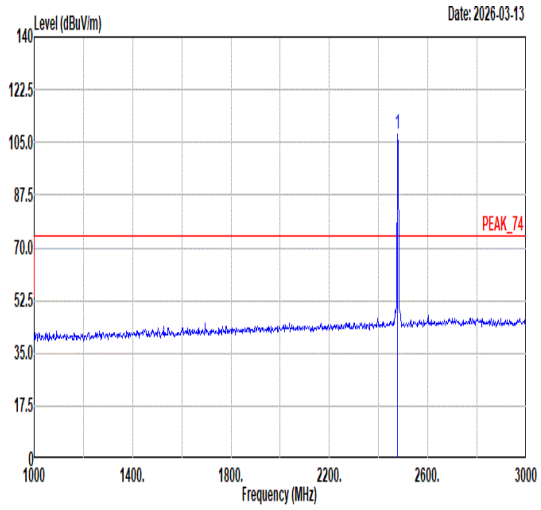 Freq Level Limit Line Margin (dB) Read Level Ant Factor Cable Loss Preamp Factor APos TPos Remark 1 2478.00 107.52 ------ ------ 102.68 30.48 6.97 32.61 119 17 PEAK
Avg	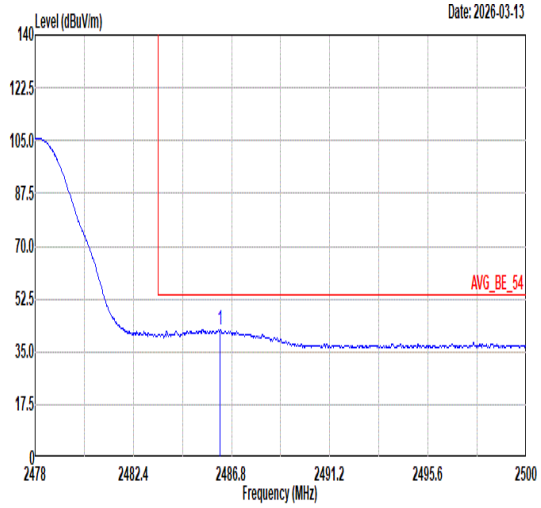 Freq Level Limit Line Margin (dB) Read Level Ant Factor Cable Loss Preamp Factor APos TPos Remark 1 2486.27 42.05 54.00 -11.95 37.19 30.49 6.98 32.61 119 17 AVERAGE	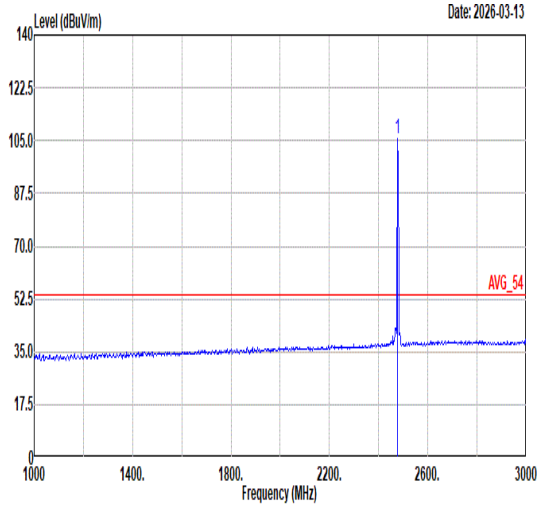 Freq Level Limit Line Margin (dB) Read Level Ant Factor Cable Loss Preamp Factor APos TPos Remark 1 2478.00 105.67 ------ ------ 100.83 30.48 6.97 32.61 119 17 AVERAGE

Mode	78	
	Band Edge	
	U-NII-2C_5.47-5.725_802.11ax HE40_CH102_Full RU_5510MHz+2400-2483.5_Bluetooth-LE_CH38_2478MHz	
ANT	4+6+3	
Pol.	Vertical	Fundamental
Peak	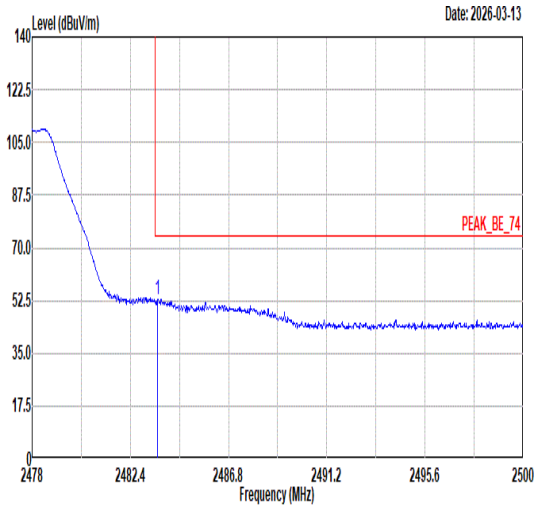 Freq Level Limit Line Margin (dB) Read Level Ant Factor Cable Loss Preamp Factor APos TPos Remark 1 2483.63 52.73 74.00 -21.27 47.87 30.49 6.98 32.61 112 360 PEAK	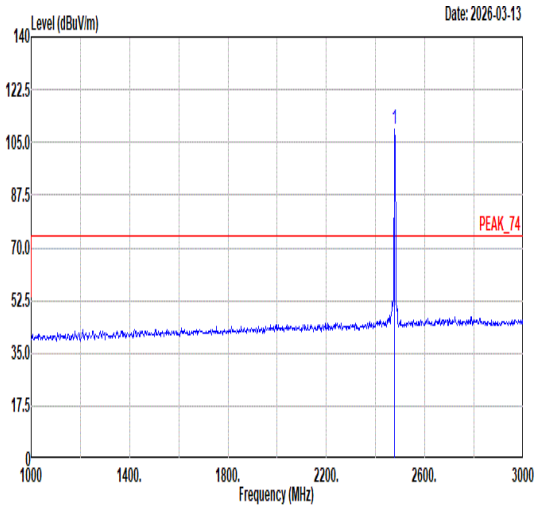 Freq Level Limit Line Margin (dB) Read Level Ant Factor Cable Loss Preamp Factor APos TPos Remark 1 2478.00 109.62 ------ ------ 104.78 30.48 6.97 32.61 112 360 PEAK
Avg	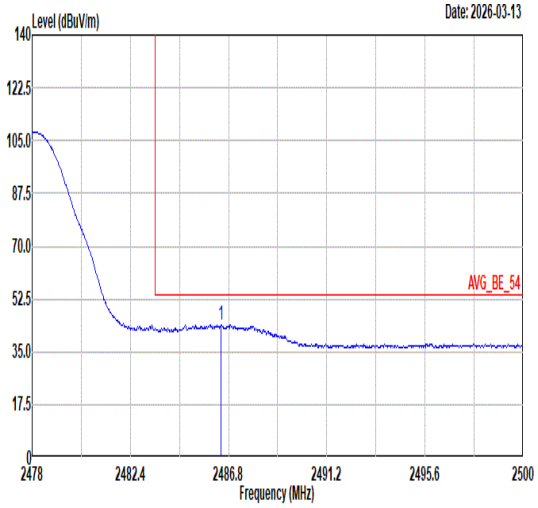 Freq Level Limit Line Margin (dB) Read Level Ant Factor Cable Loss Preamp Factor APos TPos Remark 1 2486.47 43.93 54.00 -10.07 39.07 30.49 6.98 32.61 112 360 AVERAGE	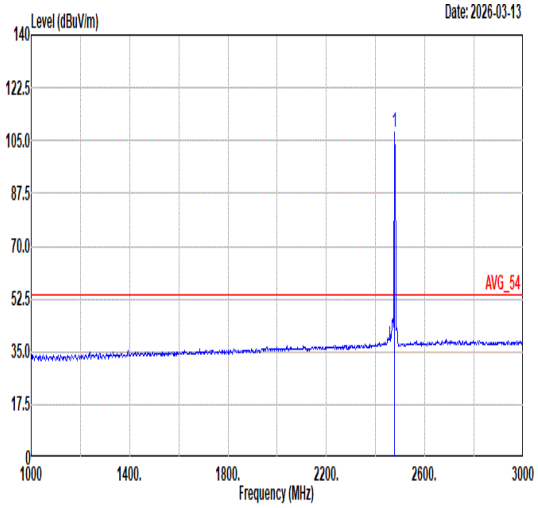 Freq Level Limit Line Margin (dB) Read Level Ant Factor Cable Loss Preamp Factor APos TPos Remark 1 2478.00 107.74 ------ ------ 102.90 30.48 6.97 32.61 112 360 AVERAGE

Mode	78	
	Harmonic	
	U-NII-2C_5.47-5.725_802.11ax HE40_CH102_Full RU_5510MHz+2400-2483.5_Bluetooth-LE_CH38_2478MHz	
ANT	4+6+3	
Pol.	Horizontal	Vertical
Peak Avg	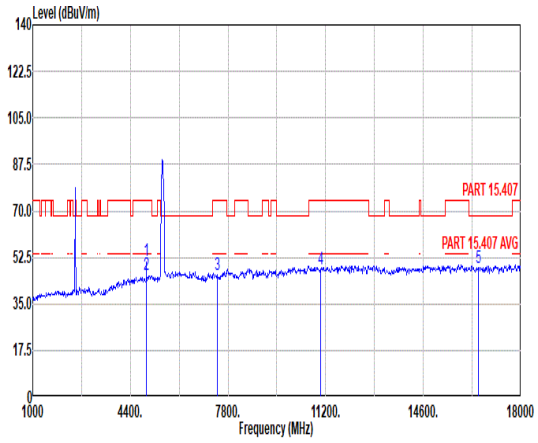 Freq Level Limit Line Margin Read Level Ant Factor Cable Loss Preamp Factor APos TPos Remark MHz dBuV/m dBuV/m dB dBuV dB/m dB dB cm deg 1 4956.00 51.15 74.00 -22.85 57.79 35.70 10.33 52.67 100 292 Peak 2 4956.00 46.02 54.00 -7.98 52.66 35.70 10.33 52.67 100 292 Average 3 7434.00 45.94 74.00 -28.06 49.59 36.62 12.00 52.27 --- --- Peak 4 11020.00 48.19 74.00 -25.81 46.53 37.91 14.63 50.88 --- --- Peak 5 16530.00 48.80 68.30 -19.50 42.12 42.05 17.69 53.06 --- --- Peak	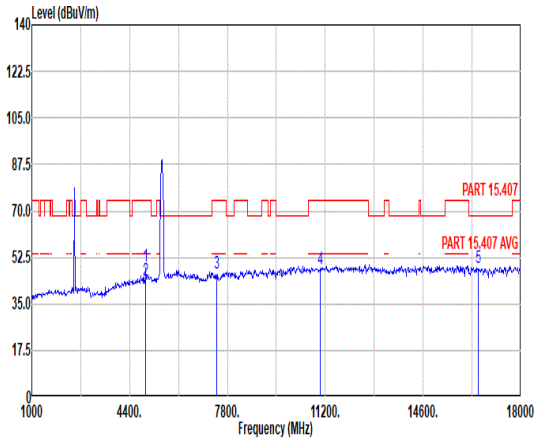 Freq Level Limit Line Margin Read Level Ant Factor Cable Loss Preamp Factor APos TPos Remark MHz dBuV/m dBuV/m dB dBuV dB/m dB dB cm deg 1 4956.00 49.22 74.00 -24.78 55.86 35.70 10.33 52.67 100 360 Peak 2 4956.00 43.96 54.00 -10.04 50.60 35.70 10.33 52.67 100 360 Average 3 7434.00 46.49 74.00 -27.51 50.14 36.62 12.00 52.27 --- --- Peak 4 11020.00 48.30 74.00 -25.70 46.64 37.91 14.63 50.88 --- --- Peak 5 16530.00 48.51 68.30 -19.79 41.83 42.05 17.69 53.06 --- --- Peak

Note: For co-location mode, the frequency points over limit line are fundamental signals, which can be ignored.

Appendix D. Duty Cycle Plots

Antenna	Band	Duty Cycle(%)	T(ms)	1/T(kHz)	VBW Setting
4/6	802.11a	100	-	-	10Hz
4/6	802.11n HT20	100	-	-	10Hz
4/6	802.11n HT40	100	-	-	10Hz
4/6	802.11ac VHT80	100	-	-	10Hz
4/6	802.11ax HE20 Full RU/Partial RU	100	-	-	10Hz
4/6	802.11ax HE40	100	-	-	10Hz
4/6	802.11ax HE80	100	-	-	10Hz

802.11a

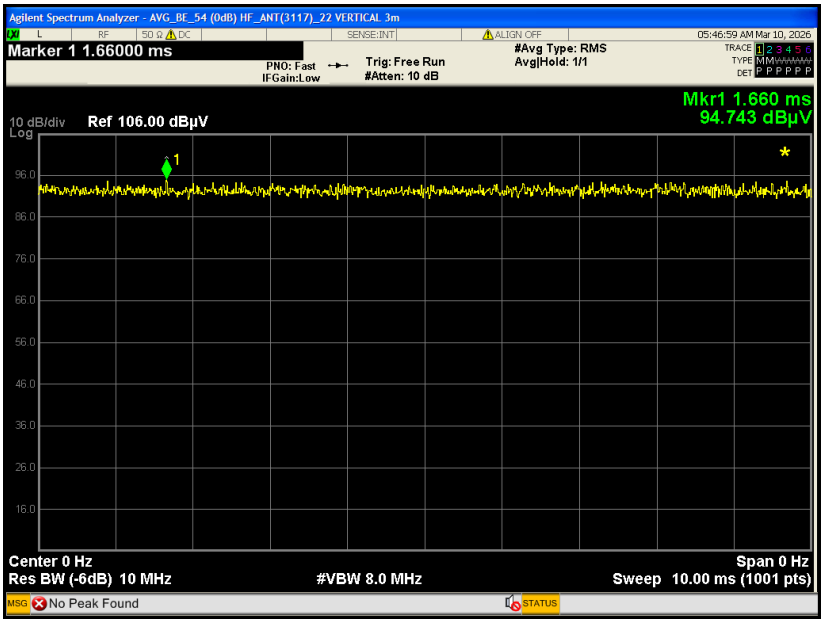

802.11n HT20

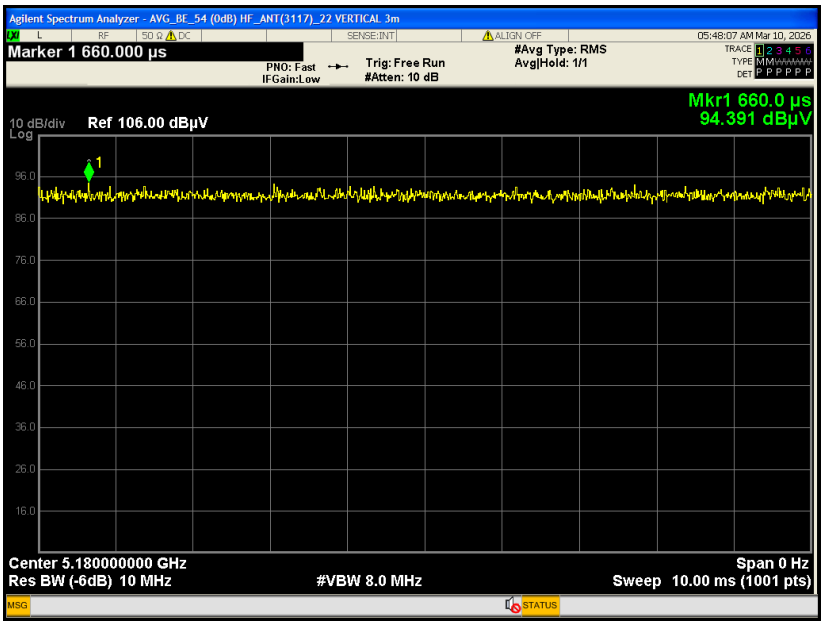

802.11n HT40

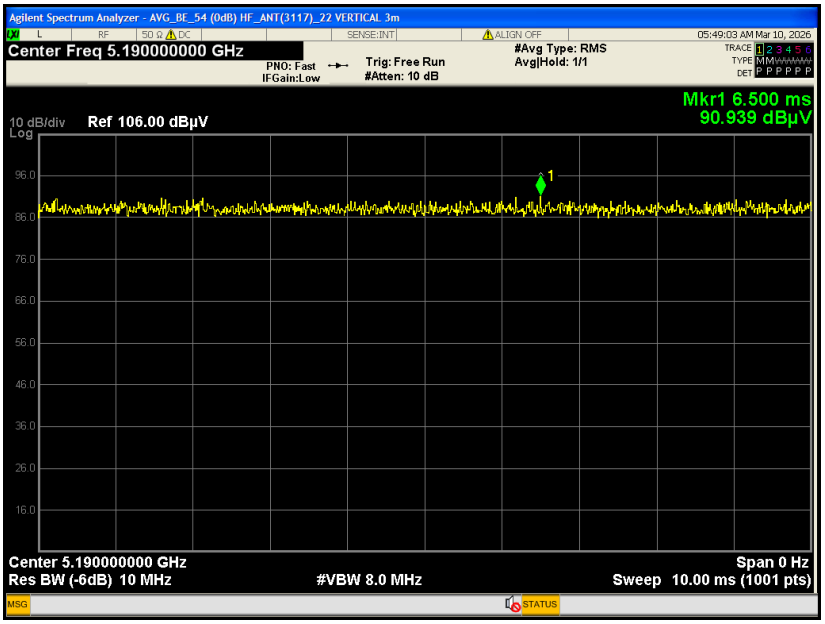

802.11ac VHT80

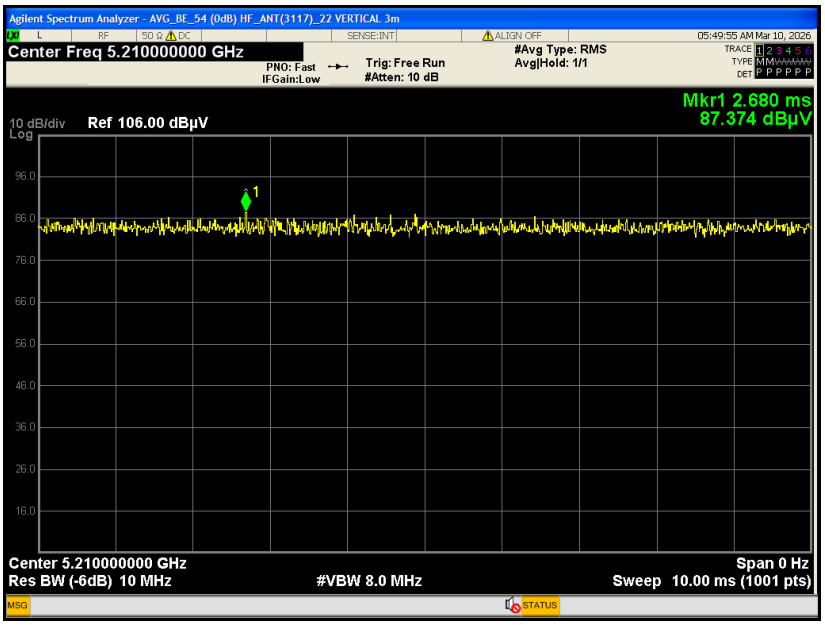

802.11ax HE20

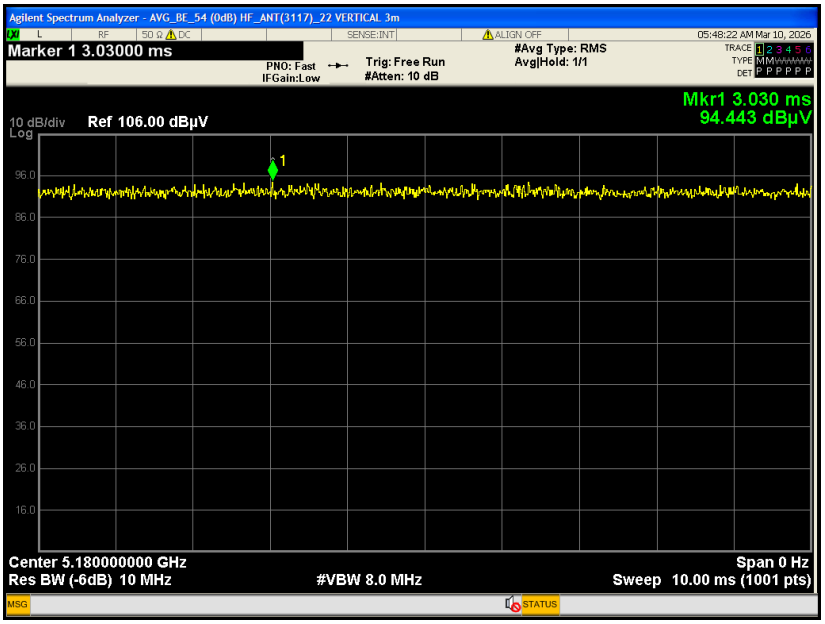

802.11ax HE40

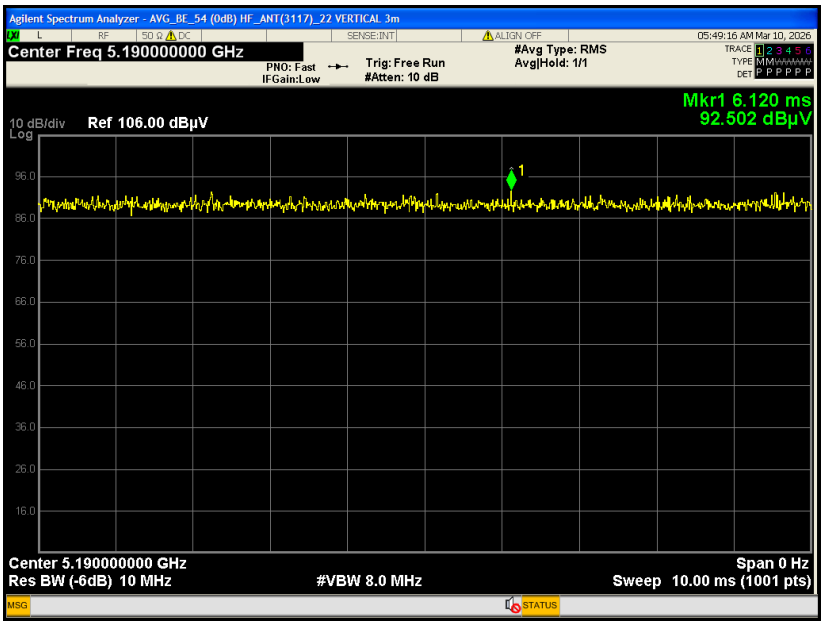
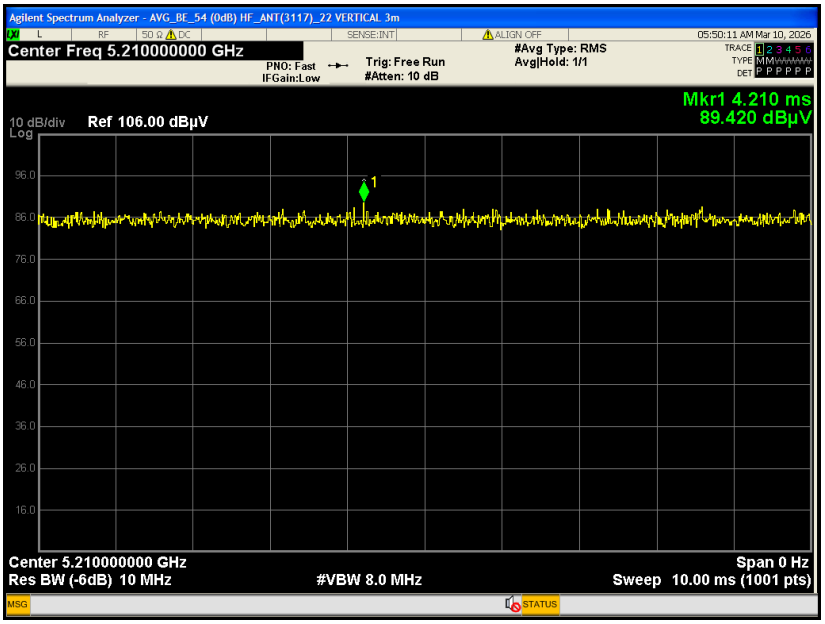
802.11ax HE80