Mode	7	
	Band Edge - R	
	U-NII-1_5.15-5.25_802.11ac VHT40_CH38_5190MHz	
ANT	6	
Pol.	Horizontal	Fundamental
Peak	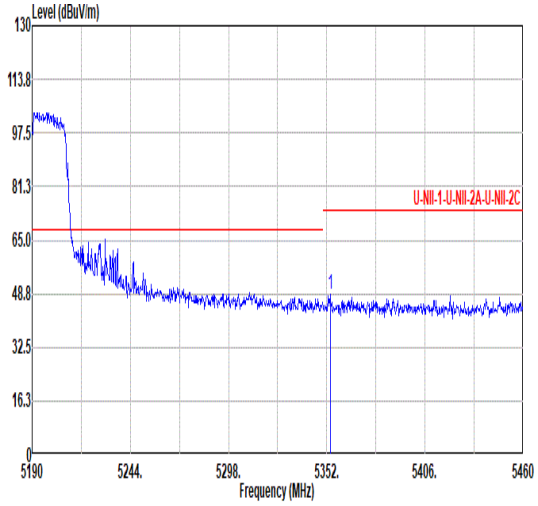 Freq Level Limit Line Over Limit Read Level Ant Factor Cable Loss Preamp Factor Aux Factor APos TPos Remark MHz dBuV/m dBuV/m dB dBuV dB/m dB dB dB cm deg 1 5353.89 48.54 74.00 -25.46 40.14 34.40 10.84 36.84 0.00 170 174 PEAK	Blank
Avg	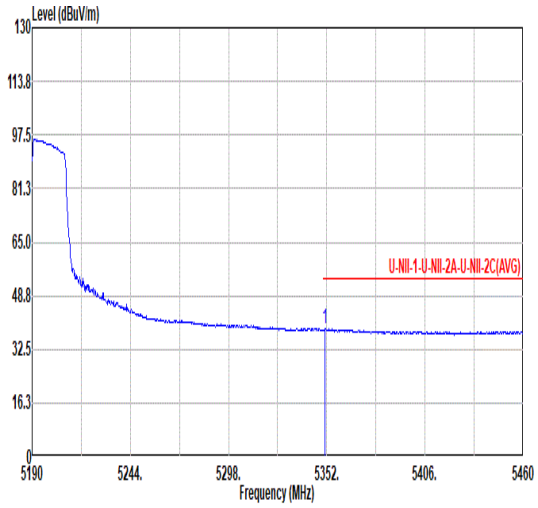 Freq Level Limit Line Over Limit Read Level Ant Factor Cable Loss Preamp Factor Aux Factor APos TPos Remark MHz dBuV/m dBuV/m dB dBuV dB/m dB dB dB cm deg 1 5350.92 38.75 54.00 -15.25 30.36 34.40 10.84 36.85 0.00 170 174 AVERAGE	Blank

Mode	7	
	Band Edge - L	
	U-NII-1_5.15-5.25_802.11ac VHT40_CH38_5190MHz	
ANT	6	
Pol.	Vertical	Fundamental
Peak	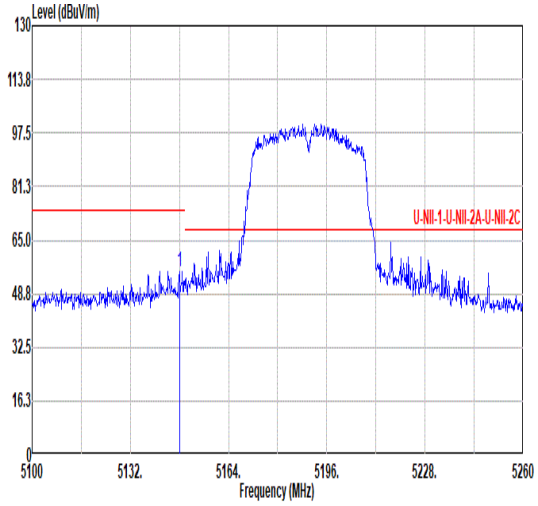 Freq Level Limit Line Over Limit Read Level Ant Factor Cable Loss Preamp Factor Aux Factor APos TPos Remark MHz dBuV/m dBuV/m dB dBuV dB/m dB dB dB cm deg 1 5148.00 55.60 74.00 -18.40 47.82 34.10 10.65 36.97 0.00 330 263 PEAK	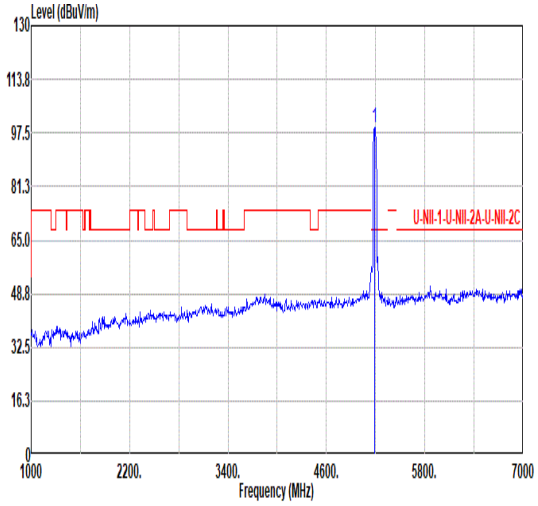 Freq Level Limit Line Over Limit Read Level Ant Factor Cable Loss Preamp Factor Aux Factor APos TPos Remark MHz dBuV/m dBuV/m dB dBuV dB/m dB dB dB cm deg 1 5190.00 99.33 ------ ------ 91.45 34.19 10.70 37.01 0.00 330 263 PEAK
Avg	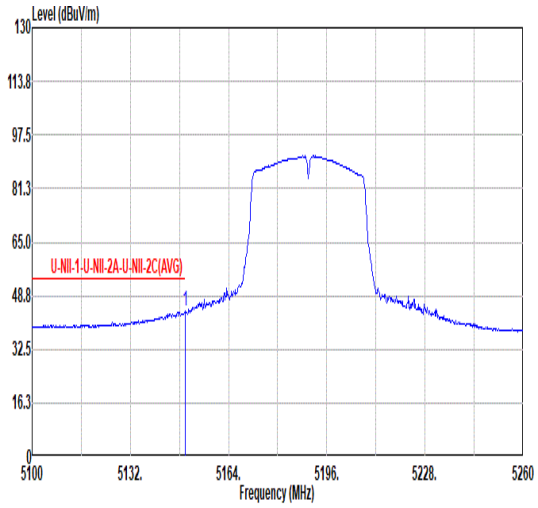 Freq Level Limit Line Over Limit Read Level Ant Factor Cable Loss Preamp Factor Aux Factor APos TPos Remark MHz dBuV/m dBuV/m dB dBuV dB/m dB dB dB cm deg 1 5149.92 43.94 54.00 -10.06 36.16 34.10 10.65 36.97 0.00 330 263 AVERAGE	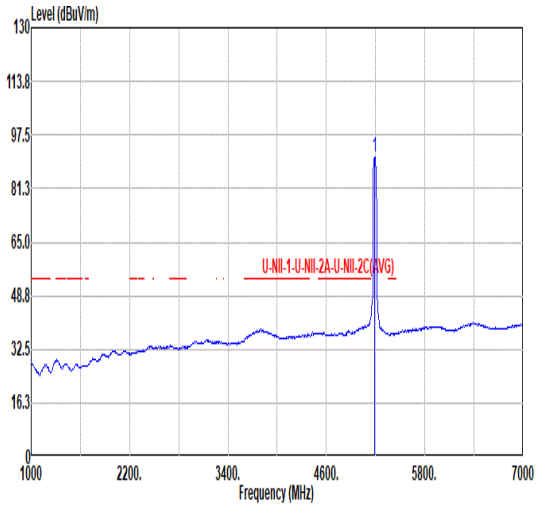 Freq Level Limit Line Over Limit Read Level Ant Factor Cable Loss Preamp Factor Aux Factor APos TPos Remark MHz dBuV/m dBuV/m dB dBuV dB/m dB dB dB cm deg 1 5190.00 90.83 ------ ------ 82.95 34.18 10.70 37.00 0.00 330 263 AVERAGE

Mode	7	
	Band Edge - R	
	U-NII-1_5.15-5.25_802.11ac VHT40_CH38_5190MHz	
ANT	6	
Pol.	Vertical	Fundamental
Peak	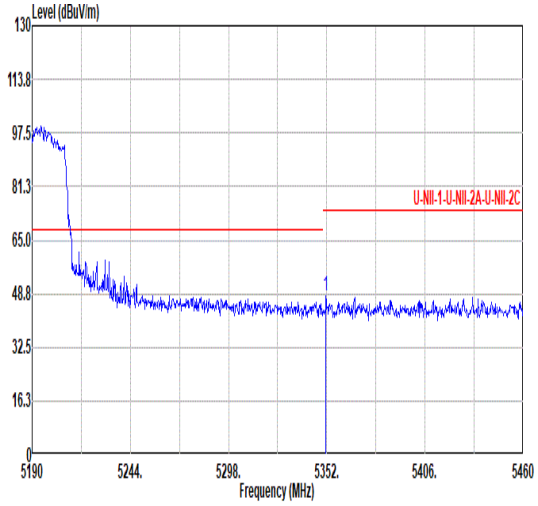 Limit Over Read Ant Cable Preamp Aux APos TPos Freq Level Line Limit Level Factor Loss Factor Factor Remark MHz dBuV/m dBuV/m dB dBuV dB/m dB dB dB cm deg 1 5351.46 47.92 74.00 -26.08 39.53 34.40 10.84 36.85 0.00 330 263 PEAK	Blank
Avg	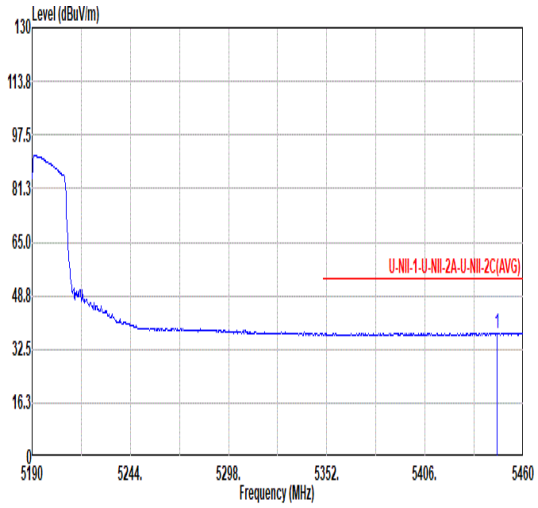 Limit Over Read Ant Cable Preamp Aux APos TPos Freq Level Line Limit Level Factor Loss Factor Factor Remark MHz dBuV/m dBuV/m dB dBuV dB/m dB dB dB cm deg 1 5445.69 37.46 54.00 -16.54 28.85 34.40 10.95 36.74 0.00 330 263 AVERAGE	Blank

Mode	7	
	Harmonic	
	U-NII-1_5.15-5.25_802.11ac VHT40_CH38_5190MHz	
ANT	6	
Pol.	Horizontal	Vertical
Peak Avg	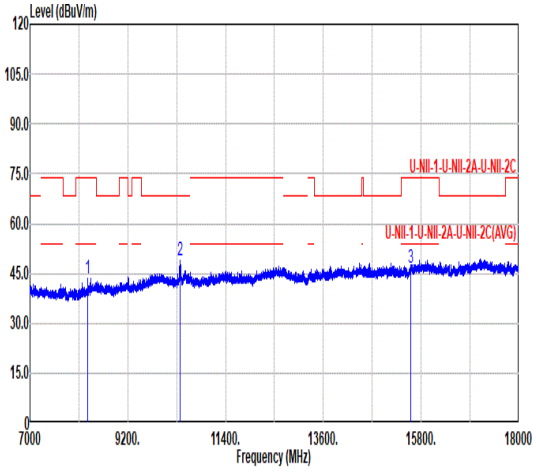 Freq Level Limit Line Over Limit Read Level Ant Factor Cable Loss Preamp Factor Aux Factor APos TPos Remark MHz dBuV/m dBuV/m dB dBuV dB/m dB dB dB cm deg 1 8303.50 43.54 74.00 -30.46 62.18 35.80 12.67 67.11 0.00 --- --- Peak 2 10381.40 48.75 68.20 -19.45 64.08 37.48 14.25 67.06 0.00 --- --- Peak 3 15570.00 46.76 74.00 -27.24 53.97 40.20 17.66 65.07 0.00 --- --- PEAK	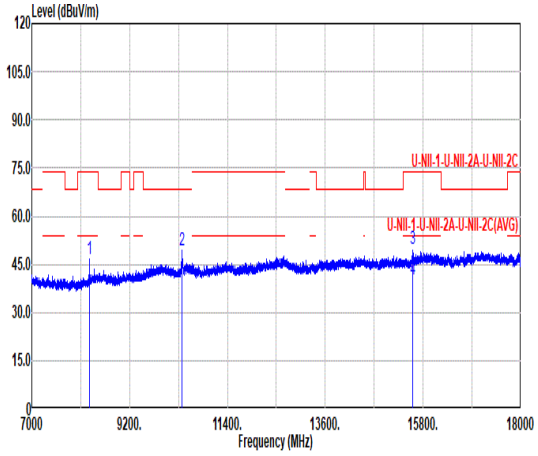 Freq Level Limit Line Over Limit Read Level Ant Factor Cable Loss Preamp Factor Aux Factor APos TPos Remark MHz dBuV/m dBuV/m dB dBuV dB/m dB dB dB cm deg 1 8304.60 46.51 74.00 -27.49 65.15 35.80 12.67 67.11 0.00 --- --- Peak 2 10377.00 49.41 68.20 -18.79 64.74 37.48 14.25 67.06 0.00 --- --- Peak 3 15570.00 49.62 74.00 -24.38 56.83 40.20 17.66 65.07 0.00 100 0 PEAK 4 15570.00 40.10 54.00 -13.90 47.31 40.20 17.66 65.07 0.00 100 0 AVERAGE

Mode	8	
	Band Edge - L	
	U-NII-1_5.15-5.25_802.11ac VHT40_CH46_5230MHz	
ANT	6	
Pol.	Horizontal	Fundamental
Peak	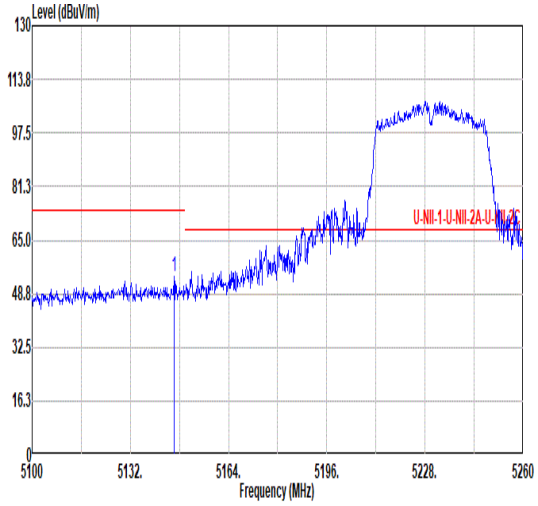 Freq Level Limit Line Over Limit Read Level Ant Factor Cable Loss Preamp Factor Aux Factor APos TPos Remark MHz dBuV/m dBuV/m dB dBuV dB/m dB dB dB cm deg 1 5146.24 54.04 74.00 -19.96 46.26 34.10 10.65 36.97 0.00 150 172 PEAK	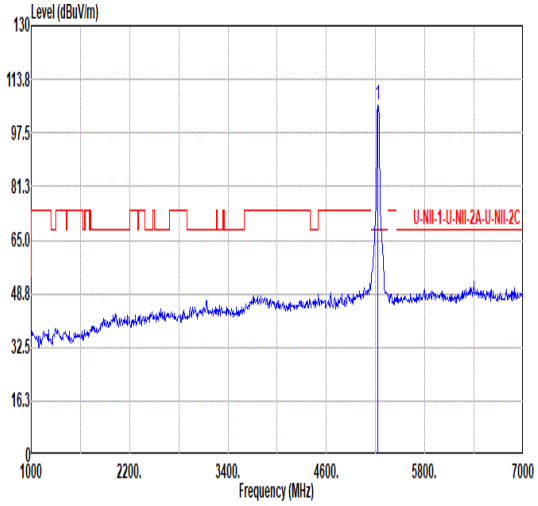 Freq Level Limit Line Over Limit Read Level Ant Factor Cable Loss Preamp Factor Aux Factor APos TPos Remark MHz dBuV/m dBuV/m dB dBuV dB/m dB dB dB cm deg 1 5230.00 106.05 ------ ------ 98.12 34.20 10.73 37.00 0.00 150 172 PEAK
Avg	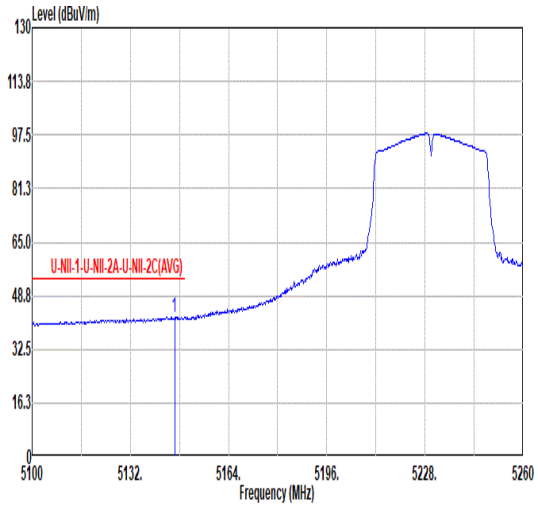 Freq Level Limit Line Over Limit Read Level Ant Factor Cable Loss Preamp Factor Aux Factor APos TPos Remark MHz dBuV/m dBuV/m dB dBuV dB/m dB dB dB cm deg 1 5146.40 42.32 54.00 -11.68 34.54 34.10 10.65 36.97 0.00 150 172 AVERAGE	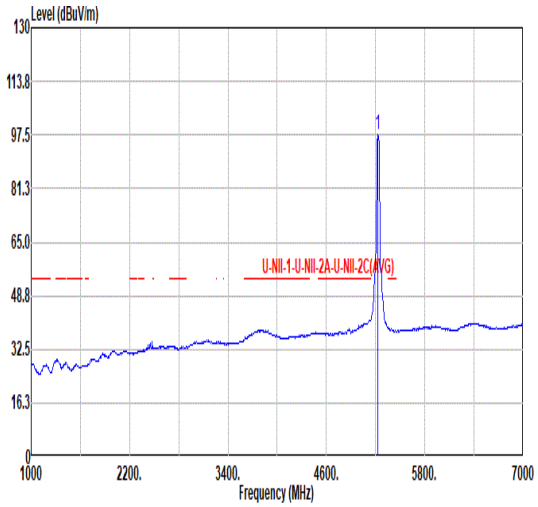 Freq Level Limit Line Over Limit Read Level Ant Factor Cable Loss Preamp Factor Aux Factor APos TPos Remark MHz dBuV/m dBuV/m dB dBuV dB/m dB dB dB cm deg 1 5230.00 97.80 ------ ------ 89.87 34.20 10.73 37.00 0.00 150 172 AVERAGE

Mode	8	
	Band Edge - R	
	U-NII-1_5.15-5.25_802.11ac VHT40_CH46_5230MHz	
ANT	6	
Pol.	Horizontal	Fundamental
Peak	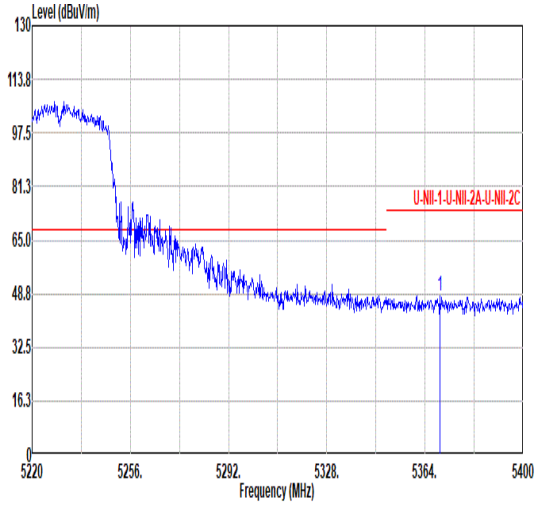 Freq Level Limit Line Over Limit Read Level Ant Factor Cable Loss Preamp Factor Aux Factor APos TPos Remark MHz dBuV/m dBuV/m dB dBuV dB/m dB dB dB cm deg 1 5369.58 48.15 74.00 -25.85 39.69 34.40 10.86 36.80 0.00 150 172 PEAK	Blank
Avg	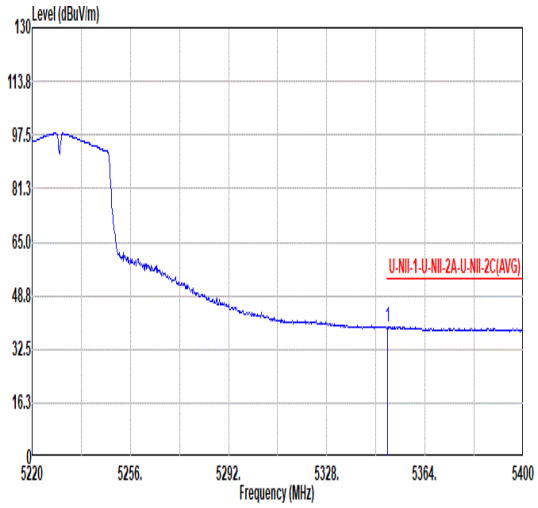 Freq Level Limit Line Over Limit Read Level Ant Factor Cable Loss Preamp Factor Aux Factor APos TPos Remark MHz dBuV/m dBuV/m dB dBuV dB/m dB dB dB cm deg 1 5350.32 39.37 54.00 -14.63 30.98 34.40 10.84 36.85 0.00 150 172 AVERAGE	Blank

Mode	8	
	Band Edge - L	
	U-NII-1_5.15-5.25_802.11ac VHT40_CH46_5230MHz	
ANT	6	
Pol.	Vertical	Fundamental
Peak	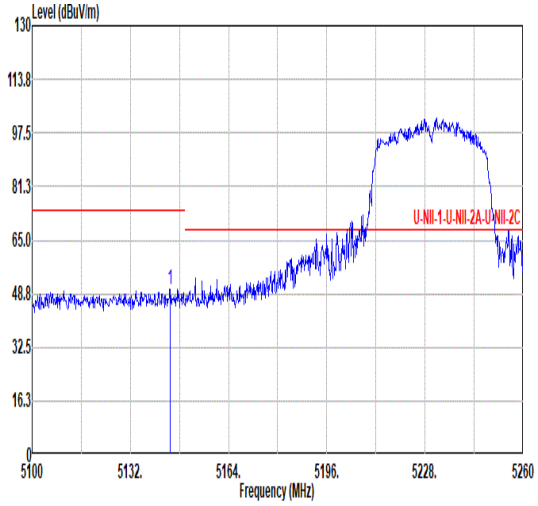 Freq Level Limit Line Over Limit Read Level Ant Factor Cable Loss Preamp Factor Aux Factor APos TPos Remark MHz dBuV/m dBuV/m dB dBuV dB/m dB dB dB cm deg 1 5144.96 50.18 74.00 -23.82 42.40 34.10 10.65 36.97 0.00 396 276 PEAK	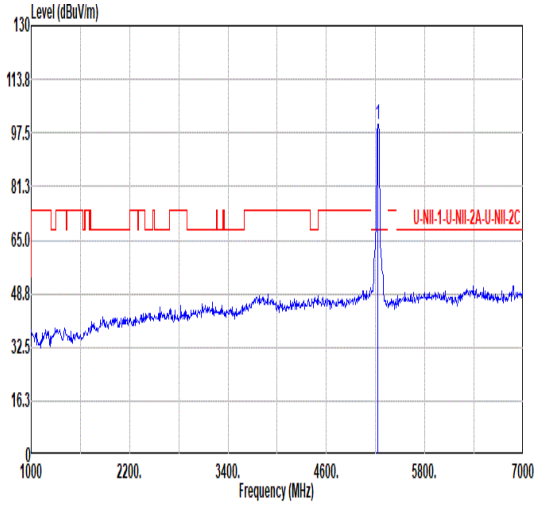 Freq Level Limit Line Over Limit Read Level Ant Factor Cable Loss Preamp Factor Aux Factor APos TPos Remark MHz dBuV/m dBuV/m dB dBuV dB/m dB dB dB cm deg 1 5230.00 100.24 ------ ------ 92.31 34.20 10.73 37.00 0.00 396 276 PEAK
Avg	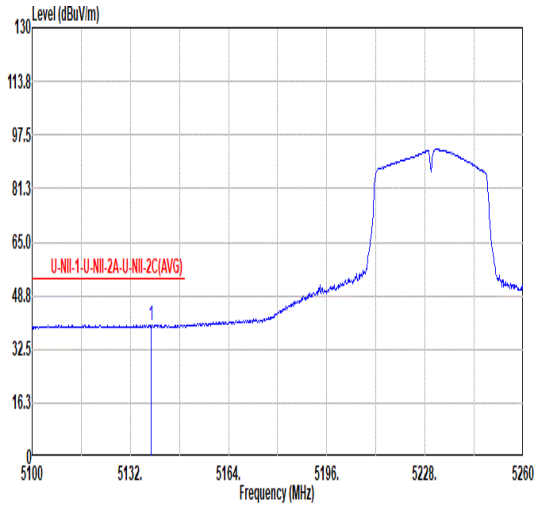 Freq Level Limit Line Over Limit Read Level Ant Factor Cable Loss Preamp Factor Aux Factor APos TPos Remark MHz dBuV/m dBuV/m dB dBuV dB/m dB dB dB cm deg 1 5138.88 39.86 54.00 -14.14 32.09 34.10 10.64 36.97 0.00 396 276 AVERAGE	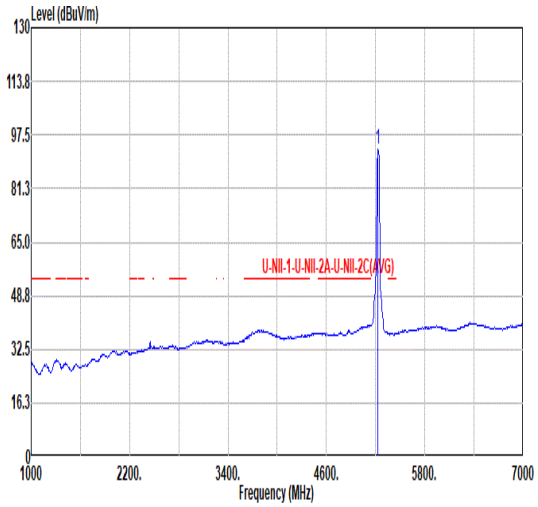 Freq Level Limit Line Over Limit Read Level Ant Factor Cable Loss Preamp Factor Aux Factor APos TPos Remark MHz dBuV/m dBuV/m dB dBuV dB/m dB dB dB cm deg 1 5230.00 92.98 ------ ------ 85.05 34.20 10.73 37.00 0.00 396 276 AVERAGE

Mode	8	
	Band Edge - R	
	U-NII-1_5.15-5.25_802.11ac VHT40_CH46_5230MHz	
ANT	6	
Pol.	Vertical	Fundamental
Peak	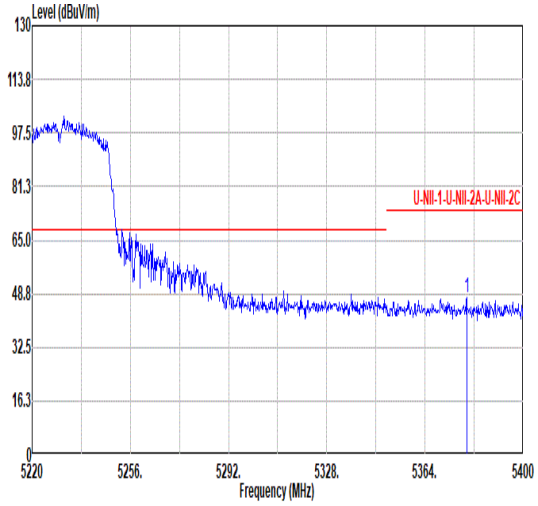 Freq Level Limit Line Over Limit Read Level Ant Factor Cable Loss Preamp Factor Aux Factor APos TPos Remark MHz dBuV/m dBuV/m dB dBuV dB/m dB dB dB cm deg 1 5379.30 47.44 74.00 -26.56 38.94 34.40 10.87 36.77 0.00 396 276 PEAK	Blank
Avg	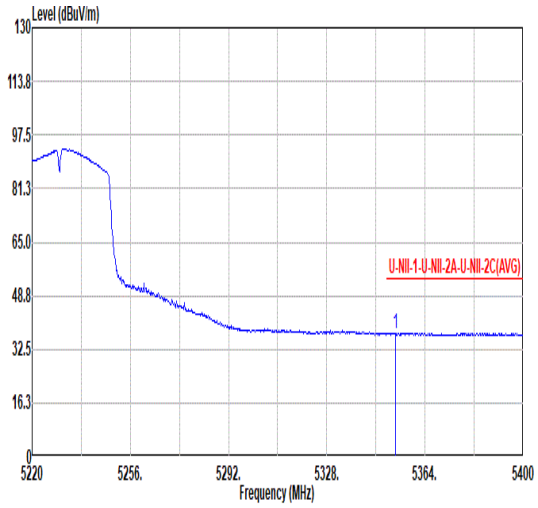 Freq Level Limit Line Over Limit Read Level Ant Factor Cable Loss Preamp Factor Aux Factor APos TPos Remark MHz dBuV/m dBuV/m dB dBuV dB/m dB dB dB cm deg 1 5353.20 37.50 54.00 -16.50 29.10 34.40 10.84 36.84 0.00 396 276 AVERAGE	Blank

Mode	8	
	Harmonic	
	U-NII-1_5.15-5.25_802.11ac VHT40_CH46_5230MHz	
ANT	6	
Pol.	Horizontal	Vertical
Peak Avg	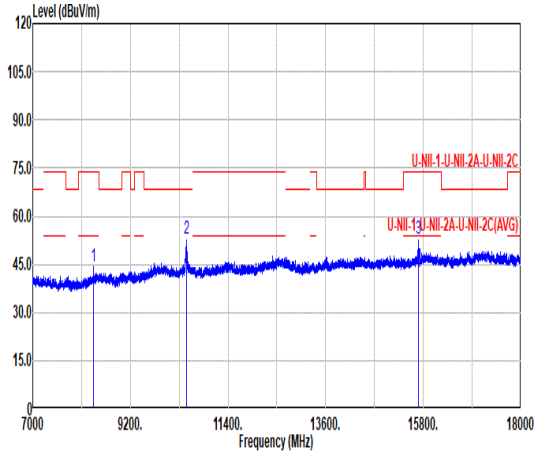 Freq Level Limit Line Over Limit Read Level Ant Factor Cable Loss Preamp Factor Aux Factor APos TPos Remark MHz dBuV/m dBuV/m dB dBuV dB/m dB dB dB cm deg 1 8368.40 44.38 74.00 -29.62 62.98 35.80 12.69 67.09 0.00 --- --- Peak 2 10460.00 52.90 68.20 -15.30 68.06 37.62 14.30 67.08 0.00 100 304 PEAK 3 15690.00 53.07 74.00 -20.93 60.10 40.29 17.71 65.03 0.00 100 314 PEAK 4 15690.00 42.64 54.00 -11.36 49.67 40.29 17.71 65.03 0.00 100 314 AVERAGE	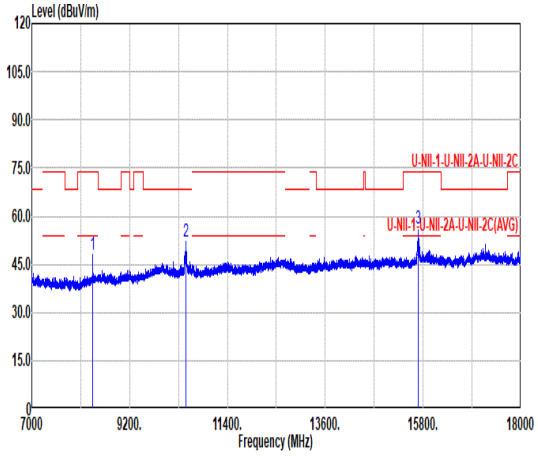 Freq Level Limit Line Over Limit Read Level Ant Factor Cable Loss Preamp Factor Aux Factor APos TPos Remark MHz dBuV/m dBuV/m dB dBuV dB/m dB dB dB cm deg 1 8368.40 47.80 74.00 -26.20 66.40 35.80 12.69 67.09 0.00 --- --- Peak 2 10459.50 52.17 68.20 -16.03 67.33 37.62 14.30 67.08 0.00 --- --- Peak 3 15690.00 55.97 74.00 -18.03 63.00 40.29 17.71 65.03 0.00 100 71 PEAK 4 15690.00 45.23 54.00 -8.77 52.24 40.29 17.72 65.02 0.00 100 71 AVERAGE

Mode	9	
	Band Edge - L	
	U-NII-1_5.15-5.25_802.11ac VHT80_CH42_5210MHz	
ANT	6	
Pol.	Horizontal	Fundamental
Peak	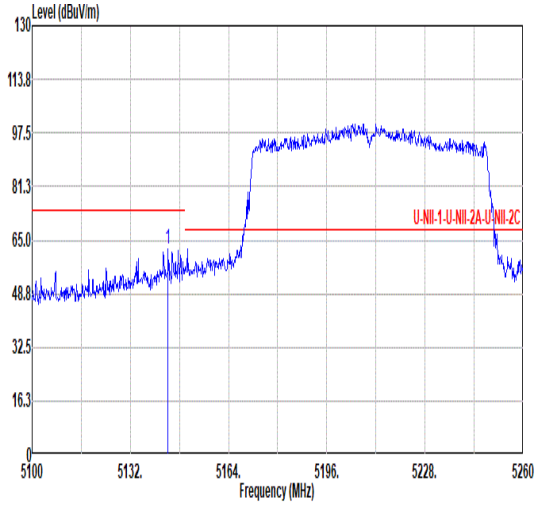 Freq Level Limit Line Over Limit Read Level Ant Factor Cable Loss Preamp Factor Aux Factor APos TPos Remark MHz dBuV/m dBuV/m dB dBuV dB/m dB dB dB cm deg 1 5144.32 62.10 74.00 -11.90 54.32 34.10 10.65 36.97 0.00 300 164 PEAK	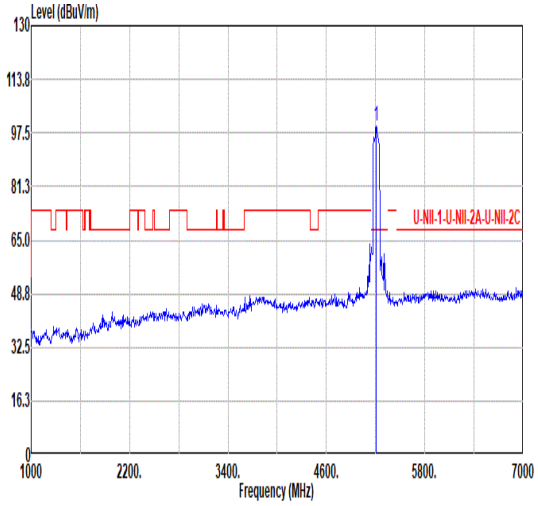 Freq Level Limit Line Over Limit Read Level Ant Factor Cable Loss Preamp Factor Aux Factor APos TPos Remark MHz dBuV/m dBuV/m dB dBuV dB/m dB dB dB cm deg 1 5210.00 99.77 ------ ------ 91.87 34.20 10.71 37.01 0.00 300 164 PEAK
Avg	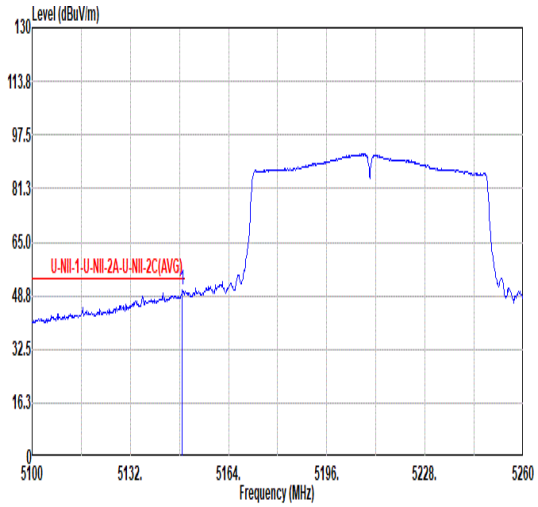 Freq Level Limit Line Over Limit Read Level Ant Factor Cable Loss Preamp Factor Aux Factor APos TPos Remark MHz dBuV/m dBuV/m dB dBuV dB/m dB dB dB cm deg 1 5148.96 50.60 54.00 -3.40 42.82 34.10 10.65 36.97 0.00 300 164 AVERAGE	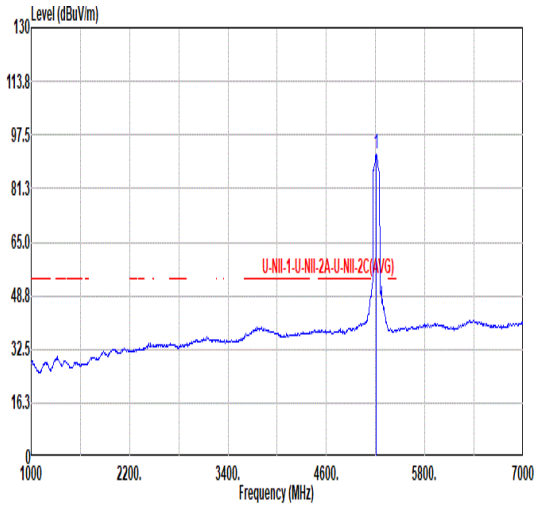 Freq Level Limit Line Over Limit Read Level Ant Factor Cable Loss Preamp Factor Aux Factor APos TPos Remark MHz dBuV/m dBuV/m dB dBuV dB/m dB dB dB cm deg 1 5210.00 91.72 ------ ------ 83.82 34.20 10.71 37.01 0.00 300 164 AVERAGE

Mode	9	
	Band Edge - R	
	U-NII-1_5.15-5.25_802.11ac VHT80_CH42_5210MHz	
ANT	6	
Pol.	Horizontal	Fundamental
Peak	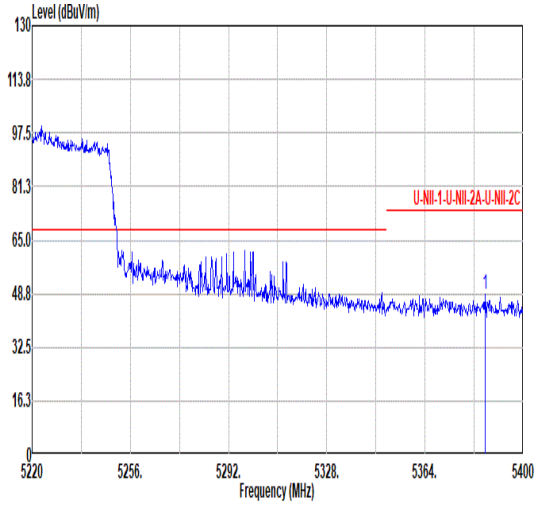 Freq Level Limit Line Over Limit Read Level Ant Factor Cable Loss Preamp Factor Aux Factor APos TPos Remark MHz dBuV/m dBuV/m dB dBuV dB/m dB dB dB cm deg 1 5385.96 48.45 74.00 -25.55 39.93 34.40 10.88 36.76 0.00 300 164 PEAK	Blank
Avg	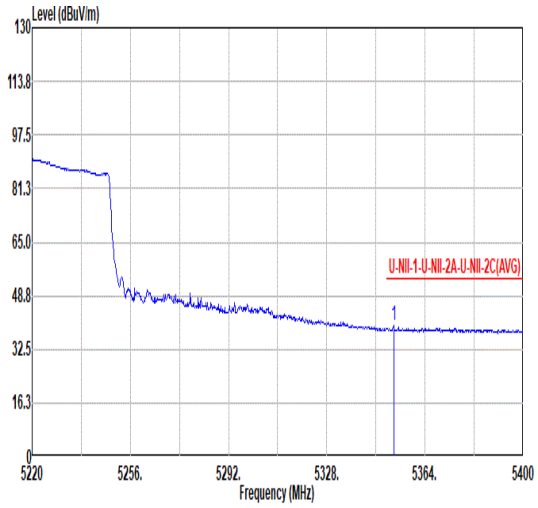 Freq Level Limit Line Over Limit Read Level Ant Factor Cable Loss Preamp Factor Aux Factor APos TPos Remark MHz dBuV/m dBuV/m dB dBuV dB/m dB dB dB cm deg 1 5352.48 39.51 54.00 -14.49 31.11 34.40 10.84 36.84 0.00 300 164 AVERAGE	Blank

Mode	9	
	Band Edge - L	
	U-NII-1_5.15-5.25_802.11ac VHT80_CH42_5210MHz	
ANT	6	
Pol.	Vertical	Fundamental
Peak	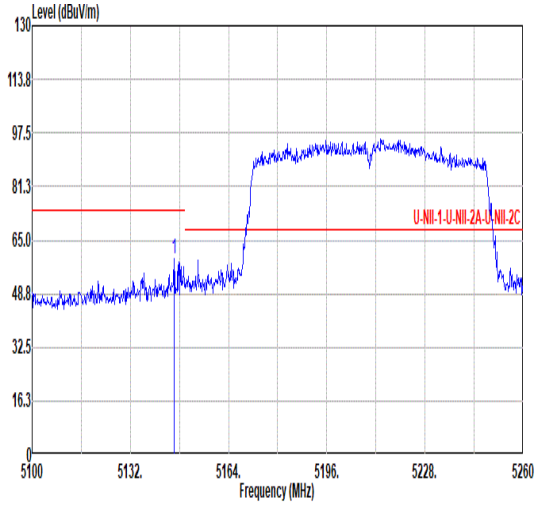 Freq Level Limit Line Over Limit Read Level Ant Factor Cable Loss Preamp Factor Aux Factor APos TPos Remark MHz dBuV/m dBuV/m dB dBuV dB/m dB dB dB cm deg 1 5146.24 59.53 74.00 -14.47 51.75 34.10 10.65 36.97 0.00 328 269 PEAK	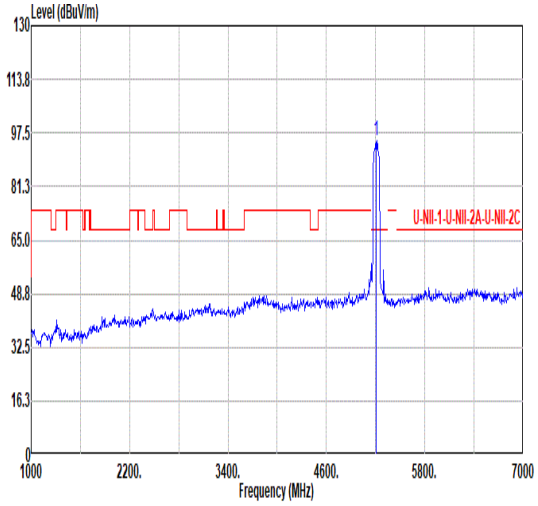 Freq Level Limit Line Over Limit Read Level Ant Factor Cable Loss Preamp Factor Aux Factor APos TPos Remark MHz dBuV/m dBuV/m dB dBuV dB/m dB dB dB cm deg 1 5210.00 95.39 ------ ------ 87.47 34.20 10.72 37.00 0.00 328 269 PEAK
Avg	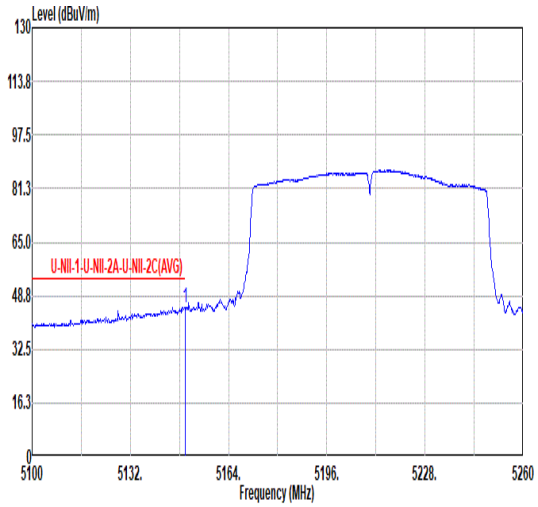 Freq Level Limit Line Over Limit Read Level Ant Factor Cable Loss Preamp Factor Aux Factor APos TPos Remark MHz dBuV/m dBuV/m dB dBuV dB/m dB dB dB cm deg 1 5149.92 45.15 54.00 -8.85 37.37 34.10 10.65 36.97 0.00 328 269 AVERAGE	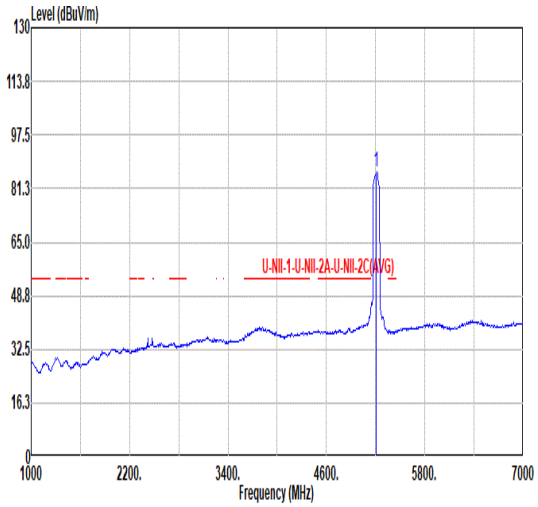 Freq Level Limit Line Over Limit Read Level Ant Factor Cable Loss Preamp Factor Aux Factor APos TPos Remark MHz dBuV/m dBuV/m dB dBuV dB/m dB dB dB cm deg 1 5210.00 86.55 ------ ------ 78.63 34.20 10.72 37.00 0.00 328 269 AVERAGE

Mode	9	
	Band Edge - R	
	U-NII-1_5.15-5.25_802.11ac VHT80_CH42_5210MHz	
ANT	6	
Pol.	Vertical	Fundamental
Peak	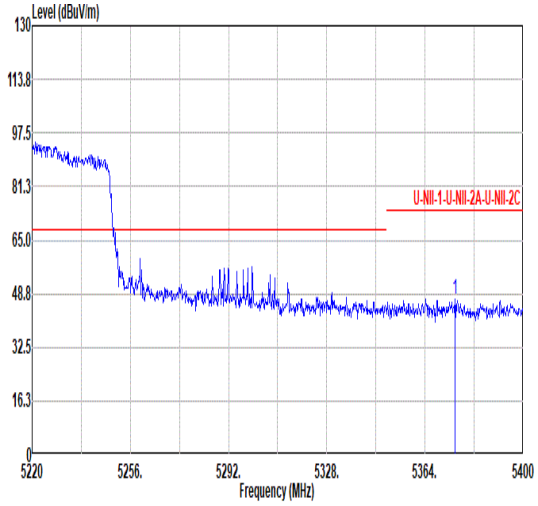 Freq Level Limit Line Over Limit Read Level Ant Factor Cable Loss Preamp Factor Aux Factor APos TPos Remark MHz dBuV/m dBuV/m dB dBuV dB/m dB dB dB cm deg 1 5374.98 47.26 74.00 -26.74 38.79 34.40 10.86 36.79 0.00 328 269 PEAK	Blank
Avg	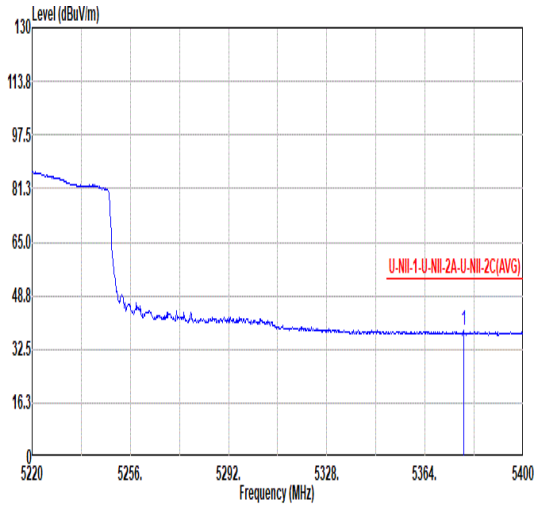 Freq Level Limit Line Over Limit Read Level Ant Factor Cable Loss Preamp Factor Aux Factor APos TPos Remark MHz dBuV/m dBuV/m dB dBuV dB/m dB dB dB cm deg 1 5378.22 38.08 54.00 -15.92 29.59 34.40 10.87 36.78 0.00 328 269 AVERAGE	Blank

Mode	9	
	Harmonic	
	U-NII-1_5.15-5.25_802.11ac VHT80_CH42_5210MHz	
ANT	6	
Pol.	Horizontal	Vertical
Peak Avg	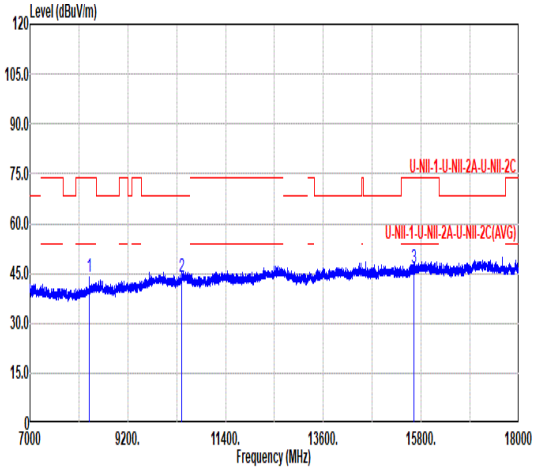 Freq Level Limit Line Over Limit Read Level Ant Factor Cable Loss Preamp Factor Aux Factor APos TPos Remark MHz dBuV/m dBuV/m dB dBuV dB/m dB dB dB cm deg 1 8336.50 44.07 74.00 -29.93 62.69 35.80 12.68 67.10 0.00 --- --- Peak 2 10420.00 44.13 68.20 -24.07 59.38 37.54 14.28 67.07 0.00 --- --- PEAK 3 15630.00 46.56 74.00 -27.44 53.69 40.23 17.69 65.05 0.00 --- --- PEAK	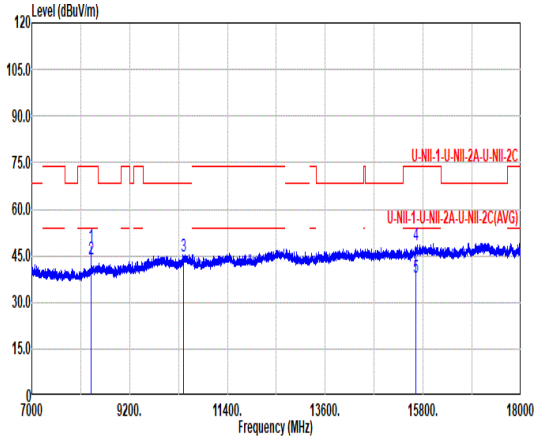 Freq Level Limit Line Over Limit Read Level Ant Factor Cable Loss Preamp Factor Aux Factor APos TPos Remark MHz dBuV/m dBuV/m dB dBuV dB/m dB dB dB cm deg 1 8335.40 48.18 74.00 -25.82 66.80 35.80 12.68 67.10 0.00 100 254 Peak 2 8335.40 43.83 54.00 -10.17 62.45 35.80 12.68 67.10 0.00 100 254 Average 3 10420.00 44.77 68.20 -23.43 60.02 37.54 14.28 67.07 0.00 --- --- PEAK 4 15630.00 48.55 74.00 -25.45 55.68 40.23 17.69 65.05 0.00 100 0 PEAK 5 15630.00 38.19 54.00 -15.81 45.31 40.23 17.69 65.04 0.00 100 0 AVERAGE

Mode	10	
	Harmonic	
	U-NII-2A_5.25-5.35_802.11a_CH52_5260MHz	
ANT	6	
Pol.	Horizontal	Vertical
Peak Avg	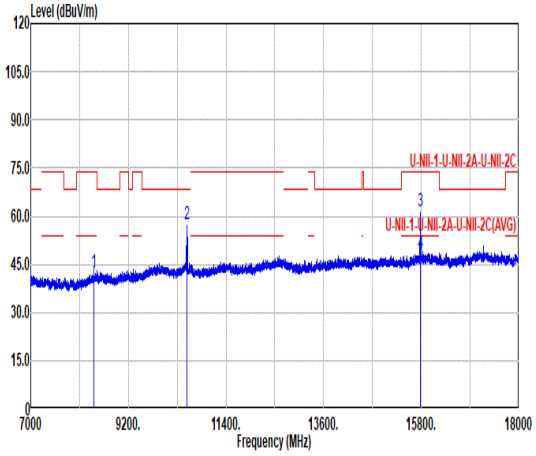 Freq Level Limit Line Over Limit Read Level Ant Factor Cable Loss Preamp Factor Aux Factor APos TPos Remark MHz dBuV/m dBuV/m dB dBuV dB/m dB dB dB cm deg 1 8416.00 42.47 74.00 -31.53 61.03 35.80 12.72 67.08 0.00 --- --- PEAK 2 10520.00 57.59 68.20 -10.61 72.60 37.74 14.33 67.08 0.00 100 301 PEAK 3 15780.00 61.37 74.00 -12.63 68.07 40.54 17.75 64.99 0.00 101 316 PEAK 4 15780.00 48.33 54.00 -5.67 55.04 40.54 17.75 65.00 0.00 101 316 AVERAGE	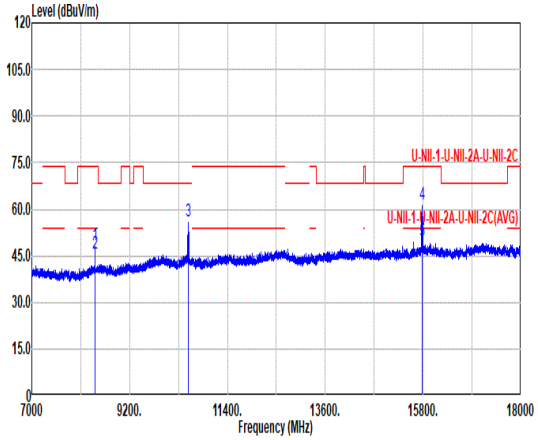 Freq Level Limit Line Over Limit Read Level Ant Factor Cable Loss Preamp Factor Aux Factor APos TPos Remark MHz dBuV/m dBuV/m dB dBuV dB/m dB dB dB cm deg 1 8416.00 48.53 74.00 -25.47 67.09 35.80 12.72 67.08 0.00 100 245 PEAK 2 8416.00 45.62 54.00 -8.38 64.18 35.80 12.72 67.08 0.00 100 245 AVERAGE 3 10520.00 56.18 68.20 -12.02 71.19 37.74 14.33 67.08 0.00 100 327 PEAK 4 15780.00 61.64 74.00 -12.36 68.34 40.54 17.75 64.99 0.00 100 72 PEAK 5 15780.00 49.80 54.00 -4.20 56.50 40.54 17.75 64.99 0.00 100 72 AVERAGE

Mode	11	
	Harmonic	
	U-NII-2A_5.25-5.35_802.11a_CH60_5300MHz	
ANT	6	
Pol.	Horizontal	Vertical
Peak Avg	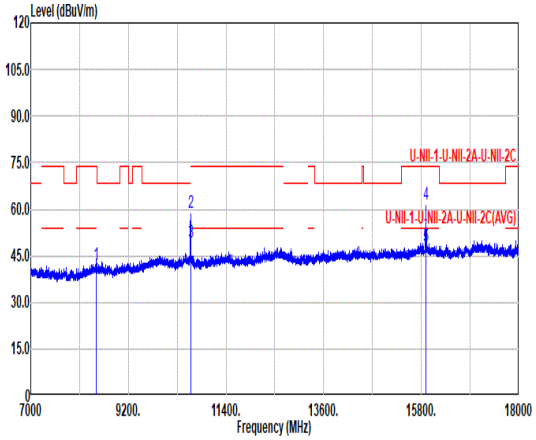 Freq Level Limit Line Over Limit Read Level Ant Factor Cable Loss Preamp Factor Aux Factor APos TPos Remark MHz dBuV/m dBuV/m dB dBuV dB/m dB dB dB cm deg 1 8480.00 42.31 74.00 -31.69 60.71 35.86 12.80 67.06 0.00 --- --- PEAK 2 10600.00 58.96 74.00 -15.04 73.73 37.90 14.38 67.05 0.00 100 88 PEAK 3 10600.00 49.31 54.00 -4.69 64.08 37.90 14.38 67.05 0.00 100 88 AVERAGE 4 15900.00 61.74 74.00 -12.26 68.08 40.80 17.81 64.95 0.00 113 315 PEAK 5 15900.00 48.13 54.00 -5.87 54.47 40.80 17.81 64.95 0.00 113 315 AVERAGE	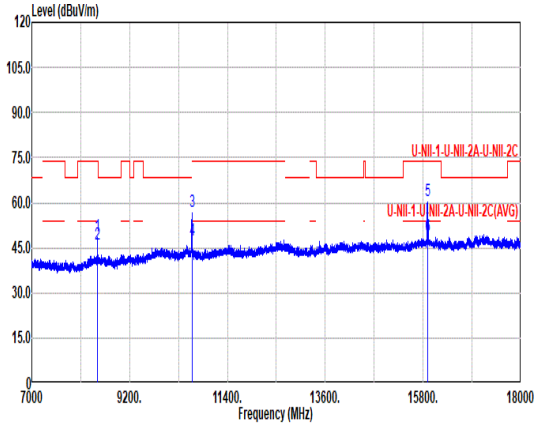 Freq Level Limit Line Over Limit Read Level Ant Factor Cable Loss Preamp Factor Aux Factor APos TPos Remark MHz dBuV/m dBuV/m dB dBuV dB/m dB dB dB cm deg 1 8480.00 48.73 74.00 -25.27 67.13 35.86 12.80 67.06 0.00 100 239 PEAK 2 8480.00 46.26 54.00 -7.74 64.66 35.86 12.80 67.06 0.00 100 239 AVERAGE 3 10600.00 57.07 74.00 -16.93 71.84 37.90 14.38 67.05 0.00 100 342 PEAK 4 10600.00 47.70 54.00 -6.30 62.47 37.90 14.38 67.05 0.00 100 342 AVERAGE 5 15900.00 60.69 74.00 -13.31 67.03 40.80 17.81 64.95 0.00 100 77 PEAK 6 15900.00 49.12 54.00 -4.88 55.46 40.80 17.81 64.95 0.00 100 77 AVERAGE

Mode	12	
	Band Edge - L	
	U-NII-2A_5.25-5.35_802.11a_CH64_5320MHz	
ANT	6	
Pol.	Horizontal	Fundamental
Peak	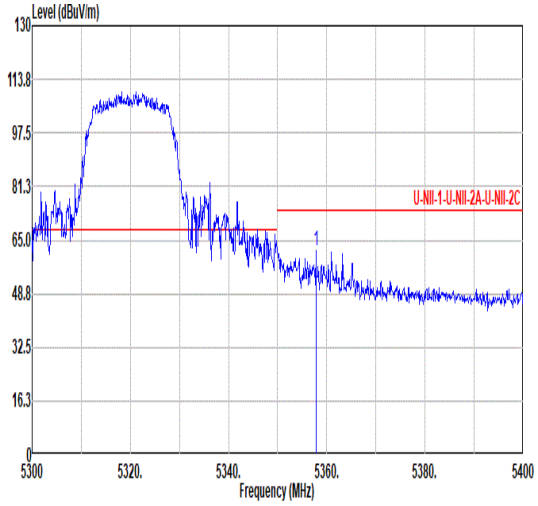 Freq Level Limit Line Over Limit Read Level Ant Factor Cable Loss Preamp Factor Aux Factor APos TPos Remark MHz dBuV/m dBuV/m dB dBuV dB/m dB dB dB cm deg 1 5357.80 61.88 74.00 -12.12 53.46 34.40 10.85 36.83 0.00 123 166 PEAK	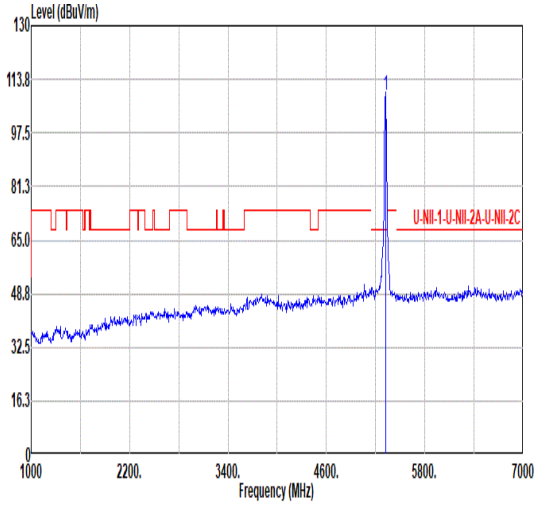 Freq Level Limit Line Over Limit Read Level Ant Factor Cable Loss Preamp Factor Aux Factor APos TPos Remark MHz dBuV/m dBuV/m dB dBuV dB/m dB dB dB cm deg 1 5320.00 108.89 ------ ------ 100.61 34.40 10.81 36.93 0.00 123 166 PEAK
Avg	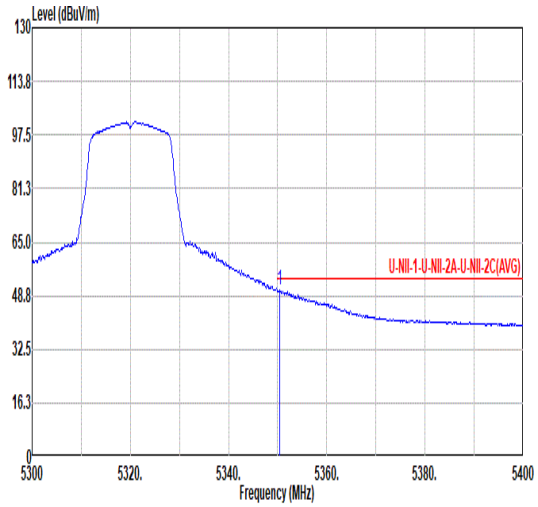 Freq Level Limit Line Over Limit Read Level Ant Factor Cable Loss Preamp Factor Aux Factor APos TPos Remark MHz dBuV/m dBuV/m dB dBuV dB/m dB dB dB cm deg 1 5350.40 50.44 54.00 -3.56 42.05 34.40 10.84 36.85 0.00 123 166 AVERAGE	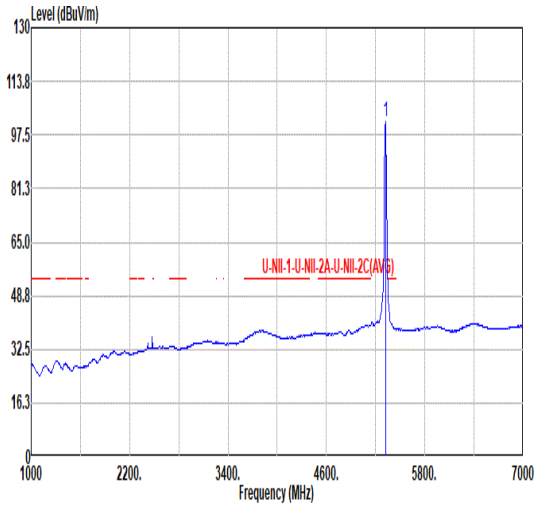 Freq Level Limit Line Over Limit Read Level Ant Factor Cable Loss Preamp Factor Aux Factor APos TPos Remark MHz dBuV/m dBuV/m dB dBuV dB/m dB dB dB cm deg 1 5320.00 101.33 ------ ------ 93.05 34.40 10.81 36.93 0.00 123 166 AVERAGE

Mode	12	
	Band Edge - L	
	U-NII-2A_5.25-5.35_802.11a_CH64_5320MHz	
ANT	6	
Pol.	Vertical	Fundamental
Peak	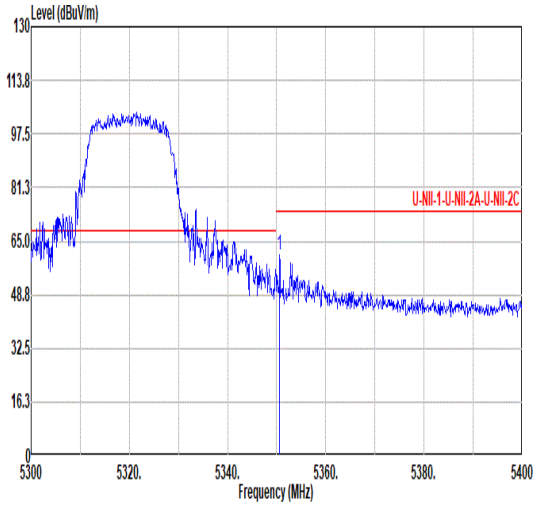 Freq Level Limit Line Over Limit Read Level Ant Factor Cable Loss Preamp Factor Aux Factor APos TPos Remark MHz dBuV/m dBuV/m dB dBuV dB/m dB dB dB cm deg 1 5350.60 60.59 74.00 -13.41 52.20 34.40 10.84 36.85 0.00 310 270 PEAK	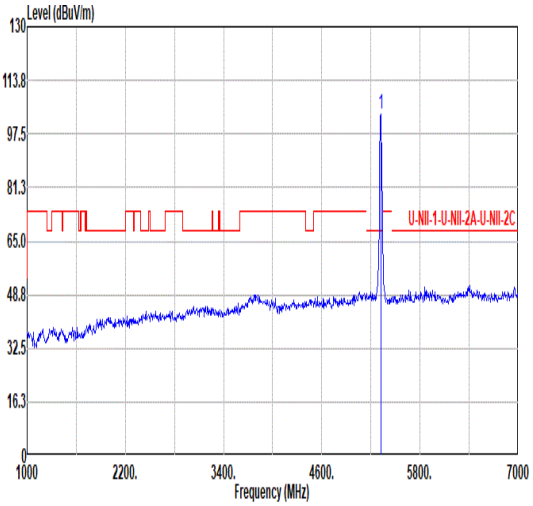 Freq Level Limit Line Over Limit Read Level Ant Factor Cable Loss Preamp Factor Aux Factor APos TPos Remark MHz dBuV/m dBuV/m dB dBuV dB/m dB dB dB cm deg 1 5320.00 103.52 ------ ------ 95.24 34.40 10.81 36.93 0.00 310 270 PEAK
Avg	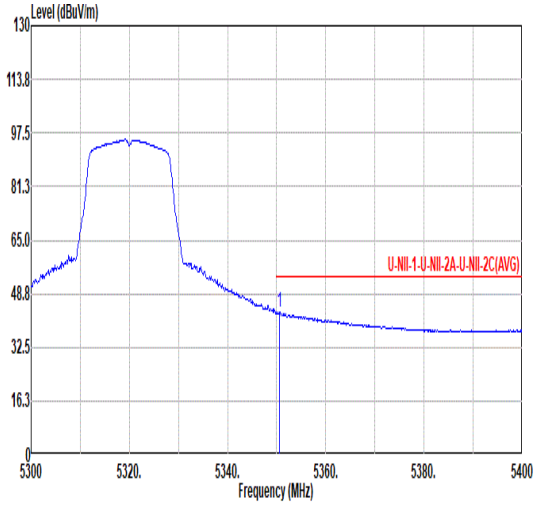 Freq Level Limit Line Over Limit Read Level Ant Factor Cable Loss Preamp Factor Aux Factor APos TPos Remark MHz dBuV/m dBuV/m dB dBuV dB/m dB dB dB cm deg 1 5350.60 43.10 54.00 -10.90 34.71 34.40 10.84 36.85 0.00 310 270 AVERAGE	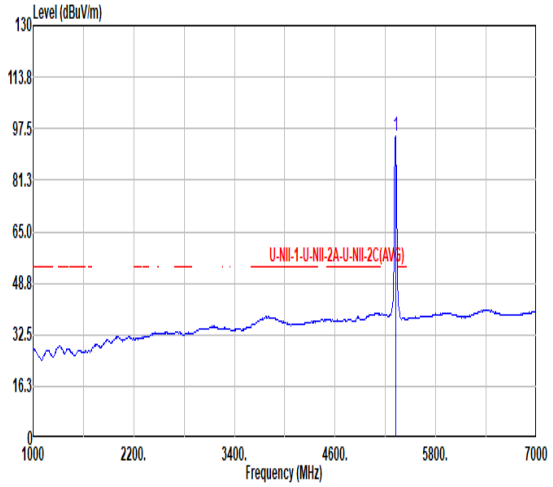 Freq Level Limit Line Over Limit Read Level Ant Factor Cable Loss Preamp Factor Aux Factor APos TPos Remark MHz dBuV/m dBuV/m dB dBuV dB/m dB dB dB cm deg 1 5320.00 95.37 ------ ------ 87.09 34.40 10.81 36.93 0.00 310 270 AVERAGE

Mode	12	
	Harmonic	
	U-NII-2A_5.25-5.35_802.11a_CH64_5320MHz	
ANT	6	
Pol.	Horizontal	Vertical
Peak Avg	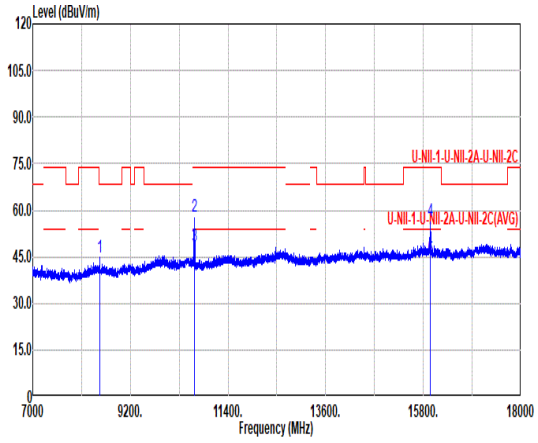 Freq Level Limit Line Over Limit Read Level Ant Factor Cable Loss Preamp Factor Aux Factor APos TPos Remark MHz dBuV/m dBuV/m dB dBuV dB/m dB dB dB cm deg 1 8511.40 44.84 68.20 -23.36 63.17 35.90 12.83 67.06 0.00 --- --- Peak 2 10640.00 57.94 74.00 -16.06 72.68 37.90 14.40 67.04 0.00 100 94 PEAK 3 10640.00 48.34 54.00 -5.66 63.08 37.90 14.40 67.04 0.00 100 94 AVERAGE 4 15960.00 56.66 74.00 -17.34 62.90 40.86 17.83 64.93 0.00 100 316 PEAK 5 15960.00 44.51 54.00 -9.49 50.75 40.86 17.83 64.93 0.00 100 316 AVERAGE	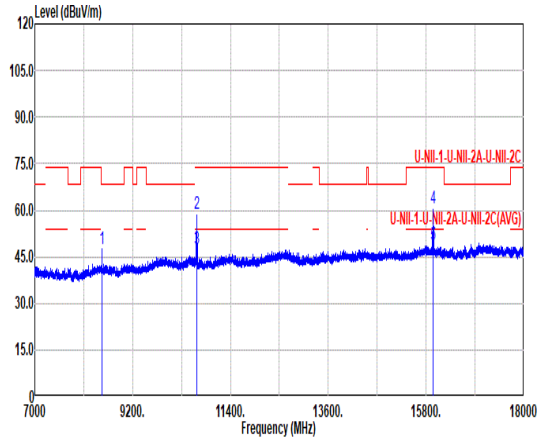 Freq Level Limit Line Over Limit Read Level Ant Factor Cable Loss Preamp Factor Aux Factor APos TPos Remark MHz dBuV/m dBuV/m dB dBuV dB/m dB dB dB cm deg 1 8512.50 47.67 68.20 -20.53 65.99 35.90 12.84 67.06 0.00 --- --- Peak 2 10640.00 58.80 74.00 -15.20 73.54 37.90 14.40 67.04 0.00 100 329 PEAK 3 10640.00 47.39 54.00 -6.61 62.13 37.90 14.40 67.04 0.00 100 329 AVERAGE 4 15960.00 60.62 74.00 -13.38 66.86 40.86 17.83 64.93 0.00 100 74 PEAK 5 15960.00 48.96 54.00 -5.04 55.20 40.86 17.83 64.93 0.00 100 74 AVERAGE

Mode	13	
	Harmonic	
	U-NII-2A_5.25-5.35_802.11ac VHT20_CH52_5260MHz	
ANT	6	
Pol.	Horizontal	Vertical
Peak Avg	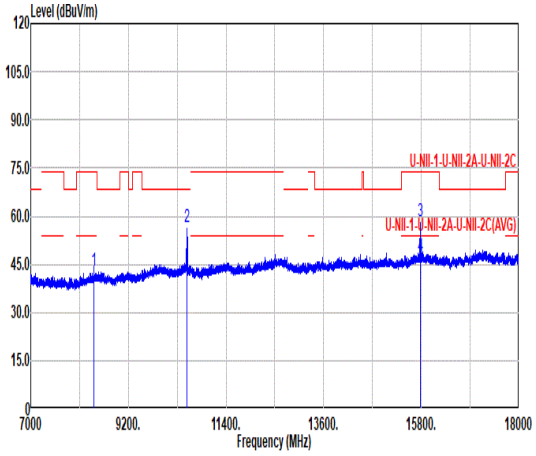 Freq Level Limit Line Over Limit Read Level Ant Factor Cable Loss Preamp Factor Aux Factor APos TPos Remark MHz dBuV/m dBuV/m dB dBuV dB/m dB dB dB cm deg 1 8416.00 43.17 74.00 -30.83 61.73 35.80 12.72 67.08 0.00 --- --- PEAK 2 10520.00 56.46 68.20 -11.74 71.47 37.74 14.33 67.08 0.00 100 300 PEAK 3 15780.00 58.58 74.00 -15.42 65.28 40.54 17.75 64.99 0.00 108 316 PEAK 4 15780.00 47.72 54.00 -6.28 54.42 40.54 17.75 64.99 0.00 108 316 AVERAGE	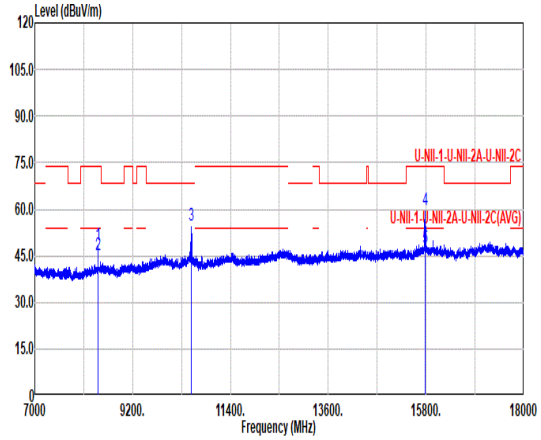 Freq Level Limit Line Over Limit Read Level Ant Factor Cable Loss Preamp Factor Aux Factor APos TPos Remark MHz dBuV/m dBuV/m dB dBuV dB/m dB dB dB cm deg 1 8416.00 48.29 74.00 -25.71 66.85 35.80 12.72 67.08 0.00 100 245 PEAK 2 8416.00 45.13 54.00 -8.87 63.69 35.80 12.72 67.08 0.00 100 245 AVERAGE 3 10520.00 54.93 68.20 -13.27 69.94 37.74 14.33 67.08 0.00 100 108 PEAK 4 15780.00 59.83 74.00 -14.17 66.53 40.54 17.75 64.99 0.00 101 77 PEAK 5 15780.00 47.77 54.00 -6.23 54.47 40.54 17.75 64.99 0.00 101 77 AVERAGE

Mode	14
	Harmonic
	U-NII-2A_5.25-5.35_802.11ac VHT20_CH60_5300MHz
ANT	6

Pol.: Horizontal — Peak / Avg

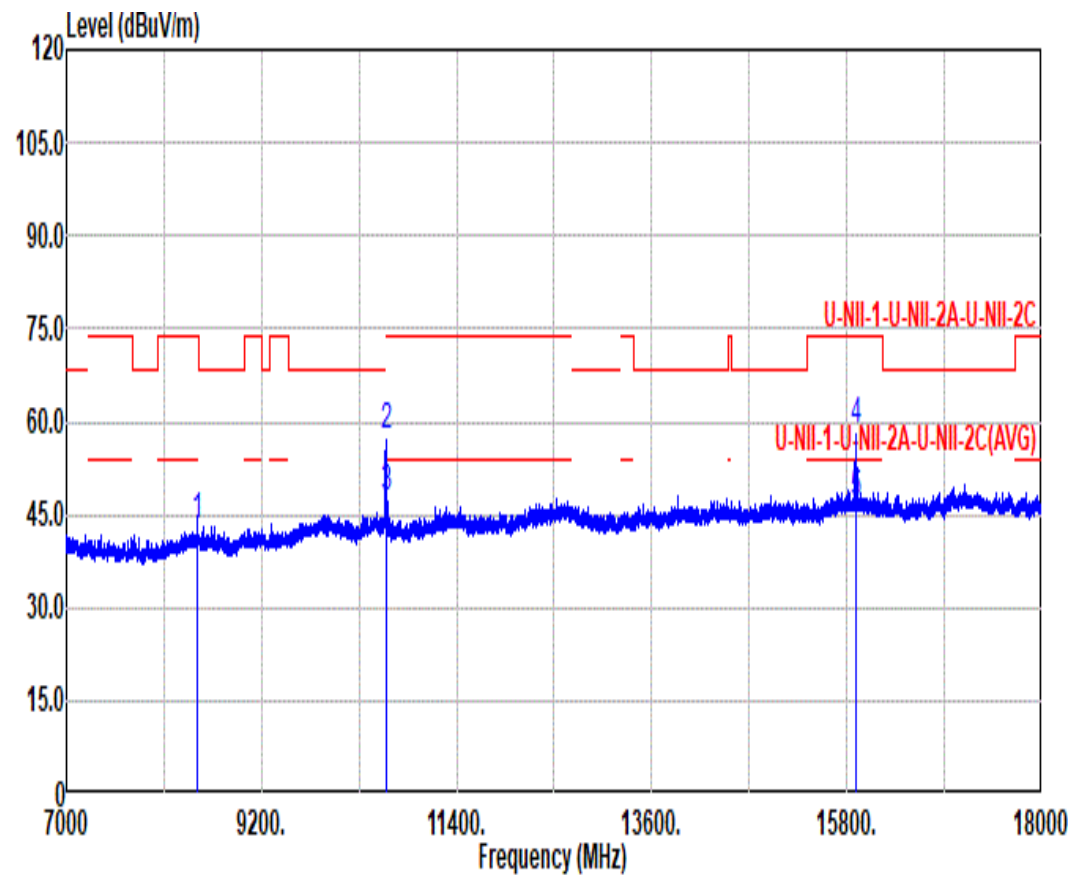

	Freq	Level	Limit Line	Over Limit	Read Level	Ant Factor	Cable Loss	Preamp Factor	Aux Factor	APos	TPos	Remark
	MHz	dBuV/m	dBuV/m	dB	dBuV	dB/m	dB	dB	dB	cm	deg	
1	8480.00	42.88	74.00	-31.12	61.28	35.86	12.80	67.06	0.00	---	---	PEAK
2	10600.00	57.57	74.00	-16.43	72.34	37.90	14.38	67.05	0.00	100	305	PEAK
3	10600.00	47.37	54.00	-6.63	62.14	37.90	14.38	67.05	0.00	100	305	AVERAGE
4	15900.00	58.40	74.00	-15.60	64.74	40.80	17.81	64.95	0.00	100	311	PEAK
5	15900.00	46.86	54.00	-7.14	53.20	40.80	17.81	64.95	0.00	100	311	AVERAGE

Pol.: Vertical — Peak / Avg

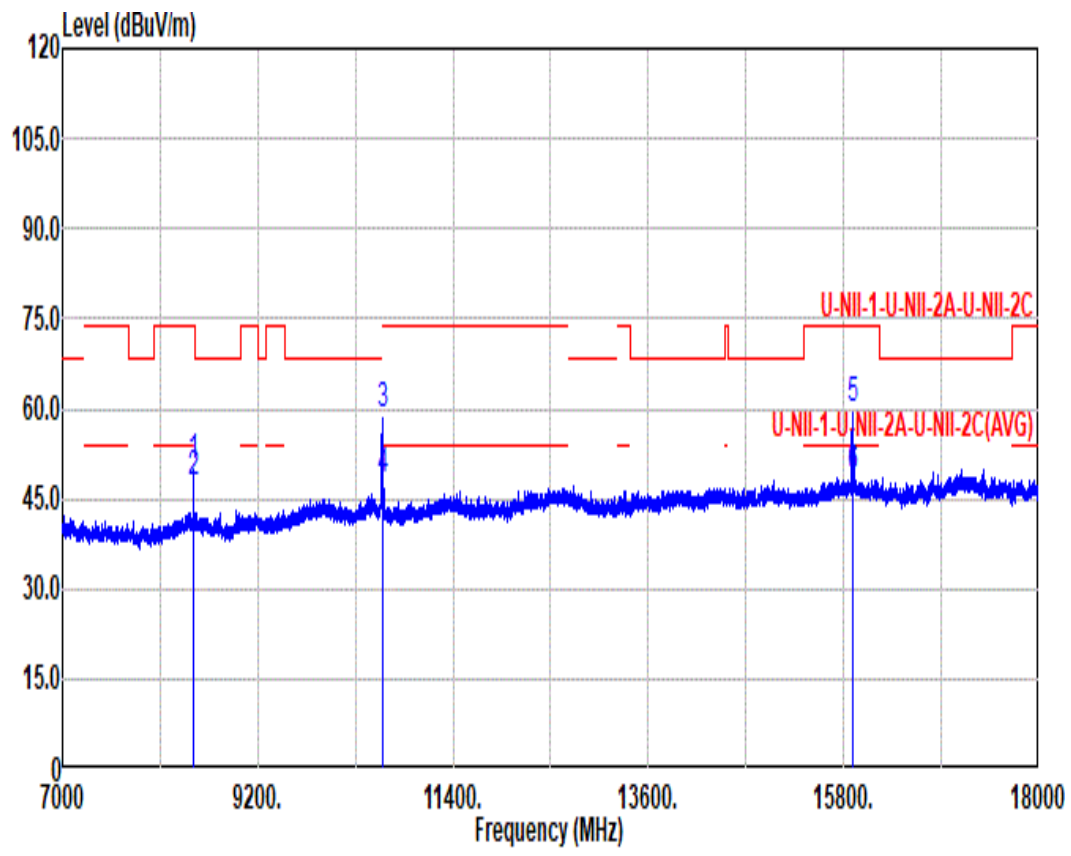

	Freq	Level	Limit Line	Over Limit	Read Level	Ant Factor	Cable Loss	Preamp Factor	Aux Factor	APos	TPos	Remark
	MHz	dBuV/m	dBuV/m	dB	dBuV	dB/m	dB	dB	dB	cm	deg	
1	8480.00	50.25	74.00	-23.75	68.65	35.86	12.80	67.06	0.00	100	239	PEAK
2	8480.00	47.47	54.00	-6.53	65.87	35.86	12.80	67.06	0.00	100	239	AVERAGE
3	10600.00	58.86	74.00	-15.14	73.63	37.90	14.38	67.05	0.00	100	350	PEAK
4	10600.00	48.15	54.00	-5.85	62.92	37.90	14.38	67.05	0.00	100	350	AVERAGE
5	15900.00	59.90	74.00	-14.10	66.24	40.80	17.81	64.95	0.00	100	74	PEAK
6	15900.00	48.37	54.00	-5.63	54.71	40.80	17.81	64.95	0.00	100	74	AVERAGE

Mode	15	
	Band Edge	
	U-NII-2A_5.25-5.35_802.11ac VHT20_CH64_5320MHz	
ANT	6	
Pol.	Horizontal	Fundamental
Peak	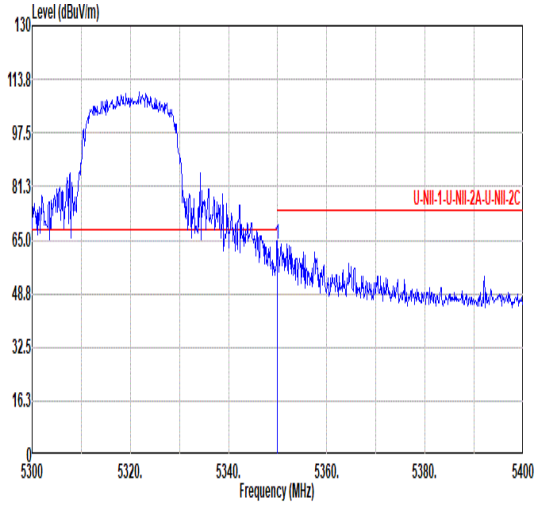 Freq Level Limit Line Over Limit Read Level Ant Factor Cable Loss Preamp Factor Aux Factor APos TPos Remark MHz dBuV/m dBuV/m dB dBuV dB/m dB dB dB cm deg 1 5350.00 63.86 74.00 -10.14 55.47 34.40 10.84 36.85 0.00 137 172 PEAK	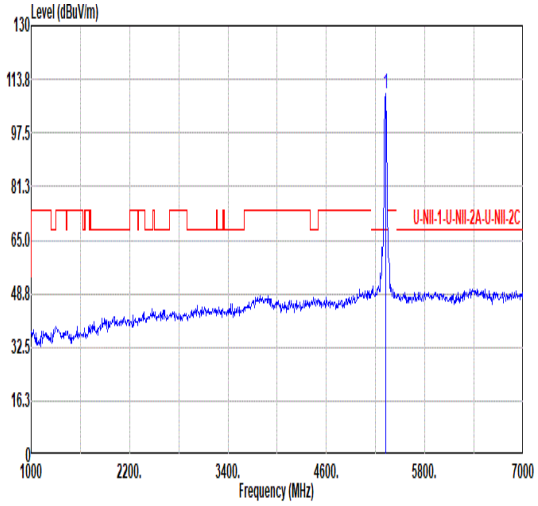 Freq Level Limit Line Over Limit Read Level Ant Factor Cable Loss Preamp Factor Aux Factor APos TPos Remark MHz dBuV/m dBuV/m dB dBuV dB/m dB dB dB cm deg 1 5320.00 109.57 ------ ------ 101.29 34.40 10.81 36.93 0.00 137 172 PEAK
Avg	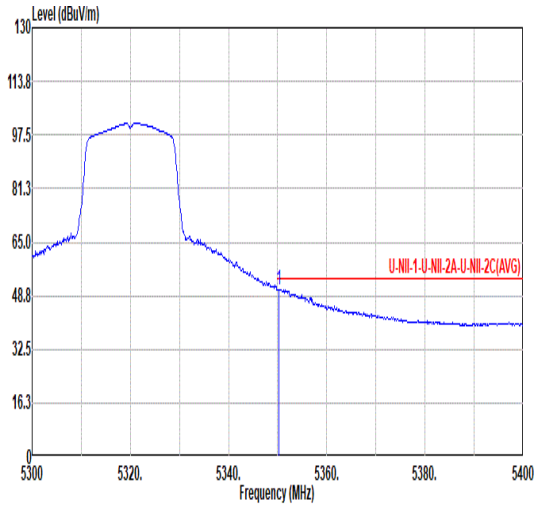 Freq Level Limit Line Over Limit Read Level Ant Factor Cable Loss Preamp Factor Aux Factor APos TPos Remark MHz dBuV/m dBuV/m dB dBuV dB/m dB dB dB cm deg 1 5350.20 50.75 54.00 -3.25 42.36 34.40 10.84 36.85 0.00 137 172 AVERAGE	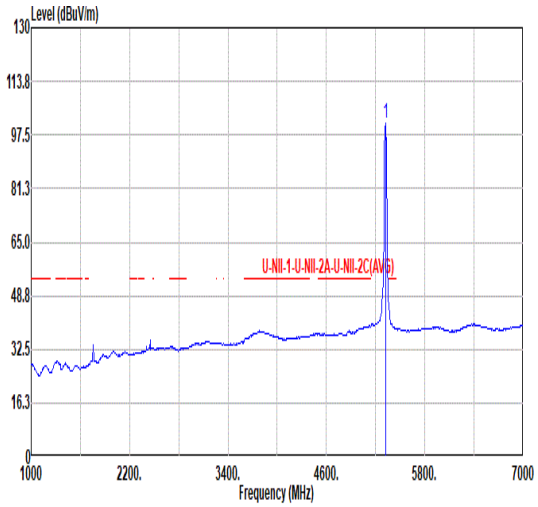 Freq Level Limit Line Over Limit Read Level Ant Factor Cable Loss Preamp Factor Aux Factor APos TPos Remark MHz dBuV/m dBuV/m dB dBuV dB/m dB dB dB cm deg 1 5320.00 101.15 ------ ------ 92.87 34.40 10.81 36.93 0.00 137 172 AVERAGE

Mode	15	
	Band Edge	
	U-NII-2A_5.25-5.35_802.11ac VHT20_CH64_5320MHz	
ANT	6	
Pol.	Vertical	Fundamental
Peak	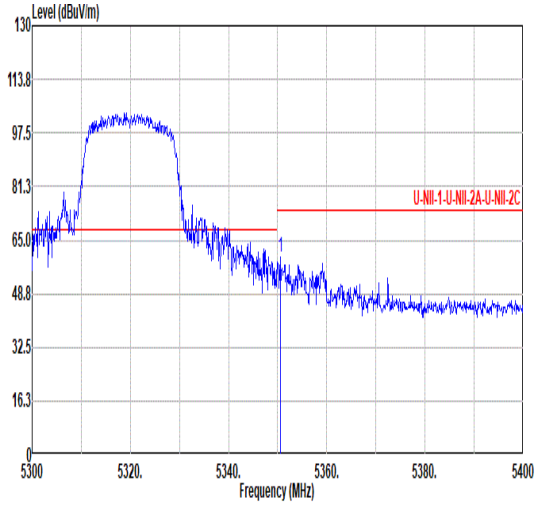 Freq Level Limit Line Over Limit Read Level Ant Factor Cable Loss Preamp Factor Aux Factor APos TPos Remark MHz dBuV/m dBuV/m dB dBuV dB/m dB dB dB cm deg 1 5350.50 59.96 74.00 -14.04 51.57 34.40 10.84 36.85 0.00 309 270 PEAK	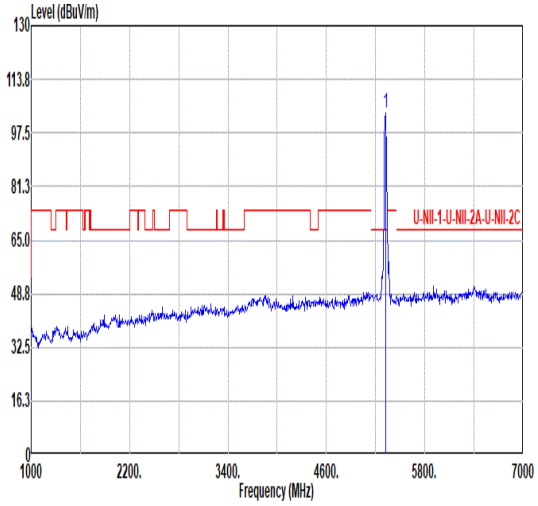 Freq Level Limit Line Over Limit Read Level Ant Factor Cable Loss Preamp Factor Aux Factor APos TPos Remark MHz dBuV/m dBuV/m dB dBuV dB/m dB dB dB cm deg 1 5320.00 103.61 ------ ------ 95.33 34.40 10.81 36.93 0.00 309 270 PEAK
Avg	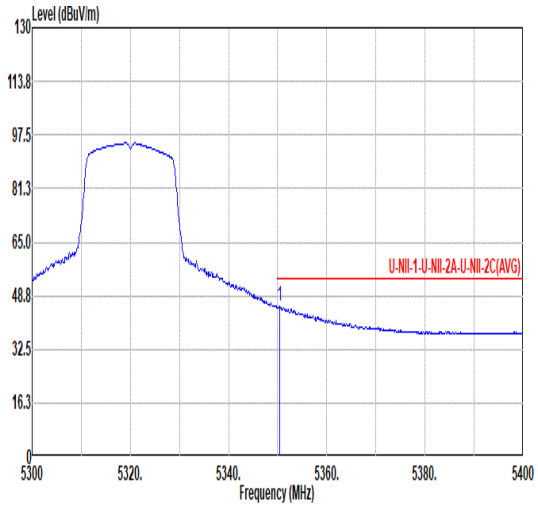 Freq Level Limit Line Over Limit Read Level Ant Factor Cable Loss Preamp Factor Aux Factor APos TPos Remark MHz dBuV/m dBuV/m dB dBuV dB/m dB dB dB cm deg 1 5350.40 45.42 54.00 -8.58 37.03 34.40 10.84 36.85 0.00 309 270 AVERAGE	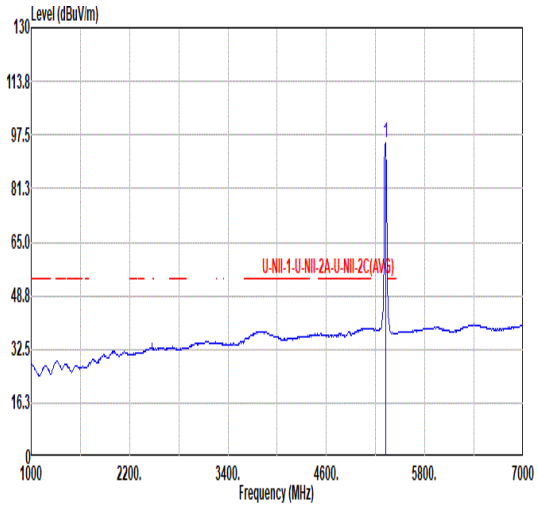 Freq Level Limit Line Over Limit Read Level Ant Factor Cable Loss Preamp Factor Aux Factor APos TPos Remark MHz dBuV/m dBuV/m dB dBuV dB/m dB dB dB cm deg 1 5320.00 94.93 ------ ------ 86.65 34.40 10.81 36.93 0.00 309 270 AVERAGE

Mode	15	
	Harmonic	
	U-NII-2A_5.25-5.35_802.11ac VHT20_CH64_5320MHz	
ANT	6	
Pol.	Horizontal	Vertical
Peak Avg	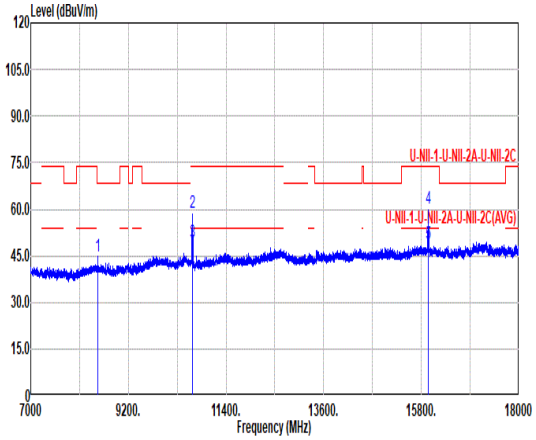 Freq Level Limit Line Over Limit Read Level Ant Factor Cable Loss Preamp Factor Aux Factor APos TPos Remark MHz dBuV/m dBuV/m dB dBuV dB/m dB dB dB cm deg 1 8512.50 44.76 68.20 -23.44 63.08 35.90 12.84 67.06 0.00 --- --- Peak 2 10640.00 58.92 74.00 -15.08 73.66 37.90 14.40 67.04 0.00 100 90 PEAK 3 10640.00 49.49 54.00 -4.51 64.23 37.90 14.40 67.04 0.00 100 90 AVERAGE 4 15960.00 60.40 74.00 -13.60 66.64 40.86 17.83 64.93 0.00 101 313 PEAK 5 15960.00 48.74 54.00 -5.26 54.98 40.86 17.83 64.93 0.00 101 313 AVERAGE	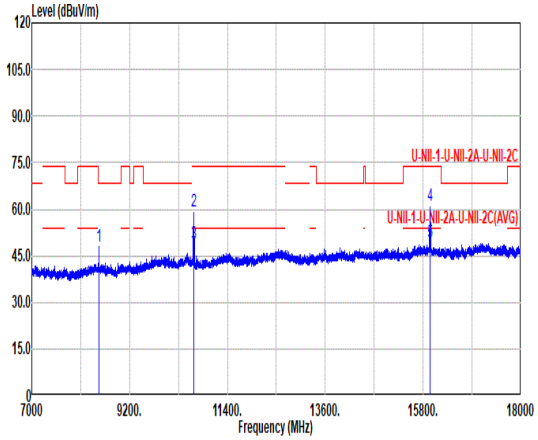 Freq Level Limit Line Over Limit Read Level Ant Factor Cable Loss Preamp Factor Aux Factor APos TPos Remark MHz dBuV/m dBuV/m dB dBuV dB/m dB dB dB cm deg 1 8511.40 47.80 68.20 -20.40 66.13 35.90 12.83 67.06 0.00 --- --- Peak 2 10640.00 59.36 74.00 -14.64 74.10 37.90 14.40 67.04 0.00 100 347 PEAK 3 10640.00 49.10 54.00 -4.90 63.84 37.90 14.40 67.04 0.00 100 347 AVERAGE 4 15960.00 61.08 74.00 -12.92 67.32 40.86 17.83 64.93 0.00 100 74 PEAK 5 15960.00 49.45 54.00 -4.55 55.69 40.86 17.83 64.93 0.00 100 74 AVERAGE

Mode	16	
	Band Edge - L	
	U-NII-2A_5.25-5.35_802.11ac VHT40_CH54_5270MHz	
ANT	6	
Pol.	Horizontal	Fundamental
Peak	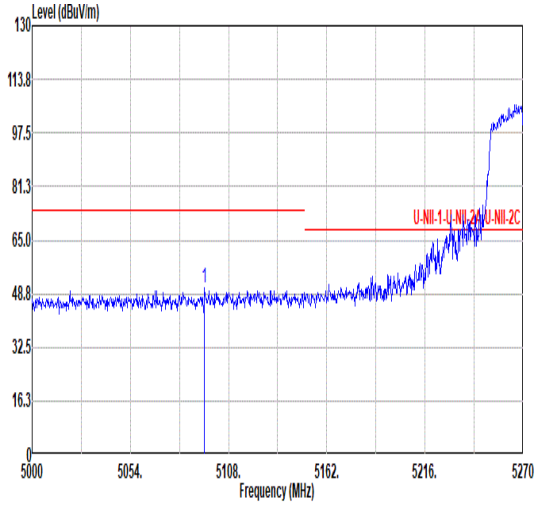 Freq Level Limit Line Over Limit Read Level Ant Factor Cable Loss Preamp Factor Aux Factor APos TPos Remark MHz dBuV/m dBuV/m dB dBuV dB/m dB dB dB cm deg 1 5094.77 50.34 74.00 -23.66 42.59 34.09 10.59 36.93 0.00 290 171 PEAK	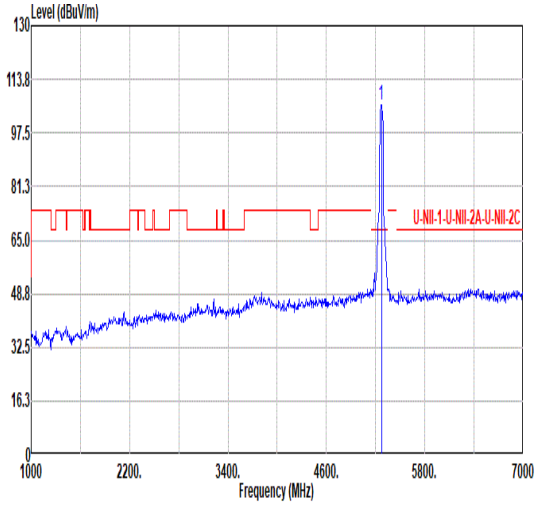 Freq Level Limit Line Over Limit Read Level Ant Factor Cable Loss Preamp Factor Aux Factor APos TPos Remark MHz dBuV/m dBuV/m dB dBuV dB/m dB dB dB cm deg 1 5270.00 105.95 ------ ------ 97.88 34.29 10.77 36.99 0.00 290 171 PEAK
Avg	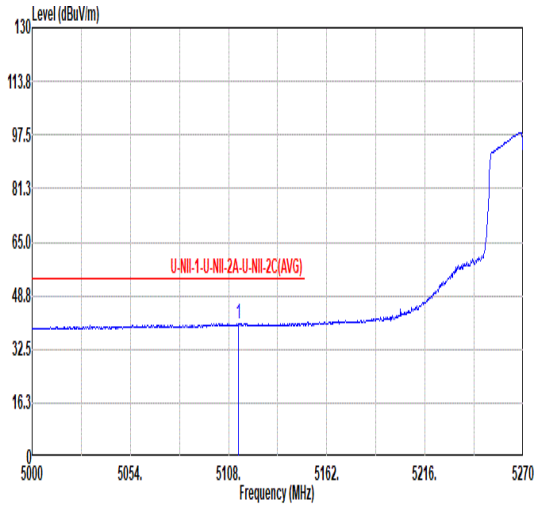 Freq Level Limit Line Over Limit Read Level Ant Factor Cable Loss Preamp Factor Aux Factor APos TPos Remark MHz dBuV/m dBuV/m dB dBuV dB/m dB dB dB cm deg 1 5113.40 40.33 54.00 -13.67 32.57 34.10 10.61 36.95 0.00 290 171 AVERAGE	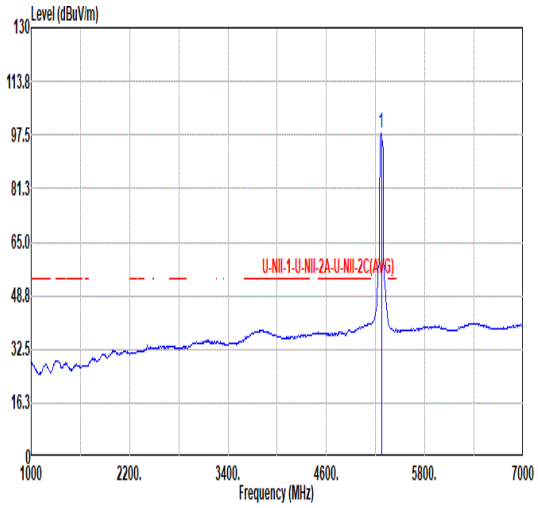 Freq Level Limit Line Over Limit Read Level Ant Factor Cable Loss Preamp Factor Aux Factor APos TPos Remark MHz dBuV/m dBuV/m dB dBuV dB/m dB dB dB cm deg 1 5270.00 97.98 ------ ------ 89.95 34.26 10.76 36.99 0.00 290 171 AVERAGE

Mode	16	
	Band Edge - R	
	U-NII-2A_5.25-5.35_802.11ac VHT40_CH54_5270MHz	
ANT	6	
Pol.	Horizontal	Fundamental
Peak	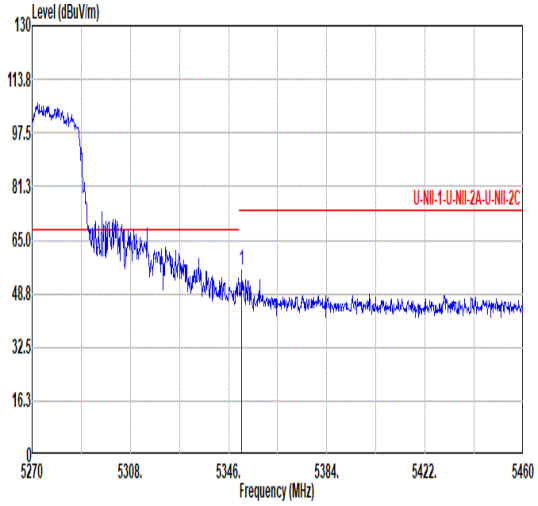 Freq Level Limit Line Over Limit Read Level Ant Factor Cable Loss Preamp Factor Aux Factor APos TPos Remark MHz dBuV/m dBuV/m dB dBuV dB/m dB dB dB cm deg 1 5350.94 55.86 74.00 -18.14 47.47 34.40 10.84 36.85 0.00 290 171 PEAK	Blank
Avg	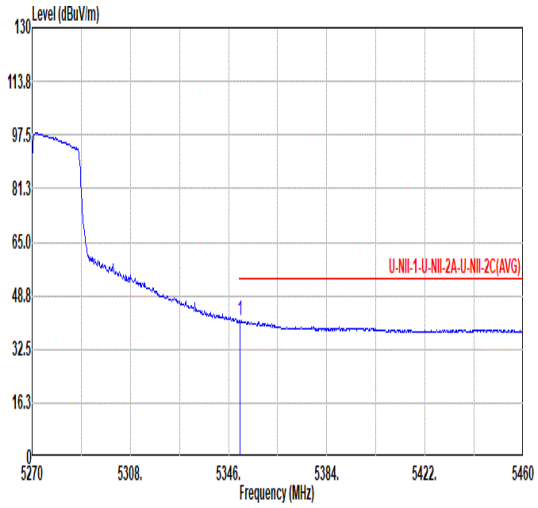 Freq Level Limit Line Over Limit Read Level Ant Factor Cable Loss Preamp Factor Aux Factor APos TPos Remark MHz dBuV/m dBuV/m dB dBuV dB/m dB dB dB cm deg 1 5350.37 41.24 54.00 -12.76 32.85 34.40 10.84 36.85 0.00 290 171 AVERAGE	Blank

Mode	16	
	Band Edge - L	
	U-NII-2A_5.25-5.35_802.11ac VHT40_CH54_5270MHz	
ANT	6	
Pol.	Vertical	Fundamental
Peak	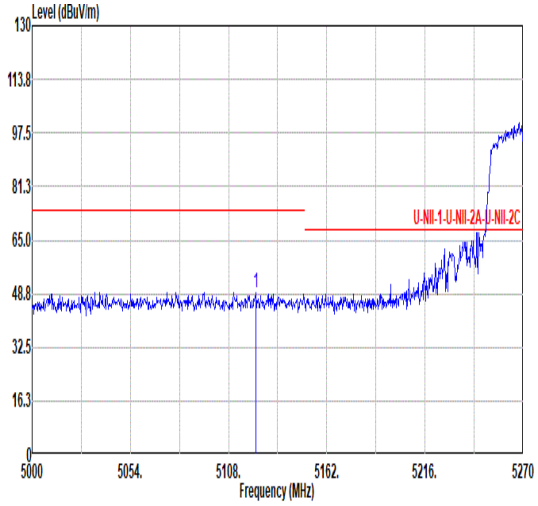 Freq Level Limit Line Over Limit Read Level Ant Factor Cable Loss Preamp Factor Aux Factor APos TPos Remark MHz dBuV/m dBuV/m dB dBuV dB/m dB dB dB cm deg 1 5122.85 49.18 74.00 -24.82 41.41 34.10 10.63 36.96 0.00 306 272 PEAK	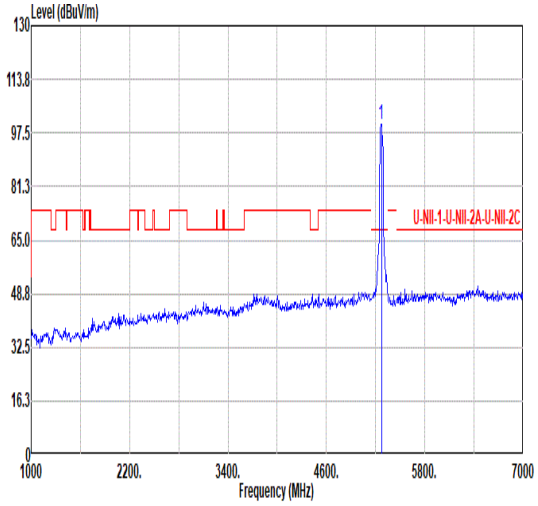 Freq Level Limit Line Over Limit Read Level Ant Factor Cable Loss Preamp Factor Aux Factor APos TPos Remark MHz dBuV/m dBuV/m dB dBuV dB/m dB dB dB cm deg 1 5270.00 100.25 ------ ------ 92.22 34.26 10.76 36.99 0.00 306 272 PEAK
Avg	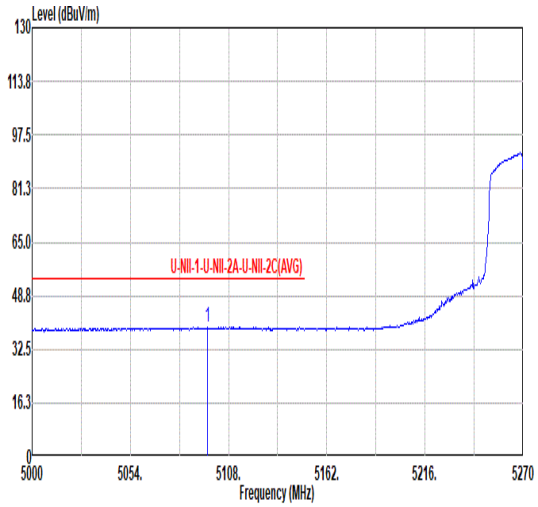 Freq Level Limit Line Over Limit Read Level Ant Factor Cable Loss Preamp Factor Aux Factor APos TPos Remark MHz dBuV/m dBuV/m dB dBuV dB/m dB dB dB cm deg 1 5096.39 39.31 54.00 -14.69 31.56 34.09 10.60 36.94 0.00 306 272 AVERAGE	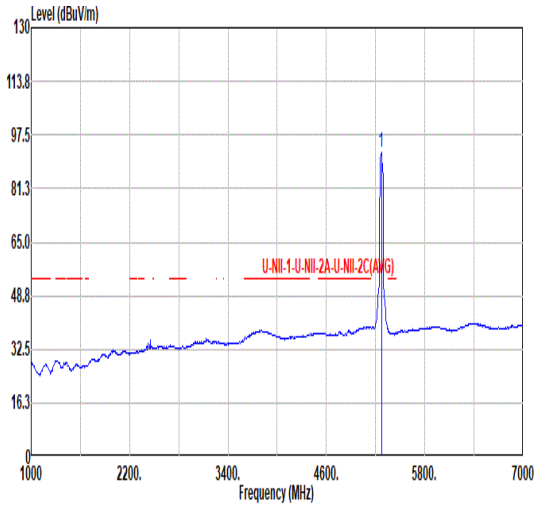 Freq Level Limit Line Over Limit Read Level Ant Factor Cable Loss Preamp Factor Aux Factor APos TPos Remark MHz dBuV/m dBuV/m dB dBuV dB/m dB dB dB cm deg 1 5270.00 92.00 ------ ------ 83.93 34.29 10.77 36.99 0.00 306 272 AVERAGE

Mode	16	
	Band Edge - R	
	U-NII-2A_5.25-5.35_802.11ac VHT40_CH54_5270MHz	
ANT	6	
Pol.	Vertical	Fundamental
Peak	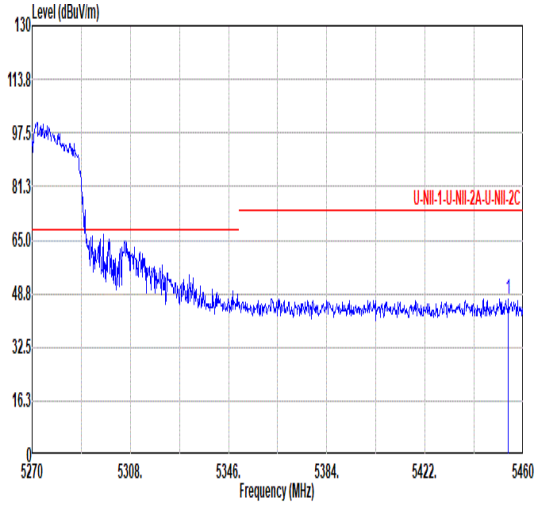 Freq Level Limit Line Over Limit Read Level Ant Factor Cable Loss Preamp Factor Aux Factor APos TPos Remark MHz dBuV/m dBuV/m dB dBuV dB/m dB dB dB cm deg 1 5454.30 47.29 74.00 -26.71 38.66 34.41 10.96 36.74 0.00 306 272 PEAK	Blank
Avg	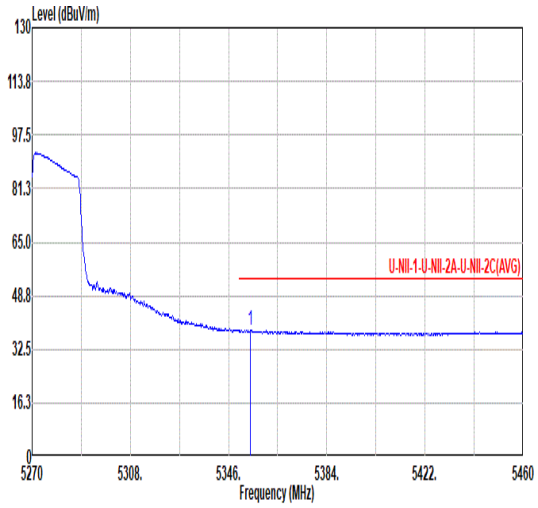 Freq Level Limit Line Over Limit Read Level Ant Factor Cable Loss Preamp Factor Aux Factor APos TPos Remark MHz dBuV/m dBuV/m dB dBuV dB/m dB dB dB cm deg 1 5354.36 38.37 54.00 -15.63 29.97 34.40 10.84 36.84 0.00 306 272 AVERAGE	Blank

Mode	16	
	Harmonic	
	U-NII-2A_5.25-5.35_802.11ac VHT40_CH54_5270MHz	
ANT	6	
Pol.	Horizontal	Vertical
Peak Avg	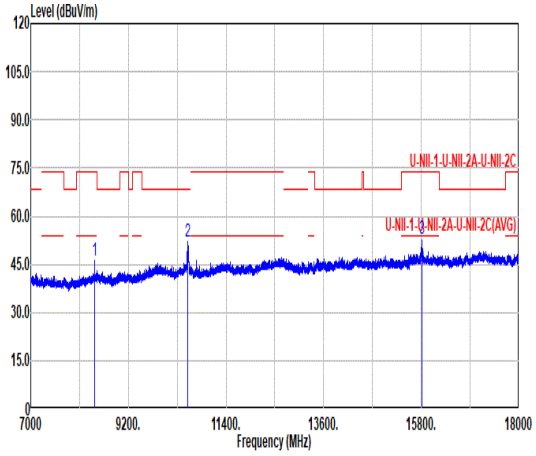 Freq Level Limit Line Over Limit Read Level Ant Factor Cable Loss Preamp Factor Aux Factor APos TPos Remark MHz dBuV/m dBuV/m dB dBuV dB/m dB dB dB cm deg 1 8432.20 46.21 74.00 -27.79 64.75 35.80 12.74 67.08 0.00 --- --- Peak 2 10536.50 51.94 68.20 -16.26 66.91 37.77 14.34 67.08 0.00 --- --- Peak 3 15810.00 53.16 74.00 -20.84 59.75 40.62 17.77 64.98 0.00 100 314 PEAK 4 15810.00 43.48 54.00 -10.52 50.07 40.62 17.77 64.98 0.00 100 314 AVERAGE	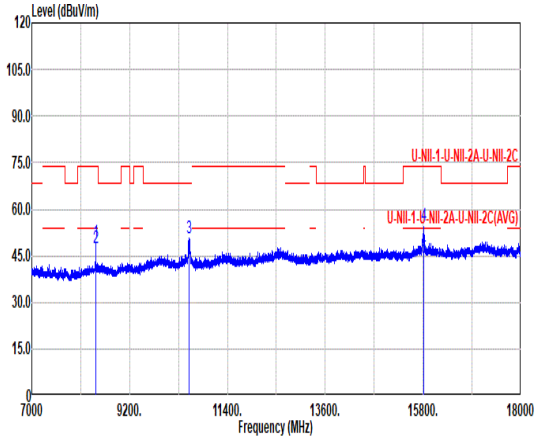 Freq Level Limit Line Over Limit Read Level Ant Factor Cable Loss Preamp Factor Aux Factor APos TPos Remark MHz dBuV/m dBuV/m dB dBuV dB/m dB dB dB cm deg 1 8432.00 49.50 74.00 -24.50 68.04 35.80 12.74 67.08 0.00 100 240 PEAK 2 8432.00 47.57 54.00 -6.43 66.11 35.80 12.74 67.08 0.00 100 240 AVERAGE 3 10540.90 50.93 68.20 -17.27 65.88 37.78 14.34 67.07 0.00 --- --- Peak 4 15810.00 54.66 74.00 -19.34 61.25 40.62 17.77 64.98 0.00 100 71 PEAK 5 15810.00 44.40 54.00 -9.60 50.98 40.63 17.77 64.98 0.00 100 71 AVERAGE

Mode	17	
	Band Edge - L	
	U-NII-2A_5.25-5.35_802.11ac VHT40_CH62_5310MHz	
ANT	6	
Pol.	Horizontal	Fundamental
Peak	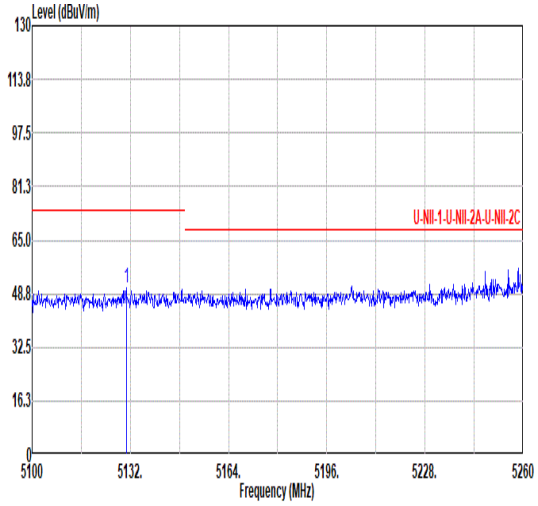 Freq Level Limit Line Over Limit Read Level Ant Factor Cable Loss Preamp Factor Aux Factor APos TPos Remark MHz dBuV/m dBuV/m dB dBuV dB/m dB dB dB cm deg 1 5130.72 50.38 74.00 -23.62 42.61 34.10 10.63 36.96 0.00 145 172 PEAK	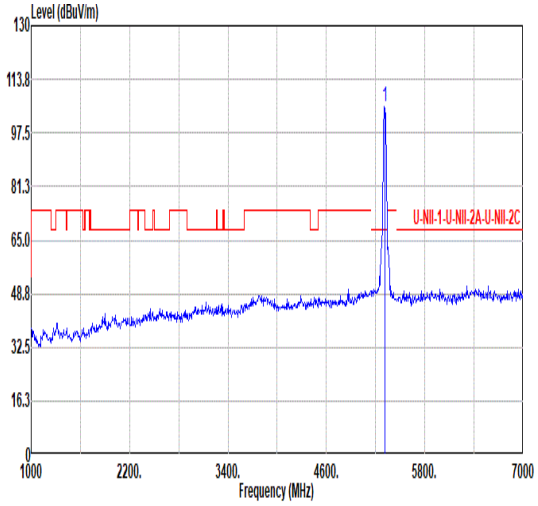 Freq Level Limit Line Over Limit Read Level Ant Factor Cable Loss Preamp Factor Aux Factor APos TPos Remark MHz dBuV/m dBuV/m dB dBuV dB/m dB dB dB cm deg 1 5310.00 105.37 ------ ------ 97.13 34.40 10.80 36.96 0.00 145 172 PEAK
Avg	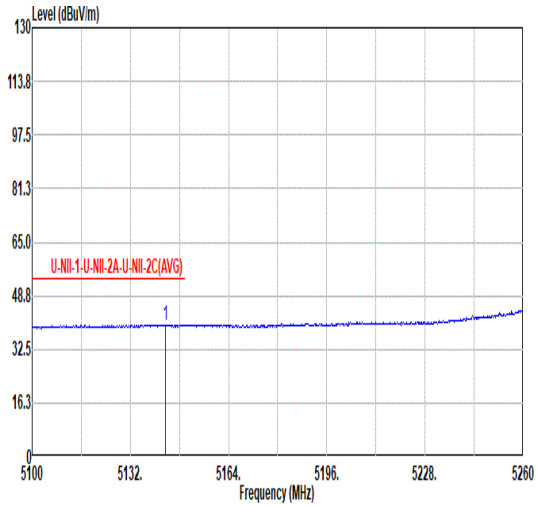 Freq Level Limit Line Over Limit Read Level Ant Factor Cable Loss Preamp Factor Aux Factor APos TPos Remark MHz dBuV/m dBuV/m dB dBuV dB/m dB dB dB cm deg 1 5143.52 39.95 54.00 -14.05 32.17 34.10 10.65 36.97 0.00 145 172 AVERAGE	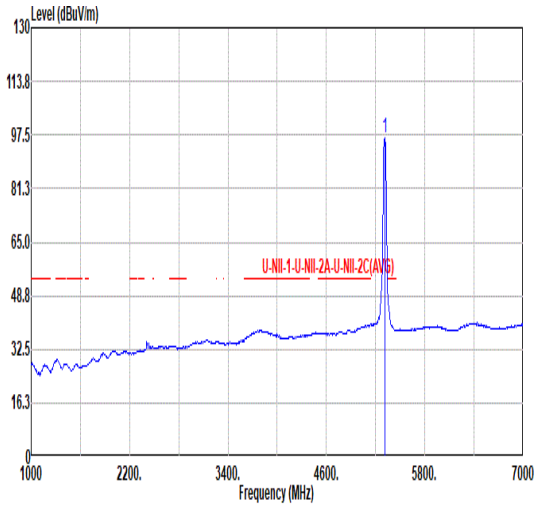 Freq Level Limit Line Over Limit Read Level Ant Factor Cable Loss Preamp Factor Aux Factor APos TPos Remark MHz dBuV/m dBuV/m dB dBuV dB/m dB dB dB cm deg 1 5310.00 96.52 ------ ------ 88.26 34.40 10.80 36.94 0.00 145 172 AVERAGE

Mode	17	
	Band Edge - R	
	U-NII-2A_5.25-5.35_802.11ac VHT40_CH62_5310MHz	
ANT	6	
Pol.	Horizontal	Fundamental
Peak	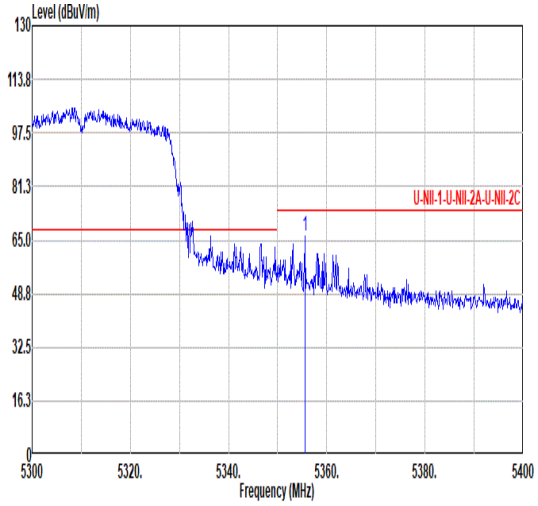 Freq Level Limit Line Over Limit Read Level Ant Factor Cable Loss Preamp Factor Aux Factor APos TPos Remark MHz dBuV/m dBuV/m dB dBuV dB/m dB dB dB cm deg 1 5355.50 66.42 74.00 -7.58 58.01 34.40 10.85 36.84 0.00 145 172 PEAK	Blank
Avg	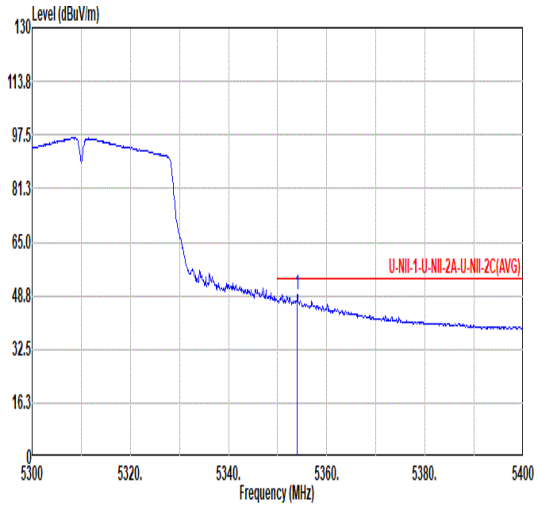 Freq Level Limit Line Over Limit Read Level Ant Factor Cable Loss Preamp Factor Aux Factor APos TPos Remark MHz dBuV/m dBuV/m dB dBuV dB/m dB dB dB cm deg 1 5354.00 49.24 54.00 -4.76 40.84 34.40 10.84 36.84 0.00 145 172 AVERAGE	Blank

Mode	17	
	Band Edge - L	
	U-NII-2A_5.25-5.35_802.11ac VHT40_CH62_5310MHz	
ANT	6	
Pol.	Vertical	Fundamental
Peak	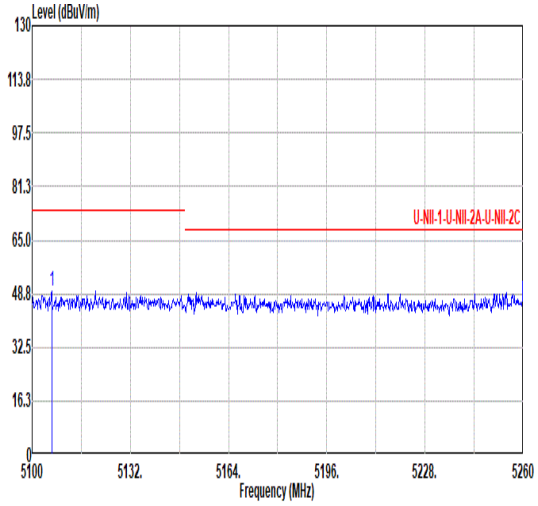 Freq Level Limit Line Over Limit Read Level Ant Factor Cable Loss Preamp Factor Aux Factor APos TPos Remark MHz dBuV/m dBuV/m dB dBuV dB/m dB dB dB cm deg 1 5106.40 49.52 74.00 -24.48 41.75 34.10 10.61 36.94 0.00 298 255 PEAK	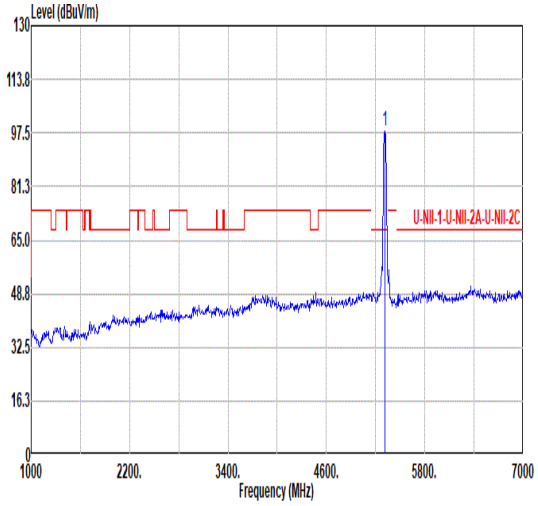 Freq Level Limit Line Over Limit Read Level Ant Factor Cable Loss Preamp Factor Aux Factor APos TPos Remark MHz dBuV/m dBuV/m dB dBuV dB/m dB dB dB cm deg 1 5310.00 98.05 ------ ------ 89.79 34.40 10.80 36.94 0.00 298 255 PEAK
Avg	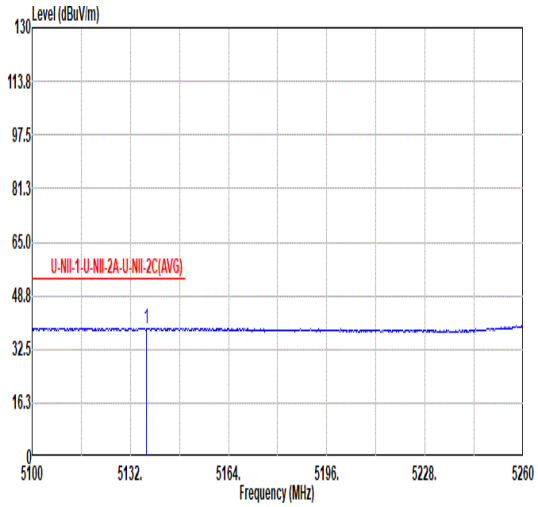 Freq Level Limit Line Over Limit Read Level Ant Factor Cable Loss Preamp Factor Aux Factor APos TPos Remark MHz dBuV/m dBuV/m dB dBuV dB/m dB dB dB cm deg 1 5137.28 38.97 54.00 -15.03 31.20 34.10 10.64 36.97 0.00 298 255 AVERAGE	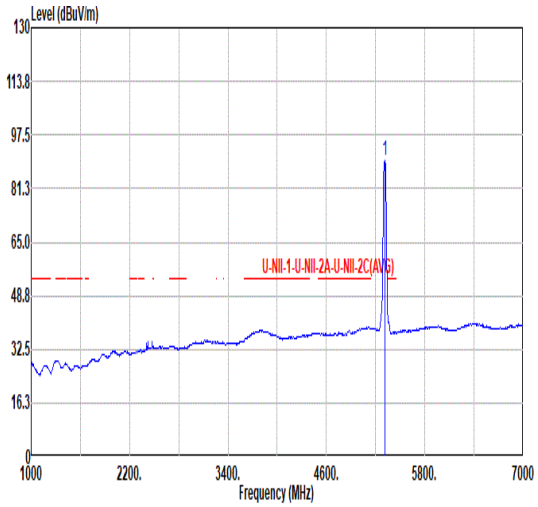 Freq Level Limit Line Over Limit Read Level Ant Factor Cable Loss Preamp Factor Aux Factor APos TPos Remark MHz dBuV/m dBuV/m dB dBuV dB/m dB dB dB cm deg 1 5310.00 89.56 ------ ------ 81.30 34.40 10.80 36.94 0.00 298 255 AVERAGE

Mode	17	
	Band Edge - R	
	U-NII-2A_5.25-5.35_802.11ac VHT40_CH62_5310MHz	
ANT	6	
Pol.	Vertical	Fundamental
Peak	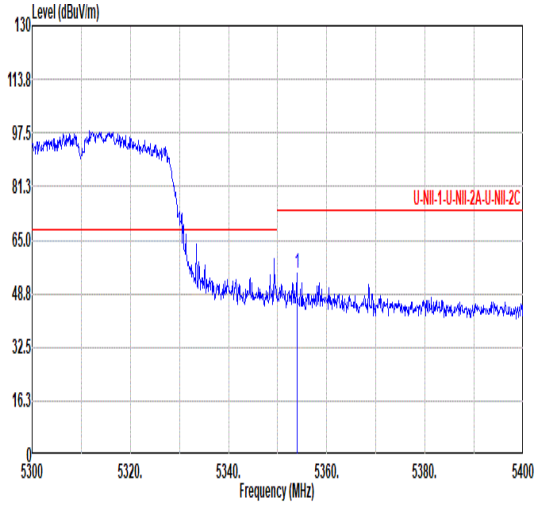 Freq Level Limit Line Over Limit Read Level Ant Factor Cable Loss Preamp Factor Aux Factor APos TPos Remark MHz dBuV/m dBuV/m dB dBuV dB/m dB dB dB cm deg 1 5353.90 55.05 74.00 -18.95 46.65 34.40 10.84 36.84 0.00 298 255 PEAK	Blank
Avg	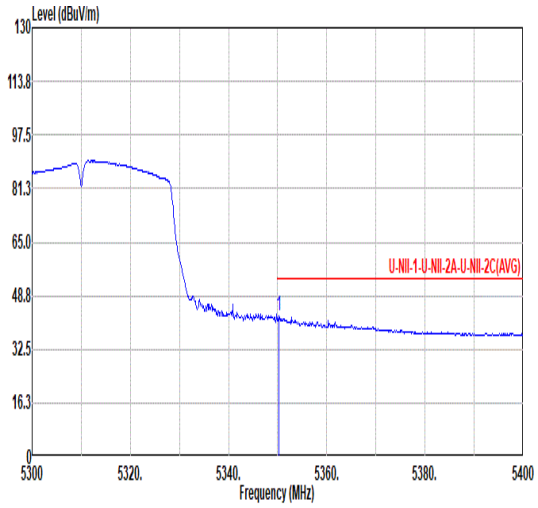 Freq Level Limit Line Over Limit Read Level Ant Factor Cable Loss Preamp Factor Aux Factor APos TPos Remark MHz dBuV/m dBuV/m dB dBuV dB/m dB dB dB cm deg 1 5350.30 42.51 54.00 -11.49 34.12 34.40 10.84 36.85 0.00 298 255 AVERAGE	Blank

Mode	17	
	Harmonic	
	U-NII-2A_5.25-5.35_802.11ac VHT40_CH62_5310MHz	
ANT	6	
Pol.	Horizontal	Vertical
Peak Avg	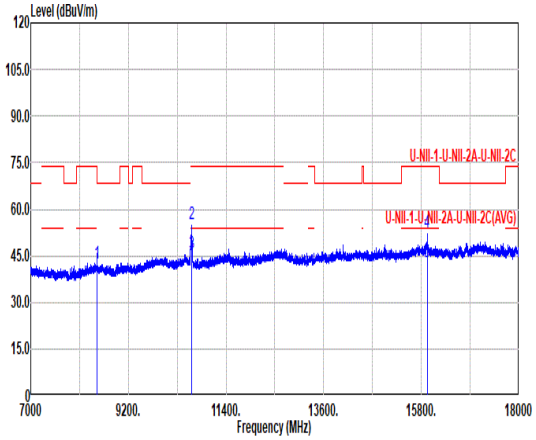 Freq Level Limit Line Over Limit Read Level Ant Factor Cable Loss Preamp Factor Aux Factor APos TPos Remark MHz dBuV/m dBuV/m dB dBuV dB/m dB dB dB cm deg 1 8496.00 42.77 74.00 -31.23 61.12 35.89 12.82 67.06 0.00 --- --- PEAK 2 10620.00 55.14 74.00 -18.86 69.89 37.90 14.39 67.04 0.00 100 94 PEAK 3 10620.00 45.54 54.00 -8.46 60.29 37.90 14.39 67.04 0.00 100 94 AVERAGE 4 15930.00 52.31 74.00 -21.69 58.60 40.83 17.82 64.94 0.00 123 311 PEAK 5 15930.00 42.86 54.00 -11.14 49.15 40.83 17.82 64.94 0.00 123 311 AVERAGE	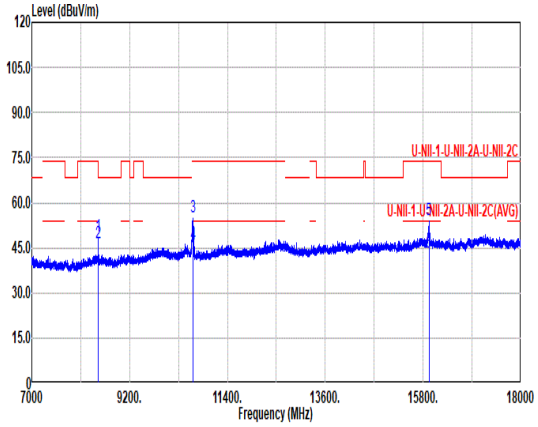 Freq Level Limit Line Over Limit Read Level Ant Factor Cable Loss Preamp Factor Aux Factor APos TPos Remark MHz dBuV/m dBuV/m dB dBuV dB/m dB dB dB cm deg 1 8496.00 48.79 74.00 -25.21 67.14 35.89 12.82 67.06 0.00 100 238 PEAK 2 8496.00 46.70 54.00 -7.30 65.05 35.89 12.82 67.06 0.00 100 238 AVERAGE 3 10620.00 55.23 74.00 -18.77 69.98 37.90 14.39 67.04 0.00 100 346 PEAK 4 10620.00 45.97 54.00 -8.03 60.72 37.90 14.39 67.04 0.00 100 346 AVERAGE 5 15930.00 54.16 74.00 -19.84 60.45 40.83 17.82 64.94 0.00 100 79 PEAK 6 15930.00 43.52 54.00 -10.48 49.82 40.83 17.82 64.95 0.00 100 79 AVERAGE

Mode	18	
	Band Edge - L	
	U-NII-2A_5.25-5.35_802.11ac VHT80_CH58_5290MHz	
ANT	6	
Pol.	Horizontal	Fundamental
Peak	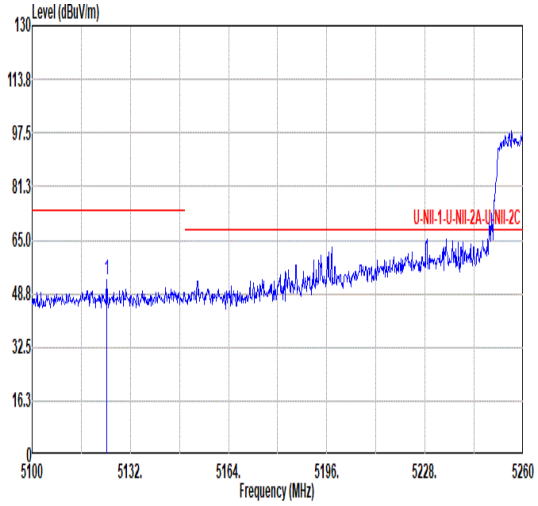 Freq Level Limit Line Over Limit Read Level Ant Factor Cable Loss Preamp Factor Aux Factor APos TPos Remark MHz dBuV/m dBuV/m dB dBuV dB/m dB dB dB cm deg 1 5124.32 52.81 74.00 -21.19 45.04 34.10 10.63 36.96 0.00 149 171 PEAK	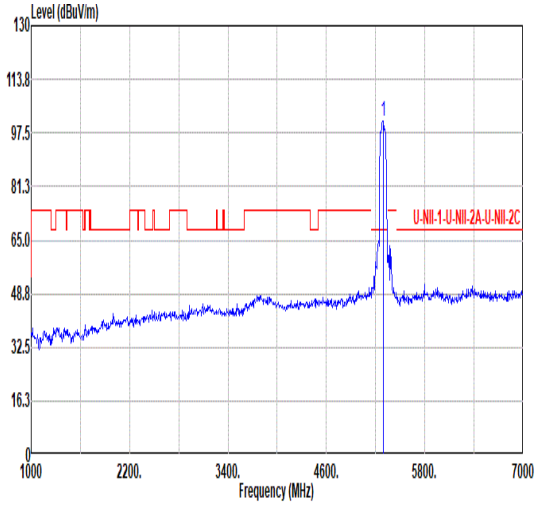 Freq Level Limit Line Over Limit Read Level Ant Factor Cable Loss Preamp Factor Aux Factor APos TPos Remark MHz dBuV/m dBuV/m dB dBuV dB/m dB dB dB cm deg 1 5290.00 101.07 ------ ------ 92.93 34.34 10.78 36.98 0.00 149 171 PEAK
Avg	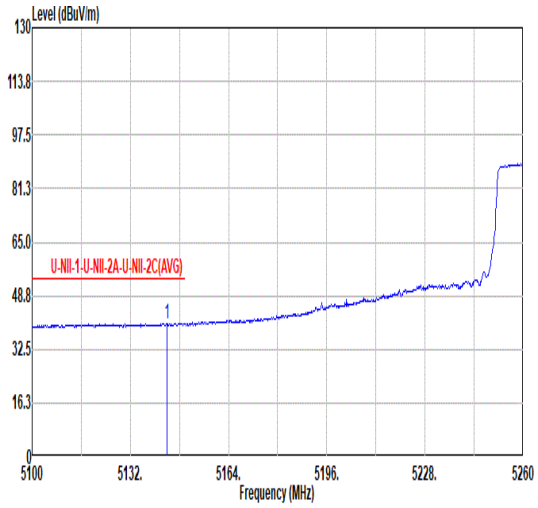 Freq Level Limit Line Over Limit Read Level Ant Factor Cable Loss Preamp Factor Aux Factor APos TPos Remark MHz dBuV/m dBuV/m dB dBuV dB/m dB dB dB cm deg 1 5144.00 40.39 54.00 -13.61 32.61 34.10 10.65 36.97 0.00 149 171 AVERAGE	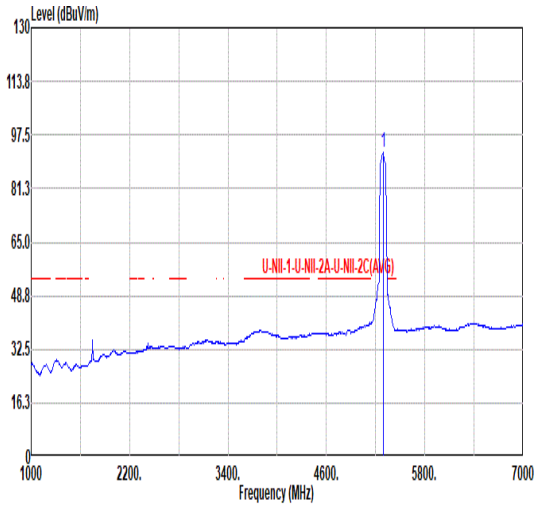 Freq Level Limit Line Over Limit Read Level Ant Factor Cable Loss Preamp Factor Aux Factor APos TPos Remark MHz dBuV/m dBuV/m dB dBuV dB/m dB dB dB cm deg 1 5290.00 92.35 ------ ------ 84.19 34.36 10.78 36.98 0.00 149 171 AVERAGE

Mode	18	
	Band Edge - R	
	U-NII-2A_5.25-5.35_802.11ac VHT80_CH58_5290MHz	
ANT	6	
Pol.	Horizontal	Fundamental
Peak	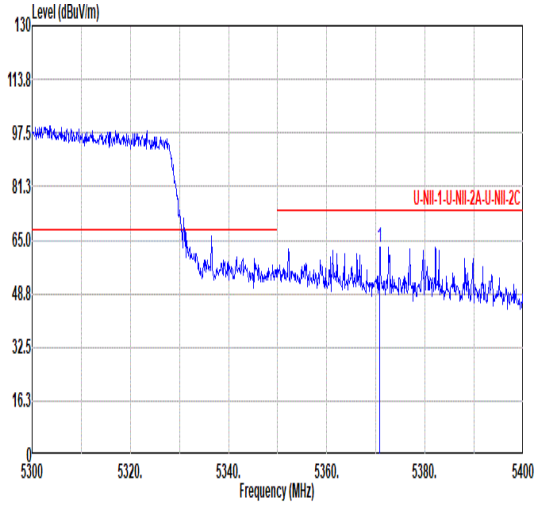 Freq Level Limit Line Over Limit Read Level Ant Factor Cable Loss Preamp Factor Aux Factor APos TPos Remark MHz dBuV/m dBuV/m dB dBuV dB/m dB dB dB cm deg 1 5370.80 62.87 74.00 -11.13 54.41 34.40 10.86 36.80 0.00 149 171 PEAK	Blank
Avg	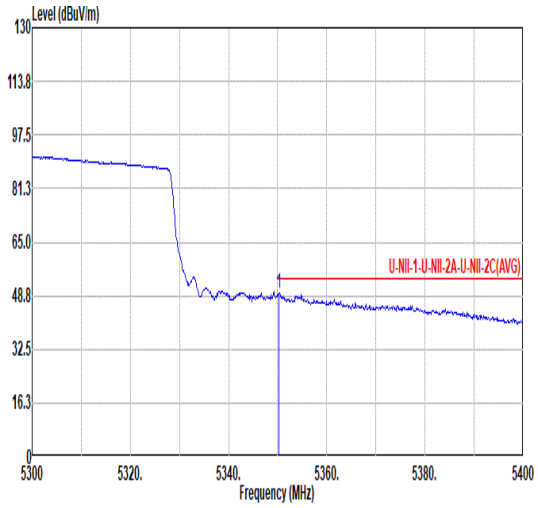 Freq Level Limit Line Over Limit Read Level Ant Factor Cable Loss Preamp Factor Aux Factor APos TPos Remark MHz dBuV/m dBuV/m dB dBuV dB/m dB dB dB cm deg 1 5350.20 49.67 54.00 -4.33 41.28 34.40 10.84 36.85 0.00 149 171 AVERAGE	Blank

Mode	18	
	Band Edge - L	
	U-NII-2A_5.25-5.35_802.11ac VHT80_CH58_5290MHz	
ANT	6	
Pol.	Vertical	Fundamental
Peak	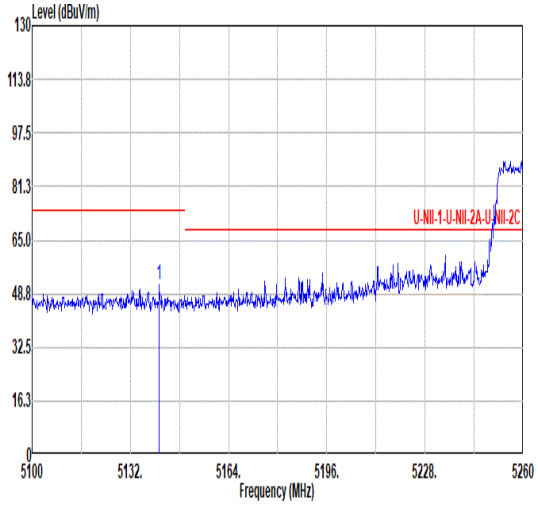 Freq Level Limit Line Over Limit Read Level Ant Factor Cable Loss Preamp Factor Aux Factor APos TPos Remark MHz dBuV/m dBuV/m dB dBuV dB/m dB dB dB cm deg 1 5141.44 51.29 74.00 -22.71 43.51 34.10 10.65 36.97 0.00 368 267 PEAK	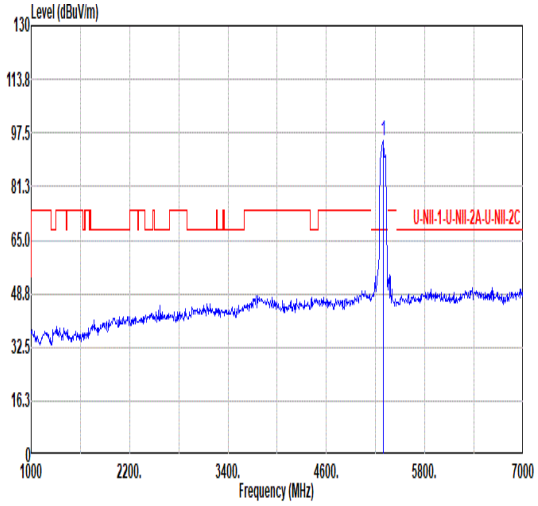 Freq Level Limit Line Over Limit Read Level Ant Factor Cable Loss Preamp Factor Aux Factor APos TPos Remark MHz dBuV/m dBuV/m dB dBuV dB/m dB dB dB cm deg 1 5290.00 95.09 ------ ------ 86.93 34.36 10.78 36.98 0.00 368 267 PEAK
Avg	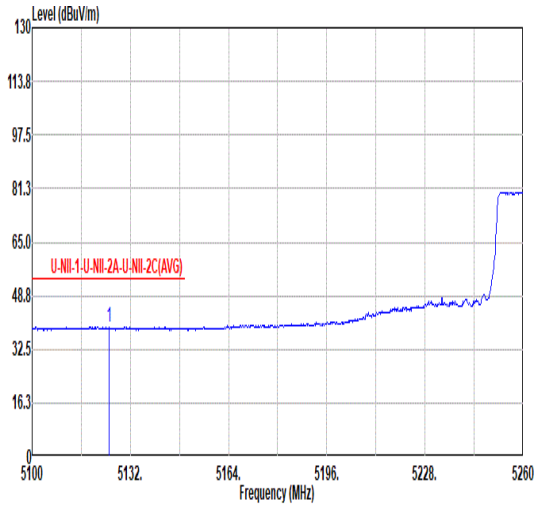 Freq Level Limit Line Over Limit Read Level Ant Factor Cable Loss Preamp Factor Aux Factor APos TPos Remark MHz dBuV/m dBuV/m dB dBuV dB/m dB dB dB cm deg 1 5124.96 39.44 54.00 -14.56 31.67 34.10 10.63 36.96 0.00 368 267 AVERAGE	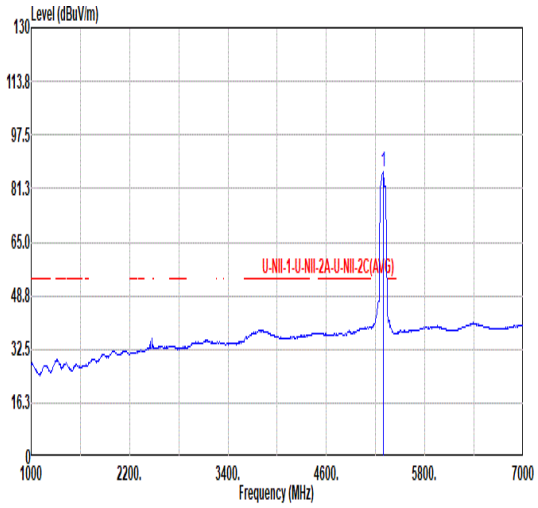 Freq Level Limit Line Over Limit Read Level Ant Factor Cable Loss Preamp Factor Aux Factor APos TPos Remark MHz dBuV/m dBuV/m dB dBuV dB/m dB dB dB cm deg 1 5290.00 86.34 ------ ------ 78.18 34.36 10.78 36.98 0.00 368 267 AVERAGE

Mode	18	
	Band Edge - R	
	U-NII-2A_5.25-5.35_802.11ac VHT80_CH58_5290MHz	
ANT	6	
Pol.	Vertical	Fundamental
Peak	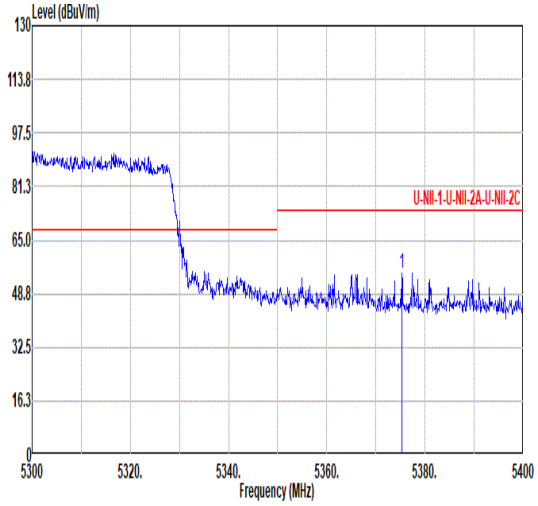 Limit Over Read Ant Cable Preamp Aux APos TPos Freq Level Line Limit Level Factor Loss Factor Factor Remark MHz dBuV/m dBuV/m dB dBuV dB/m dB dB dB cm deg 1 5375.30 54.88 74.00 -19.12 46.39 34.40 10.87 36.78 0.00 368 267 PEAK	Blank
Avg	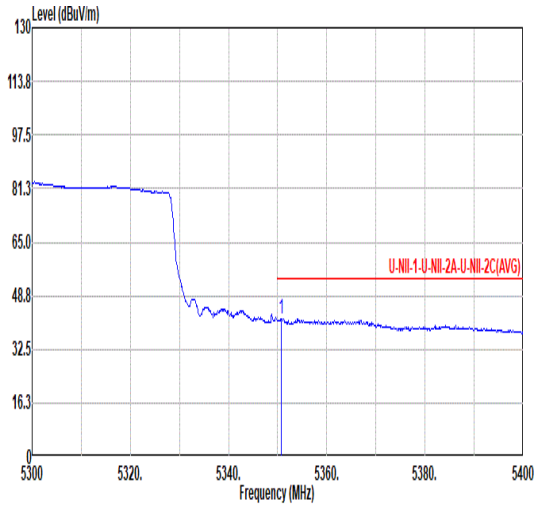 Limit Over Read Ant Cable Preamp Aux APos TPos Freq Level Line Limit Level Factor Loss Factor Factor Remark MHz dBuV/m dBuV/m dB dBuV dB/m dB dB dB cm deg 1 5350.80 41.90 54.00 -12.10 33.51 34.40 10.84 36.85 0.00 368 267 AVERAGE	Blank

Mode	18	
	Harmonic	
	U-NII-2A_5.25-5.35_802.11ac VHT80_CH58_5290MHz	
ANT	6	
Pol.	Horizontal	Vertical
Peak Avg	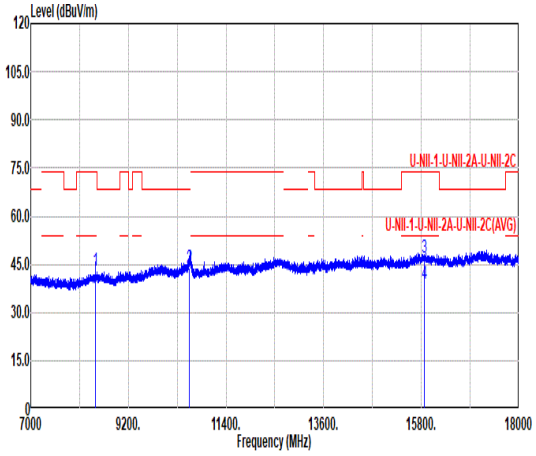 Freq Level Limit Line Over Limit Read Level Ant Factor Cable Loss Preamp Factor Aux Factor APos TPos Remark MHz dBuV/m dBuV/m dB dBuV dB/m dB dB dB cm deg 1 8464.00 43.00 74.00 -31.00 61.46 35.83 12.78 67.07 0.00 --- --- PEAK 2 10580.00 44.05 68.20 -24.15 58.89 37.86 14.36 67.06 0.00 --- --- PEAK 3 15870.00 47.32 74.00 -26.68 53.75 40.74 17.79 64.96 0.00 270 169 PEAK 4 15870.00 39.17 54.00 -14.83 45.71 40.66 17.78 64.98 0.00 270 169 AVERAGE	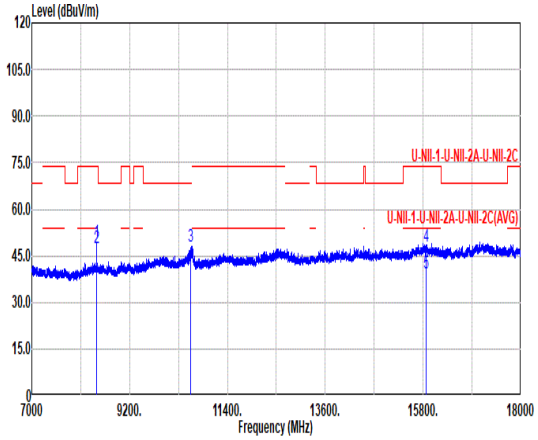 Freq Level Limit Line Over Limit Read Level Ant Factor Cable Loss Preamp Factor Aux Factor APos TPos Remark MHz dBuV/m dBuV/m dB dBuV dB/m dB dB dB cm deg 1 8464.00 49.44 74.00 -24.56 67.90 35.83 12.78 67.07 0.00 100 248 PEAK 2 8464.00 47.48 54.00 -6.52 65.94 35.83 12.78 67.07 0.00 100 248 AVERAGE 3 10580.00 48.06 68.20 -20.14 62.90 37.86 14.36 67.06 0.00 --- --- PEAK 4 15870.00 48.02 74.00 -25.98 54.45 40.74 17.79 64.96 0.00 100 248 PEAK 5 15870.00 39.58 54.00 -14.42 46.03 40.73 17.79 64.97 0.00 100 248 AVERAGE

Mode	19	
	Band Edge	
	U-NII-2C_5.47-5.725_802.11a_CH100_5500MHz	
ANT	6	
Pol.	Horizontal	Fundamental
Peak	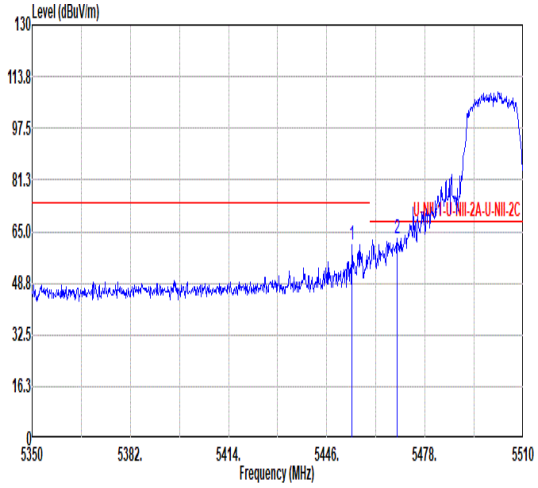 Freq Level Limit Line Over Limit Read Level Ant Factor Cable Loss Preamp Factor Aux Factor APos TPos Remark MHz dBuV/m dBuV/m dB dBuV dB/m dB dB dB cm deg 1 5454.16 60.77 74.00 -13.23 52.14 34.41 10.96 36.74 0.00 112 172 PEAK 2 5468.88 63.01 68.20 -5.19 54.34 34.44 10.98 36.75 0.00 112 172 PEAK	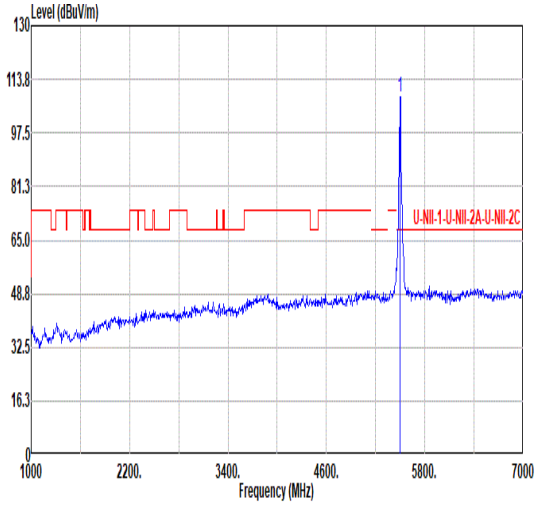 Freq Level Limit Line Over Limit Read Level Ant Factor Cable Loss Preamp Factor Aux Factor APos TPos Remark MHz dBuV/m dBuV/m dB dBuV dB/m dB dB dB cm deg 1 5500.00 108.42 ------ ------ 99.66 34.50 11.02 36.76 0.00 112 172 PEAK
Avg	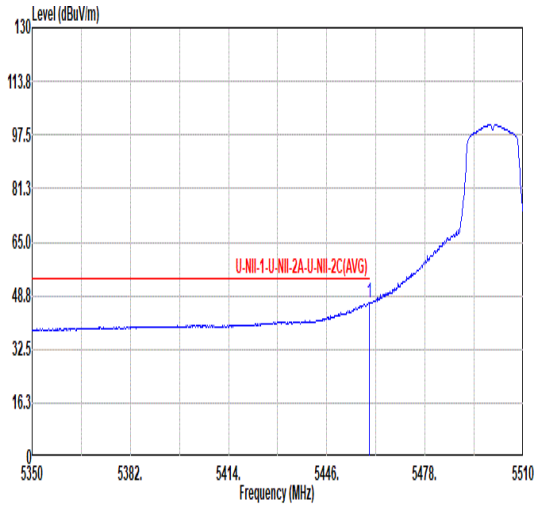 Freq Level Limit Line Over Limit Read Level Ant Factor Cable Loss Preamp Factor Aux Factor APos TPos Remark MHz dBuV/m dBuV/m dB dBuV dB/m dB dB dB cm deg 1 5459.76 46.63 54.00 -7.37 37.98 34.42 10.97 36.74 0.00 112 172 AVERAGE	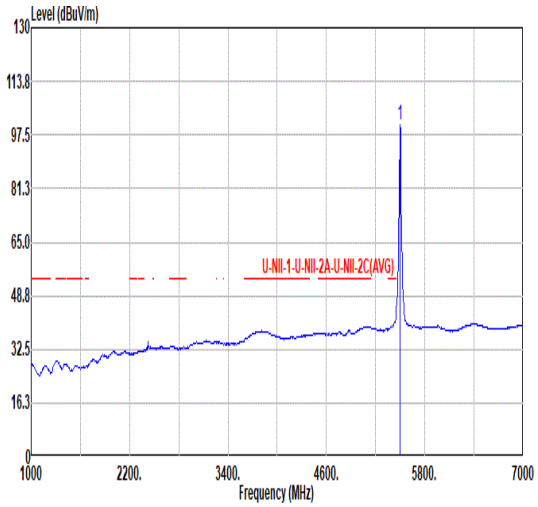 Freq Level Limit Line Over Limit Read Level Ant Factor Cable Loss Preamp Factor Aux Factor APos TPos Remark MHz dBuV/m dBuV/m dB dBuV dB/m dB dB dB cm deg 1 5500.00 100.40 ------ ------ 91.64 34.50 11.02 36.76 0.00 112 172 AVERAGE

Mode	19	
	Band Edge	
	U-NII-2C_5.47-5.725_802.11a_CH100_5500MHz	
ANT	6	
Pol.	Vertical	Fundamental
Peak	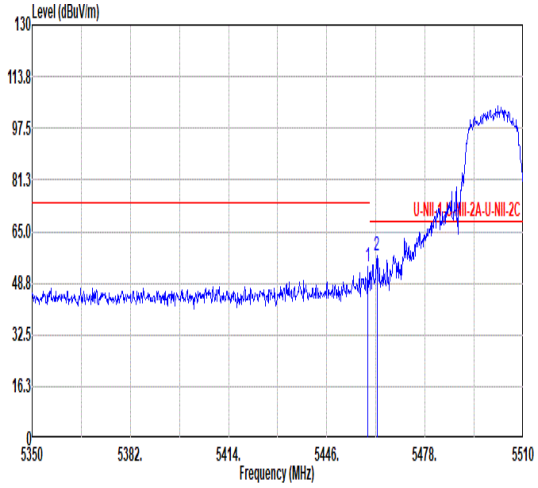 Freq Level Limit Line Over Limit Read Level Ant Factor Cable Loss Preamp Factor Aux Factor APos TPos Remark MHz dBuV/m dBuV/m dB dBuV dB/m dB dB dB cm deg 1 5459.28 54.12 74.00 -19.88 45.47 34.42 10.97 36.74 0.00 392 90 PEAK 2 5462.32 57.54 68.20 -10.66 48.89 34.42 10.97 36.74 0.00 392 90 PEAK	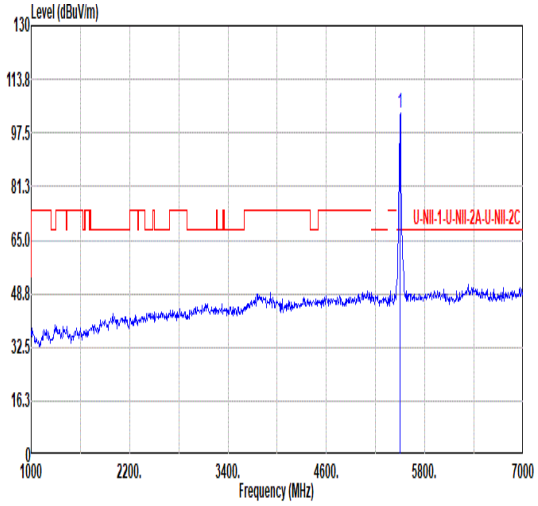 Freq Level Limit Line Over Limit Read Level Ant Factor Cable Loss Preamp Factor Aux Factor APos TPos Remark MHz dBuV/m dBuV/m dB dBuV dB/m dB dB dB cm deg 1 5500.00 103.66 ------ ------ 94.92 34.49 11.03 36.78 0.00 392 90 PEAK
Avg	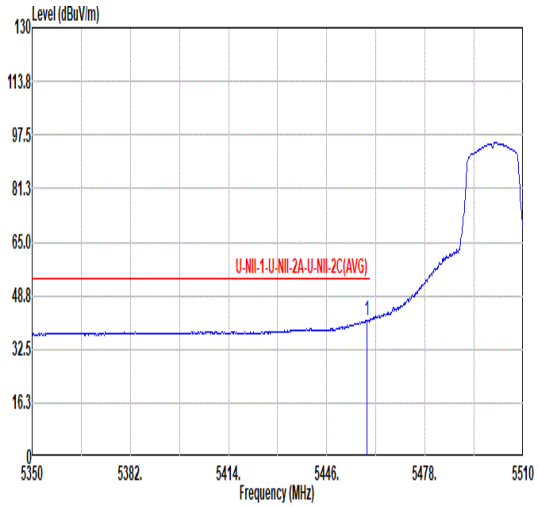 Freq Level Limit Line Over Limit Read Level Ant Factor Cable Loss Preamp Factor Aux Factor APos TPos Remark MHz dBuV/m dBuV/m dB dBuV dB/m dB dB dB cm deg 1 5459.12 41.45 54.00 -12.55 32.80 34.42 10.97 36.74 0.00 392 90 AVERAGE	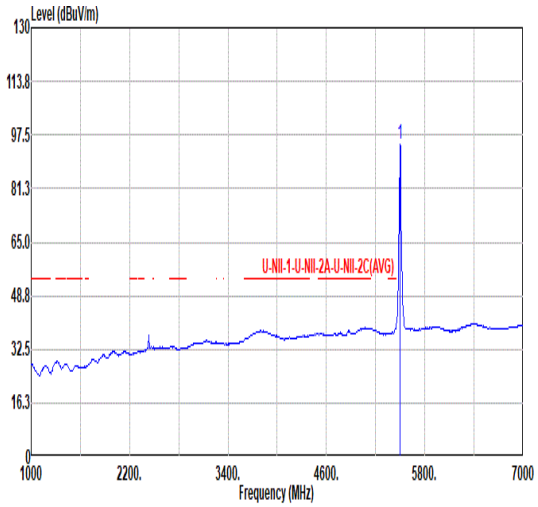 Freq Level Limit Line Over Limit Read Level Ant Factor Cable Loss Preamp Factor Aux Factor APos TPos Remark MHz dBuV/m dBuV/m dB dBuV dB/m dB dB dB cm deg 1 5500.00 94.92 ------ ------ 86.16 34.50 11.02 36.76 0.00 392 90 AVERAGE

Mode	19	
	Harmonic	
	U-NII-2C_5.47-5.725_802.11a_CH100_5500MHz	
ANT	6	
Pol.	Horizontal	Vertical
Peak Avg	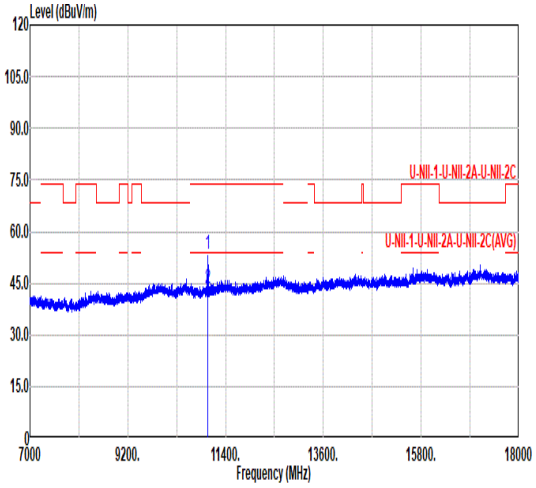 Freq Level Limit Line Over Limit Read Level Ant Factor Cable Loss Preamp Factor Aux Factor APos TPos Remark MHz dBuV/m dBuV/m dB dBuV dB/m dB dB dB cm deg 1 11000.00 53.60 74.00 -20.40 68.00 37.90 14.60 66.90 0.00 100 314 PEAK 2 11000.00 43.25 54.00 -10.75 57.65 37.90 14.60 66.90 0.00 100 314 AVERAGE	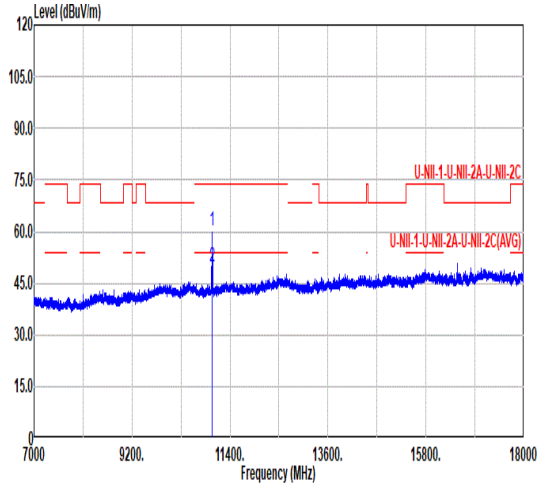 Freq Level Limit Line Over Limit Read Level Ant Factor Cable Loss Preamp Factor Aux Factor APos TPos Remark MHz dBuV/m dBuV/m dB dBuV dB/m dB dB dB cm deg 1 11000.00 60.21 74.00 -13.79 74.61 37.90 14.60 66.90 0.00 106 353 PEAK 2 11000.00 49.87 54.00 -4.13 64.27 37.90 14.60 66.90 0.00 106 353 AVERAGE

Mode	20	
	Harmonic	
	U-NII-2C_5.47-5.725_802.11a_CH116_5580MHz	
ANT	6	
Pol.	Horizontal	Vertical
Peak Avg	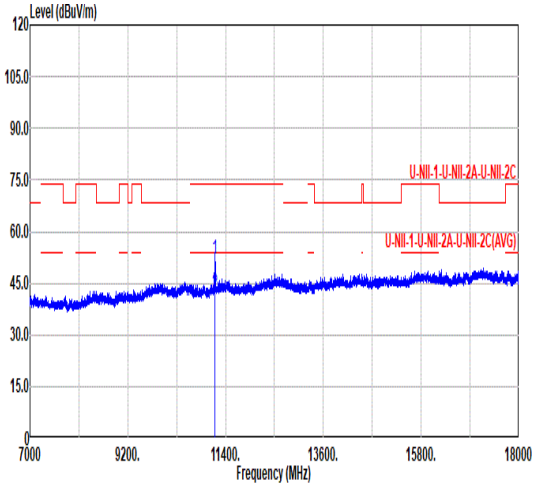 Freq Level Limit Line Over Limit Read Level Ant Factor Cable Loss Preamp Factor Aux Factor APos TPos Remark MHz dBuV/m dBuV/m dB dBuV dB/m dB dB dB cm deg 1 11160.00 52.10 74.00 -21.90 66.22 37.96 14.74 66.82 0.00 100 253 PEAK 2 11160.00 42.01 54.00 -11.99 56.13 37.96 14.74 66.82 0.00 100 253 AVERAGE	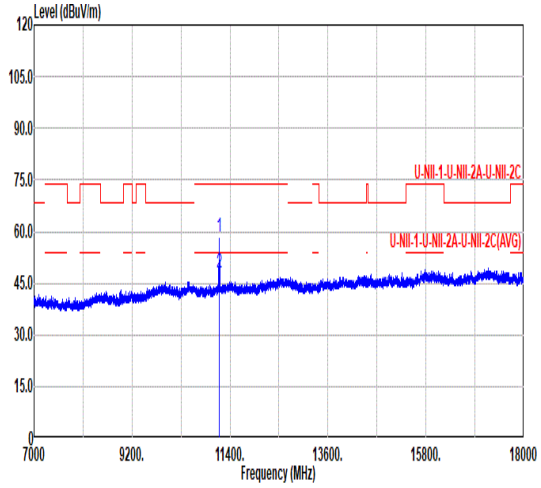 Freq Level Limit Line Over Limit Read Level Ant Factor Cable Loss Preamp Factor Aux Factor APos TPos Remark MHz dBuV/m dBuV/m dB dBuV dB/m dB dB dB cm deg 1 11160.00 58.63 74.00 -15.37 72.75 37.96 14.74 66.82 0.00 100 349 PEAK 2 11160.00 48.15 54.00 -5.85 62.27 37.96 14.74 66.82 0.00 100 349 AVERAGE

Mode	21	
	Band Edge	
	U-NII-2C_5.47-5.725_802.11a_CH140_5700MHz	
ANT	6	
Pol.	Horizontal	Fundamental
Peak	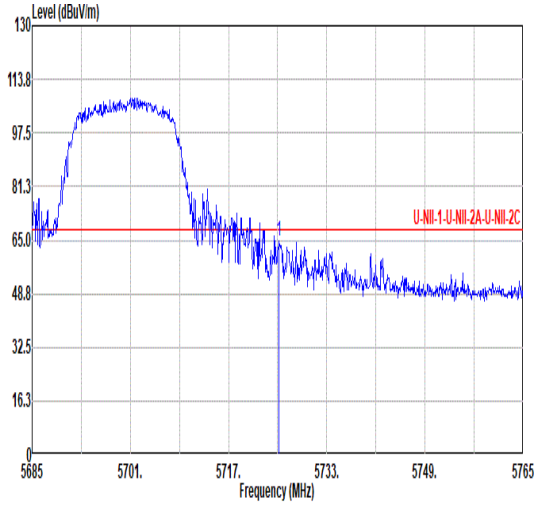 Freq Level Limit Line Over Limit Read Level Ant Factor Cable Loss Preamp Factor Aux Factor APos TPos Remark MHz dBuV/m dBuV/m dB dBuV dB/m dB dB dB cm deg 1 5725.24 64.55 68.20 -3.65 55.52 34.50 11.33 36.80 0.00 114 169 PEAK	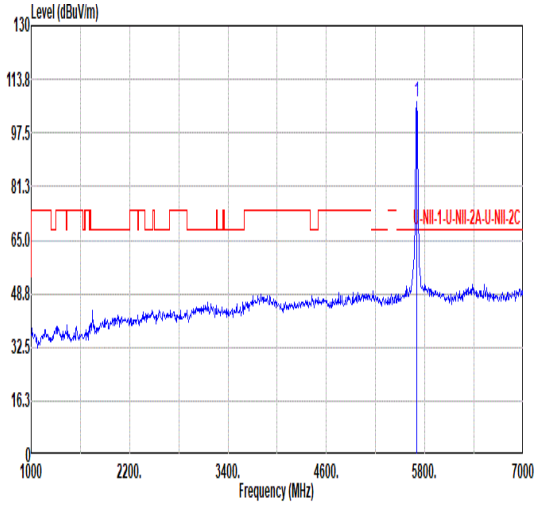 Freq Level Limit Line Over Limit Read Level Ant Factor Cable Loss Preamp Factor Aux Factor APos TPos Remark MHz dBuV/m dBuV/m dB dBuV dB/m dB dB dB cm deg 1 5700.00 107.03 ------ ------ 98.06 34.50 11.30 36.83 0.00 114 169 PEAK
Avg	Blank	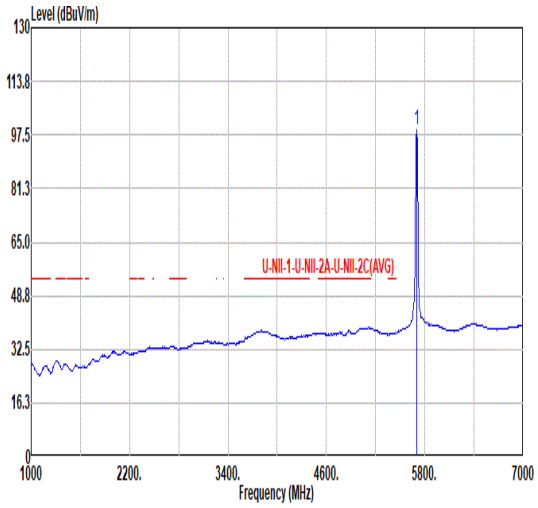 Freq Level Limit Line Over Limit Read Level Ant Factor Cable Loss Preamp Factor Aux Factor APos TPos Remark MHz dBuV/m dBuV/m dB dBuV dB/m dB dB dB cm deg 1 5700.00 98.86 ------ ------ 89.90 34.50 11.29 36.83 0.00 114 169 AVERAGE

Mode	21	
	Band Edge	
	U-NII-2C_5.47-5.725_802.11a_CH140_5700MHz	
ANT	6	
Pol.	Vertical	Fundamental
Peak	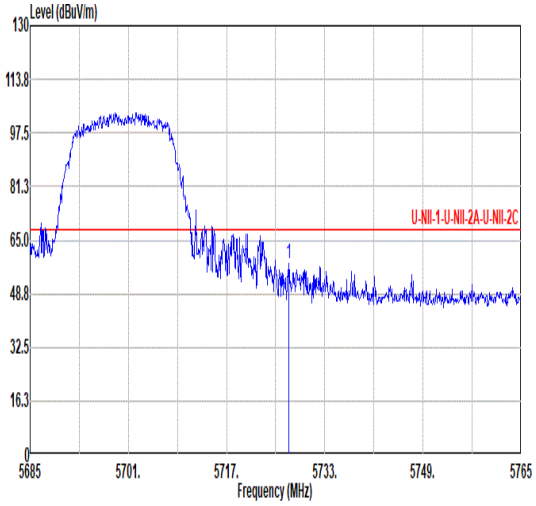 Freq Level Limit Line Over Limit Read Level Ant Factor Cable Loss Preamp Factor Aux Factor APos TPos Remark MHz dBuV/m dBuV/m dB dBuV dB/m dB dB dB cm deg 1 5727.08 58.12 68.20 -10.08 49.09 34.50 11.33 36.80 0.00 234 91 PEAK	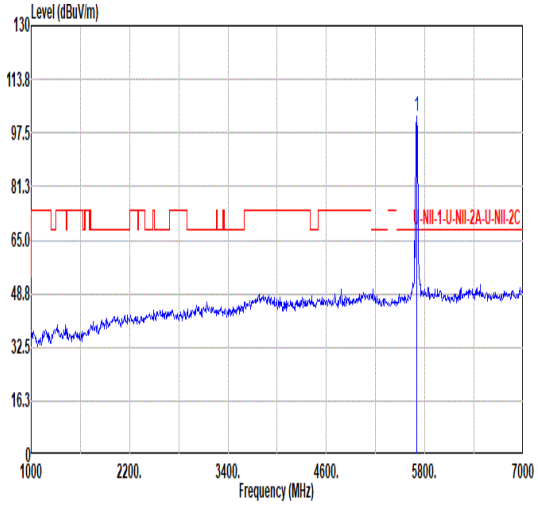 Freq Level Limit Line Over Limit Read Level Ant Factor Cable Loss Preamp Factor Aux Factor APos TPos Remark MHz dBuV/m dBuV/m dB dBuV dB/m dB dB dB cm deg 1 5700.00 102.46 ------ ------ 93.49 34.50 11.30 36.83 0.00 234 91 PEAK
Avg	Blank	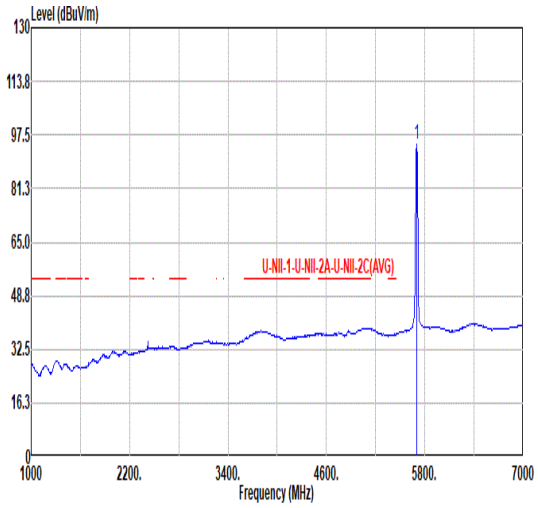 Freq Level Limit Line Over Limit Read Level Ant Factor Cable Loss Preamp Factor Aux Factor APos TPos Remark MHz dBuV/m dBuV/m dB dBuV dB/m dB dB dB cm deg 1 5700.00 94.44 ------ ------ 85.48 34.50 11.29 36.83 0.00 234 91 AVERAGE

Mode	21	
	Harmonic	
	U-NII-2C_5.47-5.725_802.11a_CH140_5700MHz	
ANT	6	
Pol.	Horizontal	Vertical
Peak Avg	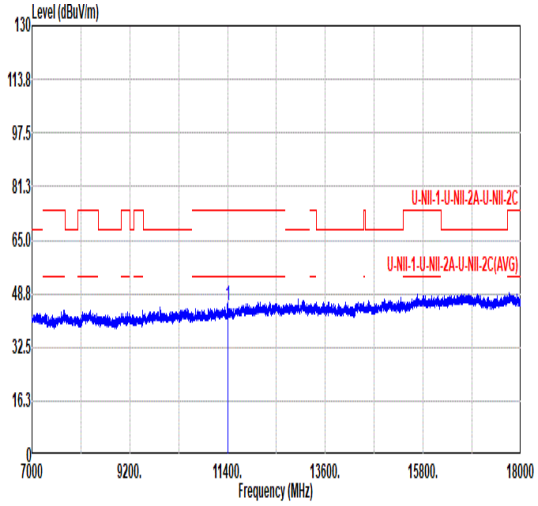 Freq Level Limit Line Over Limit Read Level Ant Factor Cable Loss Preamp Factor Aux Factor APos TPos Remark MHz dBuV/m dBuV/m dB dBuV dB/m dB dB dB cm deg 1 11400.00 45.22 74.00 -28.78 57.63 38.00 16.05 66.46 0.00 --- --- PEAK	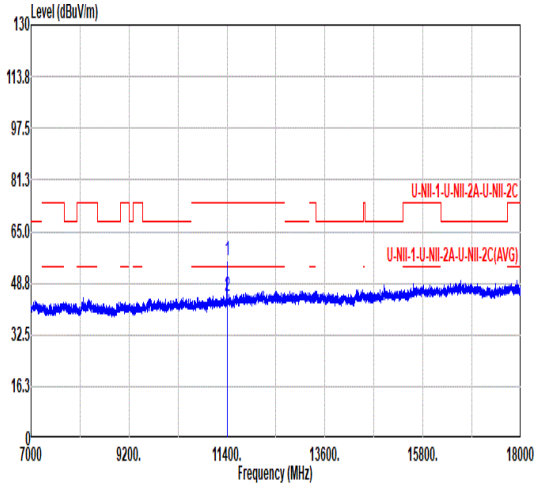 Freq Level Limit Line Over Limit Read Level Ant Factor Cable Loss Preamp Factor Aux Factor APos TPos Remark MHz dBuV/m dBuV/m dB dBuV dB/m dB dB dB cm deg 1 11400.00 56.13 74.00 -17.87 68.54 38.00 16.05 66.46 0.00 302 218 PEAK 2 11400.00 44.67 54.00 -9.33 57.08 38.00 16.05 66.46 0.00 302 218 AVERAGE

Mode	22	
	Band Edge	
	U-NII-2C_5.47-5.725_802.11ac VHT20_CH100_5500MHz	
ANT	6	
Pol.	Horizontal	Fundamental
Peak	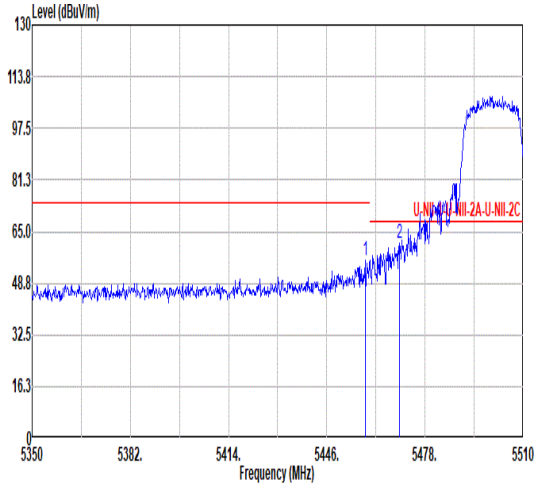 Freq Level Limit Line Over Limit Read Level Ant Factor Cable Loss Preamp Factor Aux Factor APos TPos Remark MHz dBuV/m dBuV/m dB dBuV dB/m dB dB dB cm deg 1 5458.48 55.71 74.00 -18.29 47.06 34.42 10.97 36.74 0.00 125 172 PEAK 2 5469.68 61.15 68.20 -7.05 52.48 34.44 10.98 36.75 0.00 125 172 PEAK	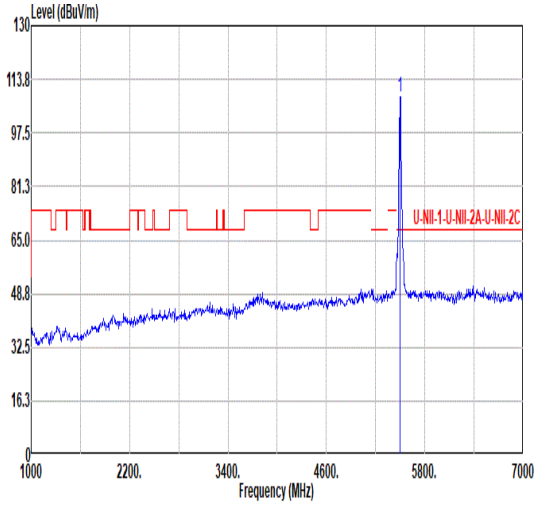 Freq Level Limit Line Over Limit Read Level Ant Factor Cable Loss Preamp Factor Aux Factor APos TPos Remark MHz dBuV/m dBuV/m dB dBuV dB/m dB dB dB cm deg 1 5500.00 108.29 ------ ------ 99.53 34.50 11.02 36.76 0.00 125 172 PEAK
Avg	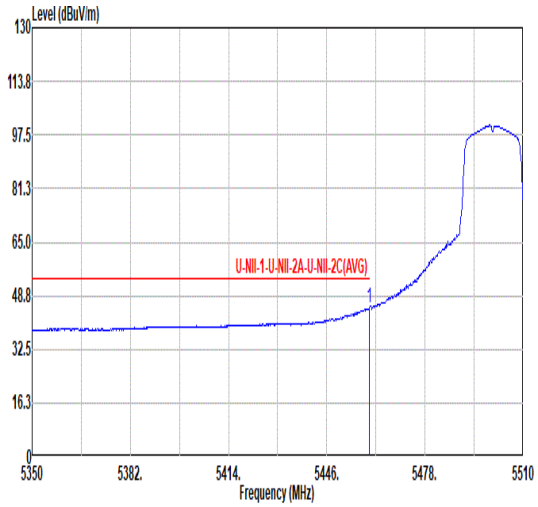 Freq Level Limit Line Over Limit Read Level Ant Factor Cable Loss Preamp Factor Aux Factor APos TPos Remark MHz dBuV/m dBuV/m dB dBuV dB/m dB dB dB cm deg 1 5459.92 45.32 54.00 -8.68 36.67 34.42 10.97 36.74 0.00 125 172 AVERAGE	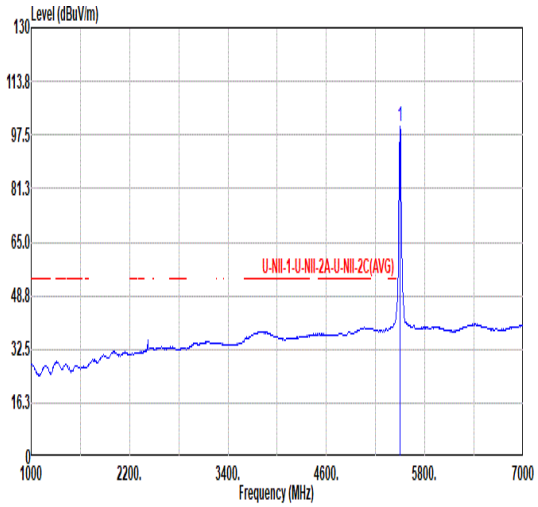 Freq Level Limit Line Over Limit Read Level Ant Factor Cable Loss Preamp Factor Aux Factor APos TPos Remark MHz dBuV/m dBuV/m dB dBuV dB/m dB dB dB cm deg 1 5500.00 100.24 ------ ------ 91.48 34.50 11.02 36.76 0.00 125 172 AVERAGE

Mode	22	
	Band Edge	
	U-NII-2C_5.47-5.725_802.11ac VHT20_CH100_5500MHz	
ANT	6	
Pol.	Vertical	Fundamental
Peak	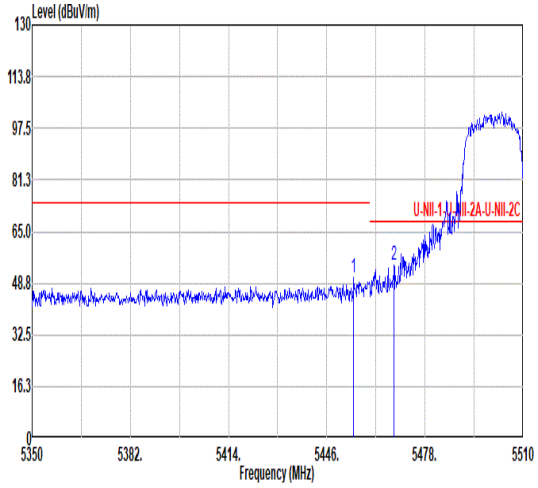 Freq Level Limit Line Over Limit Read Level Ant Factor Cable Loss Preamp Factor Aux Factor APos TPos Remark MHz dBuV/m dBuV/m dB dBuV dB/m dB dB dB cm deg 1 5454.80 50.57 74.00 -23.43 41.94 34.41 10.96 36.74 0.00 308 264 PEAK 2 5467.92 54.50 68.20 -13.70 45.83 34.44 10.98 36.75 0.00 308 264 PEAK	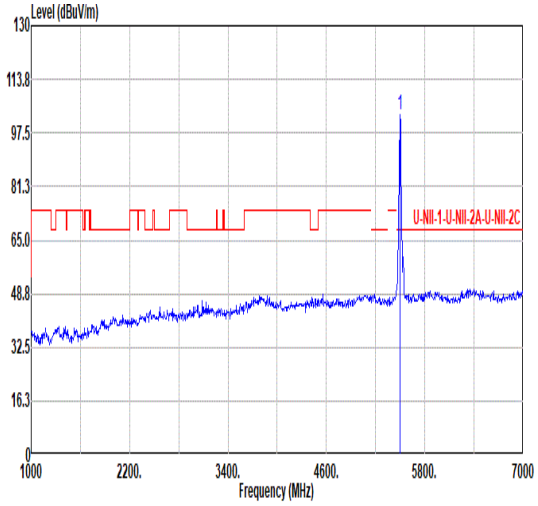 Freq Level Limit Line Over Limit Read Level Ant Factor Cable Loss Preamp Factor Aux Factor APos TPos Remark MHz dBuV/m dBuV/m dB dBuV dB/m dB dB dB cm deg 1 5500.00 103.25 ------ ------ 94.49 34.50 11.02 36.76 0.00 308 264 PEAK
Avg	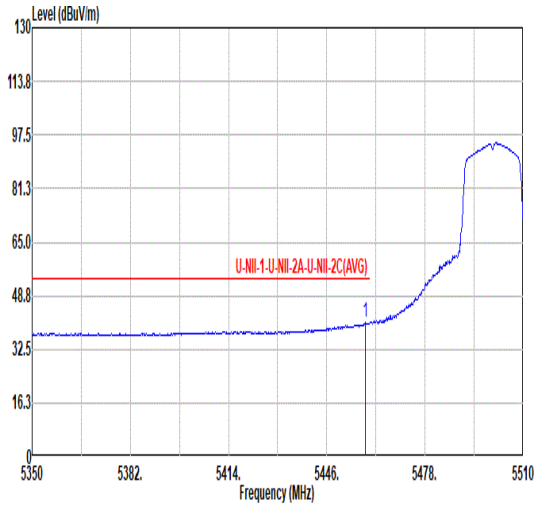 Freq Level Limit Line Over Limit Read Level Ant Factor Cable Loss Preamp Factor Aux Factor APos TPos Remark MHz dBuV/m dBuV/m dB dBuV dB/m dB dB dB cm deg 1 5458.64 40.50 54.00 -13.50 31.85 34.42 10.97 36.74 0.00 308 264 AVERAGE	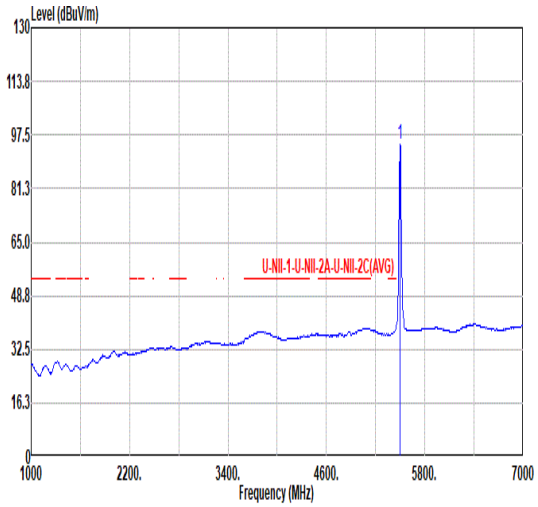 Freq Level Limit Line Over Limit Read Level Ant Factor Cable Loss Preamp Factor Aux Factor APos TPos Remark MHz dBuV/m dBuV/m dB dBuV dB/m dB dB dB cm deg 1 5500.00 94.76 ------ ------ 86.00 34.50 11.02 36.76 0.00 308 264 AVERAGE

Mode	22	
	Harmonic	
	U-NII-2C_5.47-5.725_802.11ac VHT20_CH100_5500MHz	
ANT	6	
Pol.	Horizontal	Vertical
Peak Avg	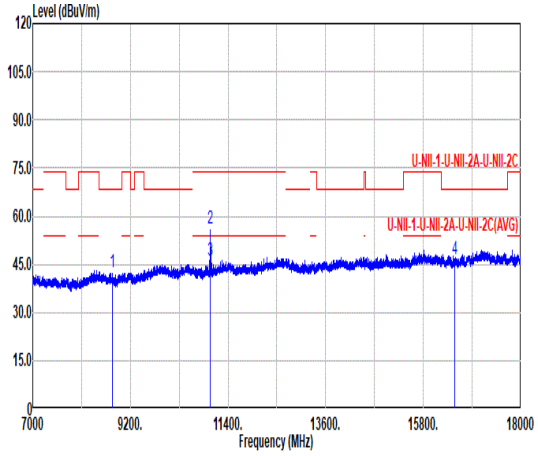 Freq Level Limit Line Over Limit Read Level Ant Factor Cable Loss Preamp Factor Aux Factor APos TPos Remark MHz dBuV/m dBuV/m dB dBuV dB/m dB dB dB cm deg 1 8800.00 42.54 68.20 -25.66 60.37 36.10 13.11 67.04 0.00 --- --- PEAK 2 11000.00 56.26 74.00 -17.74 70.66 37.90 14.60 66.90 0.00 100 91 PEAK 3 11000.00 46.06 54.00 -7.94 60.46 37.90 14.60 66.90 0.00 100 91 AVERAGE 4 16500.00 46.73 68.20 -21.47 52.96 41.40 18.26 65.89 0.00 --- --- PEAK	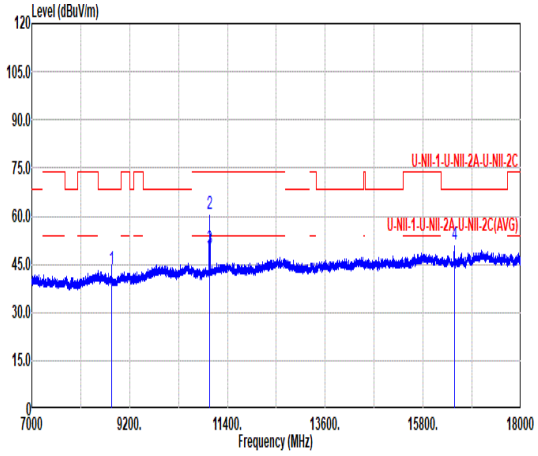 Freq Level Limit Line Over Limit Read Level Ant Factor Cable Loss Preamp Factor Aux Factor APos TPos Remark MHz dBuV/m dBuV/m dB dBuV dB/m dB dB dB cm deg 1 8800.00 43.27 68.20 -24.93 61.10 36.10 13.11 67.04 0.00 --- --- PEAK 2 11000.00 60.70 74.00 -13.30 75.10 37.90 14.60 66.90 0.00 100 347 PEAK 3 11000.00 50.01 54.00 -3.99 64.41 37.90 14.60 66.90 0.00 100 347 AVERAGE 4 16500.00 51.18 68.20 -17.02 57.41 41.40 18.26 65.89 0.00 --- --- PEAK

Mode	23	
	Harmonic	
	U-NII-2C_5.47-5.725_802.11ac VHT20_CH116_5580MHz	
ANT	6	
Pol.	Horizontal	Vertical
Peak Avg	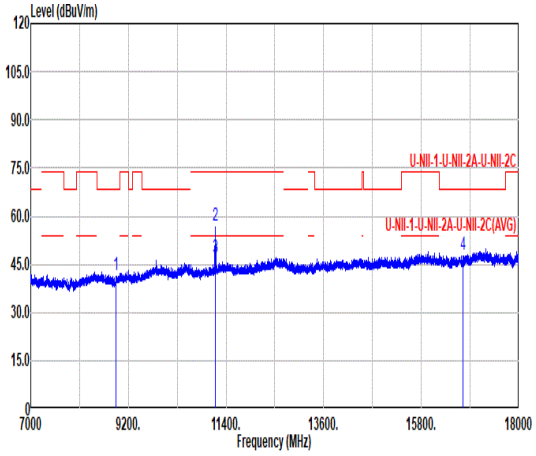 Freq Level Limit Line Over Limit Read Level Ant Factor Cable Loss Preamp Factor Aux Factor APos TPos Remark MHz dBuV/m dBuV/m dB dBuV dB/m dB dB dB cm deg 1 8928.00 41.80 68.20 -26.40 59.48 36.14 13.21 67.03 0.00 --- --- PEAK 2 11160.00 57.01 74.00 -16.99 71.13 37.96 14.74 66.82 0.00 100 64 PEAK 3 11160.00 46.88 54.00 -7.12 61.00 37.96 14.74 66.82 0.00 100 64 AVERAGE 4 16740.00 47.81 68.20 -20.39 53.14 41.50 18.45 65.28 0.00 --- --- PEAK	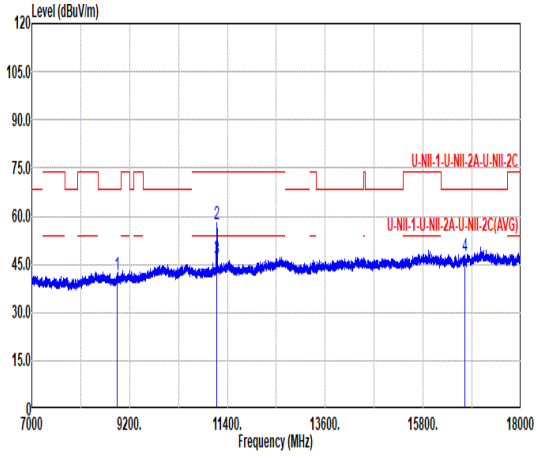 Freq Level Limit Line Over Limit Read Level Ant Factor Cable Loss Preamp Factor Aux Factor APos TPos Remark MHz dBuV/m dBuV/m dB dBuV dB/m dB dB dB cm deg 1 8928.00 41.66 68.20 -26.54 59.34 36.14 13.21 67.03 0.00 --- --- PEAK 2 11160.00 57.48 74.00 -16.52 71.60 37.96 14.74 66.82 0.00 141 341 PEAK 3 11160.00 46.76 54.00 -7.24 60.88 37.96 14.74 66.82 0.00 141 341 AVERAGE 4 16740.00 47.36 68.20 -20.84 52.66 41.50 18.46 65.26 0.00 --- --- PEAK

Mode	24	
	Band Edge	
	U-NII-2C_5.47-5.725_802.11ac VHT20_CH140_5700MHz	
ANT	6	
Pol.	Horizontal	Fundamental
Peak	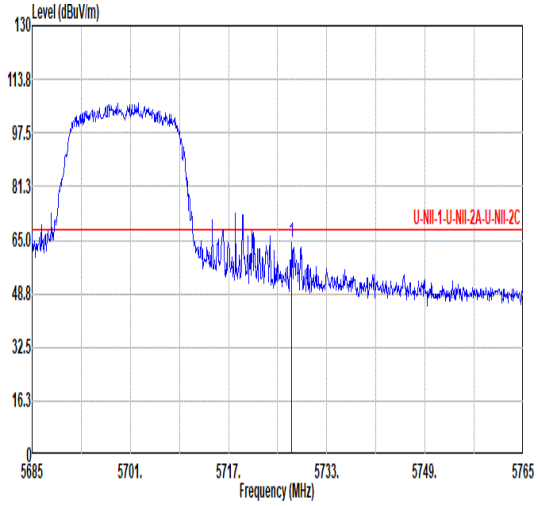 Freq Level Limit Line Over Limit Read Level Ant Factor Cable Loss Preamp Factor Aux Factor APos TPos Remark MHz dBuV/m dBuV/m dB dBuV dB/m dB dB dB cm deg 1 5727.32 64.20 68.20 -4.00 55.17 34.50 11.33 36.80 0.00 100 172 PEAK	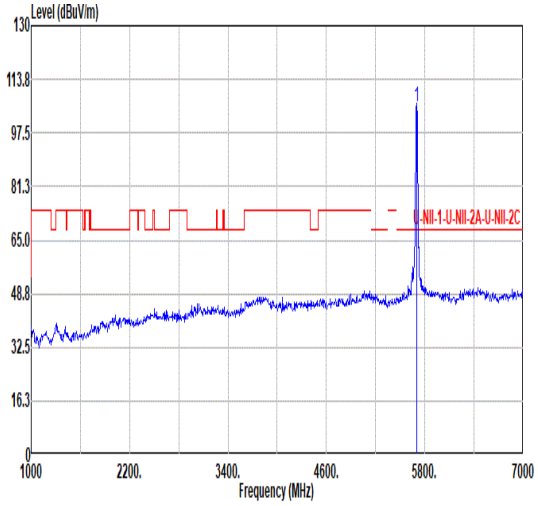 Freq Level Limit Line Over Limit Read Level Ant Factor Cable Loss Preamp Factor Aux Factor APos TPos Remark MHz dBuV/m dBuV/m dB dBuV dB/m dB dB dB cm deg 1 5700.00 105.65 ------ ------ 96.68 34.50 11.30 36.83 0.00 100 172 PEAK
Avg	Blank	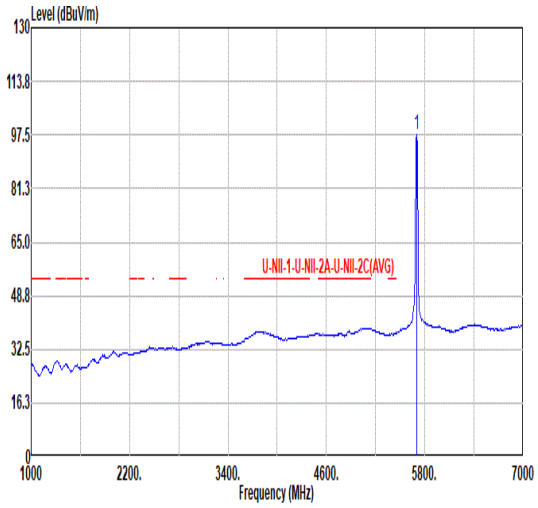 Freq Level Limit Line Over Limit Read Level Ant Factor Cable Loss Preamp Factor Aux Factor APos TPos Remark MHz dBuV/m dBuV/m dB dBuV dB/m dB dB dB cm deg 1 5700.00 97.56 ------ ------ 88.59 34.50 11.30 36.83 0.00 100 172 AVERAGE

Mode	24	
	Band Edge	
	U-NII-2C_5.47-5.725_802.11ac VHT20_CH140_5700MHz	
ANT	6	
Pol.	Vertical	Fundamental
Peak	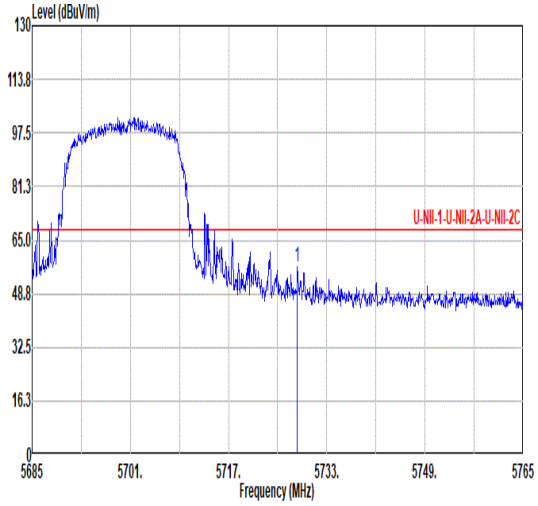 Freq Level Limit Line Over Limit Read Level Ant Factor Cable Loss Preamp Factor Aux Factor APos TPos Remark MHz dBuV/m dBuV/m dB dBuV dB/m dB dB dB cm deg 1 5728.20 56.86 68.20 -11.34 47.82 34.50 11.34 36.80 0.00 234 90 PEAK	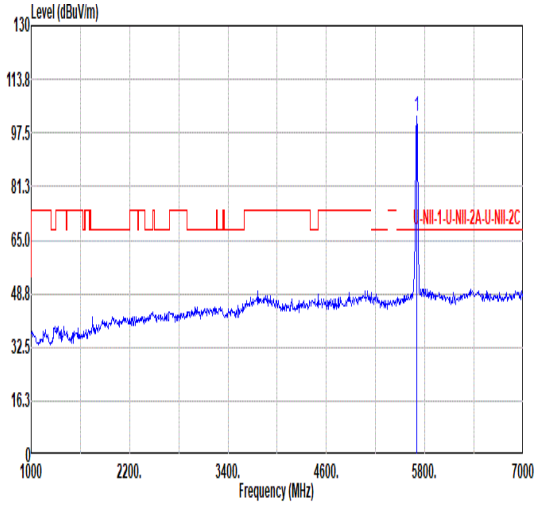 Freq Level Limit Line Over Limit Read Level Ant Factor Cable Loss Preamp Factor Aux Factor APos TPos Remark MHz dBuV/m dBuV/m dB dBuV dB/m dB dB dB cm deg 1 5700.00 102.59 ------ ------ 93.62 34.50 11.30 36.83 0.00 234 90 PEAK
Avg	Blank	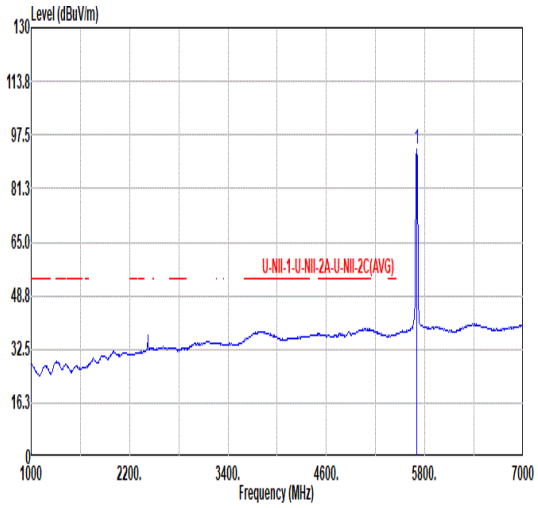 Freq Level Limit Line Over Limit Read Level Ant Factor Cable Loss Preamp Factor Aux Factor APos TPos Remark MHz dBuV/m dBuV/m dB dBuV dB/m dB dB dB cm deg 1 5700.00 93.31 ------ ------ 84.34 34.50 11.30 36.83 0.00 234 90 AVERAGE

Mode	24	
	Harmonic	
	U-NII-2C_5.47-5.725_802.11ac VHT20_CH140_5700MHz	
ANT	6	
Pol.	Horizontal	Vertical
Peak Avg	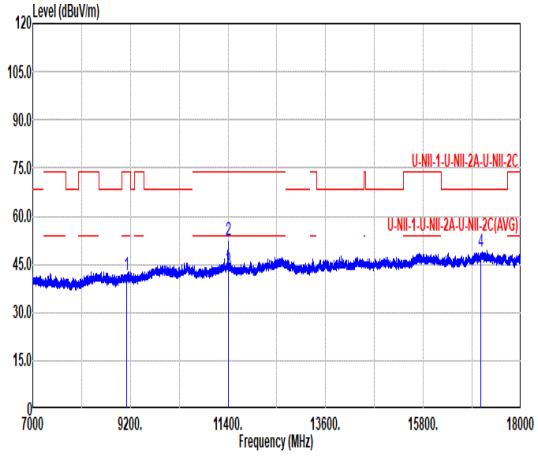 Freq Level Limit Line Over Limit Read Level Ant Factor Cable Loss Preamp Factor Aux Factor APos TPos Remark MHz dBuV/m dBuV/m dB dBuV dB/m dB dB dB cm deg 1 9120.00 41.47 74.00 -32.53 58.94 36.24 13.34 67.05 0.00 --- --- PEAK 2 11400.00 52.61 74.00 -21.39 66.24 38.10 14.96 66.69 0.00 100 40 PEAK 3 11400.00 42.99 54.00 -11.01 56.62 38.10 14.96 66.69 0.00 100 40 AVERAGE 4 17100.00 48.88 68.20 -19.32 53.73 41.12 18.72 64.69 0.00 --- --- PEAK	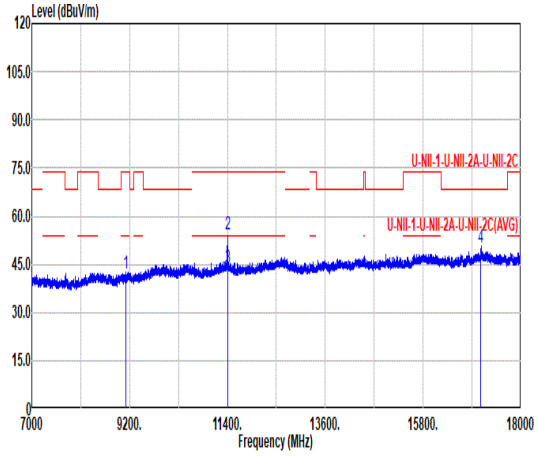 Freq Level Limit Line Over Limit Read Level Ant Factor Cable Loss Preamp Factor Aux Factor APos TPos Remark MHz dBuV/m dBuV/m dB dBuV dB/m dB dB dB cm deg 1 9120.00 41.94 74.00 -32.06 59.41 36.24 13.34 67.05 0.00 --- --- PEAK 2 11400.00 54.21 74.00 -19.79 67.84 38.10 14.96 66.69 0.00 101 344 PEAK 3 11400.00 44.00 54.00 -10.00 57.63 38.10 14.96 66.69 0.00 101 344 AVERAGE 4 17100.00 50.19 68.20 -18.01 55.07 41.09 18.73 64.70 0.00 --- --- PEAK

Mode	25	
	Band Edge - L	
	U-NII-2C_5.47-5.725_802.11ac VHT40_CH102_5510MHz	
ANT	6	
Pol.	Horizontal	Fundamental
Peak	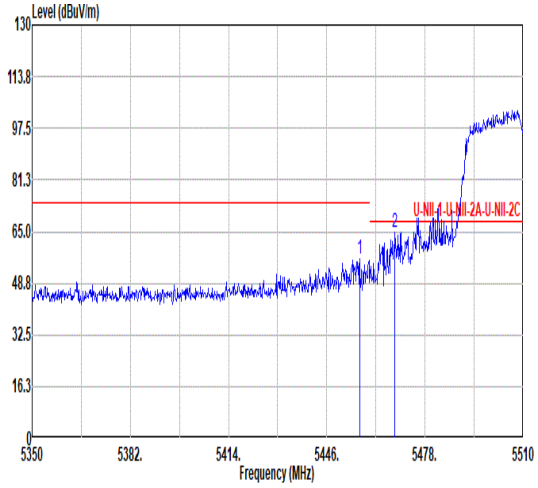 Freq Level Limit Line Over Limit Read Level Ant Factor Cable Loss Preamp Factor Aux Factor APos TPos Remark MHz dBuV/m dBuV/m dB dBuV dB/m dB dB dB cm deg 1 5456.72 56.63 74.00 -17.37 48.00 34.41 10.96 36.74 0.00 116 170 PEAK 2 5468.24 64.62 68.20 -3.58 55.95 34.44 10.98 36.75 0.00 116 170 PEAK	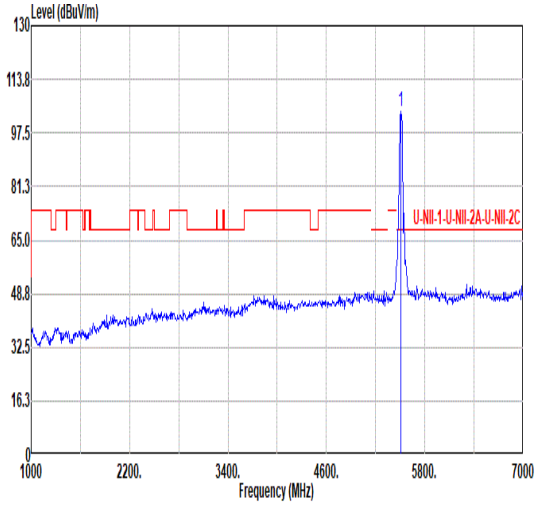 Freq Level Limit Line Over Limit Read Level Ant Factor Cable Loss Preamp Factor Aux Factor APos TPos Remark MHz dBuV/m dBuV/m dB dBuV dB/m dB dB dB cm deg 1 5510.00 104.16 ------ ------ 95.44 34.48 11.04 36.80 0.00 116 170 PEAK
Avg	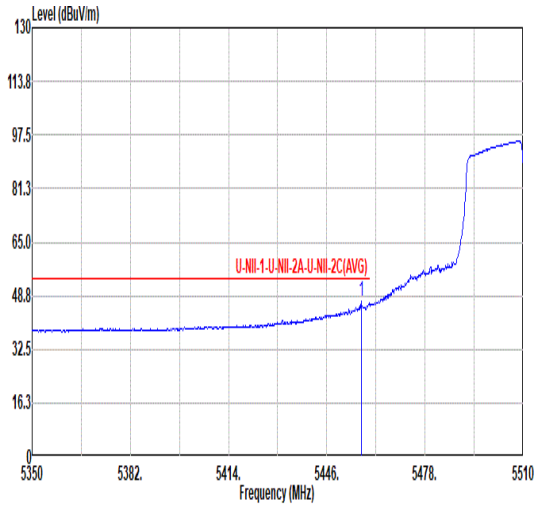 Freq Level Limit Line Over Limit Read Level Ant Factor Cable Loss Preamp Factor Aux Factor APos TPos Remark MHz dBuV/m dBuV/m dB dBuV dB/m dB dB dB cm deg 1 5457.20 46.90 54.00 -7.10 38.27 34.41 10.96 36.74 0.00 116 170 AVERAGE	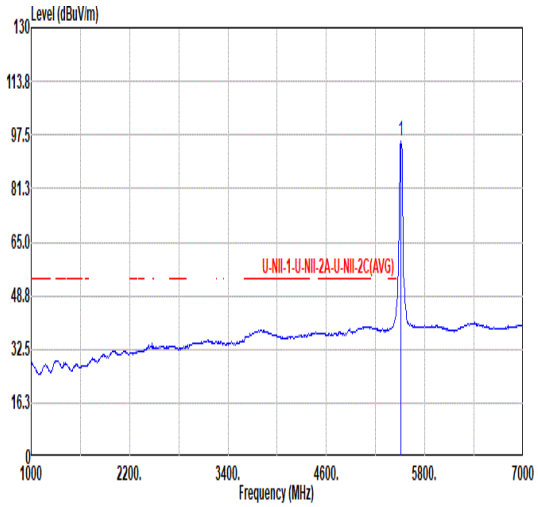 Freq Level Limit Line Over Limit Read Level Ant Factor Cable Loss Preamp Factor Aux Factor APos TPos Remark MHz dBuV/m dBuV/m dB dBuV dB/m dB dB dB cm deg 1 5510.00 95.42 ------ ------ 86.68 34.49 11.03 36.78 0.00 116 170 AVERAGE

Mode	25	
	Band Edge - R	
	U-NII-2C_5.47-5.725_802.11ac VHT40_CH102_5510MHz	
ANT	6	
Pol.	Horizontal	Fundamental
Peak	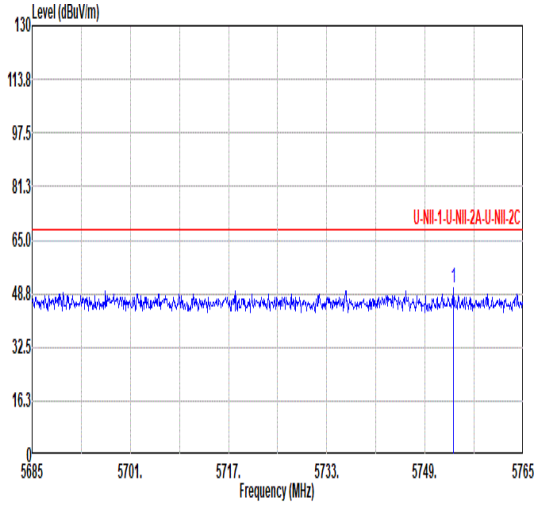 Freq Level Limit Line Over Limit Read Level Ant Factor Cable Loss Preamp Factor Aux Factor APos TPos Remark MHz dBuV/m dBuV/m dB dBuV dB/m dB dB dB cm deg 1 5753.64 50.47 68.20 -17.73 41.35 34.51 11.38 36.77 0.00 116 170 PEAK	Blank

Mode	25	
	Band Edge - L	
	U-NII-2C_5.47-5.725_802.11ac VHT40_CH102_5510MHz	
ANT	6	
Pol.	Vertical	Fundamental
Peak	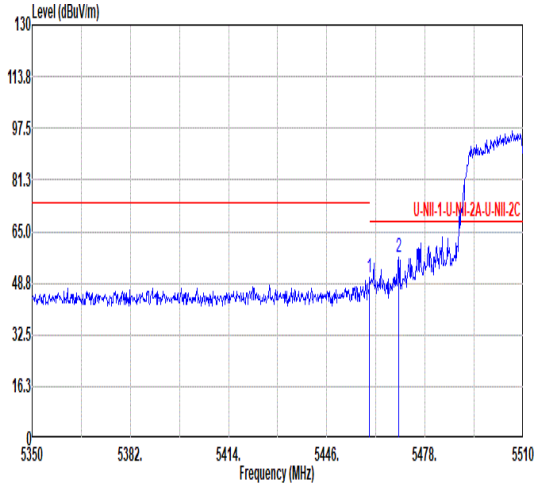 Freq Level Limit Line Over Limit Read Level Ant Factor Cable Loss Preamp Factor Aux Factor APos TPos Remark MHz dBuV/m dBuV/m dB dBuV dB/m dB dB dB cm deg 1 5459.92 50.54 74.00 -23.46 41.89 34.42 10.97 36.74 0.00 302 247 PEAK 2 5469.36 56.80 68.20 -11.40 48.13 34.44 10.98 36.75 0.00 302 247 PEAK	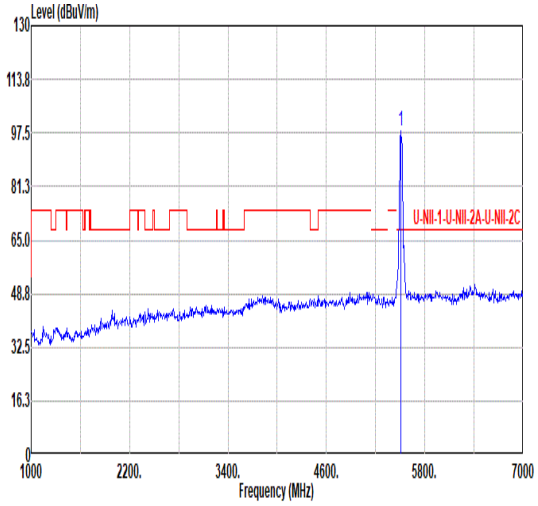 Freq Level Limit Line Over Limit Read Level Ant Factor Cable Loss Preamp Factor Aux Factor APos TPos Remark MHz dBuV/m dBuV/m dB dBuV dB/m dB dB dB cm deg 1 5510.00 98.31 ------ ------ 89.57 34.49 11.03 36.78 0.00 302 247 PEAK
Avg	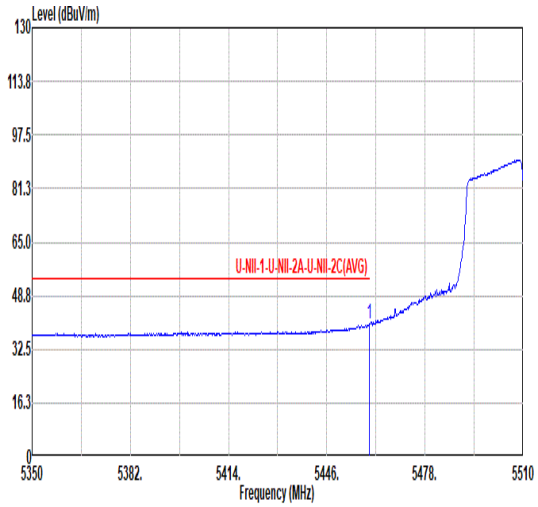 Freq Level Limit Line Over Limit Read Level Ant Factor Cable Loss Preamp Factor Aux Factor APos TPos Remark MHz dBuV/m dBuV/m dB dBuV dB/m dB dB dB cm deg 1 5459.92 40.00 54.00 -14.00 31.35 34.42 10.97 36.74 0.00 302 247 AVERAGE	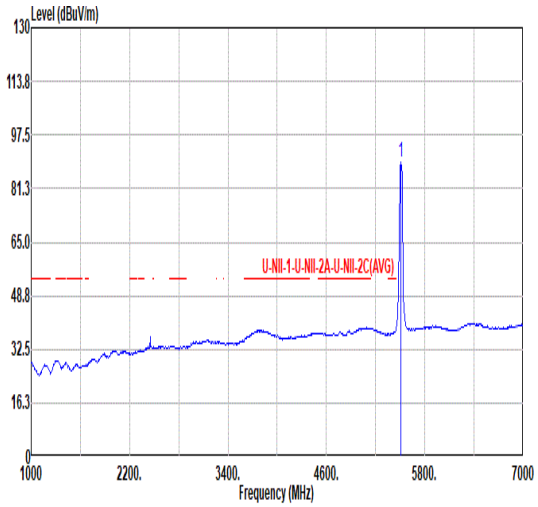 Freq Level Limit Line Over Limit Read Level Ant Factor Cable Loss Preamp Factor Aux Factor APos TPos Remark MHz dBuV/m dBuV/m dB dBuV dB/m dB dB dB cm deg 1 5510.00 89.45 ------ ------ 80.71 34.49 11.03 36.78 0.00 302 247 AVERAGE

Mode	25	
	Band Edge - R	
	U-NII-2C_5.47-5.725_802.11ac VHT40_CH102_5510MHz	
ANT	6	
Pol.	Vertical	Fundamental
Peak	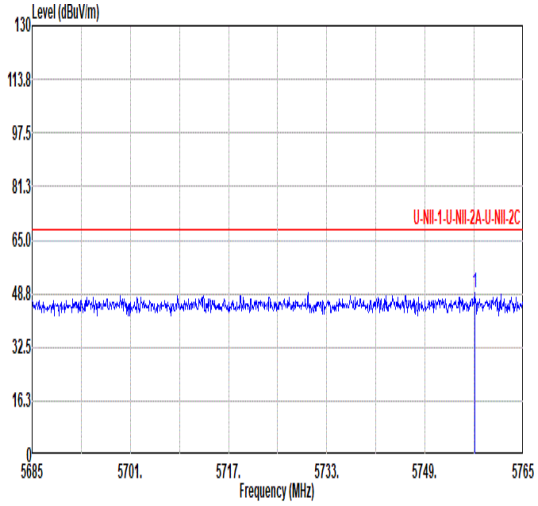 Freq Level Limit Line Over Limit Read Level Ant Factor Cable Loss Preamp Factor Aux Factor APos TPos Remark MHz dBuV/m dBuV/m dB dBuV dB/m dB dB dB cm deg 1 5757.08 48.86 68.20 -19.34 39.72 34.53 11.38 36.77 0.00 302 247 PEAK	Blank

Mode	25	
	Harmonic	
	U-NII-2C_5.47-5.725_802.11ac VHT40_CH102_5510MHz	
ANT	6	
Pol.	Horizontal	Vertical
Peak Avg	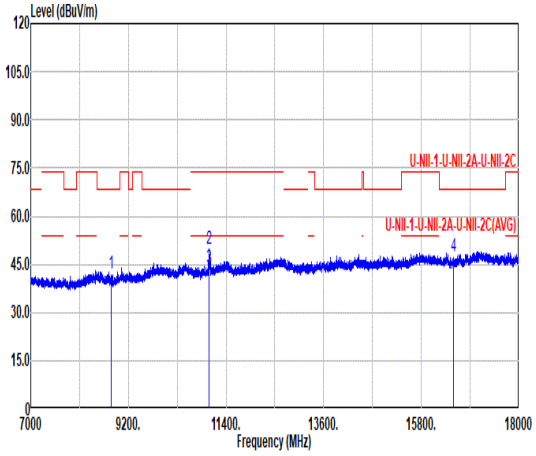 Freq Level Limit Line Over Limit Read Level Ant Factor Cable Loss Preamp Factor Aux Factor APos TPos Remark MHz dBuV/m dBuV/m dB dBuV dB/m dB dB dB cm deg 1 8816.00 42.16 68.20 -26.04 59.98 36.10 13.12 67.04 0.00 --- --- PEAK 2 11015.00 50.04 74.00 -23.96 64.42 37.90 14.61 66.89 0.00 100 88 Peak 3 11015.00 44.03 54.00 -9.97 58.41 37.90 14.61 66.89 0.00 100 88 Average 4 16530.00 47.63 68.20 -20.57 53.75 41.43 18.28 65.83 0.00 --- --- PEAK	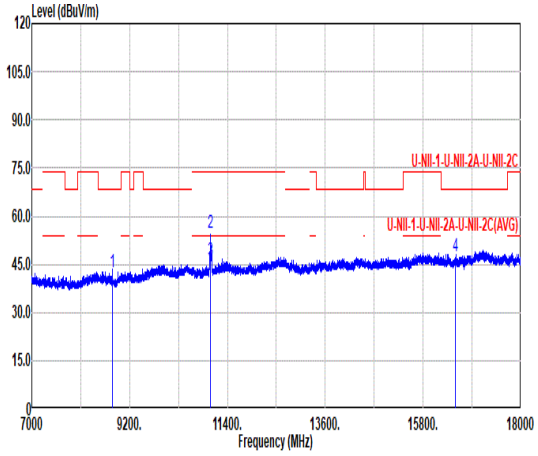 Freq Level Limit Line Over Limit Read Level Ant Factor Cable Loss Preamp Factor Aux Factor APos TPos Remark MHz dBuV/m dBuV/m dB dBuV dB/m dB dB dB cm deg 1 8816.00 42.63 68.20 -25.57 60.45 36.10 13.12 67.04 0.00 --- --- PEAK 2 11020.00 54.58 74.00 -19.42 68.95 37.90 14.62 66.89 0.00 101 347 PEAK 3 11020.00 46.19 54.00 -7.81 60.56 37.90 14.62 66.89 0.00 101 347 AVERAGE 4 16530.00 47.64 68.20 -20.56 53.75 41.43 18.28 65.82 0.00 --- --- PEAK

Mode	26	
	Harmonic	
	U-NII-2C_5.47-5.725_802.11ac VHT40_CH110_5550MHz	
ANT	6	
Pol.	Horizontal	Vertical
Peak Avg	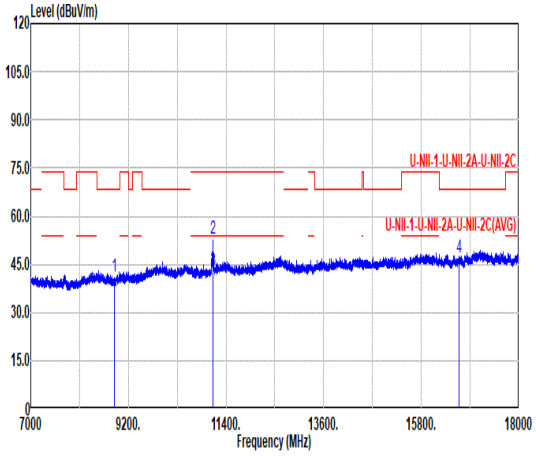 Freq Level Limit Line Over Limit Read Level Ant Factor Cable Loss Preamp Factor Aux Factor APos TPos Remark MHz dBuV/m dBuV/m dB dBuV dB/m dB dB dB cm deg 1 8880.00 41.30 68.20 -26.90 59.01 36.16 13.17 67.04 0.00 --- --- PEAK 2 11100.00 53.02 74.00 -20.98 67.28 37.90 14.69 66.85 0.00 126 61 PEAK 3 11100.00 42.96 54.00 -11.04 57.22 37.90 14.69 66.85 0.00 126 61 AVERAGE 4 16650.00 47.16 68.20 -21.04 52.74 41.50 18.39 65.47 0.00 --- --- PEAK	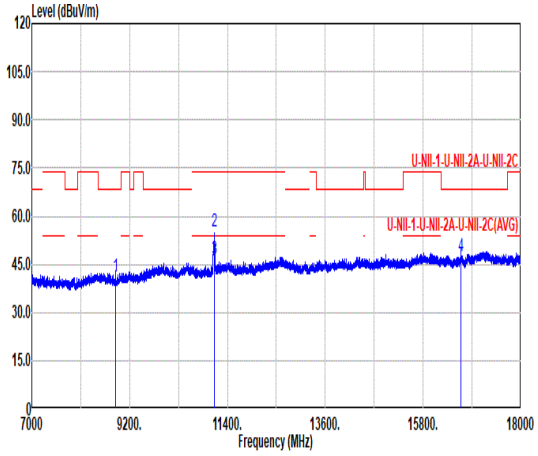 Freq Level Limit Line Over Limit Read Level Ant Factor Cable Loss Preamp Factor Aux Factor APos TPos Remark MHz dBuV/m dBuV/m dB dBuV dB/m dB dB dB cm deg 1 8880.00 41.29 68.20 -26.91 59.00 36.16 13.17 67.04 0.00 --- --- PEAK 2 11100.00 55.33 74.00 -18.67 69.59 37.90 14.69 66.85 0.00 100 346 PEAK 3 11100.00 46.42 54.00 -7.58 60.68 37.90 14.69 66.85 0.00 100 346 AVERAGE 4 16650.00 47.76 68.20 -20.44 53.40 41.50 18.38 65.52 0.00 --- --- PEAK

Mode	27	
	Band Edge - L	
	U-NII-2C_5.47-5.725_802.11ac VHT40_CH134_5670MHz	
ANT	6	
Pol.	Horizontal	Fundamental
Peak	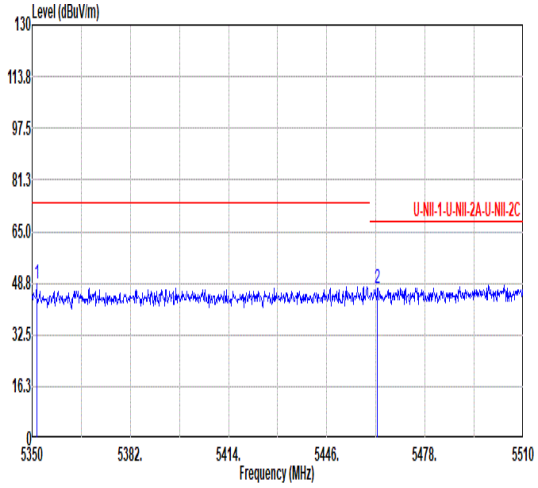 Freq Level Limit Line Over Limit Read Level Ant Factor Cable Loss Preamp Factor Aux Factor APos TPos Remark MHz dBuV/m dBuV/m dB dBuV dB/m dB dB dB cm deg 1 5351.44 48.41 74.00 -25.59 40.02 34.40 10.84 36.85 0.00 125 172 PEAK 2 5462.48 47.22 68.20 -20.98 38.57 34.42 10.97 36.74 0.00 125 172 PEAK	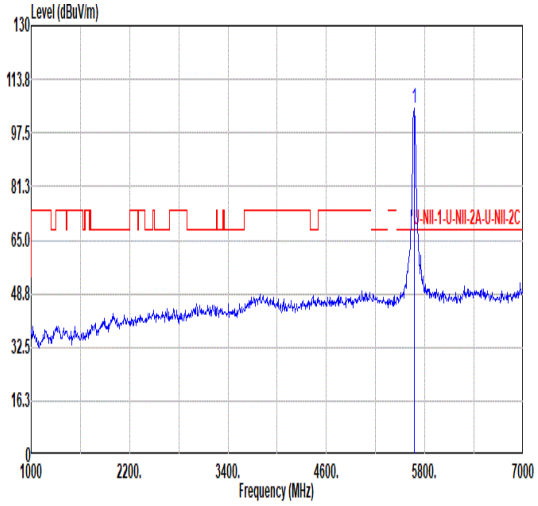 Freq Level Limit Line Over Limit Read Level Ant Factor Cable Loss Preamp Factor Aux Factor APos TPos Remark MHz dBuV/m dBuV/m dB dBuV dB/m dB dB dB cm deg 1 5670.00 104.76 ------ ------ 95.92 34.50 11.25 36.91 0.00 125 172 PEAK
Avg	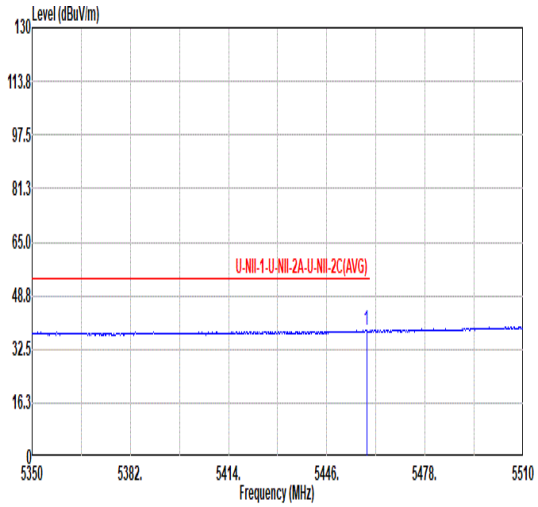 Freq Level Limit Line Over Limit Read Level Ant Factor Cable Loss Preamp Factor Aux Factor APos TPos Remark MHz dBuV/m dBuV/m dB dBuV dB/m dB dB dB cm deg 1 5458.96 38.24 54.00 -15.76 29.59 34.42 10.97 36.74 0.00 125 172 AVERAGE	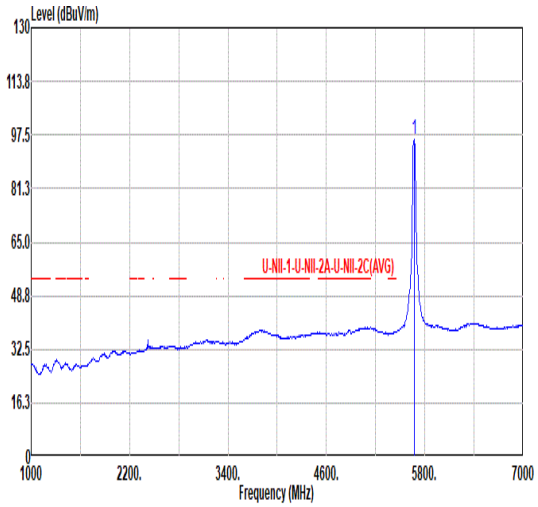 Freq Level Limit Line Over Limit Read Level Ant Factor Cable Loss Preamp Factor Aux Factor APos TPos Remark MHz dBuV/m dBuV/m dB dBuV dB/m dB dB dB cm deg 1 5670.00 96.30 ------ ------ 87.46 34.50 11.25 36.91 0.00 125 172 AVERAGE

Mode	27	
	Band Edge - R	
	U-NII-2C_5.47-5.725_802.11ac VHT40_CH134_5670MHz	
ANT	6	
Pol.	Horizontal	Fundamental
Peak	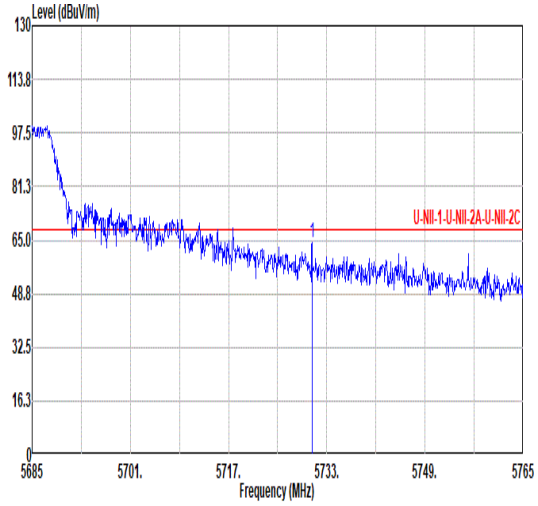 Freq Level Limit Line Over Limit Read Level Ant Factor Cable Loss Preamp Factor Aux Factor APos TPos Remark MHz dBuV/m dBuV/m dB dBuV dB/m dB dB dB cm deg 1 5730.60 64.04 68.20 -4.16 55.00 34.50 11.34 36.80 0.00 125 172 PEAK	Blank

Mode	27	
	Band Edge - L	
	U-NII-2C_5.47-5.725_802.11ac VHT40_CH134_5670MHz	
ANT	6	
Pol.	Vertical	Fundamental
Peak	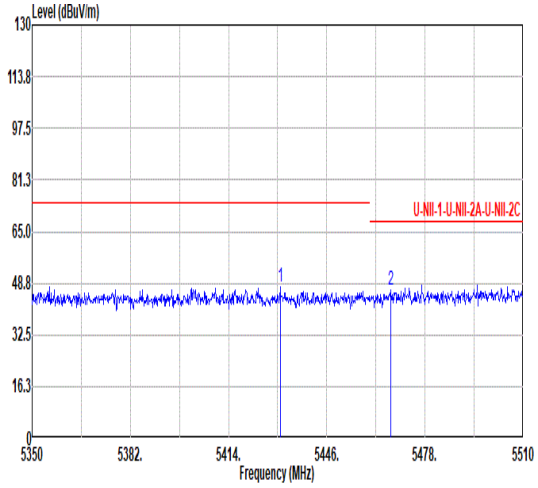 Freq Level Limit Line Over Limit Read Level Ant Factor Cable Loss Preamp Factor Aux Factor APos TPos Remark MHz dBuV/m dBuV/m dB dBuV dB/m dB dB dB cm deg 1 5430.80 47.63 74.00 -26.37 39.03 34.40 10.93 36.73 0.00 214 95 PEAK 2 5466.80 46.49 68.20 -21.71 37.83 34.43 10.98 36.75 0.00 214 95 PEAK	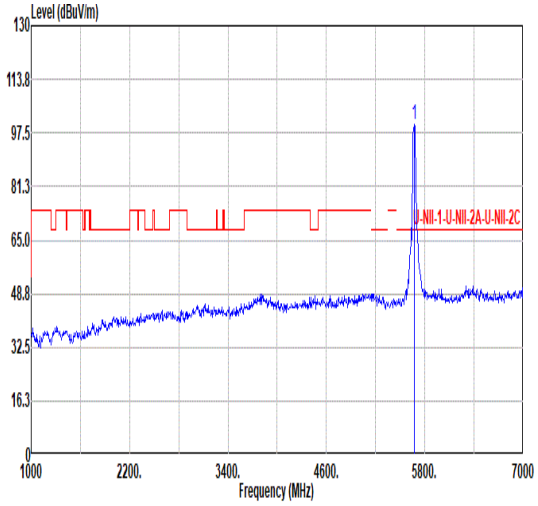 Freq Level Limit Line Over Limit Read Level Ant Factor Cable Loss Preamp Factor Aux Factor APos TPos Remark MHz dBuV/m dBuV/m dB dBuV dB/m dB dB dB cm deg 1 5670.00 100.26 ------ ------ 91.42 34.50 11.25 36.91 0.00 214 95 PEAK
Avg	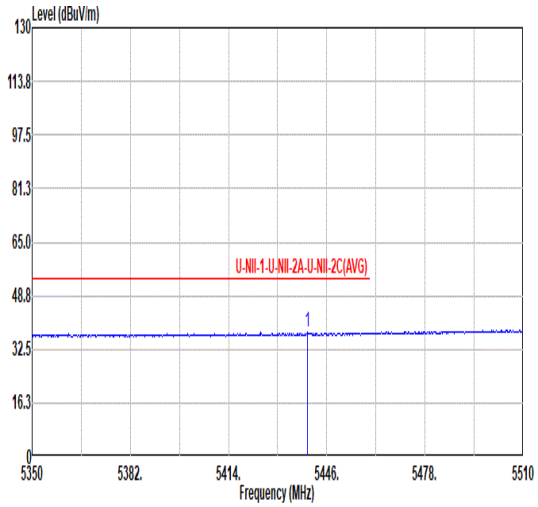 Freq Level Limit Line Over Limit Read Level Ant Factor Cable Loss Preamp Factor Aux Factor APos TPos Remark MHz dBuV/m dBuV/m dB dBuV dB/m dB dB dB cm deg 1 5439.60 37.56 54.00 -16.44 28.96 34.40 10.94 36.74 0.00 214 95 AVERAGE	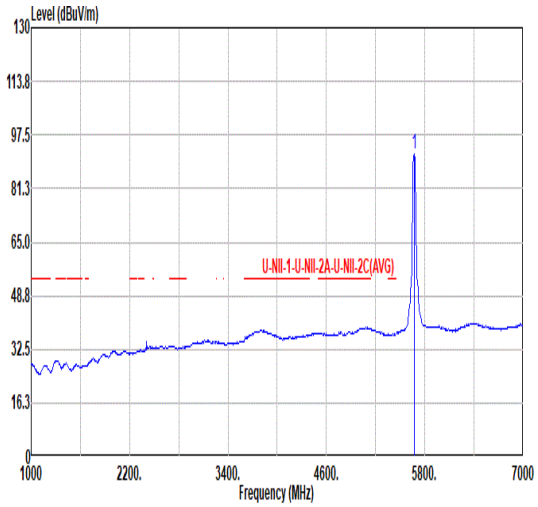 Freq Level Limit Line Over Limit Read Level Ant Factor Cable Loss Preamp Factor Aux Factor APos TPos Remark MHz dBuV/m dBuV/m dB dBuV dB/m dB dB dB cm deg 1 5670.00 91.85 ------ ------ 83.01 34.50 11.25 36.91 0.00 214 95 AVERAGE

Mode	27	
	Band Edge - R	
	U-NII-2C_5.47-5.725_802.11ac VHT40_CH134_5670MHz	
ANT	6	
Pol.	Vertical	Fundamental
Peak	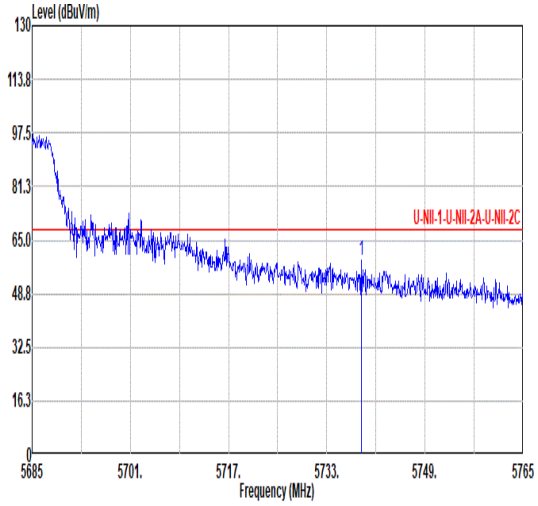 Freq Level Limit Line Over Limit Read Level Ant Factor Cable Loss Preamp Factor Aux Factor APos TPos Remark MHz dBuV/m dBuV/m dB dBuV dB/m dB dB dB cm deg 1 5738.60 58.90 68.20 -9.30 49.84 34.50 11.35 36.79 0.00 214 95 PEAK	Blank

Mode	27	
	Harmonic	
	U-NII-2C_5.47-5.725_802.11ac VHT40_CH134_5670MHz	
ANT	6	
Pol.	Horizontal	Vertical
Peak Avg	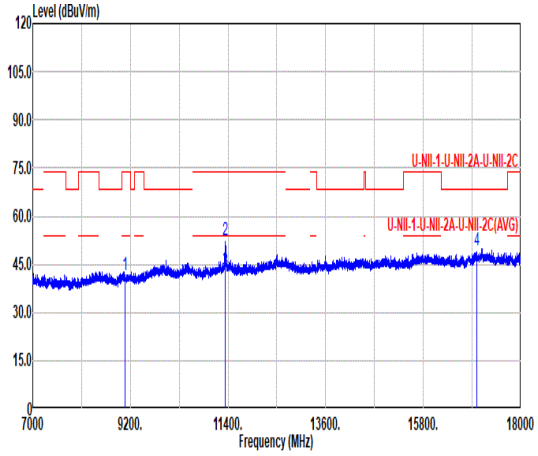 Freq Level Limit Line Over Limit Read Level Ant Factor Cable Loss Preamp Factor Aux Factor APos TPos Remark MHz dBuV/m dBuV/m dB dBuV dB/m dB dB dB cm deg 1 9072.00 41.75 74.00 -32.25 59.28 36.20 13.31 67.04 0.00 --- --- PEAK 2 11340.00 52.33 74.00 -21.67 66.10 38.04 14.91 66.72 0.00 100 41 PEAK 3 11340.00 42.91 54.00 -11.09 56.68 38.04 14.91 66.72 0.00 100 41 AVERAGE 4 17010.00 49.47 68.20 -18.73 53.98 41.40 18.67 64.58 0.00 --- --- PEAK	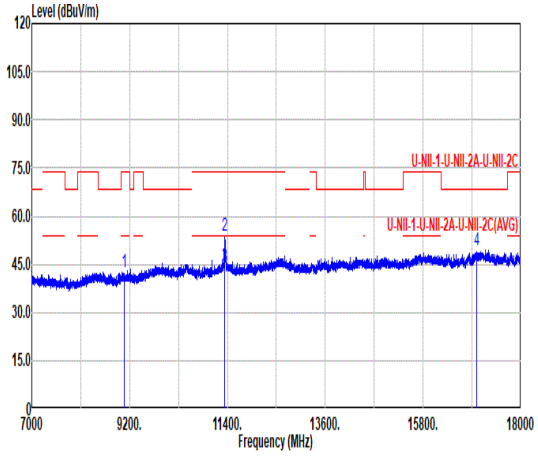 Freq Level Limit Line Over Limit Read Level Ant Factor Cable Loss Preamp Factor Aux Factor APos TPos Remark MHz dBuV/m dBuV/m dB dBuV dB/m dB dB dB cm deg 1 9072.00 42.69 74.00 -31.31 60.22 36.20 13.31 67.04 0.00 --- --- PEAK 2 11340.00 53.85 74.00 -20.15 67.62 38.04 14.91 66.72 0.00 100 351 PEAK 3 11340.00 44.31 54.00 -9.69 58.08 38.04 14.91 66.72 0.00 100 351 AVERAGE 4 17010.00 49.33 68.20 -18.87 53.92 41.33 18.68 64.60 0.00 --- --- PEAK

Mode	28	
	Band Edge - L	
	U-NII-2C_5.47-5.725_802.11ac VHT80_CH106_5530MHz	
ANT	6	
Pol.	Horizontal	Fundamental
Peak	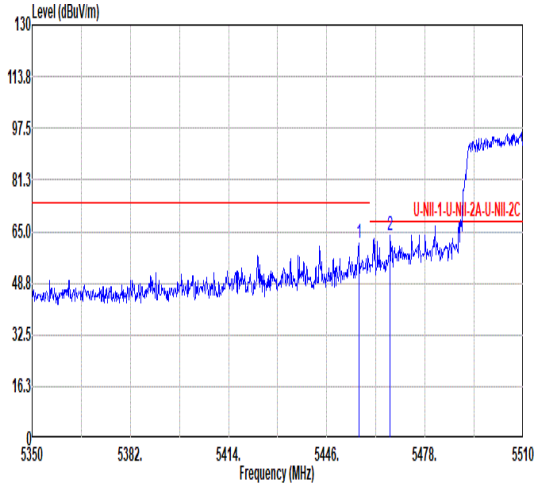 Freq Level Limit Line Over Limit Read Level Ant Factor Cable Loss Preamp Factor Aux Factor APos TPos Remark MHz dBuV/m dBuV/m dB dBuV dB/m dB dB dB cm deg 1 5456.40 61.29 74.00 -12.71 52.66 34.41 10.96 36.74 0.00 110 170 PEAK 2 5466.64 63.97 68.20 -4.23 55.31 34.43 10.98 36.75 0.00 110 170 PEAK	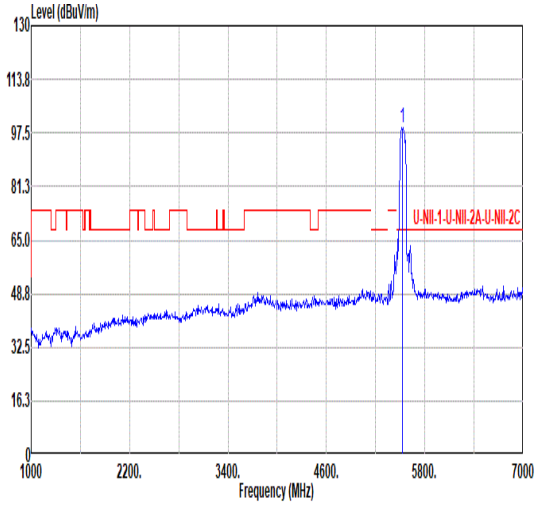 Freq Level Limit Line Over Limit Read Level Ant Factor Cable Loss Preamp Factor Aux Factor APos TPos Remark MHz dBuV/m dBuV/m dB dBuV dB/m dB dB dB cm deg 1 5530.00 99.32 ------ ------ 90.64 34.46 11.04 36.82 0.00 110 170 PEAK
Avg	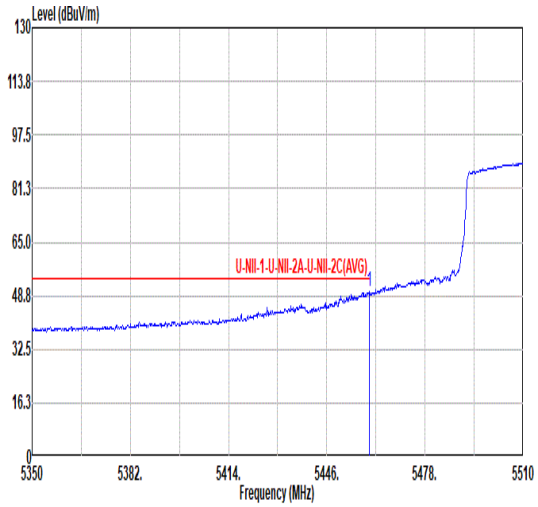 Freq Level Limit Line Over Limit Read Level Ant Factor Cable Loss Preamp Factor Aux Factor APos TPos Remark MHz dBuV/m dBuV/m dB dBuV dB/m dB dB dB cm deg 1 5459.76 49.88 54.00 -4.12 41.23 34.42 10.97 36.74 0.00 110 170 AVERAGE	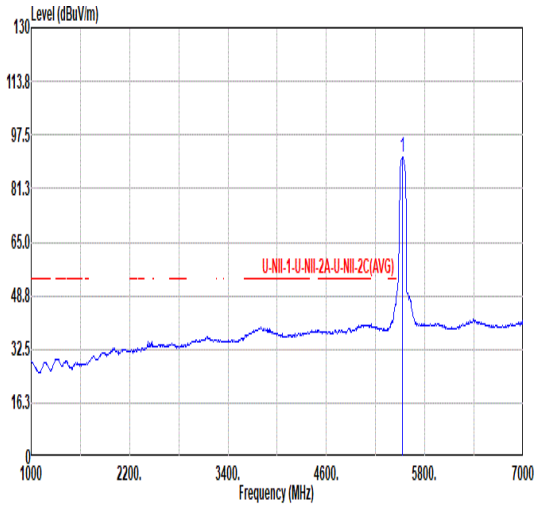 Freq Level Limit Line Over Limit Read Level Ant Factor Cable Loss Preamp Factor Aux Factor APos TPos Remark MHz dBuV/m dBuV/m dB dBuV dB/m dB dB dB cm deg 1 5530.00 90.97 ------ ------ 82.32 34.44 11.06 36.85 0.00 110 170 AVERAGE

Mode	28	
	Band Edge - R	
	U-NII-2C_5.47-5.725_802.11ac VHT80_CH106_5530MHz	
ANT	6	
Pol.	Horizontal	Fundamental
Peak	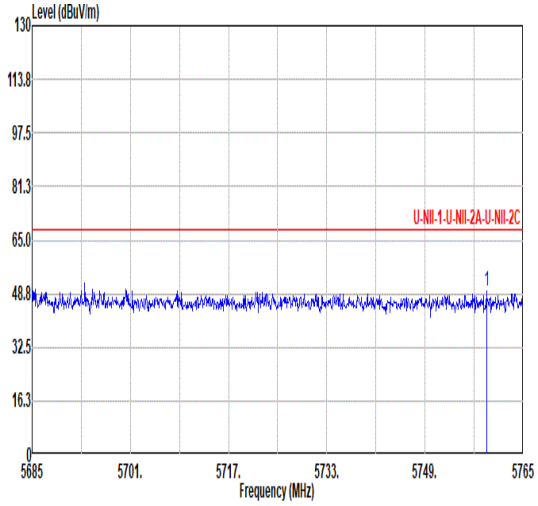 Freq Level Limit Line Over Limit Read Level Ant Factor Cable Loss Preamp Factor Aux Factor APos TPos Remark MHz dBuV/m dBuV/m dB dBuV dB/m dB dB dB cm deg 1 5759.00 49.44 68.20 -18.76 40.29 34.54 11.38 36.77 0.00 110 170 PEAK	Blank

Mode	28	
	Band Edge - L	
	U-NII-2C_5.47-5.725_802.11ac VHT80_CH106_5530MHz	
ANT	6	
Pol.	Vertical	Fundamental
Peak	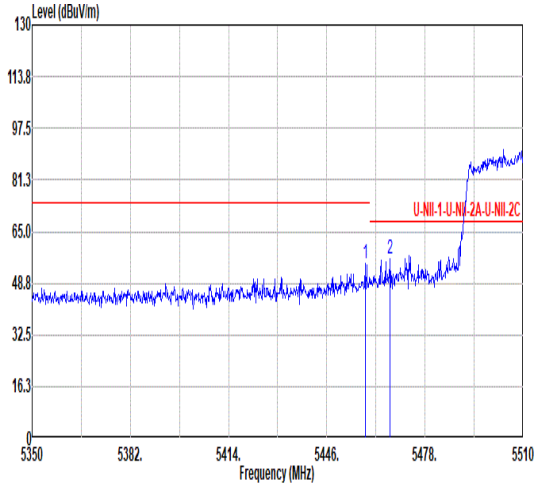 Freq Level Limit Line Over Limit Read Level Ant Factor Cable Loss Preamp Factor Aux Factor APos TPos Remark MHz dBuV/m dBuV/m dB dBuV dB/m dB dB dB cm deg 1 5458.48 55.14 74.00 -18.86 46.49 34.42 10.97 36.74 0.00 318 253 PEAK 2 5466.64 56.64 68.20 -11.56 47.98 34.43 10.98 36.75 0.00 318 253 PEAK	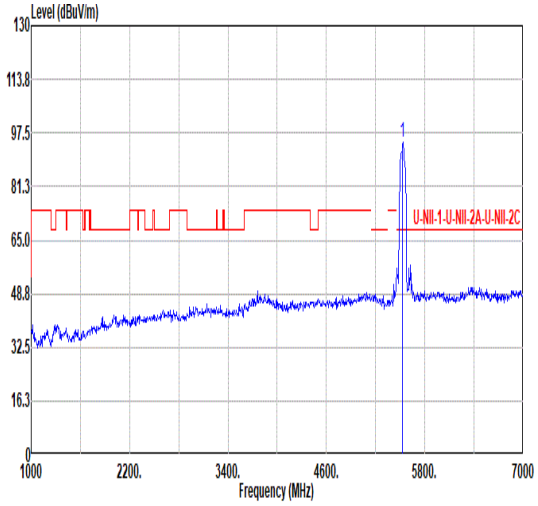 Freq Level Limit Line Over Limit Read Level Ant Factor Cable Loss Preamp Factor Aux Factor APos TPos Remark MHz dBuV/m dBuV/m dB dBuV dB/m dB dB dB cm deg 1 5530.00 94.45 ------ ------ 85.82 34.43 11.07 36.87 0.00 318 253 PEAK
Avg	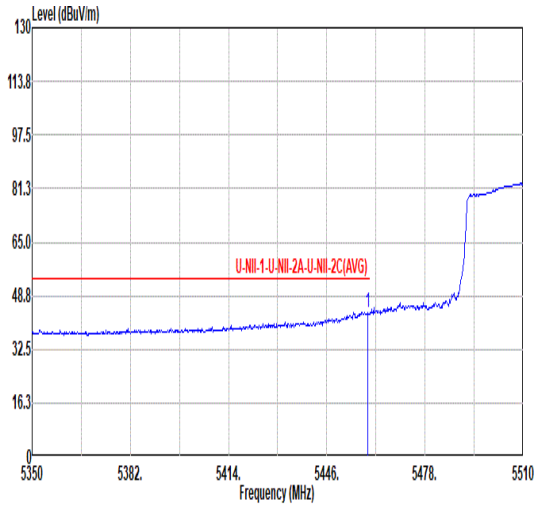 Freq Level Limit Line Over Limit Read Level Ant Factor Cable Loss Preamp Factor Aux Factor APos TPos Remark MHz dBuV/m dBuV/m dB dBuV dB/m dB dB dB cm deg 1 5459.44 43.74 54.00 -10.26 35.09 34.42 10.97 36.74 0.00 318 253 AVERAGE	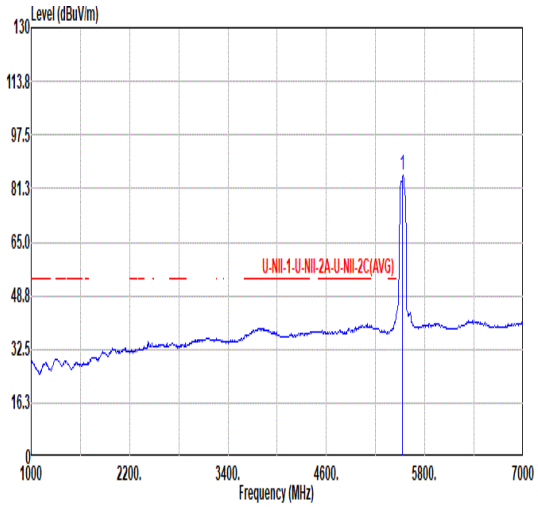 Freq Level Limit Line Over Limit Read Level Ant Factor Cable Loss Preamp Factor Aux Factor APos TPos Remark MHz dBuV/m dBuV/m dB dBuV dB/m dB dB dB cm deg 1 5530.00 85.14 ------ ------ 76.51 34.43 11.07 36.87 0.00 318 253 AVERAGE

Mode	28	
	Band Edge - R	
	U-NII-2C_5.47-5.725_802.11ac VHT80_CH106_5530MHz	
ANT	6	
Pol.	Vertical	Fundamental
Peak	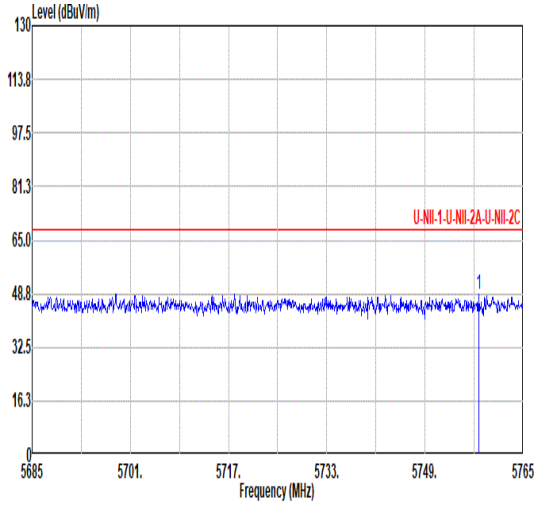 Freq Level Limit Line Over Limit Read Level Ant Factor Cable Loss Preamp Factor Aux Factor APos TPos Remark MHz dBuV/m dBuV/m dB dBuV dB/m dB dB dB cm deg 1 5757.80 48.65 68.20 -19.55 39.51 34.53 11.38 36.77 0.00 318 253 PEAK	Blank

Mode	28	
	Harmonic	
	U-NII-2C_5.47-5.725_802.11ac VHT80_CH106_5530MHz	
ANT	6	
Pol.	Horizontal	Vertical
Peak Avg	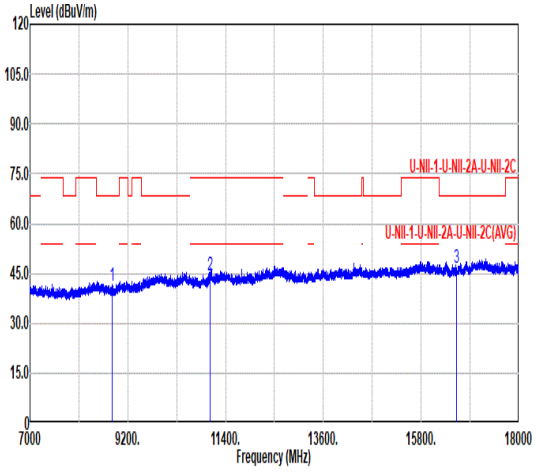 Freq Level Limit Line Over Limit Read Level Ant Factor Cable Loss Preamp Factor Aux Factor APos TPos Remark MHz dBuV/m dBuV/m dB dBuV dB/m dB dB dB cm deg 1 8848.00 41.27 68.20 -26.93 59.06 36.10 13.15 67.04 0.00 --- --- PEAK 2 11060.00 44.53 74.00 -29.47 58.85 37.90 14.65 66.87 0.00 --- --- PEAK 3 16590.00 46.48 68.20 -21.72 52.44 41.46 18.31 65.73 0.00 --- --- PEAK	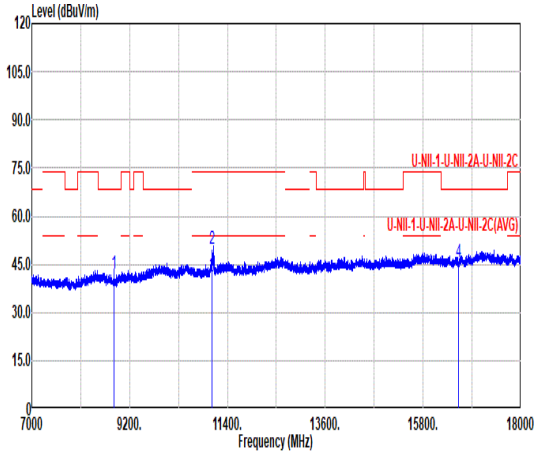 Freq Level Limit Line Over Limit Read Level Ant Factor Cable Loss Preamp Factor Aux Factor APos TPos Remark MHz dBuV/m dBuV/m dB dBuV dB/m dB dB dB cm deg 1 8848.00 42.11 68.20 -26.09 59.90 36.10 13.15 67.04 0.00 --- --- PEAK 2 11060.00 49.83 74.00 -24.17 64.15 37.90 14.65 66.87 0.00 100 360 PEAK 3 11060.00 41.12 54.00 -12.88 55.43 37.90 14.66 66.87 0.00 100 360 AVERAGE 4 16590.00 45.93 68.20 -22.27 51.87 41.47 18.31 65.72 0.00 --- --- PEAK

Mode	29	
	Band Edge - L	
	U-NII-2C_5.47-5.725_802.11ac VHT80_CH122_5610MHz	
ANT	6	
Pol.	Horizontal	Fundamental
Peak	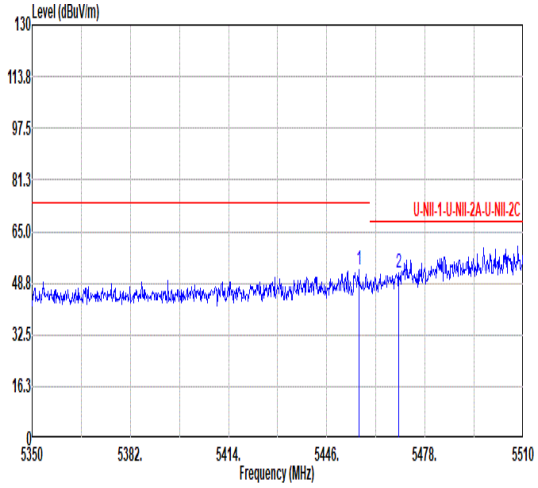 Freq Level Limit Line Over Limit Read Level Ant Factor Cable Loss Preamp Factor Aux Factor APos TPos Remark MHz dBuV/m dBuV/m dB dBuV dB/m dB dB dB cm deg 1 5456.40 52.96 74.00 -21.04 44.33 34.41 10.96 36.74 0.00 103 172 PEAK 2 5469.36 51.98 68.20 -16.22 43.31 34.44 10.98 36.75 0.00 103 172 PEAK	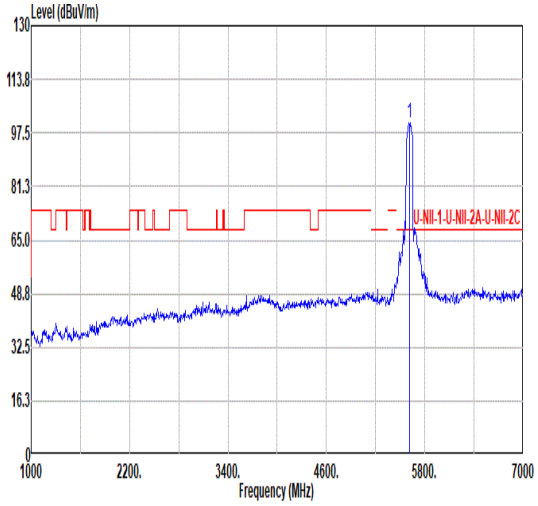 Freq Level Limit Line Over Limit Read Level Ant Factor Cable Loss Preamp Factor Aux Factor APos TPos Remark MHz dBuV/m dBuV/m dB dBuV dB/m dB dB dB cm deg 1 5610.00 100.63 ------ ------ 92.03 34.44 11.18 37.02 0.00 103 172 PEAK
Avg	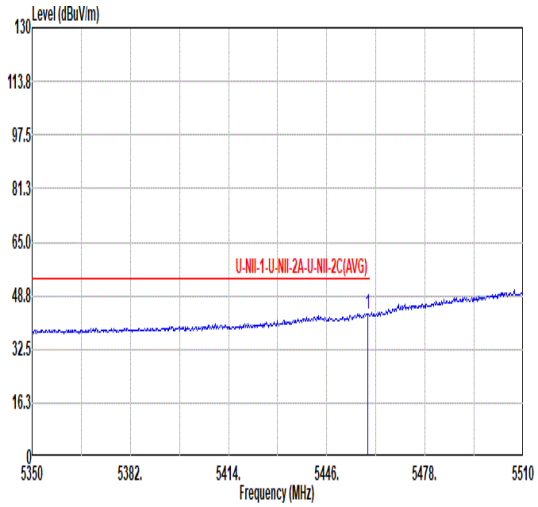 Freq Level Limit Line Over Limit Read Level Ant Factor Cable Loss Preamp Factor Aux Factor APos TPos Remark MHz dBuV/m dBuV/m dB dBuV dB/m dB dB dB cm deg 1 5459.28 43.34 54.00 -10.66 34.69 34.42 10.97 36.74 0.00 103 172 AVERAGE	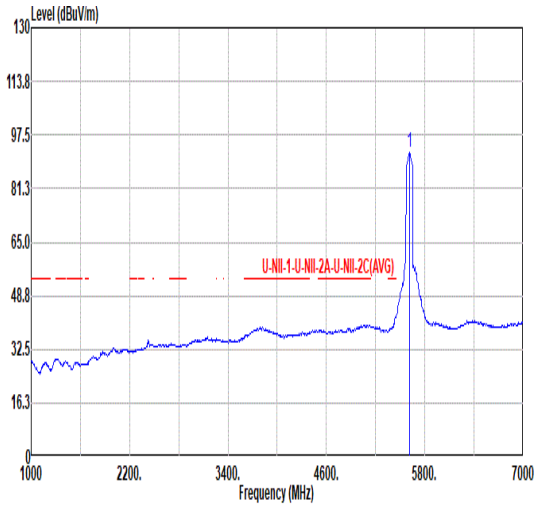 Freq Level Limit Line Over Limit Read Level Ant Factor Cable Loss Preamp Factor Aux Factor APos TPos Remark MHz dBuV/m dBuV/m dB dBuV dB/m dB dB dB cm deg 1 5610.00 92.26 ------ ------ 83.70 34.43 11.17 37.04 0.00 103 172 AVERAGE

Mode	29	
	Band Edge - R	
	U-NII-2C_5.47-5.725_802.11ac VHT80_CH122_5610MHz	
ANT	6	
Pol.	Horizontal	Fundamental
Peak	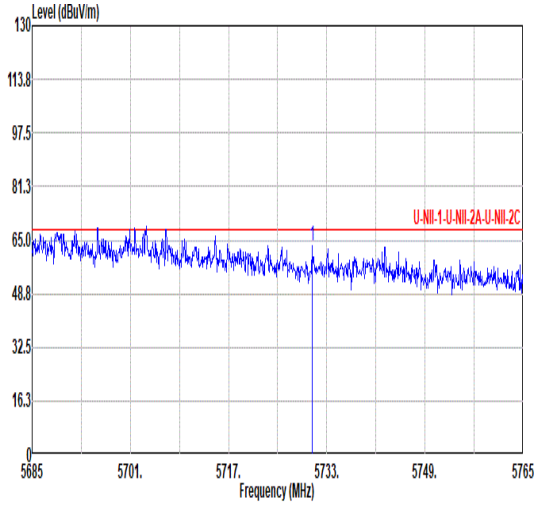 Freq Level Limit Line Over Limit Read Level Ant Factor Cable Loss Preamp Factor Aux Factor APos TPos Remark MHz dBuV/m dBuV/m dB dBuV dB/m dB dB dB cm deg 1 5730.60 63.14 68.20 -5.06 54.10 34.50 11.34 36.80 0.00 103 172 PEAK	Blank

Mode	29	
	Band Edge - L	
	U-NII-2C_5.47-5.725_802.11ac VHT80_CH122_5610MHz	
ANT	6	
Pol.	Vertical	Fundamental
Peak	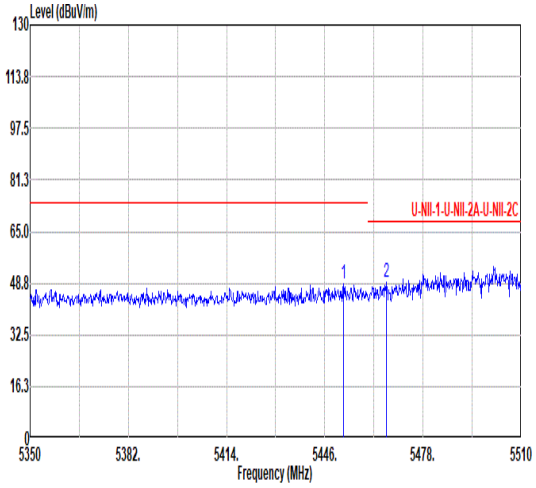 Freq Level Limit Line Over Limit Read Level Ant Factor Cable Loss Preamp Factor Aux Factor APos TPos Remark MHz dBuV/m dBuV/m dB dBuV dB/m dB dB dB cm deg 1 5452.08 48.34 74.00 -25.66 39.72 34.40 10.96 36.74 0.00 311 94 PEAK 2 5466.16 48.88 68.20 -19.32 40.22 34.43 10.98 36.75 0.00 311 94 PEAK	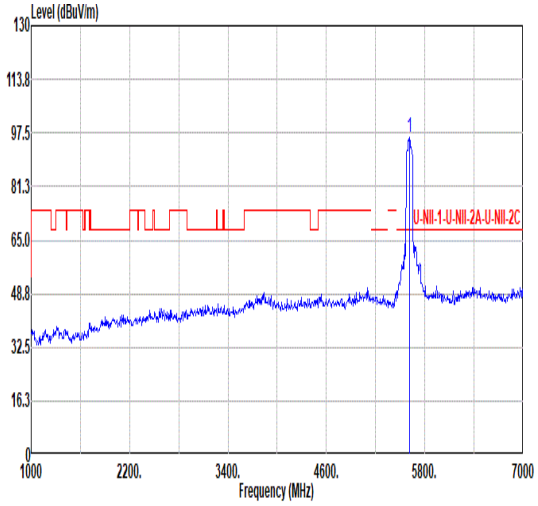 Freq Level Limit Line Over Limit Read Level Ant Factor Cable Loss Preamp Factor Aux Factor APos TPos Remark MHz dBuV/m dBuV/m dB dBuV dB/m dB dB dB cm deg 1 5610.00 96.22 ------ ------ 87.66 34.43 11.17 37.04 0.00 311 94 PEAK
Avg	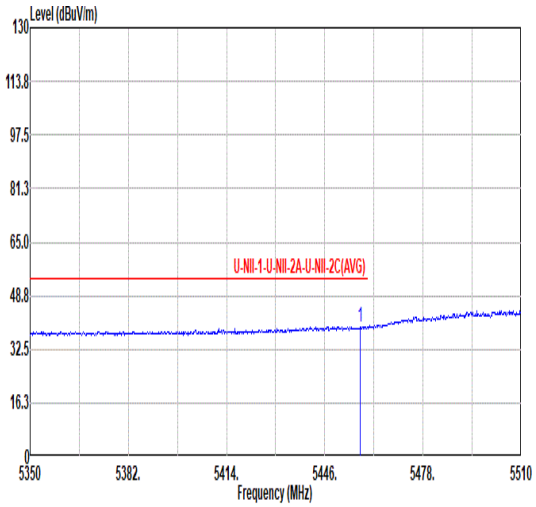 Freq Level Limit Line Over Limit Read Level Ant Factor Cable Loss Preamp Factor Aux Factor APos TPos Remark MHz dBuV/m dBuV/m dB dBuV dB/m dB dB dB cm deg 1 5457.52 39.33 54.00 -14.67 30.69 34.42 10.96 36.74 0.00 311 94 AVERAGE	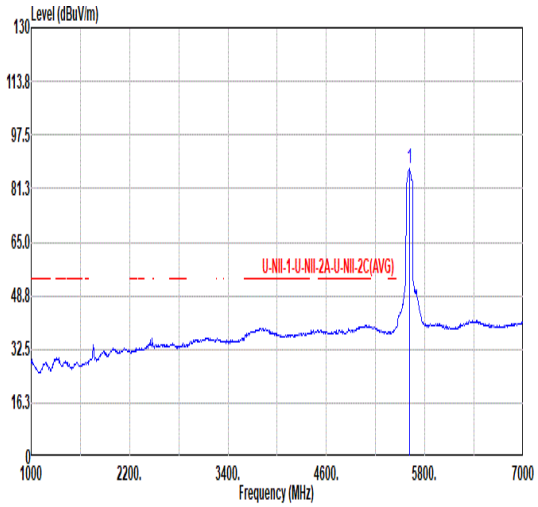 Freq Level Limit Line Over Limit Read Level Ant Factor Cable Loss Preamp Factor Aux Factor APos TPos Remark MHz dBuV/m dBuV/m dB dBuV dB/m dB dB dB cm deg 1 5610.00 87.39 ------ ------ 78.83 34.43 11.17 37.04 0.00 311 94 AVERAGE

Mode	29	
	Band Edge - R	
	U-NII-2C_5.47-5.725_802.11ac VHT80_CH122_5610MHz	
ANT	6	
Pol.	Vertical	Fundamental
Peak	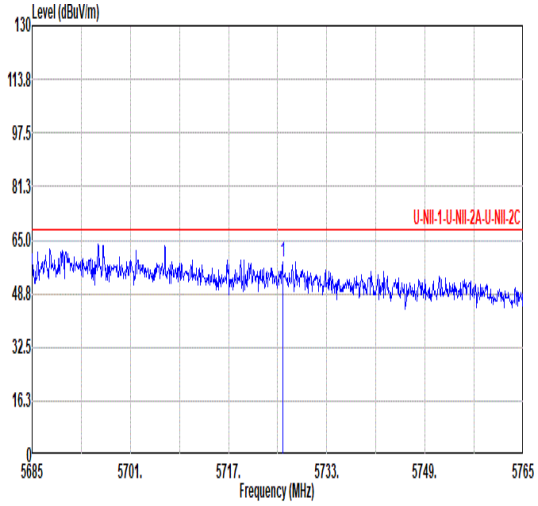 Freq Level Limit Line Over Limit Read Level Ant Factor Cable Loss Preamp Factor Aux Factor APos TPos Remark MHz dBuV/m dBuV/m dB dBuV dB/m dB dB dB cm deg 1 5725.80 58.60 68.20 -9.60 49.57 34.50 11.33 36.80 0.00 311 94 PEAK	Blank

Mode	29	
	Harmonic	
	U-NII-2C_5.47-5.725_802.11ac VHT80_CH122_5610MHz	
ANT	6	
Pol.	Horizontal	Vertical
Peak Avg	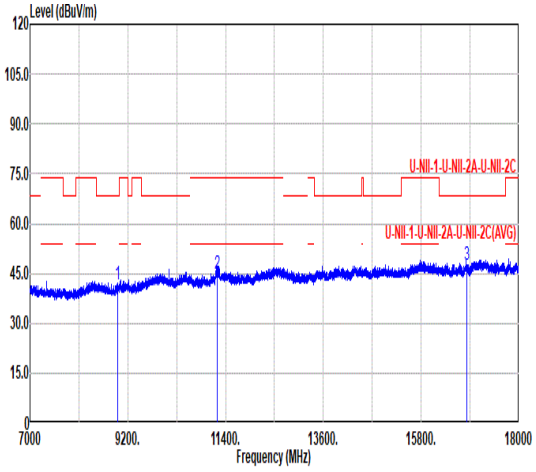 Freq Level Limit Line Over Limit Read Level Ant Factor Cable Loss Preamp Factor Aux Factor APos TPos Remark MHz dBuV/m dBuV/m dB dBuV dB/m dB dB dB cm deg 1 8976.00 41.66 68.20 -26.54 59.29 36.15 13.25 67.03 0.00 --- --- PEAK 2 11220.00 44.98 74.00 -29.02 58.97 38.00 14.80 66.79 0.00 --- --- PEAK 3 16830.00 47.54 68.20 -20.66 52.62 41.50 18.51 65.09 0.00 --- --- PEAK	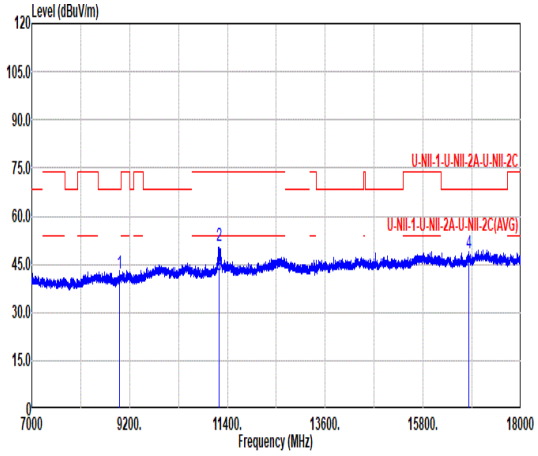 Freq Level Limit Line Over Limit Read Level Ant Factor Cable Loss Preamp Factor Aux Factor APos TPos Remark MHz dBuV/m dBuV/m dB dBuV dB/m dB dB dB cm deg 1 8976.00 42.11 68.20 -26.09 59.74 36.15 13.25 67.03 0.00 --- --- PEAK 2 11220.00 50.92 74.00 -23.08 64.91 38.00 14.80 66.79 0.00 100 360 PEAK 3 11220.00 41.69 54.00 -12.31 55.67 38.00 14.80 66.78 0.00 100 360 AVERAGE 4 16830.00 48.35 68.20 -19.85 53.48 41.50 18.50 65.13 0.00 --- --- PEAK

Mode	30	
	Harmonic	
	U-NII-2C_5.47-5.85_802.11a_CH144_5720MHz	
ANT	6	
Pol.	Horizontal	Vertical
Peak Avg	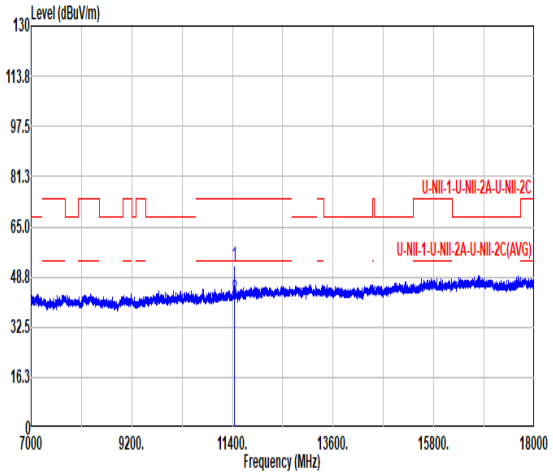 Freq Level Limit Line Over Limit Read Level Ant Factor Cable Loss Preamp Factor Aux Factor APos TPos Remark MHz dBuV/m dBuV/m dB dBuV dB/m dB dB dB cm deg 1 11440.00 52.64 74.00 -21.36 64.95 38.04 16.08 66.43 0.00 388 162 PEAK 2 11440.00 41.82 54.00 -12.18 54.12 38.04 16.08 66.42 0.00 388 162 AVERAGE	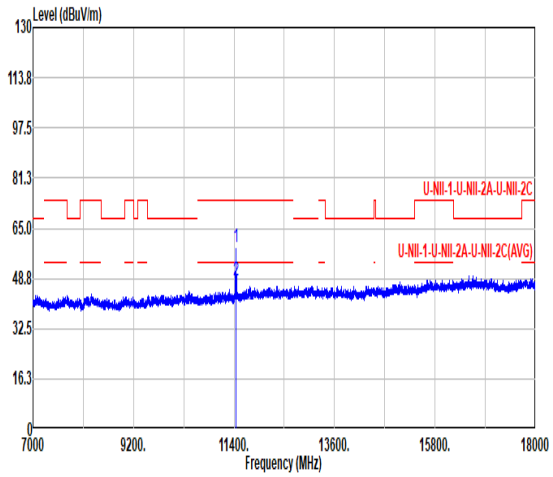 Freq Level Limit Line Over Limit Read Level Ant Factor Cable Loss Preamp Factor Aux Factor APos TPos Remark MHz dBuV/m dBuV/m dB dBuV dB/m dB dB dB cm deg 1 11440.00 58.91 74.00 -15.09 71.22 38.04 16.08 66.43 0.00 400 202 PEAK 2 11440.00 47.93 54.00 -6.07 60.23 38.04 16.08 66.42 0.00 400 202 AVERAGE

Mode	31	
	Harmonic	
	U-NII-2C_5.47-5.85_802.11ac VHT20_CH144_5720MHz	
ANT	CDD 6+13	
Pol.	Horizontal	Vertical
Peak Avg	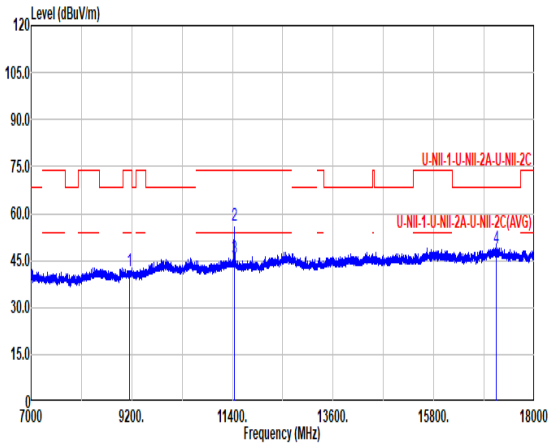 Freq Level Limit Line Over Limit Read Level Ant Factor Cable Loss Preamp Factor Aux Factor APos TPos Remark MHz dBuV/m dBuV/m dB dBuV dB/m dB dB dB cm deg 1 9152.00 41.56 74.00 -32.44 58.96 36.30 13.35 67.05 0.00 --- --- PEAK 2 11440.00 55.97 74.00 -18.03 69.50 38.14 15.00 66.67 0.00 100 43 PEAK 3 11440.00 45.62 54.00 -8.38 59.15 38.14 15.00 66.67 0.00 100 43 AVERAGE 4 17160.00 48.90 68.20 -19.30 53.92 40.99 18.76 64.77 0.00 --- --- PEAK	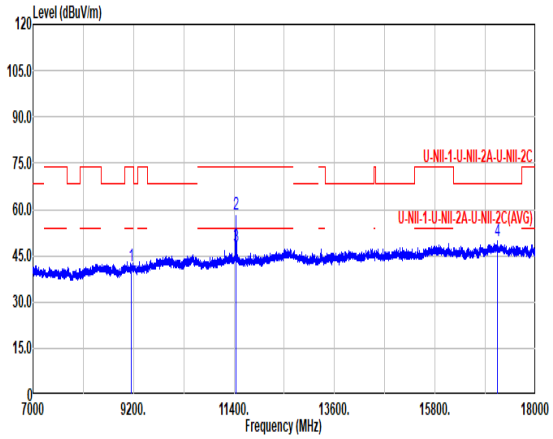 Freq Level Limit Line Over Limit Read Level Ant Factor Cable Loss Preamp Factor Aux Factor APos TPos Remark MHz dBuV/m dBuV/m dB dBuV dB/m dB dB dB cm deg 1 9152.00 41.81 74.00 -32.19 59.21 36.30 13.35 67.05 0.00 --- --- PEAK 2 11440.00 58.61 74.00 -15.39 72.14 38.14 15.00 66.67 0.00 117 353 PEAK 3 11440.00 47.94 54.00 -6.06 61.48 38.14 14.99 66.67 0.00 117 353 AVERAGE 4 17160.00 49.80 68.20 -18.40 54.80 41.00 18.76 64.76 0.00 --- --- PEAK

Mode	32	
	Harmonic	
	U-NII-2C_5.47-5.85_802.11ac VHT40_CH142_5710MHz	
ANT	6	
Pol.	Horizontal	Vertical
Peak Avg	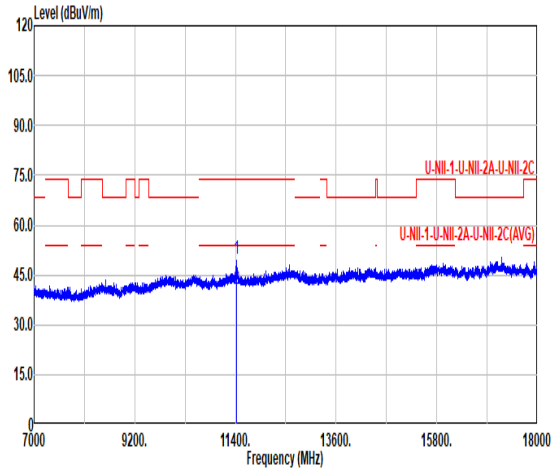 Freq Level Limit Line Over Limit Read Level Ant Factor Cable Loss Preamp Factor Aux Factor APos TPos Remark MHz dBuV/m dBuV/m dB dBuV dB/m dB dB dB cm deg 1 11420.00 49.99 74.00 -24.01 63.57 38.12 14.98 66.68 0.00 100 36 PEAK 2 11420.00 40.93 54.00 -13.07 54.51 38.12 14.98 66.68 0.00 100 36 AVERAGE	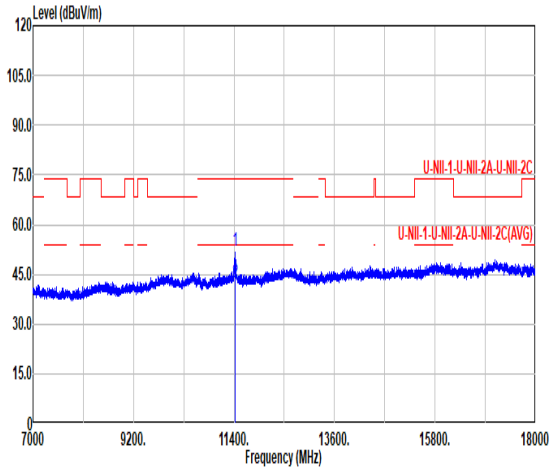 Freq Level Limit Line Over Limit Read Level Ant Factor Cable Loss Preamp Factor Aux Factor APos TPos Remark MHz dBuV/m dBuV/m dB dBuV dB/m dB dB dB cm deg 1 11420.00 52.06 74.00 -21.94 65.64 38.12 14.98 66.68 0.00 100 356 PEAK 2 11420.00 42.38 54.00 -11.62 55.96 38.12 14.98 66.68 0.00 100 356 AVERAGE

Mode	33	
	Harmonic	
	U-NII-2C_5.47-5.85_802.11ac VHT80_CH138_5690MHz	
ANT	6	
Pol.	Horizontal	Vertical
Peak Avg	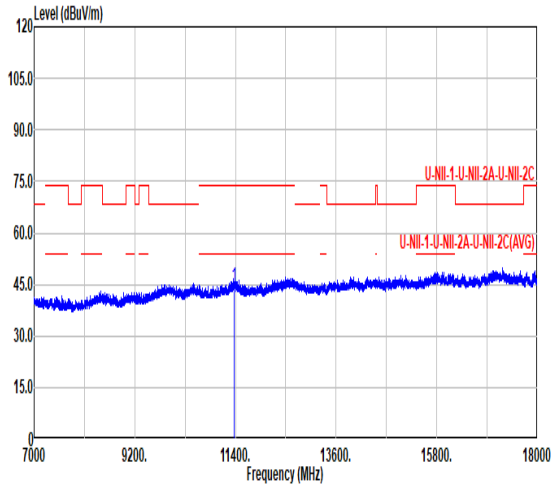 Freq Level Limit Line Over Limit Read Level Ant Factor Cable Loss Preamp Factor Aux Factor APos TPos Remark MHz dBuV/m dBuV/m dB dBuV dB/m dB dB dB cm deg 1 11380.00 44.27 74.00 -29.73 57.95 38.08 14.94 66.70 0.00 --- --- PEAK	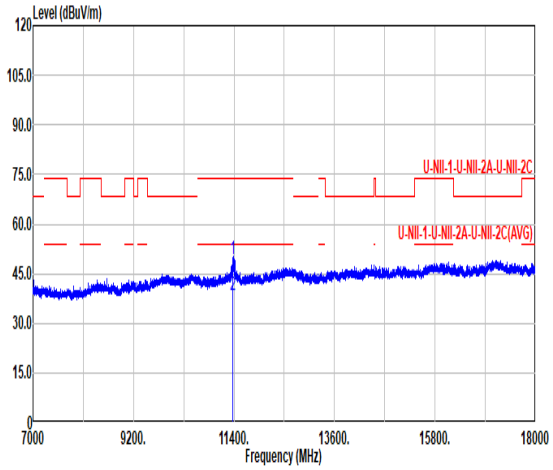 Freq Level Limit Line Over Limit Read Level Ant Factor Cable Loss Preamp Factor Aux Factor APos TPos Remark MHz dBuV/m dBuV/m dB dBuV dB/m dB dB dB cm deg 1 11380.00 49.38 74.00 -24.62 63.06 38.08 14.94 66.70 0.00 100 360 PEAK 2 11380.00 38.64 54.00 -15.36 52.32 38.08 14.94 66.70 0.00 100 360 AVERAGE

Mode	34	
	Band Edge	
	U-NII-3_5.725-5.85_802.11a_CH149_5745MHz	
ANT	6	
Pol.	Horizontal	Fundamental
Peak	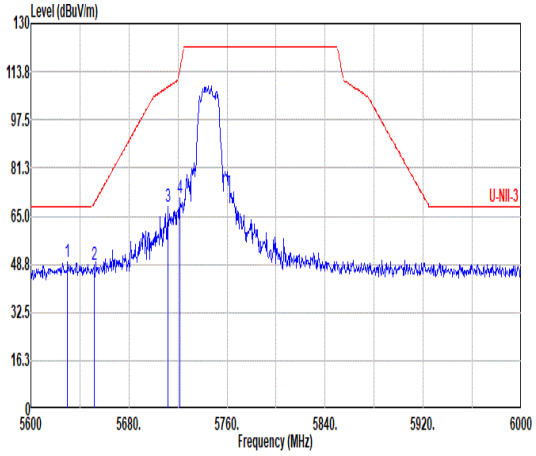 Freq Level Limit Line Over Limit Read Level Ant Factor Cable Loss Preamp Factor Aux Factor APos TPos Remark MHz dBuV/m dBuV/m dB dBuV dB/m dB dB dB cm deg 1 5630.00 49.70 68.20 -18.50 41.05 34.46 11.19 37.00 0.00 105 167 PEAK 2 5651.60 48.50 69.39 -20.89 39.73 34.50 11.22 36.95 0.00 105 167 PEAK 3 5711.60 68.01 108.55 -40.54 59.02 34.50 11.31 36.82 0.00 105 167 PEAK 4 5721.20 70.90 113.64 -42.74 61.89 34.50 11.32 36.81 0.00 105 167 PEAK	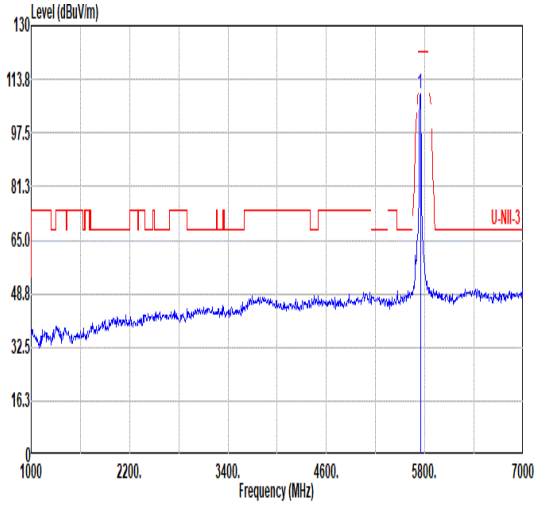 Freq Level Limit Line Over Limit Read Level Ant Factor Cable Loss Preamp Factor Aux Factor APos TPos Remark MHz dBuV/m dBuV/m dB dBuV dB/m dB dB dB cm deg 1 5745.00 109.60 ------ ------ 100.52 34.50 11.36 36.78 0.00 105 167 PEAK
Avg	Blank	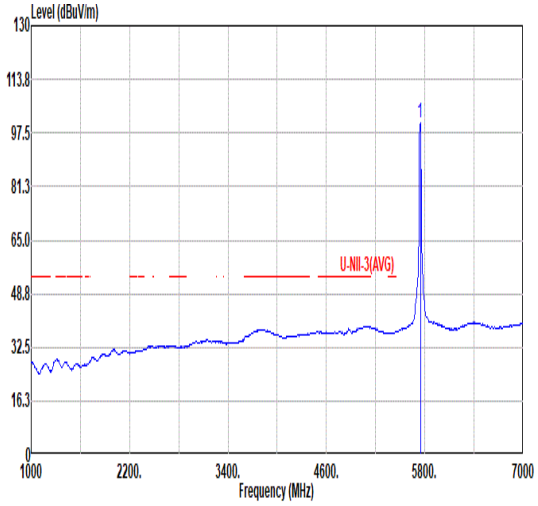 Freq Level Limit Line Over Limit Read Level Ant Factor Cable Loss Preamp Factor Aux Factor APos TPos Remark MHz dBuV/m dBuV/m dB dBuV dB/m dB dB dB cm deg 1 5745.00 100.75 ------ ------ 91.67 34.50 11.36 36.78 0.00 105 167 AVERAGE

Mode	34	
	Band Edge	
	U-NII-3_5.725-5.85_802.11a_CH149_5745MHz	
ANT	6	
Pol.	Vertical	Fundamental
Peak	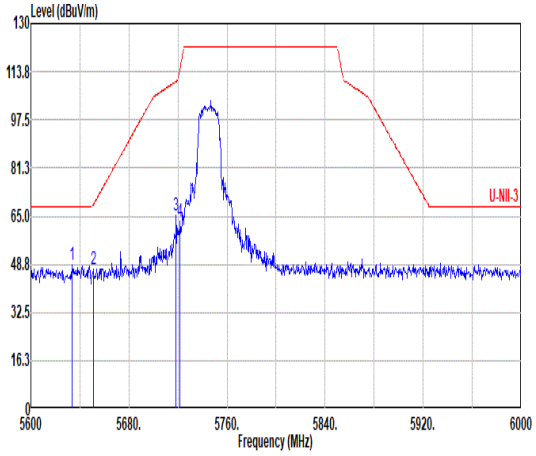 Freq Level Limit Line Over Limit Read Level Ant Factor Cable Loss Preamp Factor Aux Factor APos TPos Remark MHz dBuV/m dBuV/m dB dBuV dB/m dB dB dB cm deg 1 5633.60 48.67 68.20 -19.53 39.99 34.47 11.20 36.99 0.00 369 270 PEAK 2 5650.80 46.91 68.80 -21.89 38.14 34.50 11.22 36.95 0.00 369 270 PEAK 3 5718.40 65.02 110.45 -45.43 56.01 34.50 11.32 36.81 0.00 369 270 PEAK 4 5721.60 63.43 114.55 -51.12 54.42 34.50 11.32 36.81 0.00 369 270 PEAK	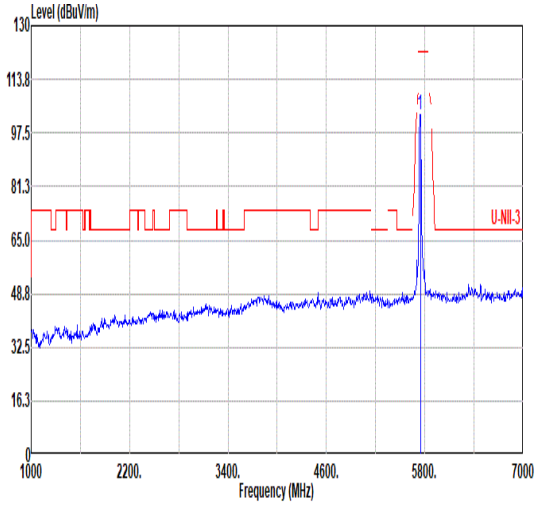 Freq Level Limit Line Over Limit Read Level Ant Factor Cable Loss Preamp Factor Aux Factor APos TPos Remark MHz dBuV/m dBuV/m dB dBuV dB/m dB dB dB cm deg 1 5745.00 103.13 ------ ------ 94.05 34.50 11.36 36.78 0.00 369 270 PEAK
Avg	Blank	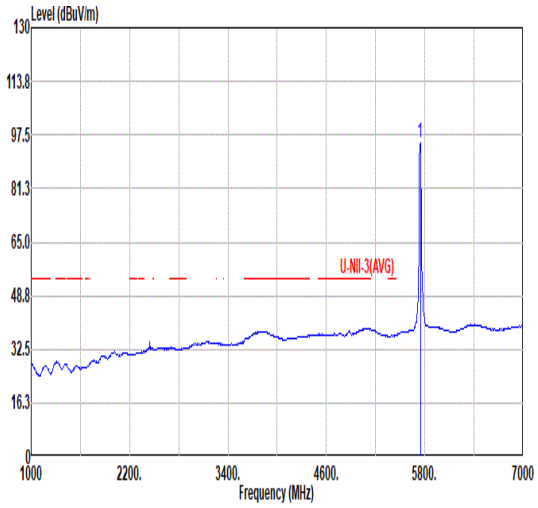 Freq Level Limit Line Over Limit Read Level Ant Factor Cable Loss Preamp Factor Aux Factor APos TPos Remark MHz dBuV/m dBuV/m dB dBuV dB/m dB dB dB cm deg 1 5745.00 94.97 ------ ------ 85.89 34.50 11.36 36.78 0.00 369 270 AVERAGE

Mode	34	
	Harmonic	
	U-NII-3_5.725-5.85_802.11a_CH149_5745MHz	
ANT	6	
Pol.	Horizontal	Vertical
Peak Avg	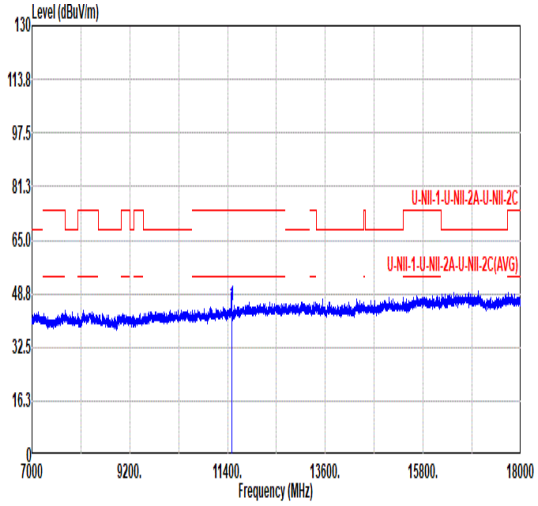 Freq Level Limit Line Over Limit Read Level Ant Factor Cable Loss Preamp Factor Aux Factor APos TPos Remark MHz dBuV/m dBuV/m dB dBuV dB/m dB dB dB cm deg 1 11490.00 45.35 74.00 -28.65 57.52 38.09 16.12 66.38 0.00 --- --- PEAK	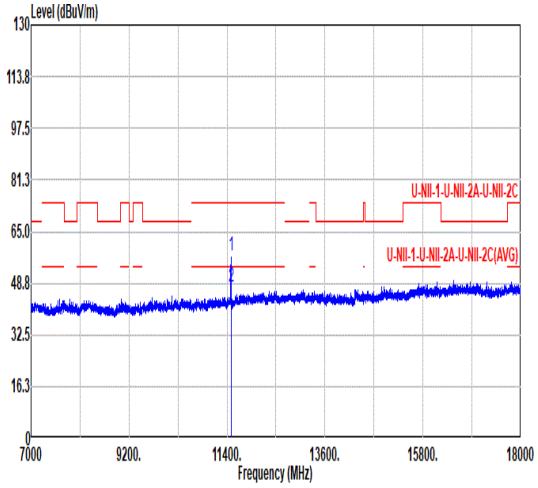 Freq Level Limit Line Over Limit Read Level Ant Factor Cable Loss Preamp Factor Aux Factor APos TPos Remark MHz dBuV/m dBuV/m dB dBuV dB/m dB dB dB cm deg 1 11490.00 57.46 74.00 -16.54 69.63 38.09 16.12 66.38 0.00 300 192 PEAK 2 11490.00 47.70 54.00 -6.30 59.87 38.09 16.12 66.38 0.00 300 192 AVERAGE

Mode	34	
	18G-40G	
	U-NII-3_5.725-5.85_802.11a_CH149_5745MHz	
ANT	6	
Pol.	Horizontal	Vertical
Peak Avg	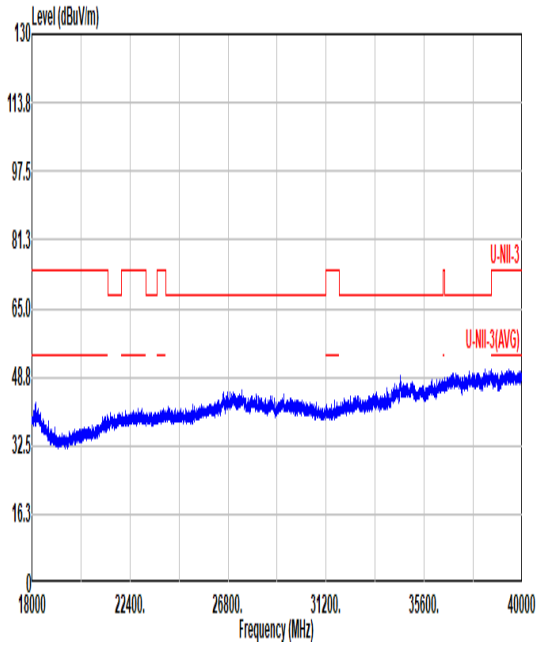	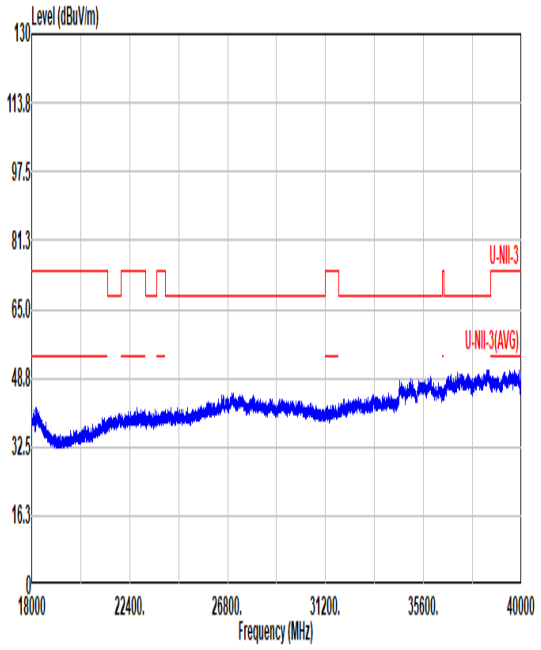

Mode	34	
	30M-1G	
	U-NII-3_5.725-5.85_802.11a_CH149_5745MHz	
ANT	6	
Pol.	Horizontal	Vertical
Peak	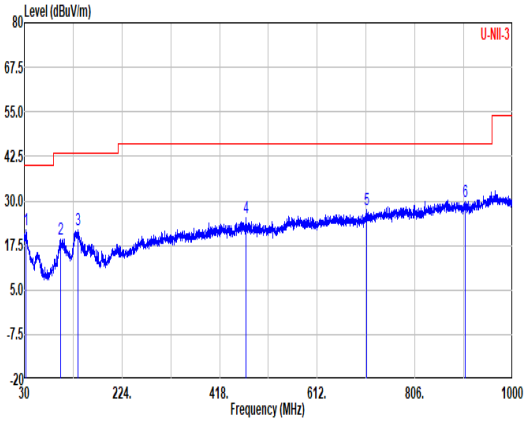	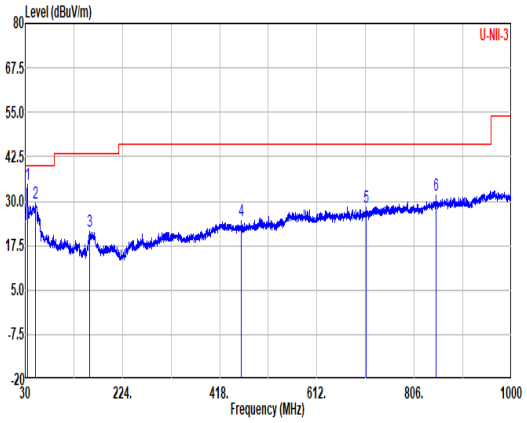

Horizontal:

	Freq	Level	Limit Line	Over Limit	Read Level	Ant Factor	Cable Loss	Preamp Factor	Aux Factor	APos	TPos	Remark
	MHz	dBuV/m	dBuV/m	dB	dBuV	dB/m	dB	dB	dB	cm	deg	
1	32.43	21.75	40.00	-18.25	29.58	23.73	0.50	32.06	0.00	---	---	Peak
2	102.27	19.31	43.50	-24.19	33.59	16.33	1.42	32.03	0.00	---	---	Peak
3	137.19	21.90	43.50	-21.60	34.80	17.50	1.63	32.03	0.00	---	---	Peak
4	471.11	25.34	46.00	-20.66	31.07	23.43	3.06	32.22	0.00	---	---	Peak
5	709.49	27.46	46.00	-18.54	29.29	26.73	3.75	32.31	0.00	---	---	Peak
6	905.67	29.64	46.00	-16.36	27.39	29.31	4.26	31.32	0.00	---	---	Peak

Vertical:

	Freq	Level	Limit Line	Over Limit	Read Level	Ant Factor	Cable Loss	Preamp Factor	Aux Factor	APos	TPos	Remark
	MHz	dBuV/m	dBuV/m	dB	dBuV	dB/m	dB	dB	dB	cm	deg	
1	34.12	34.58	40.00	-5.42	43.19	22.91	0.53	32.05	0.00	---	---	Peak
2	50.13	29.25	40.00	-10.75	46.23	14.38	0.74	32.10	0.00	---	---	Peak
3	159.25	21.33	43.50	-22.17	35.27	16.35	1.75	32.04	0.00	---	---	Peak
4	461.65	24.68	46.00	-21.32	30.61	23.25	3.03	32.21	0.00	---	---	Peak
5	709.49	28.35	46.00	-17.65	30.18	26.73	3.75	32.31	0.00	---	---	Peak
6	848.92	31.76	46.00	-14.24	30.17	29.17	4.12	31.70	0.00	---	---	Peak

Mode	35	
	Harmonic	
	U-NII-3_5.725-5.85_802.11a_CH157_5785MHz	
ANT	6	
Pol.	Horizontal	Vertical
Peak Avg	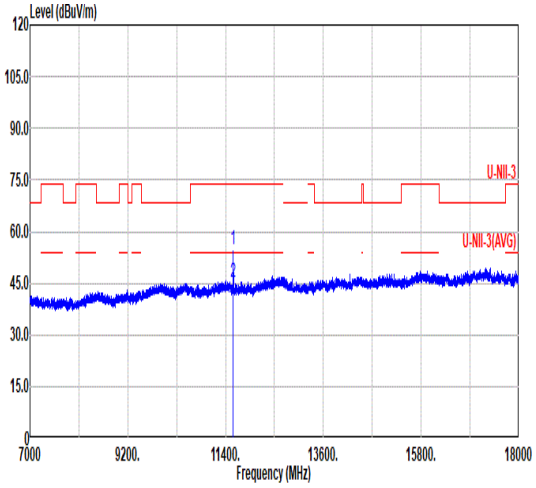 Freq Level Limit Line Over Limit Read Level Ant Factor Cable Loss Preamp Factor Aux Factor APos TPos Remark MHz dBuV/m dBuV/m dB dBuV dB/m dB dB dB cm deg 1 11570.00 54.99 74.00 -19.01 68.18 38.27 15.11 66.57 0.00 100 38 PEAK 2 11570.00 45.17 54.00 -8.83 58.36 38.27 15.11 66.57 0.00 100 38 AVERAGE	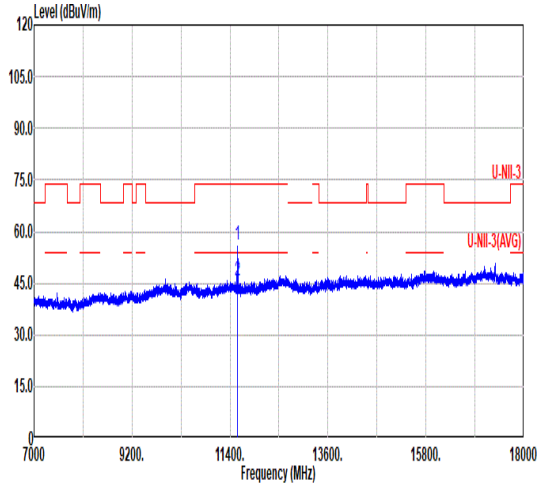 Freq Level Limit Line Over Limit Read Level Ant Factor Cable Loss Preamp Factor Aux Factor APos TPos Remark MHz dBuV/m dBuV/m dB dBuV dB/m dB dB dB cm deg 1 11570.00 56.15 74.00 -17.85 69.34 38.27 15.11 66.57 0.00 100 1 PEAK 2 11570.00 45.67 54.00 -8.33 58.86 38.27 15.11 66.57 0.00 100 1 AVERAGE

Mode	36	
	Band Edge	
	U-NII-3_5.725-5.85_802.11a_CH165_5825MHz	
ANT	6	
Pol.	Horizontal	Fundamental
Peak	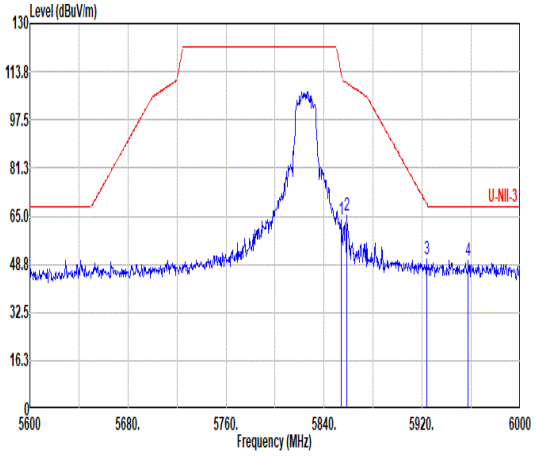 Freq Level Limit Line Over Limit Read Level Ant Factor Cable Loss Preamp Factor Aux Factor APos TPos Remark MHz dBuV/m dBuV/m dB dBuV dB/m dB dB dB cm deg 1 5854.00 63.62 113.18 -49.56 54.20 34.82 11.49 36.89 0.00 100 168 PEAK 2 5858.40 65.14 109.95 -44.81 55.70 34.85 11.50 36.91 0.00 100 168 PEAK 3 5923.60 50.41 69.23 -18.82 40.75 35.10 11.55 36.99 0.00 100 168 PEAK 4 5957.60 50.27 68.20 -17.93 40.49 35.12 11.58 36.92 0.00 100 168 PEAK	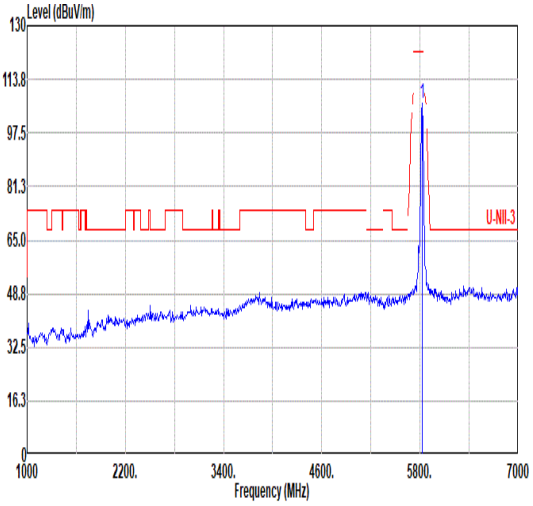 Freq Level Limit Line Over Limit Read Level Ant Factor Cable Loss Preamp Factor Aux Factor APos TPos Remark MHz dBuV/m dBuV/m dB dBuV dB/m dB dB dB cm deg 1 5825.00 106.69 ------ ------ 97.27 34.75 11.47 36.80 0.00 100 168 PEAK
Avg	Blank	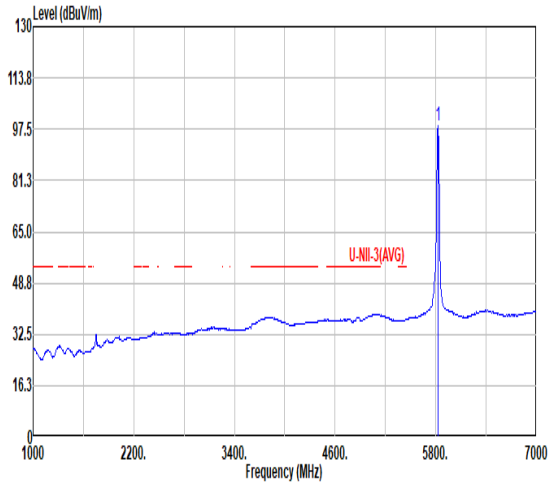 Freq Level Limit Line Over Limit Read Level Ant Factor Cable Loss Preamp Factor Aux Factor APos TPos Remark MHz dBuV/m dBuV/m dB dBuV dB/m dB dB dB cm deg 1 5825.00 98.42 ------ ------ 89.00 34.75 11.47 36.80 0.00 100 168 AVERAGE

Mode	36	
	Band Edge	
	U-NII-3_5.725-5.85_802.11a_CH165_5825MHz	
ANT	6	
Pol.	Vertical	Fundamental
Peak	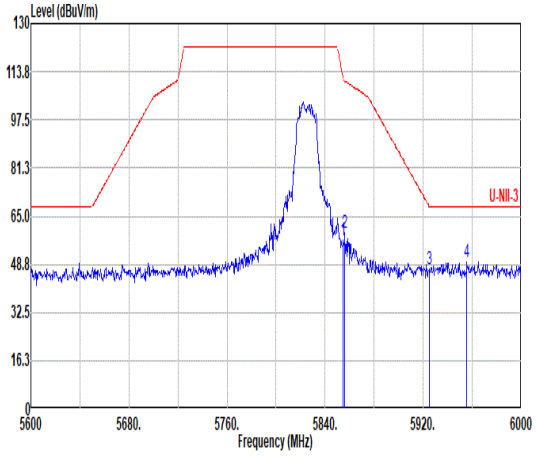 Freq Level Limit Line Over Limit Read Level Ant Factor Cable Loss Preamp Factor Aux Factor APos TPos Remark MHz dBuV/m dBuV/m dB dBuV dB/m dB dB dB cm deg 1 5854.80 56.83 111.36 -54.53 47.41 34.83 11.49 36.90 0.00 276 256 PEAK 2 5856.00 59.45 110.62 -51.17 50.02 34.84 11.49 36.90 0.00 276 256 PEAK 3 5924.80 47.13 68.35 -21.22 37.47 35.10 11.55 36.99 0.00 276 256 PEAK 4 5955.60 49.70 68.20 -18.50 39.94 35.11 11.57 36.92 0.00 276 256 PEAK	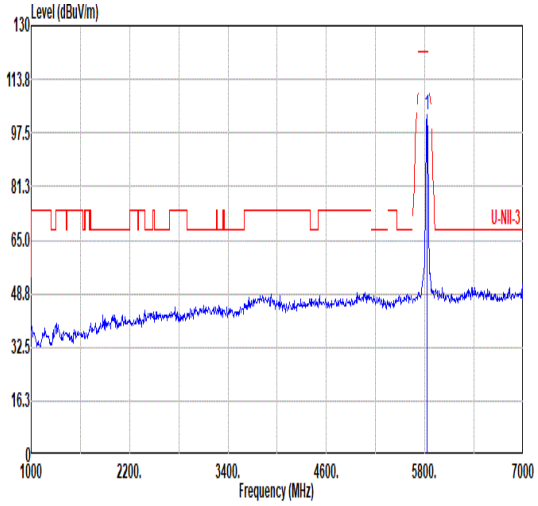 Freq Level Limit Line Over Limit Read Level Ant Factor Cable Loss Preamp Factor Aux Factor APos TPos Remark MHz dBuV/m dBuV/m dB dBuV dB/m dB dB dB cm deg 1 5825.00 102.84 ------ ------ 93.43 34.76 11.47 36.82 0.00 276 256 PEAK
Avg	Blank	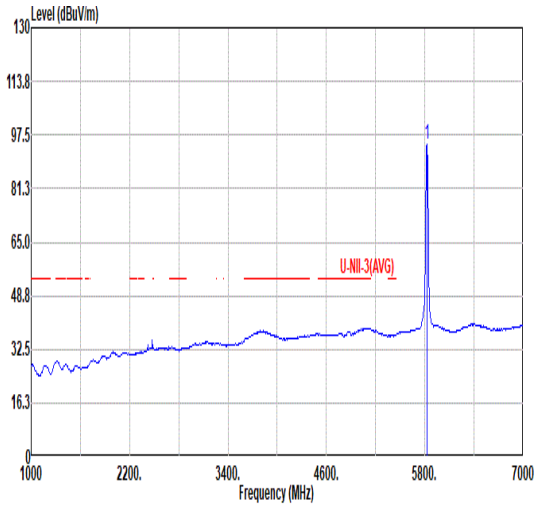 Freq Level Limit Line Over Limit Read Level Ant Factor Cable Loss Preamp Factor Aux Factor APos TPos Remark MHz dBuV/m dBuV/m dB dBuV dB/m dB dB dB cm deg 1 5825.00 94.88 ------ ------ 85.46 34.75 11.47 36.80 0.00 276 256 AVERAGE

Mode	36	
	Harmonic	
	U-NII-3_5.725-5.85_802.11a_CH165_5825MHz	
ANT	6	
Pol.	Horizontal	Vertical
Peak Avg	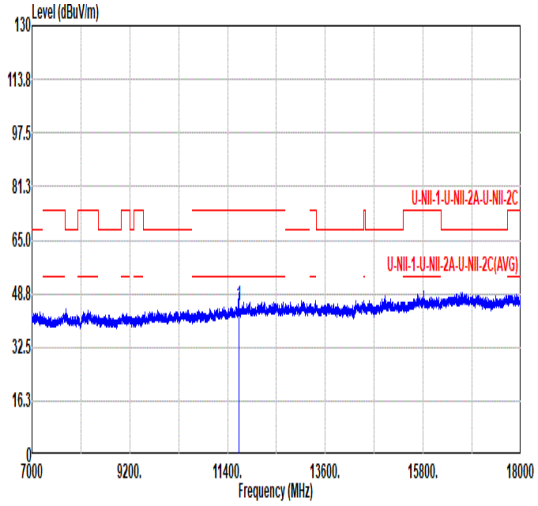 Freq Level Limit Line Over Limit Read Level Ant Factor Cable Loss Preamp Factor Aux Factor APos TPos Remark MHz dBuV/m dBuV/m dB dBuV dB/m dB dB dB cm deg 1 11650.00 45.22 74.00 -28.78 57.03 38.30 16.23 66.34 0.00 --- --- PEAK	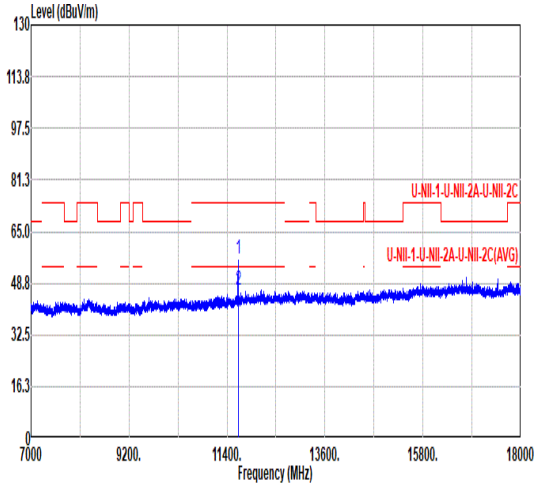 Freq Level Limit Line Over Limit Read Level Ant Factor Cable Loss Preamp Factor Aux Factor APos TPos Remark MHz dBuV/m dBuV/m dB dBuV dB/m dB dB dB cm deg 1 11650.00 56.36 74.00 -17.64 68.17 38.30 16.23 66.34 0.00 365 194 PEAK 2 11650.00 46.80 54.00 -7.20 58.61 38.30 16.23 66.34 0.00 365 194 AVERAGE

Mode	37	
	Band Edge	
	U-NII-3_5.725-5.85_802.11ac VHT20_CH149_5745MHz	
ANT	6	
Pol.	Horizontal	Fundamental
Peak	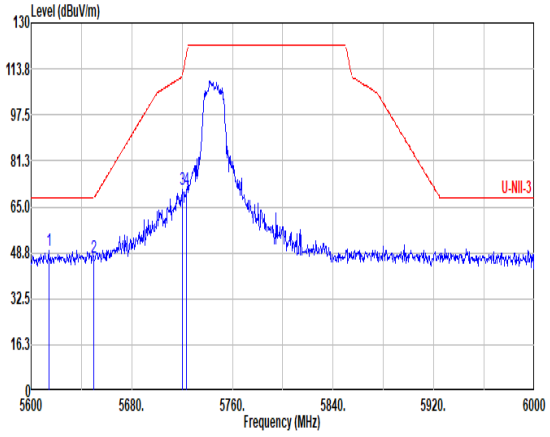 Freq Level Limit Line Over Limit Read Level Ant Factor Cable Loss Preamp Factor Aux Factor APos TPos Remark MHz dBuV/m dBuV/m dB dBuV dB/m dB dB dB cm deg 1 5614.00 49.39 68.20 -18.81 40.83 34.43 11.17 37.04 0.00 103 166 PEAK 2 5650.00 47.30 68.20 -20.90 38.53 34.50 11.22 36.95 0.00 103 166 PEAK 3 5720.00 71.26 110.90 -39.64 62.25 34.50 11.32 36.81 0.00 103 166 PEAK 4 5723.60 70.99 119.11 -48.12 61.96 34.50 11.33 36.80 0.00 103 166 Peak	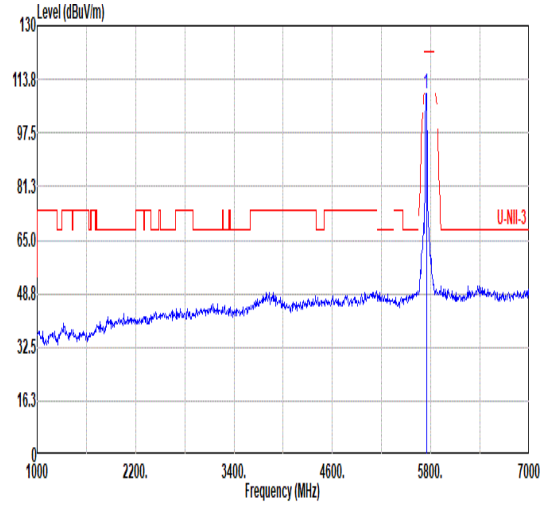 Freq Level Limit Line Over Limit Read Level Ant Factor Cable Loss Preamp Factor Aux Factor APos TPos Remark MHz dBuV/m dBuV/m dB dBuV dB/m dB dB dB cm deg 1 5745.00 109.46 ------ ------ 100.38 34.50 11.36 36.78 0.00 103 166 PEAK
Avg	Blank	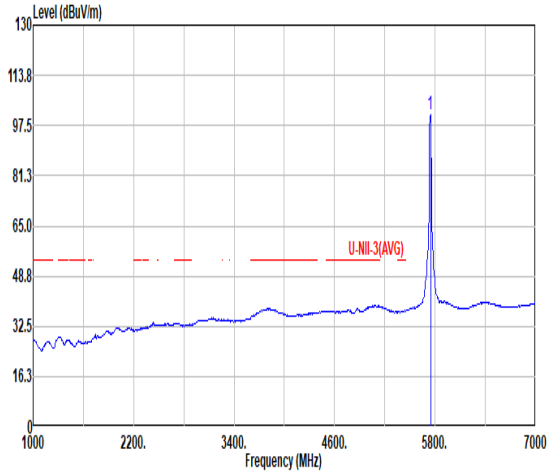 Freq Level Limit Line Over Limit Read Level Ant Factor Cable Loss Preamp Factor Aux Factor APos TPos Remark MHz dBuV/m dBuV/m dB dBuV dB/m dB dB dB cm deg 1 5745.00 101.11 ------ ------ 92.03 34.50 11.36 36.78 0.00 103 166 AVERAGE

Mode	37	
	Band Edge	
	U-NII-3_5.725-5.85_802.11ac VHT20_CH149_5745MHz	
ANT	6	
Pol.	Vertical	Fundamental
Peak	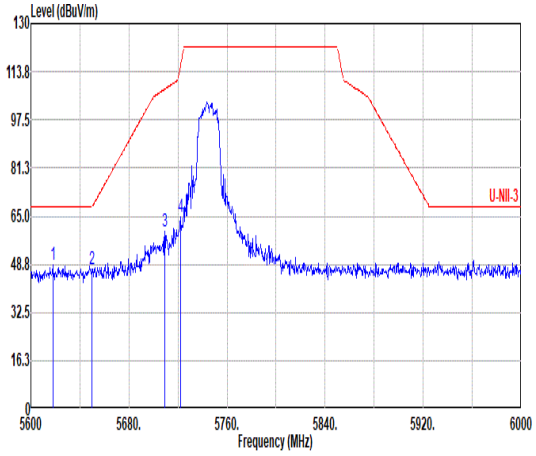 Freq Level Limit Line Over Limit Read Level Ant Factor Cable Loss Preamp Factor Aux Factor APos TPos Remark MHz dBuV/m dBuV/m dB dBuV dB/m dB dB dB cm deg 1 5618.00 48.73 68.20 -19.47 40.14 34.44 11.18 37.03 0.00 297 35 PEAK 2 5650.00 46.89 68.20 -21.31 38.12 34.50 11.22 36.95 0.00 297 35 PEAK 3 5709.20 60.08 107.88 -47.80 51.10 34.50 11.30 36.82 0.00 297 35 PEAK 4 5722.00 64.74 115.46 -50.72 55.72 34.50 11.33 36.81 0.00 297 35 PEAK	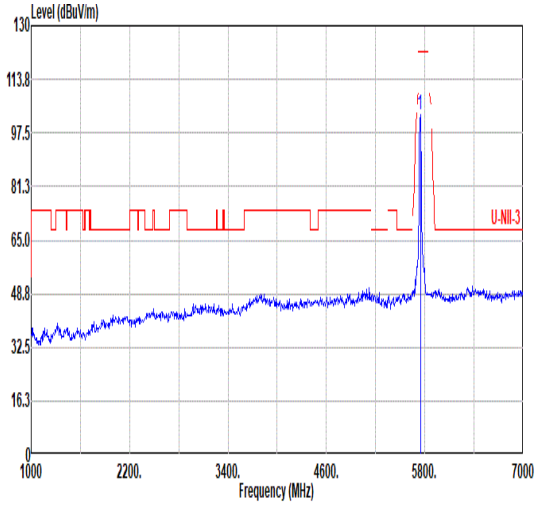 Freq Level Limit Line Over Limit Read Level Ant Factor Cable Loss Preamp Factor Aux Factor APos TPos Remark MHz dBuV/m dBuV/m dB dBuV dB/m dB dB dB cm deg 1 5745.00 102.95 ------ ------ 93.87 34.50 11.36 36.78 0.00 297 35 PEAK
Avg	Blank	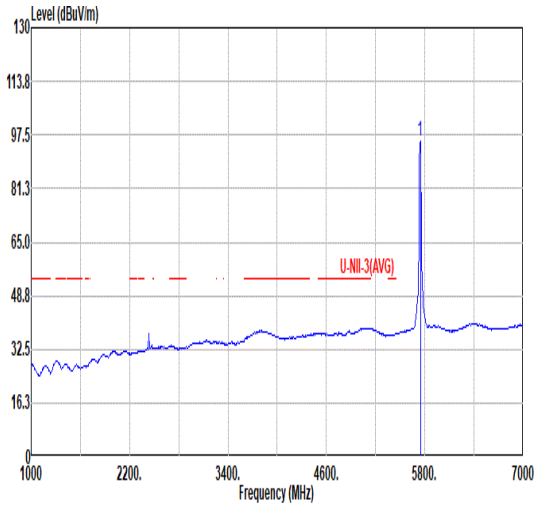 Freq Level Limit Line Over Limit Read Level Ant Factor Cable Loss Preamp Factor Aux Factor APos TPos Remark MHz dBuV/m dBuV/m dB dBuV dB/m dB dB dB cm deg 1 5745.00 95.52 ------ ------ 86.44 34.50 11.36 36.78 0.00 297 35 AVERAGE

Mode	37	
	Harmonic	
	U-NII-3_5.725-5.85_802.11ac VHT20_CH149_5745MHz	
ANT	6	
Pol.	Horizontal	Vertical
Peak Avg	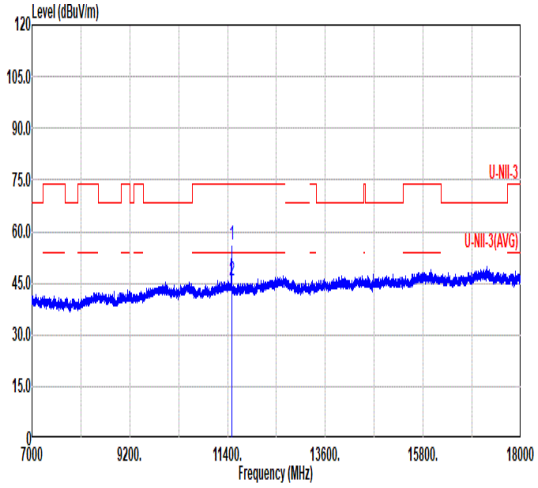 Freq Level Limit Line Over Limit Read Level Ant Factor Cable Loss Preamp Factor Aux Factor APos TPos Remark MHz dBuV/m dBuV/m dB dBuV dB/m dB dB dB cm deg 1 11490.00 56.02 74.00 -17.98 69.44 38.19 15.04 66.65 0.00 100 40 PEAK 2 11490.00 45.52 54.00 -8.48 58.94 38.19 15.04 66.65 0.00 100 40 AVERAGE	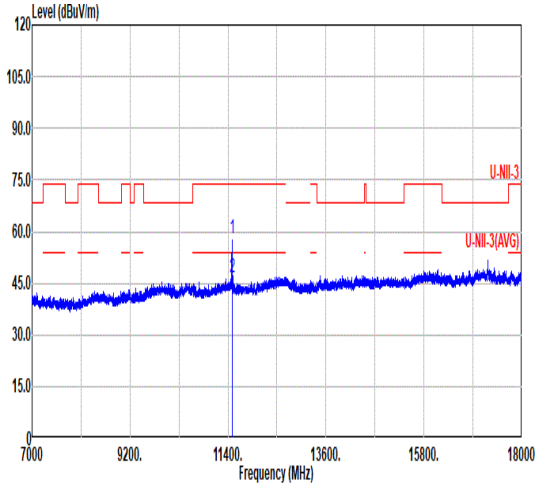 Freq Level Limit Line Over Limit Read Level Ant Factor Cable Loss Preamp Factor Aux Factor APos TPos Remark MHz dBuV/m dBuV/m dB dBuV dB/m dB dB dB cm deg 1 11490.00 57.84 74.00 -16.16 71.26 38.19 15.04 66.65 0.00 100 2 PEAK 2 11490.00 46.68 54.00 -7.32 60.09 38.19 15.04 66.64 0.00 100 2 AVERAGE

Mode	38	
	Harmonic	
	U-NII-3_5.725-5.85_802.11ac VHT20_CH157_5785MHz	
ANT	6	
Pol.	Horizontal	Vertical
Peak Avg	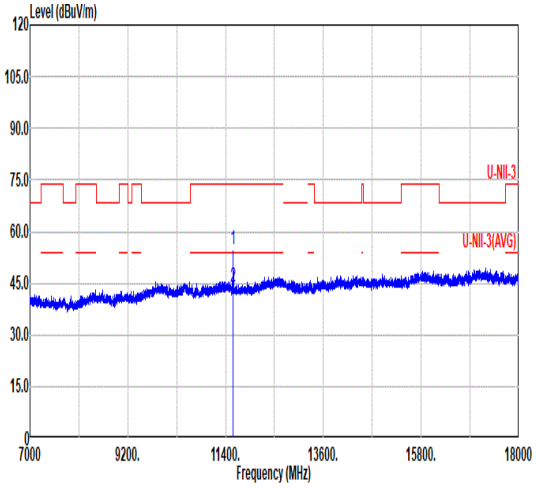 Freq Level Limit Line Over Limit Read Level Ant Factor Cable Loss Preamp Factor Aux Factor APos TPos Remark MHz dBuV/m dBuV/m dB dBuV dB/m dB dB dB cm deg 1 11570.00 54.72 74.00 -19.28 67.91 38.27 15.11 66.57 0.00 100 40 PEAK 2 11570.00 43.78 54.00 -10.22 56.97 38.27 15.11 66.57 0.00 100 40 AVERAGE	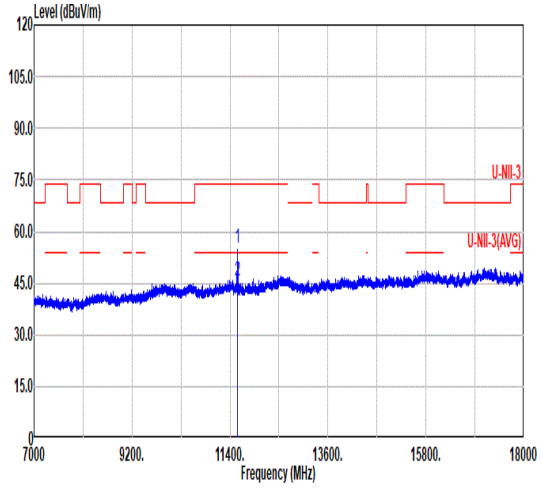 Freq Level Limit Line Over Limit Read Level Ant Factor Cable Loss Preamp Factor Aux Factor APos TPos Remark MHz dBuV/m dBuV/m dB dBuV dB/m dB dB dB cm deg 1 11570.00 55.18 74.00 -18.82 68.37 38.27 15.11 66.57 0.00 100 4 PEAK 2 11570.00 45.76 54.00 -8.24 58.95 38.27 15.11 66.57 0.00 100 4 AVERAGE

Mode	39	
	Band Edge	
	U-NII-3_5.725-5.85_802.11ac VHT20_CH165_5825MHz	
ANT	6	
Pol.	Horizontal	Fundamental
Peak	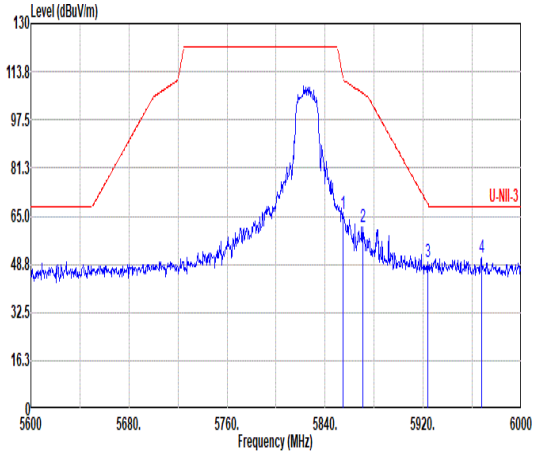 Freq Level Limit Line Over Limit Read Level Ant Factor Cable Loss Preamp Factor Aux Factor APos TPos Remark MHz dBuV/m dBuV/m dB dBuV dB/m dB dB dB cm deg 1 5854.80 65.65 111.36 -45.71 56.23 34.83 11.49 36.90 0.00 100 169 PEAK 2 5870.80 61.38 106.47 -45.09 51.90 34.92 11.51 36.95 0.00 100 169 PEAK 3 5924.00 49.68 68.94 -19.26 40.02 35.10 11.55 36.99 0.00 100 169 PEAK 4 5967.60 50.81 68.20 -17.39 40.99 35.14 11.58 36.90 0.00 100 169 PEAK	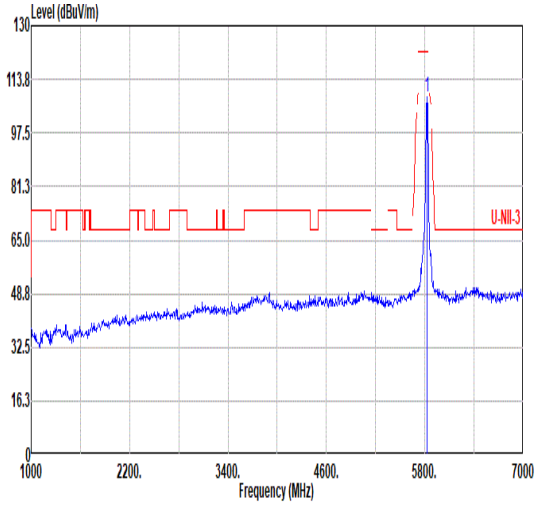 Freq Level Limit Line Over Limit Read Level Ant Factor Cable Loss Preamp Factor Aux Factor APos TPos Remark MHz dBuV/m dBuV/m dB dBuV dB/m dB dB dB cm deg 1 5825.00 108.57 ------ ------ 99.16 34.76 11.47 36.82 0.00 100 169 PEAK
Avg	Blank	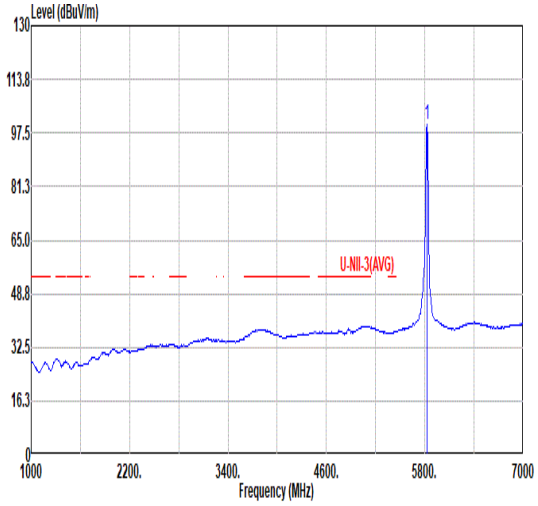 Freq Level Limit Line Over Limit Read Level Ant Factor Cable Loss Preamp Factor Aux Factor APos TPos Remark MHz dBuV/m dBuV/m dB dBuV dB/m dB dB dB cm deg 1 5825.00 100.11 ------ ------ 90.69 34.75 11.47 36.80 0.00 100 169 AVERAGE

Mode	39	
	Band Edge	
	U-NII-3_5.725-5.85_802.11ac VHT20_CH165_5825MHz	
ANT	6	
Pol.	Vertical	Fundamental
Peak	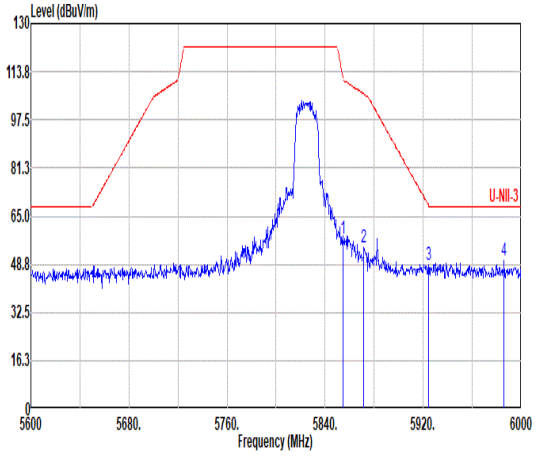 Freq Level Limit Line Over Limit Read Level Ant Factor Cable Loss Preamp Factor Aux Factor APos TPos Remark MHz dBuV/m dBuV/m dB dBuV dB/m dB dB dB cm deg 1 5854.80 57.61 111.36 -53.75 48.19 34.83 11.49 36.90 0.00 314 273 PEAK 2 5871.60 54.59 106.25 -51.66 45.10 34.93 11.51 36.95 0.00 314 273 PEAK 3 5924.40 48.42 68.64 -20.22 38.76 35.10 11.55 36.99 0.00 314 273 PEAK 4 5986.00 50.21 68.20 -17.99 40.30 35.17 11.60 36.86 0.00 314 273 PEAK	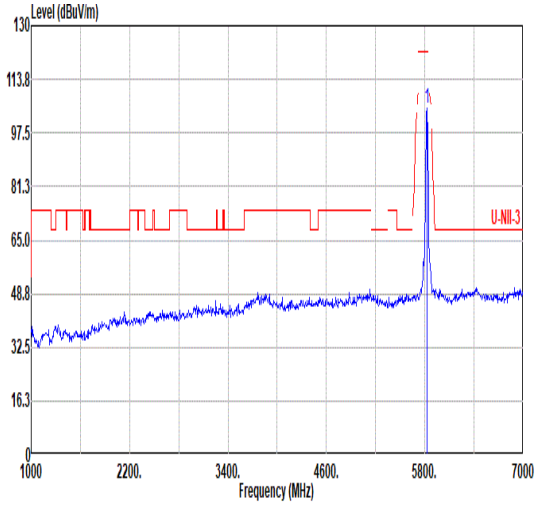 Freq Level Limit Line Over Limit Read Level Ant Factor Cable Loss Preamp Factor Aux Factor APos TPos Remark MHz dBuV/m dBuV/m dB dBuV dB/m dB dB dB cm deg 1 5825.00 105.15 ------ ------ 95.73 34.75 11.47 36.80 0.00 314 273 PEAK
Avg	Blank	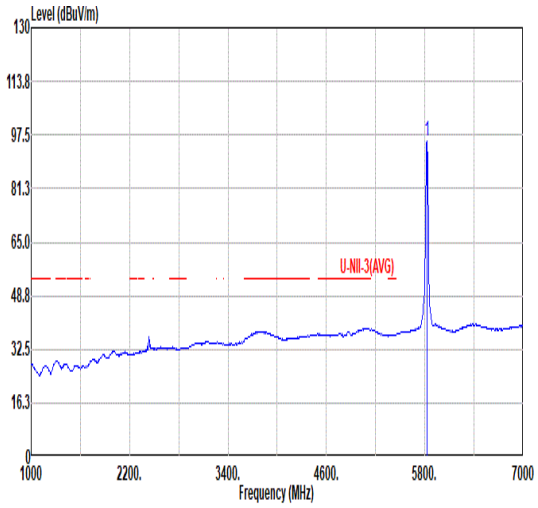 Freq Level Limit Line Over Limit Read Level Ant Factor Cable Loss Preamp Factor Aux Factor APos TPos Remark MHz dBuV/m dBuV/m dB dBuV dB/m dB dB dB cm deg 1 5825.00 95.89 ------ ------ 86.47 34.75 11.47 36.80 0.00 314 273 AVERAGE

Mode	39	
	Harmonic	
	U-NII-3_5.725-5.85_802.11ac VHT20_CH165_5825MHz	
ANT	6	
Pol.	Horizontal	Vertical
Peak Avg	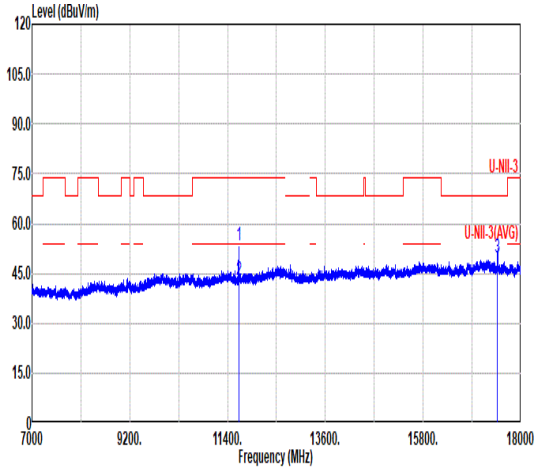 Freq Level Limit Line Over Limit Read Level Ant Factor Cable Loss Preamp Factor Aux Factor APos TPos Remark MHz dBuV/m dBuV/m dB dBuV dB/m dB dB dB cm deg 1 11650.00 53.46 74.00 -20.54 66.36 38.40 15.19 66.49 0.00 100 40 PEAK 2 11650.00 42.84 54.00 -11.16 55.75 38.40 15.18 66.49 0.00 100 40 AVERAGE 3 17475.00 49.99 68.20 -18.21 55.61 40.62 18.95 65.19 0.00 --- --- PEAK	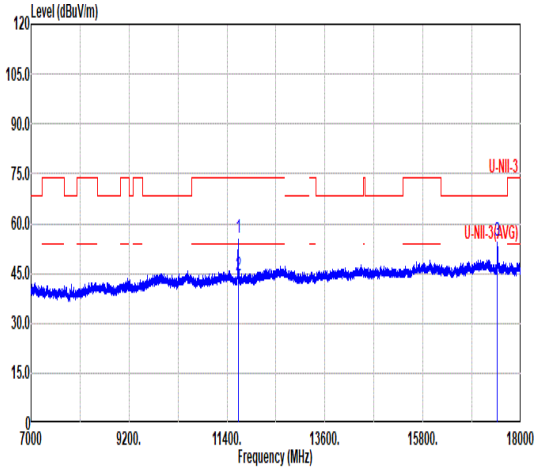 Freq Level Limit Line Over Limit Read Level Ant Factor Cable Loss Preamp Factor Aux Factor APos TPos Remark MHz dBuV/m dBuV/m dB dBuV dB/m dB dB dB cm deg 1 11650.00 55.60 74.00 -18.40 68.50 38.40 15.19 66.49 0.00 128 1 PEAK 2 11650.00 44.28 54.00 -9.72 57.19 38.40 15.18 66.49 0.00 128 1 AVERAGE 3 17475.00 54.82 68.20 -13.38 60.43 40.63 18.94 65.18 0.00 100 12 PEAK

Mode	40	
	Band Edge - L	
	U-NII-3_5.725-5.85_802.11ac VHT40_CH151_5755MHz	
ANT	6	
Pol.	Horizontal	Fundamental
Peak	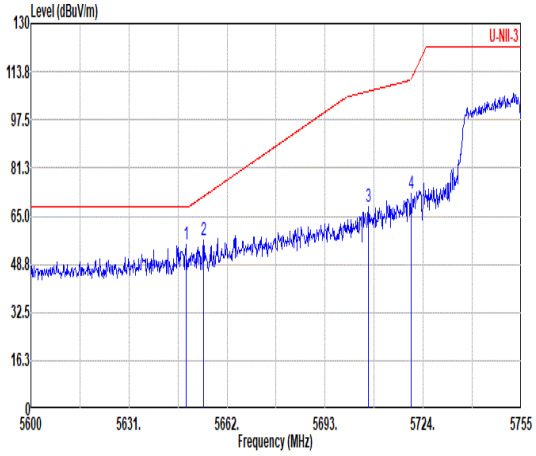 Freq Level Limit Line Over Limit Read Level Ant Factor Cable Loss Preamp Factor Aux Factor APos TPos Remark MHz dBuV/m dBuV/m dB dBuV dB/m dB dB dB cm deg 1 5648.98 55.37 68.20 -12.83 46.60 34.50 11.22 36.95 0.00 108 171 PEAK 2 5654.56 57.03 71.60 -14.57 48.24 34.50 11.23 36.94 0.00 108 171 PEAK 3 5706.80 68.40 107.20 -38.80 59.42 34.50 11.30 36.82 0.00 108 171 PEAK 4 5720.13 72.52 111.19 -38.67 63.51 34.50 11.32 36.81 0.00 108 171 PEAK	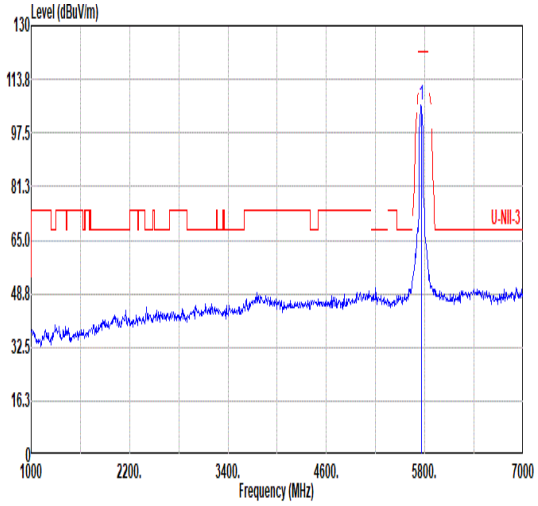 Freq Level Limit Line Over Limit Read Level Ant Factor Cable Loss Preamp Factor Aux Factor APos TPos Remark MHz dBuV/m dBuV/m dB dBuV dB/m dB dB dB cm deg 1 5755.00 105.75 ------ ------ 96.64 34.51 11.37 36.77 0.00 108 171 PEAK
Avg	Blank	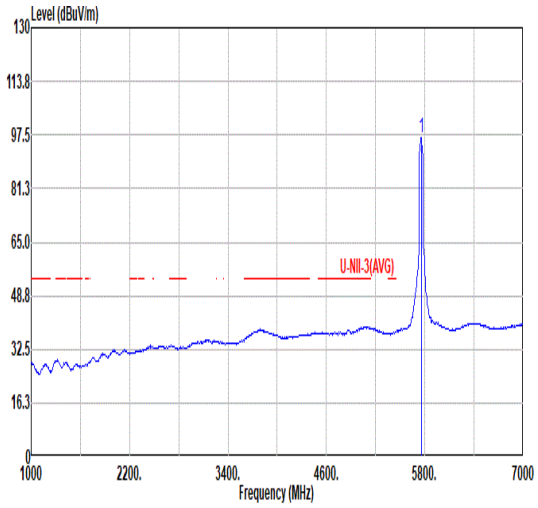 Freq Level Limit Line Over Limit Read Level Ant Factor Cable Loss Preamp Factor Aux Factor APos TPos Remark MHz dBuV/m dBuV/m dB dBuV dB/m dB dB dB cm deg 1 5755.00 96.79 ------ ------ 87.68 34.51 11.37 36.77 0.00 108 171 AVERAGE

Mode	40	
	Band Edge - R	
	U-NII-3_5.725-5.85_802.11ac VHT40_CH151_5755MHz	
ANT	6	
Pol.	Horizontal	Fundamental
Peak	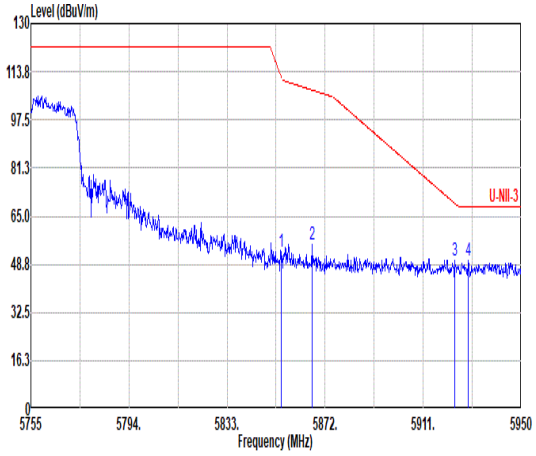 Freq Level Limit Line Over Limit Read Level Ant Factor Cable Loss Preamp Factor Aux Factor APos TPos Remark MHz dBuV/m dBuV/m dB dBuV dB/m dB dB dB cm deg 1 5854.45 53.14 112.15 -59.01 43.71 34.83 11.49 36.89 0.00 108 171 PEAK 2 5866.74 55.59 107.61 -52.02 46.12 34.90 11.50 36.93 0.00 108 171 PEAK 3 5923.48 49.80 69.32 -19.52 40.14 35.10 11.55 36.99 0.00 108 171 PEAK 4 5928.94 49.85 68.20 -18.35 40.18 35.10 11.55 36.98 0.00 108 171 PEAK	Blank

Mode	40	
	Band Edge - L	
	U-NII-3_5.725-5.85_802.11ac VHT40_CH151_5755MHz	
ANT	6	
Pol.	Vertical	Fundamental
Peak	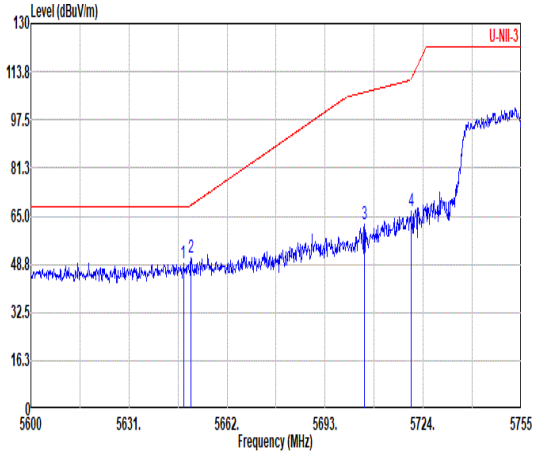 Freq Level Limit Line Over Limit Read Level Ant Factor Cable Loss Preamp Factor Aux Factor APos TPos Remark MHz dBuV/m dBuV/m dB dBuV dB/m dB dB dB cm deg 1 5648.21 49.18 68.20 -19.02 40.41 34.50 11.22 36.95 0.00 278 261 PEAK 2 5650.53 51.19 68.59 -17.40 42.42 34.50 11.22 36.95 0.00 278 261 PEAK 3 5705.40 62.08 106.81 -44.73 53.10 34.50 11.30 36.82 0.00 278 261 PEAK 4 5720.13 66.87 111.19 -44.32 57.86 34.50 11.32 36.81 0.00 278 261 PEAK	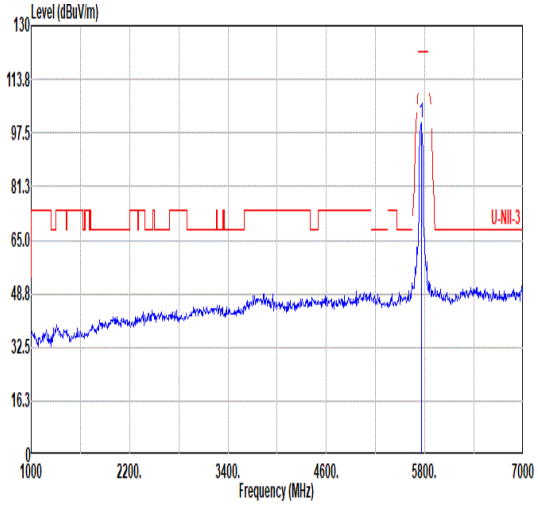 Freq Level Limit Line Over Limit Read Level Ant Factor Cable Loss Preamp Factor Aux Factor APos TPos Remark MHz dBuV/m dBuV/m dB dBuV dB/m dB dB dB cm deg 1 5755.00 100.59 ------ ------ 91.45 34.53 11.38 36.77 0.00 278 261 PEAK
Avg	Blank	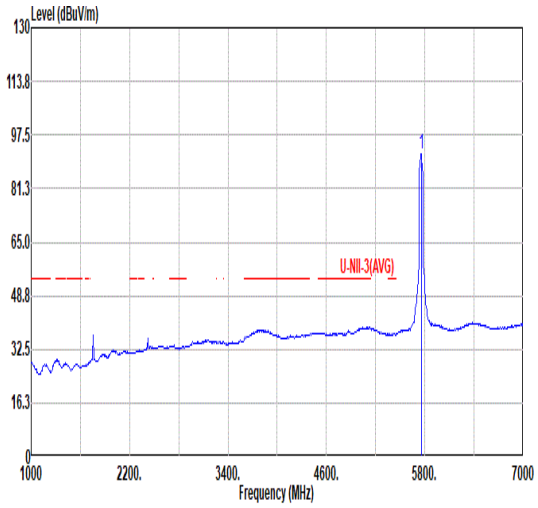 Freq Level Limit Line Over Limit Read Level Ant Factor Cable Loss Preamp Factor Aux Factor APos TPos Remark MHz dBuV/m dBuV/m dB dBuV dB/m dB dB dB cm deg 1 5755.00 91.90 ------ ------ 82.79 34.51 11.37 36.77 0.00 278 261 AVERAGE

Mode	40	
	Band Edge - R	
	U-NII-3_5.725-5.85_802.11ac VHT40_CH151_5755MHz	
ANT	6	
Pol.	Vertical	Fundamental
Peak	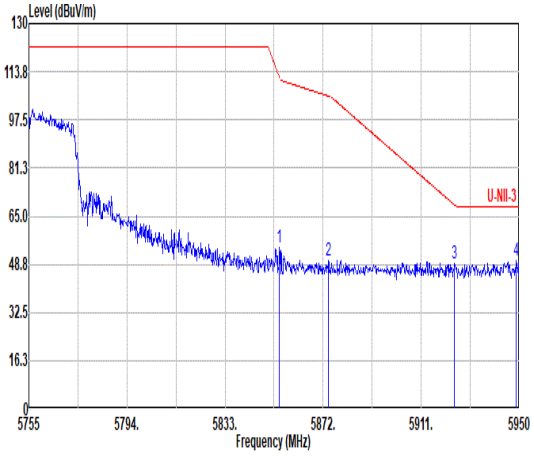 Freq / Level / Limit Line / Over Limit / Read Level / Ant Factor / Cable Loss / Preamp Factor / Aux Factor / APos / TPos / Remark MHz / dBuV/m / dBuV/m / dB / dBuV / dB/m / dB / dB / dB / cm / deg 1 5854.65 54.26 111.71 -57.45 44.83 34.83 11.49 36.89 0.00 278 261 PEAK 2 5874.15 50.02 105.54 -55.52 40.53 34.94 11.51 36.96 0.00 278 261 PEAK 3 5924.26 49.18 68.75 -19.57 39.52 35.10 11.55 36.99 0.00 278 261 PEAK 4 5948.83 49.85 68.20 -18.35 40.12 35.10 11.57 36.94 0.00 278 261 PEAK	Blank

Mode	40	
	Harmonic	
	U-NII-3_5.725-5.85_802.11ac VHT40_CH151_5755MHz	
ANT	6	
Pol.	Horizontal	Vertical
Peak Avg	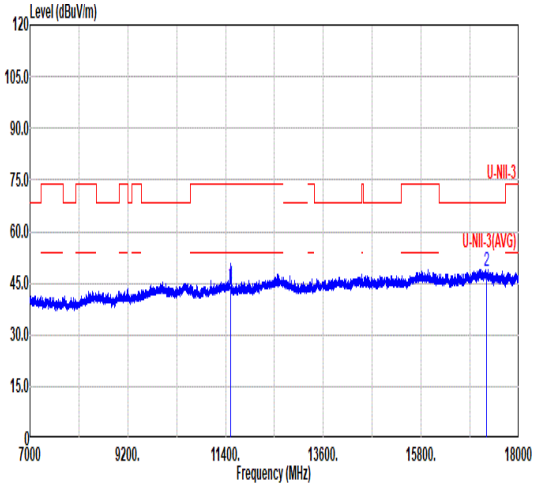 Freq Level Limit Line Over Limit Read Level Ant Factor Cable Loss Preamp Factor Aux Factor APos TPos Remark MHz dBuV/m dBuV/m dB dBuV dB/m dB dB dB cm deg 1 11510.00 44.24 74.00 -29.76 57.60 38.21 15.06 66.63 0.00 --- --- PEAK 2 17265.00 48.44 68.20 -19.76 53.67 40.85 18.82 64.90 0.00 --- --- PEAK	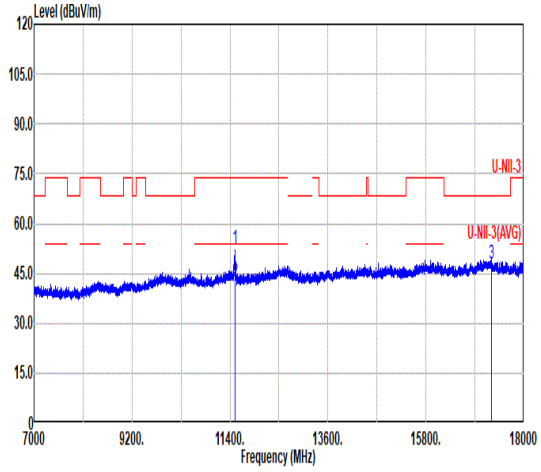 Freq Level Limit Line Over Limit Read Level Ant Factor Cable Loss Preamp Factor Aux Factor APos TPos Remark MHz dBuV/m dBuV/m dB dBuV dB/m dB dB dB cm deg 1 11510.00 52.60 74.00 -21.40 65.96 38.21 15.06 66.63 0.00 100 5 PEAK 2 11510.00 42.78 54.00 -11.22 56.14 38.21 15.06 66.63 0.00 100 5 AVERAGE 3 17265.00 47.87 68.20 -20.33 53.15 40.82 18.83 64.93 0.00 --- --- PEAK

Mode	41	
	Band Edge - L	
	U-NII-3_5.725-5.85_802.11ac VHT40_CH159_5795MHz	
ANT	6	
Pol.	Horizontal	Fundamental
Peak	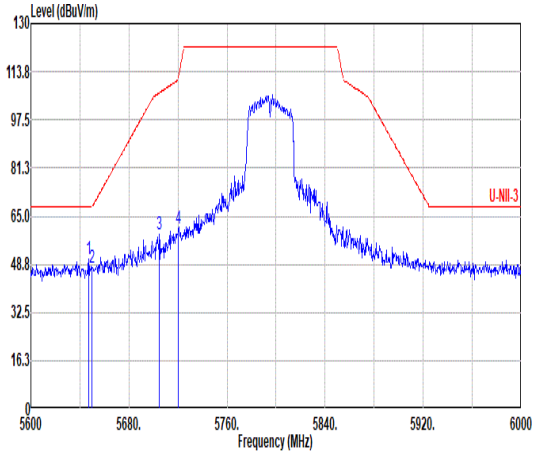 Freq Level Limit Line Over Limit Read Level Ant Factor Cable Loss Preamp Factor Aux Factor APos TPos Remark MHz dBuV/m dBuV/m dB dBuV dB/m dB dB dB cm deg 1 5647.20 50.31 68.20 -17.89 41.56 34.49 11.22 36.96 0.00 104 167 PEAK 2 5650.00 47.47 68.20 -20.73 38.70 34.50 11.22 36.95 0.00 104 167 PEAK 3 5704.80 58.67 106.65 -47.98 49.69 34.50 11.30 36.82 0.00 104 167 PEAK 4 5720.40 60.77 111.81 -51.04 51.76 34.50 11.32 36.81 0.00 104 167 PEAK	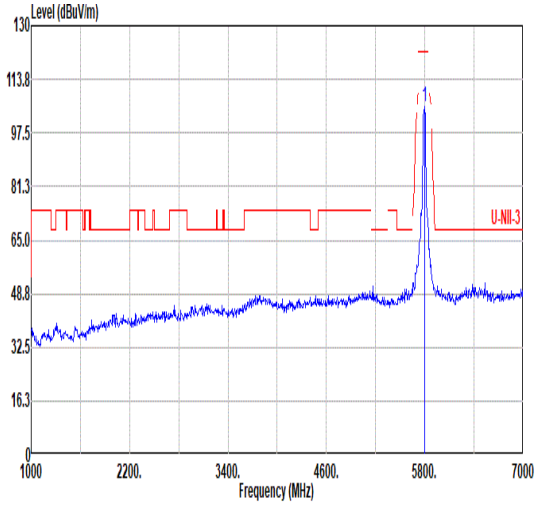 Freq Level Limit Line Over Limit Read Level Ant Factor Cable Loss Preamp Factor Aux Factor APos TPos Remark MHz dBuV/m dBuV/m dB dBuV dB/m dB dB dB cm deg 1 5795.00 105.23 ------ ------ 95.84 34.68 11.44 36.73 0.00 104 167 PEAK
Avg	Blank	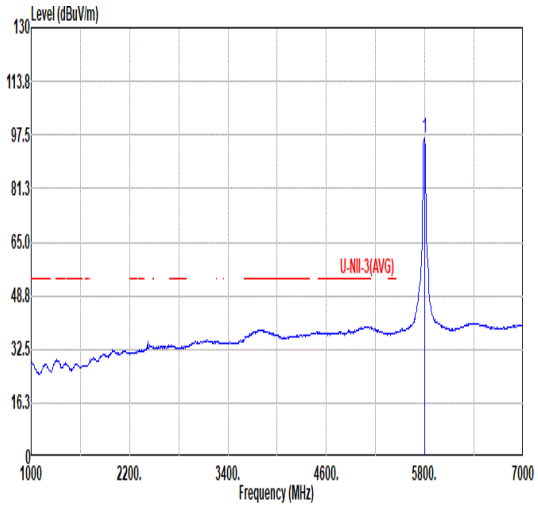 Freq Level Limit Line Over Limit Read Level Ant Factor Cable Loss Preamp Factor Aux Factor APos TPos Remark MHz dBuV/m dBuV/m dB dBuV dB/m dB dB dB cm deg 1 5795.00 96.54 ------ ------ 87.15 34.68 11.44 36.73 0.00 104 167 AVERAGE

Mode	41	
	Band Edge - R	
	U-NII-3_5.725-5.85_802.11ac VHT40_CH159_5795MHz	
ANT	6	
Pol.	Horizontal	Fundamental
Peak	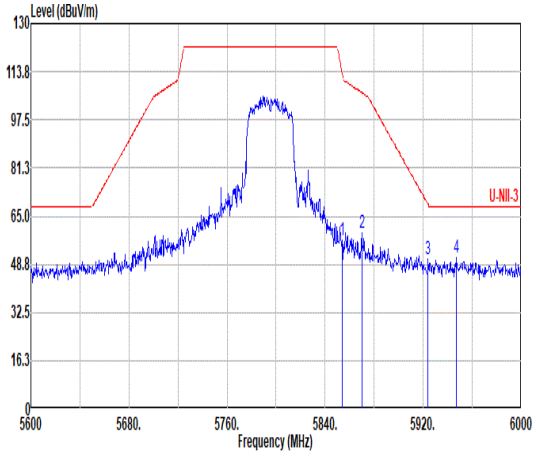 Freq Level Limit Line Over Limit Read Level Ant Factor Cable Loss Preamp Factor Aux Factor APos TPos Remark MHz dBuV/m dBuV/m dB dBuV dB/m dB dB dB cm deg 1 5854.00 56.71 113.18 -56.47 47.29 34.82 11.49 36.89 0.00 104 167 PEAK 2 5870.00 59.47 106.70 -47.23 49.98 34.92 11.51 36.94 0.00 104 167 PEAK 3 5924.00 50.74 68.94 -18.20 41.08 35.10 11.55 36.99 0.00 104 167 PEAK 4 5947.20 50.78 68.20 -17.42 41.05 35.10 11.57 36.94 0.00 104 167 PEAK	Blank

Mode	41	
	Band Edge - L	
	U-NII-3_5.725-5.85_802.11ac VHT40_CH159_5795MHz	
ANT	6	
Pol.	Vertical	Fundamental
Peak	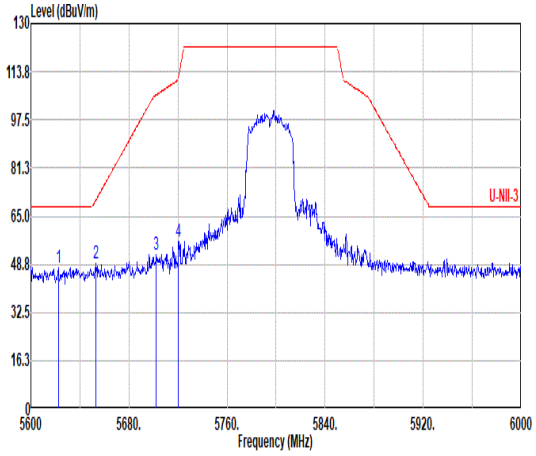 Freq Level Limit Line Over Limit Read Level Ant Factor Cable Loss Preamp Factor Aux Factor APos TPos Remark MHz dBuV/m dBuV/m dB dBuV dB/m dB dB dB cm deg 1 5622.40 47.49 68.20 -20.71 38.89 34.44 11.18 37.02 0.00 265 271 PEAK 2 5652.80 49.08 70.29 -21.21 40.30 34.50 11.22 36.94 0.00 265 271 PEAK 3 5702.40 52.12 105.97 -53.85 43.16 34.50 11.29 36.83 0.00 265 271 PEAK 4 5720.40 56.39 111.81 -55.42 47.38 34.50 11.32 36.81 0.00 265 271 PEAK	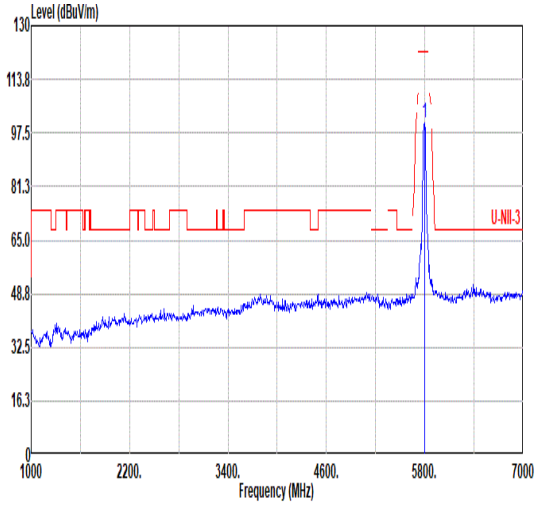 Freq Level Limit Line Over Limit Read Level Ant Factor Cable Loss Preamp Factor Aux Factor APos TPos Remark MHz dBuV/m dBuV/m dB dBuV dB/m dB dB dB cm deg 1 5795.00 100.33 ------ ------ 90.94 34.68 11.44 36.73 0.00 265 271 PEAK
Avg	Blank	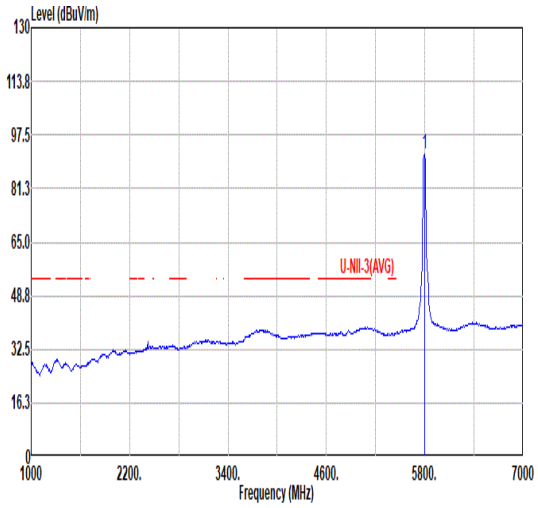 Freq Level Limit Line Over Limit Read Level Ant Factor Cable Loss Preamp Factor Aux Factor APos TPos Remark MHz dBuV/m dBuV/m dB dBuV dB/m dB dB dB cm deg 1 5795.00 91.67 ------ ------ 82.28 34.68 11.44 36.73 0.00 265 271 AVERAGE

Mode	41	
	Band Edge - R	
	U-NII-3_5.725-5.85_802.11ac VHT40_CH159_5795MHz	
ANT	6	
Pol.	Vertical	Fundamental
Peak	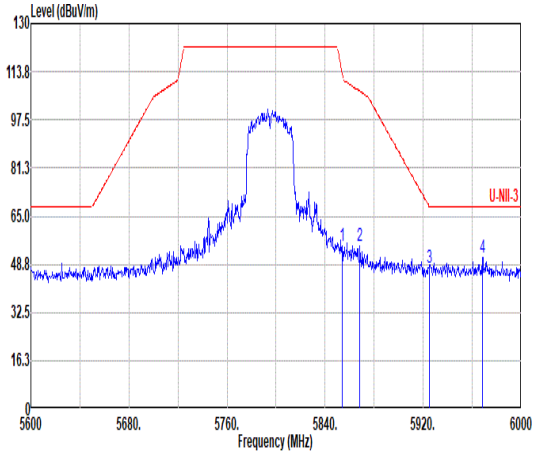 Freq / Level / Limit Line / Over Limit / Read Level / Ant Factor / Cable Loss / Preamp Factor / Aux Factor / APos / TPos / Remark MHz / dBuV/m / dBuV/m / dB / dBuV / dB/m / dB / dB / dB / cm / deg 1 5854.00 54.75 113.18 -58.43 45.33 34.82 11.49 36.89 0.00 265 271 PEAK 2 5868.40 55.06 107.15 -52.09 45.59 34.91 11.50 36.94 0.00 265 271 PEAK 3 5924.80 47.82 68.35 -20.53 38.16 35.10 11.55 36.99 0.00 265 271 PEAK 4 5968.40 51.11 68.20 -17.09 41.29 35.14 11.58 36.90 0.00 265 271 PEAK	Blank

Mode	41	
	Harmonic	
	U-NII-3_5.725-5.85_802.11ac VHT40_CH159_5795MHz	
ANT	6	
Pol.	Horizontal	Vertical
Peak Avg	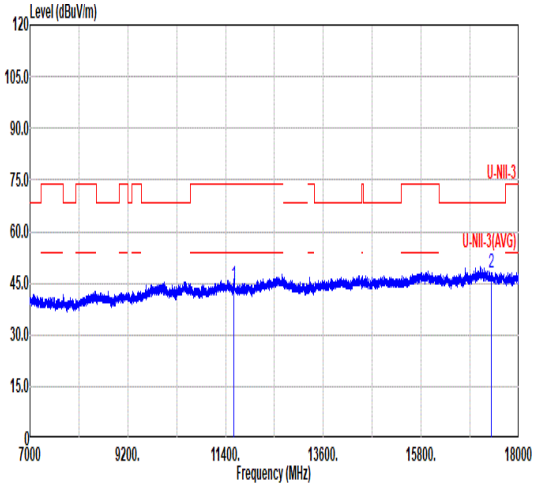 Freq Level Limit Line Over Limit Read Level Ant Factor Cable Loss Preamp Factor Aux Factor APos TPos Remark MHz dBuV/m dBuV/m dB dBuV dB/m dB dB dB cm deg 1 11590.00 44.37 74.00 -29.63 57.50 38.29 15.13 66.55 0.00 --- --- PEAK 2 17385.00 47.92 68.20 -20.28 53.35 40.73 18.89 65.05 0.00 --- --- PEAK	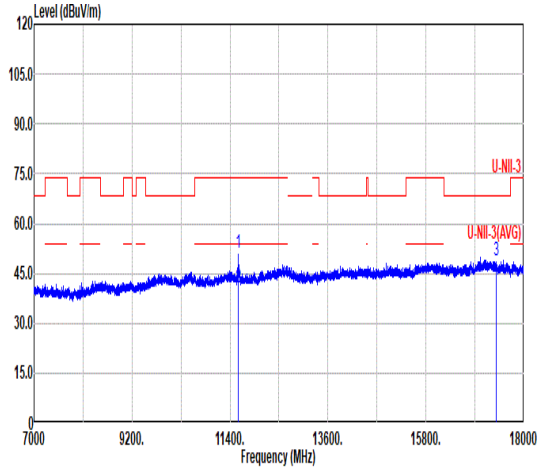 Freq Level Limit Line Over Limit Read Level Ant Factor Cable Loss Preamp Factor Aux Factor APos TPos Remark MHz dBuV/m dBuV/m dB dBuV dB/m dB dB dB cm deg 1 11590.00 50.94 74.00 -23.06 64.07 38.29 15.13 66.55 0.00 128 360 PEAK 2 11590.00 40.96 54.00 -13.04 54.09 38.29 15.13 66.55 0.00 128 360 AVERAGE 3 17385.00 48.93 68.20 -19.27 54.41 40.70 18.90 65.08 0.00 --- --- PEAK

Mode	42	
	Band Edge - L	
	U-NII-3_5.725-5.85_802.11ac VHT80_CH155_5775MHz	
ANT	6	
Pol.	Horizontal	Fundamental
Peak	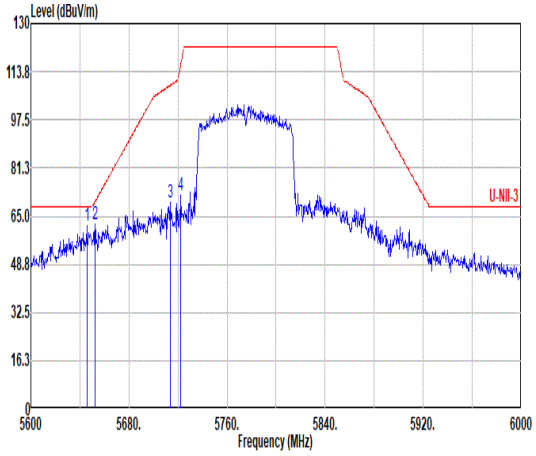 Freq Level Limit Line Over Limit Read Level Ant Factor Cable Loss Preamp Factor Aux Factor APos TPos Remark MHz dBuV/m dBuV/m dB dBuV dB/m dB dB dB cm deg 1 5645.60 61.79 68.20 -6.41 53.05 34.49 11.21 36.96 0.00 108 166 PEAK 2 5652.40 62.16 69.99 -7.83 53.38 34.50 11.22 36.94 0.00 108 166 PEAK 3 5713.60 69.64 109.11 -39.47 60.65 34.50 11.31 36.82 0.00 108 166 PEAK 4 5722.40 72.02 116.37 -44.35 63.00 34.50 11.33 36.81 0.00 108 166 PEAK	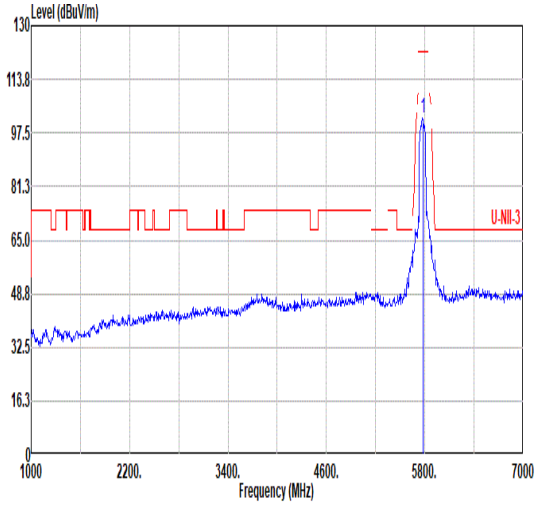 Freq Level Limit Line Over Limit Read Level Ant Factor Cable Loss Preamp Factor Aux Factor APos TPos Remark MHz dBuV/m dBuV/m dB dBuV dB/m dB dB dB cm deg 1 5775.00 102.17 ------ ------ 92.94 34.58 11.40 36.75 0.00 108 166 PEAK
Avg	Blank	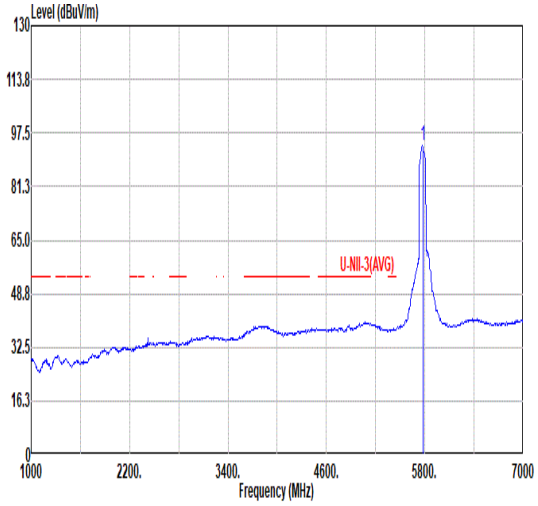 Freq Level Limit Line Over Limit Read Level Ant Factor Cable Loss Preamp Factor Aux Factor APos TPos Remark MHz dBuV/m dBuV/m dB dBuV dB/m dB dB dB cm deg 1 5775.00 93.48 ------ ------ 84.25 34.58 11.40 36.75 0.00 108 166 AVERAGE

Mode	42	
	Band Edge - R	
	U-NII-3_5.725-5.85_802.11ac VHT80_CH155_5775MHz	
ANT	6	
Pol.	Horizontal	Fundamental
Peak	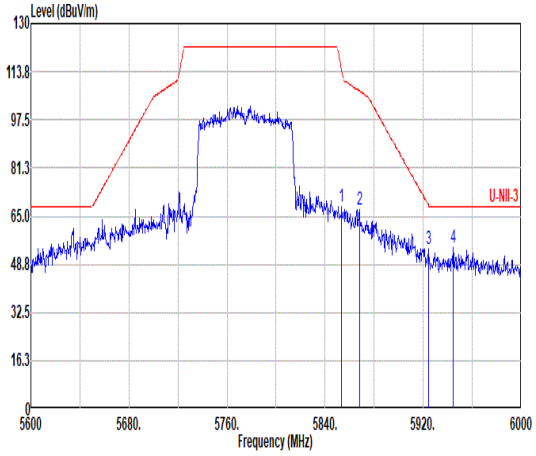 Freq Level Limit Line Over Limit Read Level Ant Factor Cable Loss Preamp Factor Aux Factor APos TPos Remark MHz dBuV/m dBuV/m dB dBuV dB/m dB dB dB cm deg 1 5853.60 68.29 114.09 -45.80 58.87 34.82 11.49 36.89 0.00 108 166 PEAK 2 5868.00 67.19 107.26 -40.07 57.72 34.91 11.50 36.94 0.00 108 166 PEAK 3 5924.40 54.00 68.64 -14.64 44.34 35.10 11.55 36.99 0.00 108 166 PEAK 4 5944.40 54.62 68.20 -13.58 44.90 35.10 11.57 36.95 0.00 108 166 PEAK	Blank

Mode	42	
	Band Edge - L	
	U-NII-3_5.725-5.85_802.11ac VHT80_CH155_5775MHz	
ANT	6	
Pol.	Vertical	Fundamental
Peak	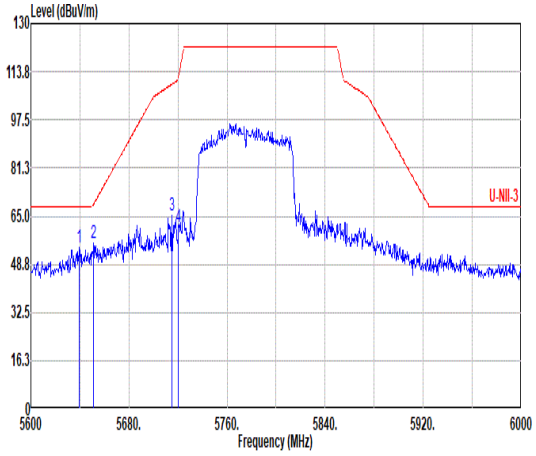 Freq Level Limit Line Over Limit Read Level Ant Factor Cable Loss Preamp Factor Aux Factor APos TPos Remark MHz dBuV/m dBuV/m dB dBuV dB/m dB dB dB cm deg 1 5639.60 54.47 68.20 -13.73 45.75 34.48 11.21 36.97 0.00 274 258 PEAK 2 5651.20 55.84 69.09 -13.25 47.07 34.50 11.22 36.95 0.00 274 258 PEAK 3 5714.80 65.33 109.45 -44.12 56.33 34.50 11.31 36.81 0.00 274 258 PEAK 4 5720.40 61.35 111.81 -50.46 52.34 34.50 11.32 36.81 0.00 274 258 PEAK	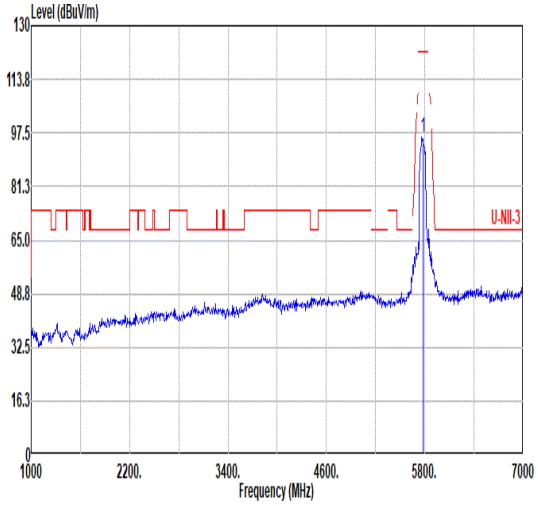 Freq Level Limit Line Over Limit Read Level Ant Factor Cable Loss Preamp Factor Aux Factor APos TPos Remark MHz dBuV/m dBuV/m dB dBuV dB/m dB dB dB cm deg 1 5775.00 96.01 ------ ------ 86.82 34.56 11.39 36.76 0.00 274 258 PEAK
Avg	Blank	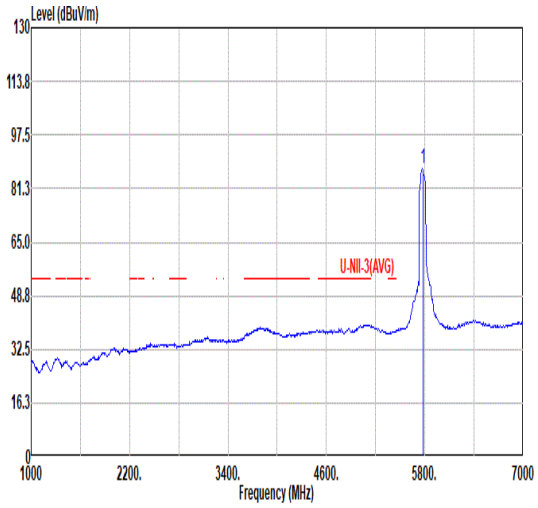 Freq Level Limit Line Over Limit Read Level Ant Factor Cable Loss Preamp Factor Aux Factor APos TPos Remark MHz dBuV/m dBuV/m dB dBuV dB/m dB dB dB cm deg 1 5775.00 87.22 ------ ------ 77.99 34.58 11.40 36.75 0.00 274 258 AVERAGE

Mode	42	
	Band Edge - R	
	U-NII-3_5.725-5.85_802.11ac VHT80_CH155_5775MHz	
ANT	6	
Pol.	Vertical	Fundamental
Peak	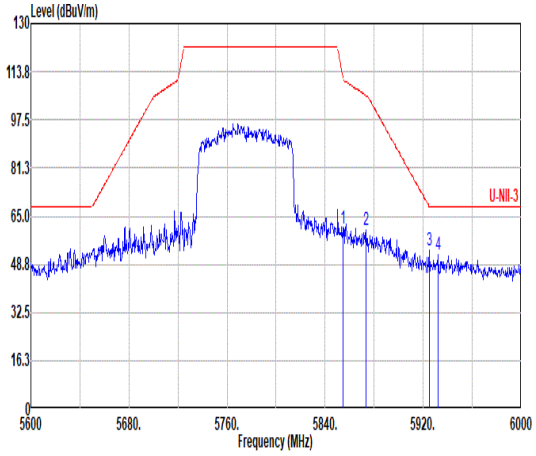 Freq Level Limit Line Over Limit Read Level Ant Factor Cable Loss Preamp Factor Aux Factor APos TPos Remark MHz dBuV/m dBuV/m dB dBuV dB/m dB dB dB cm deg 1 5854.80 60.87 111.36 -50.49 51.45 34.83 11.49 36.90 0.00 274 258 PEAK 2 5873.60 60.46 105.69 -45.23 50.97 34.94 11.51 36.96 0.00 274 258 PEAK 3 5924.80 53.39 68.35 -14.96 43.73 35.10 11.55 36.99 0.00 274 258 PEAK 4 5932.00 51.96 68.20 -16.24 42.27 35.10 11.56 36.97 0.00 274 258 PEAK	Blank

Mode	42	
	Harmonic	
	U-NII-3_5.725-5.85_802.11ac VHT80_CH155_5775MHz	
ANT	6	
Pol.	Horizontal	Vertical
Peak Avg	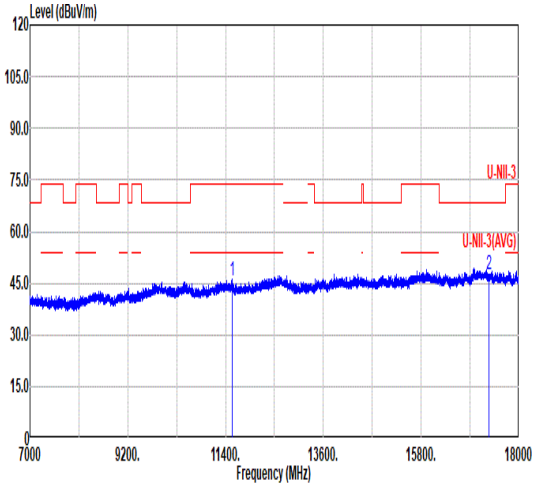 Freq Level Limit Line Over Limit Read Level Ant Factor Cable Loss Preamp Factor Aux Factor APos TPos Remark MHz dBuV/m dBuV/m dB dBuV dB/m dB dB dB cm deg 1 11550.00 45.55 74.00 -28.45 58.79 38.25 15.10 66.59 0.00 --- --- PEAK 2 17325.00 47.69 68.20 -20.51 52.98 40.81 18.84 64.94 0.00 --- --- PEAK	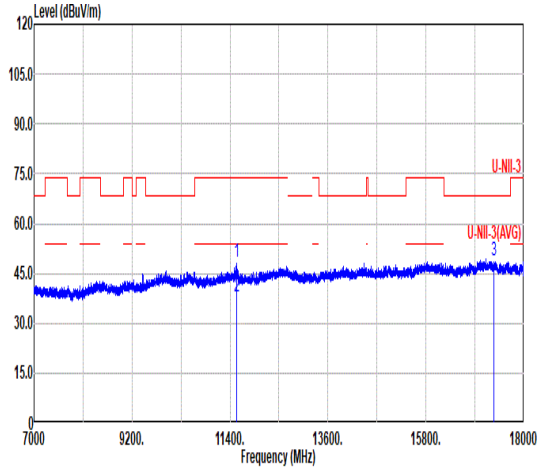 Freq Level Limit Line Over Limit Read Level Ant Factor Cable Loss Preamp Factor Aux Factor APos TPos Remark MHz dBuV/m dBuV/m dB dBuV dB/m dB dB dB cm deg 1 11550.00 48.50 74.00 -25.50 61.74 38.25 15.10 66.59 0.00 100 360 PEAK 2 11550.00 38.15 54.00 -15.85 51.40 38.25 15.09 66.59 0.00 100 360 AVERAGE 3 17325.00 48.88 68.20 -19.32 54.25 40.77 18.86 65.00 0.00 --- --- PEAK

Appendix D. Duty Cycle Plots

Band	Duty Cycle(%)	T(ms)	1/T(kHz)	VBW Setting
802.11a	97.20	1.388	0.720	0.75kHz
802.11ac VHT20	96.74	1.304	0.767	0.82KHz
802.11ac VHT40	94.32	0.648	1.543	1.6KHz
802.11bac VHT80	82.95	0.321	3.115	3.3KHz

802.11a

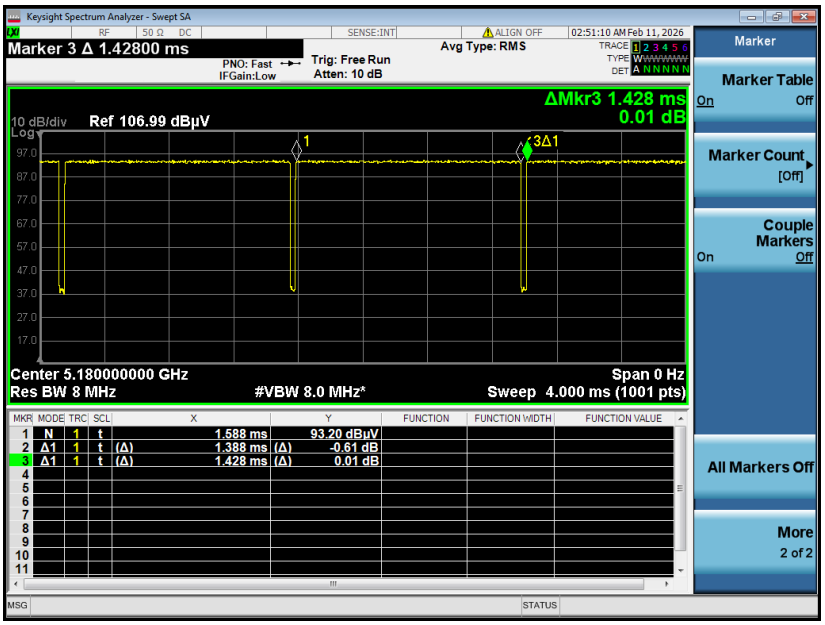

802.11ac VHT20

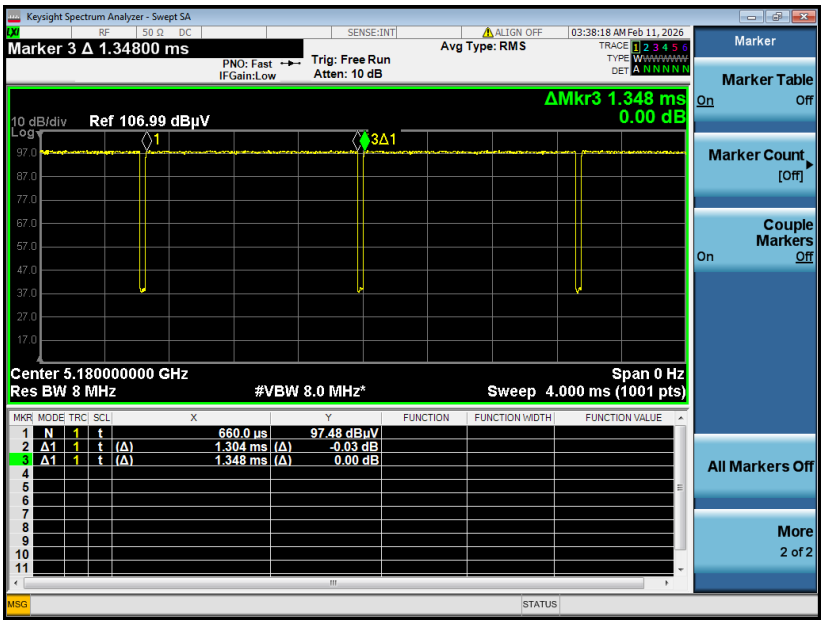

802.11ac VHT40

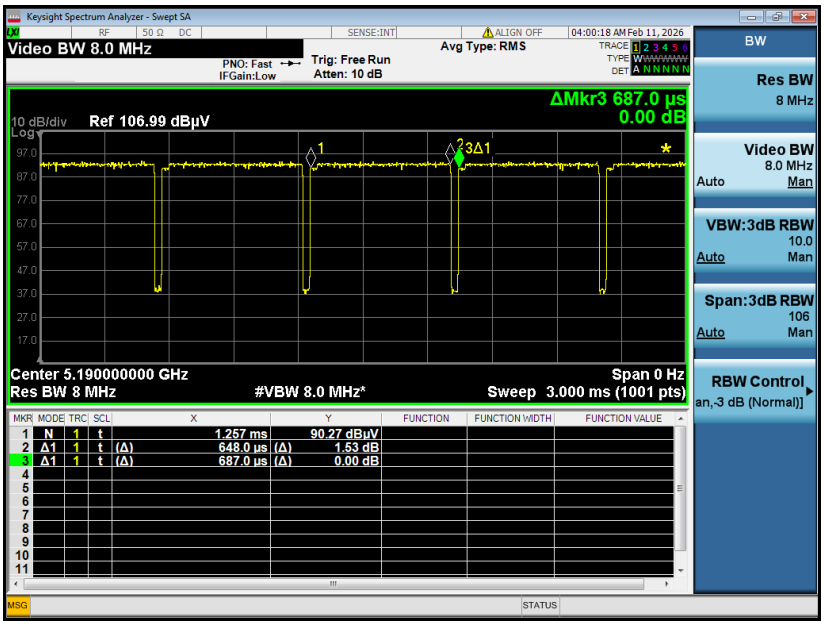
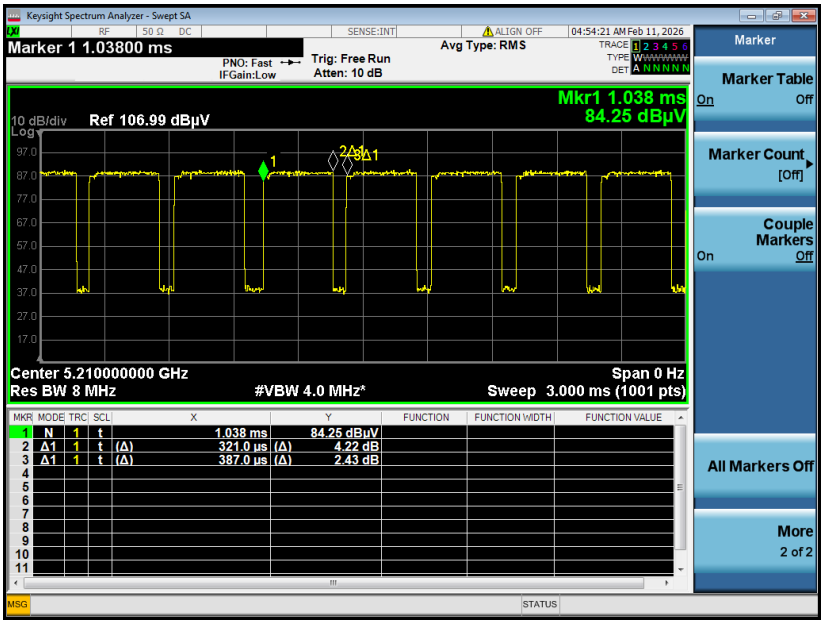
802.11ac VHT80