Mode	31	
	Harmonic	
	U-NII-8_6.875-7.125_802.11ax HE80_CH199_Full RU_6945MHz	
ANT	5+7	
Pol.	Horizontal	Vertical
Peak Avg	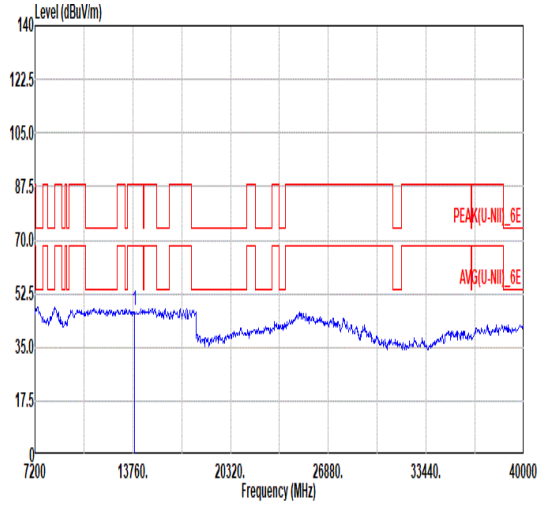 Freq Level Limit Line Margin Read Level Ant Factor Cable Loss Preamp Factor APos TPos Remark MHz dBuV/m dBuV/m dB dBuV dB/m dB dB cm deg 1 13890.00 46.84 88.20 -41.36 42.85 39.62 16.51 52.14 --- --- Peak	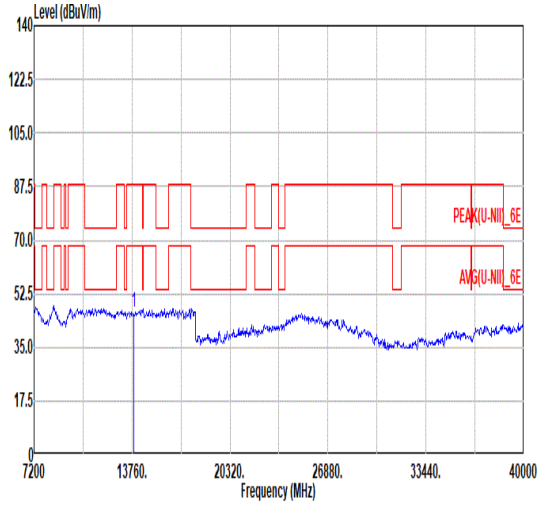 Freq Level Limit Line Margin Read Level Ant Factor Cable Loss Preamp Factor APos TPos Remark MHz dBuV/m dBuV/m dB dBuV dB/m dB dB cm deg 1 13890.00 46.54 88.20 -41.66 42.55 39.62 16.51 52.14 --- --- Peak

Mode	32	
	Band Edge	
	U-NII-8_6.875-7.125_802.11ax HE80_CH215_Full RU_7025MHz	
ANT	5+7	
Pol.	Horizontal	Fundamental
Peak	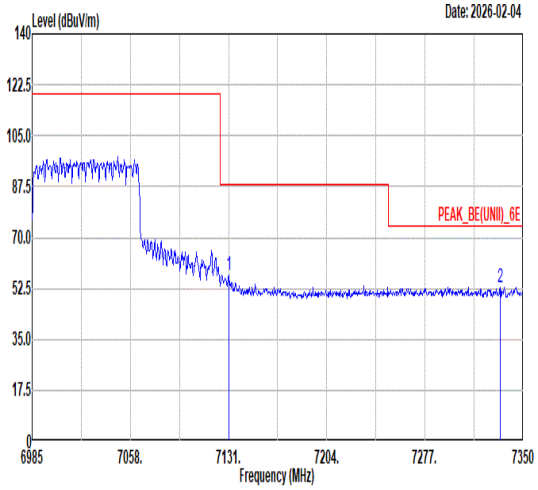 Freq Level Limit Line Margin (dB) Read Level Ant Factor Cable Loss Preamp Factor APos TPos Remark MHz dBuV/m dBuV/m dBuV dB/m dB dB cm deg 1 7131.00 57.20 88.20 -31.00 42.49 36.26 11.58 33.13 320 344 PEAK 2 7332.85 52.92 74.00 -21.08 37.59 36.50 12.00 33.17 320 344 PEAK	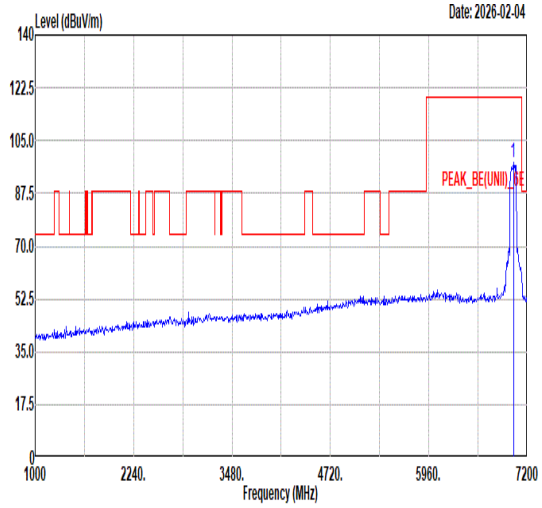 Freq Level Limit Line Margin (dB) Read Level Ant Factor Cable Loss Preamp Factor APos TPos Remark MHz dBuV/m dBuV/m dBuV dB/m dB dB cm deg 1 7025.00 97.52 ------ ------ 83.07 36.13 11.43 33.11 320 344 PEAK
Avg	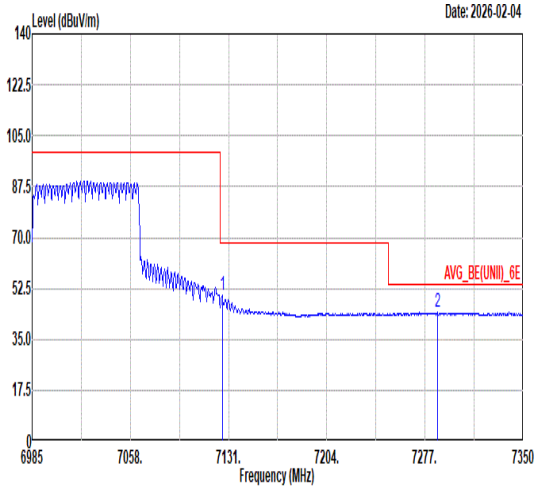 Freq Level Limit Line Margin (dB) Read Level Ant Factor Cable Loss Preamp Factor APos TPos Remark MHz dBuV/m dBuV/m dBuV dB/m dB dB cm deg 1 7126.26 50.28 68.20 -17.92 35.59 36.25 11.57 33.13 320 344 AVERAGE 2 7286.13 44.27 54.00 -9.73 29.02 36.44 11.97 33.16 320 344 AVERAGE	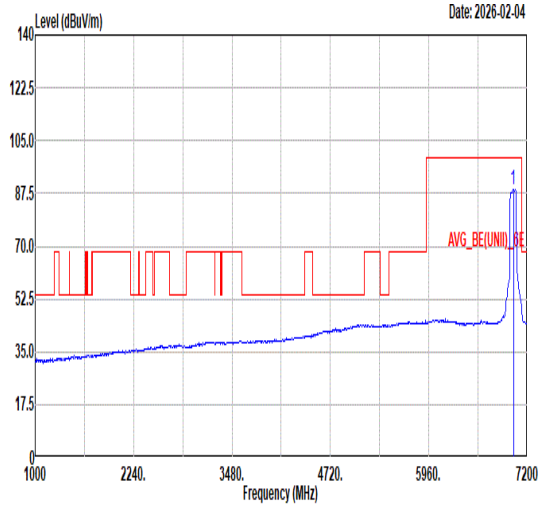 Freq Level Limit Line Margin (dB) Read Level Ant Factor Cable Loss Preamp Factor APos TPos Remark MHz dBuV/m dBuV/m dBuV dB/m dB dB cm deg 1 7025.00 88.72 ------ ------ 74.27 36.12 11.43 33.10 320 344 AVERAGE

Mode	32	
	Band Edge	
	U-NII-8_6.875-7.125_802.11ax HE80_CH215_Full RU_7025MHz	
ANT	5+7	
Pol.	Vertical	Fundamental
Peak	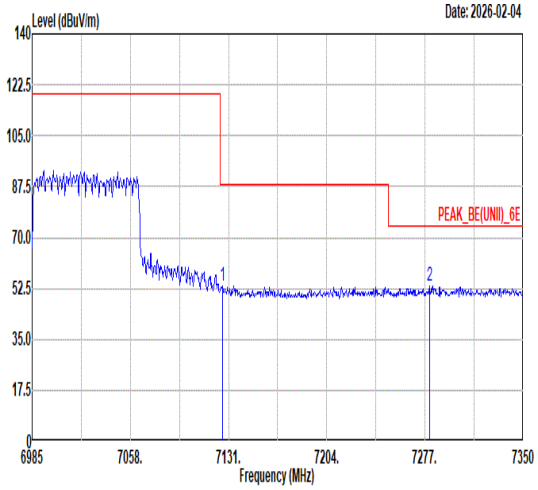 Freq Level Limit Line Margin (dB) Read Level Ant Factor Cable Loss Preamp Factor APos TPos Remark MHz dBuV/m dBuV/m dBuV dB/m dB dB cm deg 1 7126.62 53.28 88.20 -34.92 38.59 36.25 11.57 33.13 287 230 PEAK 2 7280.29 53.59 74.00 -20.41 38.35 36.44 11.96 33.16 287 230 PEAK	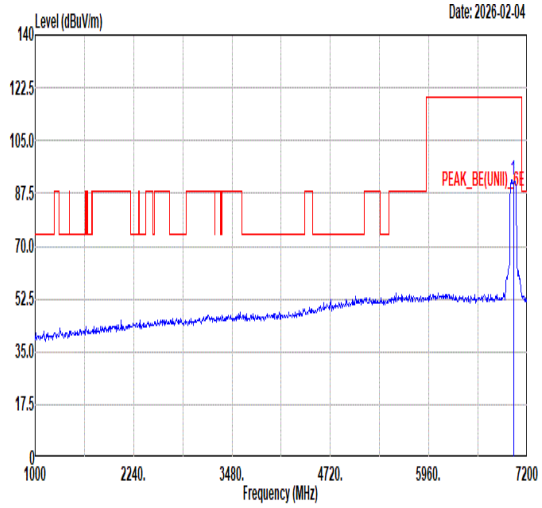 Freq Level Limit Line Margin (dB) Read Level Ant Factor Cable Loss Preamp Factor APos TPos Remark MHz dBuV/m dBuV/m dBuV dB/m dB dB cm deg 1 7025.00 91.92 ------ ------ 77.48 36.12 11.42 33.10 287 230 PEAK
Avg	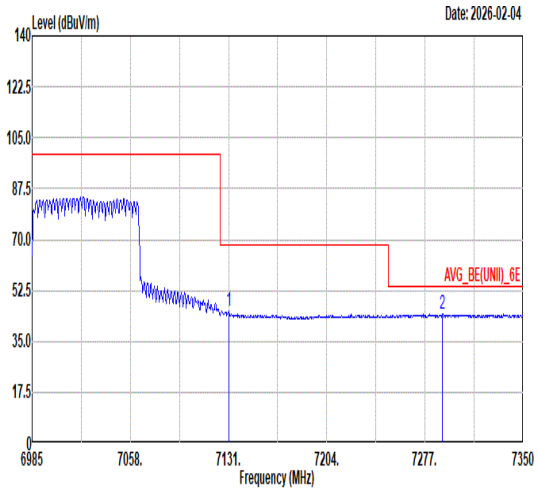 Freq Level Limit Line Margin (dB) Read Level Ant Factor Cable Loss Preamp Factor APos TPos Remark MHz dBuV/m dBuV/m dBuV dB/m dB dB cm deg 1 7131.00 45.43 68.20 -22.77 30.72 36.26 11.58 33.13 287 230 AVERAGE 2 7289.78 44.29 54.00 -9.71 29.02 36.45 11.98 33.16 287 230 AVERAGE	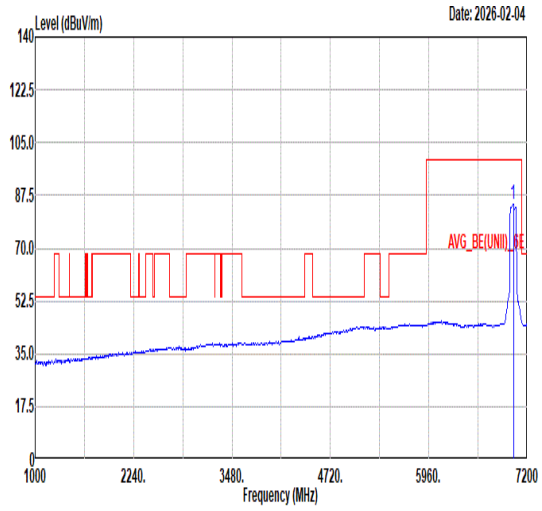 Freq Level Limit Line Margin (dB) Read Level Ant Factor Cable Loss Preamp Factor APos TPos Remark MHz dBuV/m dBuV/m dBuV dB/m dB dB cm deg 1 7025.00 84.50 ------ ------ 70.05 36.12 11.43 33.10 287 230 AVERAGE

Mode	32	
	Harmonic	
	U-NII-8_6.875-7.125_802.11ax HE80_CH215_Full RU_7025MHz	
ANT	5+7	
Pol.	Horizontal	Vertical
Peak Avg	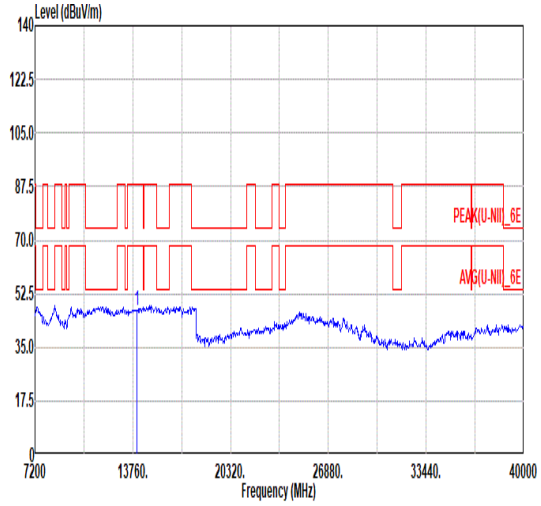 Freq Level Limit Line Margin Read Level Ant Factor Cable Loss Preamp Factor APos TPos Remark MHz dBuV/m dBuV/m dB dBuV dB/m dB dB cm deg 1 14050.00 47.08 88.20 -41.12 42.85 39.73 16.57 52.07 --- --- Peak	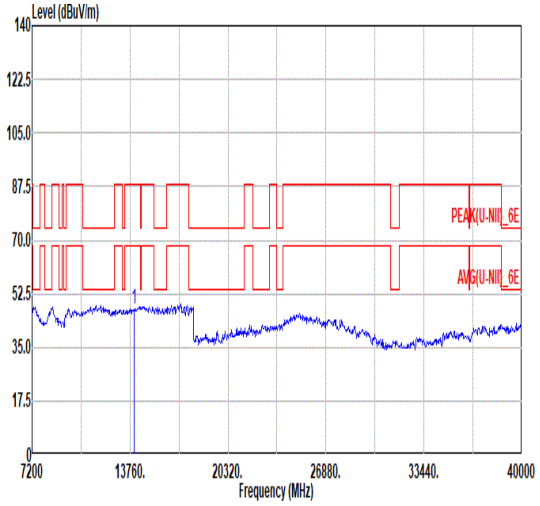 Freq Level Limit Line Margin Read Level Ant Factor Cable Loss Preamp Factor APos TPos Remark MHz dBuV/m dBuV/m dB dBuV dB/m dB dB cm deg 1 14050.00 47.47 88.20 -40.73 43.24 39.73 16.57 52.07 --- --- Peak

Mode	33	
	Band Edge	
	U-NII-5_5.925-6.425_802.11ax HE160_CH15_Full RU_6025MHz	
ANT	5+7	
Pol.	Horizontal	Fundamental
Peak	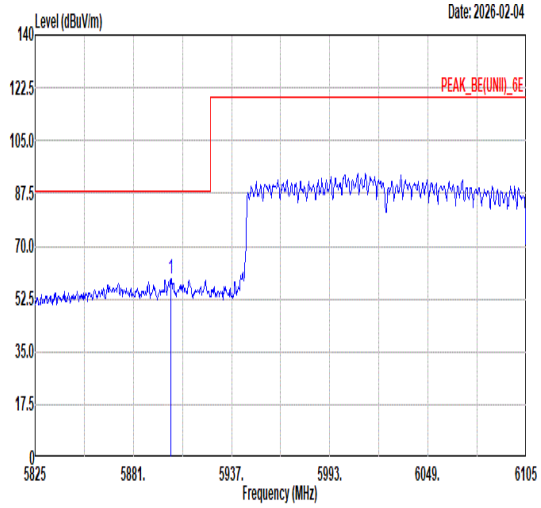 Freq Level Limit Line Margin (dB) Read Level Ant Factor Cable Loss Preamp Factor APos TPos Remark 1 5902.56 59.15 88.20 -29.05 44.52 36.64 10.85 32.86 304 181 PEAK	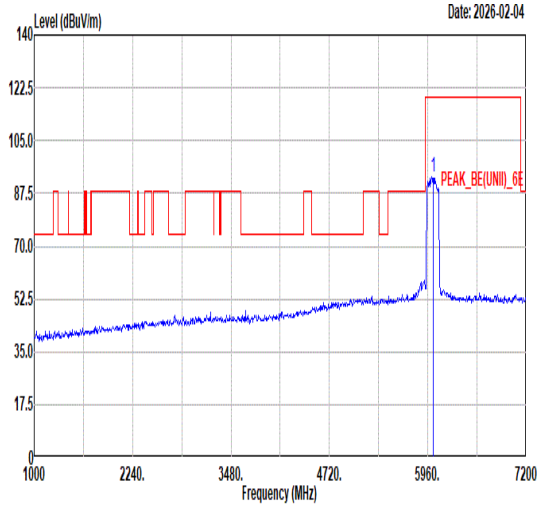 Freq Level Limit Line Margin (dB) Read Level Ant Factor Cable Loss Preamp Factor APos TPos Remark 1 6025.00 92.81 ------ ------ 77.90 36.80 11.01 32.90 304 181 PEAK
Avg	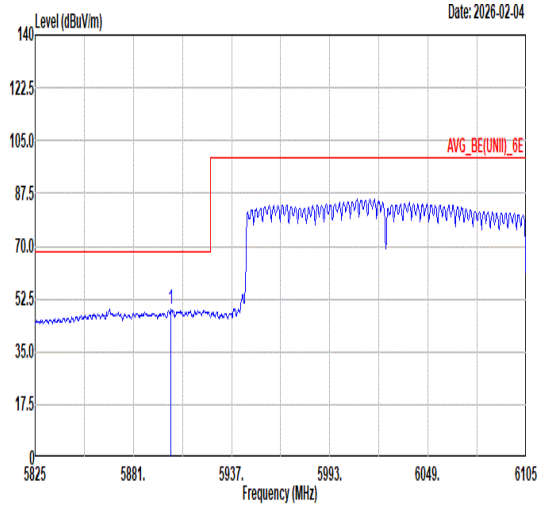 Freq Level Limit Line Margin (dB) Read Level Ant Factor Cable Loss Preamp Factor APos TPos Remark 1 5902.56 49.13 68.20 -19.07 34.50 36.64 10.85 32.86 304 181 AVERAGE	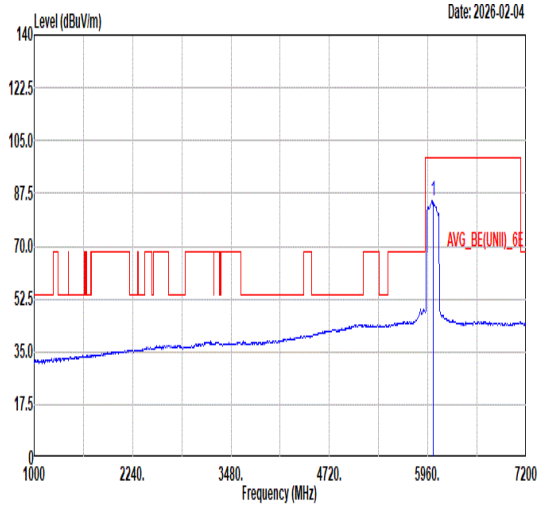 Freq Level Limit Line Margin (dB) Read Level Ant Factor Cable Loss Preamp Factor APos TPos Remark 1 6025.00 85.03 ------ ------ 70.12 36.79 11.02 32.90 304 182 AVERAGE

Mode	33	
	Band Edge	
	U-NII-5_5.925-6.425_802.11ax HE160_CH15_Full RU_6025MHz	
ANT	5+7	
Pol.	Vertical	Fundamental
Peak	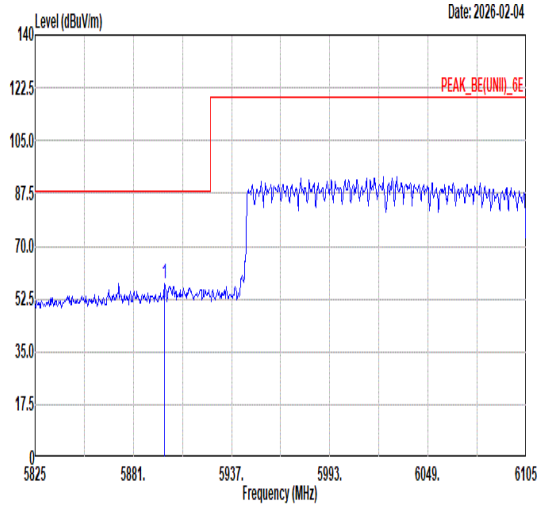 Freq Level Limit Line Margin (dB) Read Level Ant Factor Cable Loss Preamp Factor APos TPos Remark 1 5898.92 57.52 88.20 -30.68 42.90 36.64 10.84 32.86 204 192 PEAK	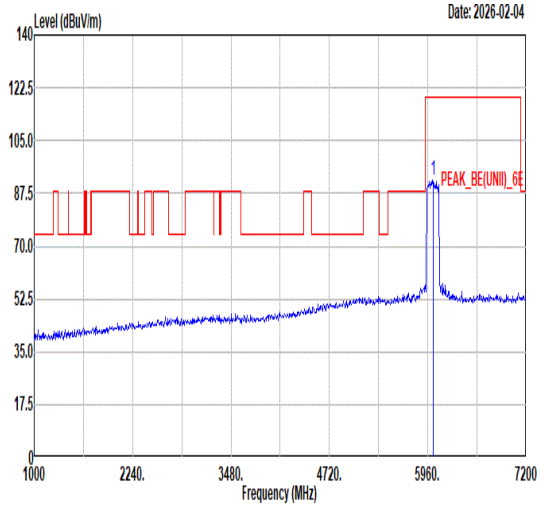 Freq Level Limit Line Margin (dB) Read Level Ant Factor Cable Loss Preamp Factor APos TPos Remark 1 6025.00 91.70 ------ ------ 76.79 36.79 11.02 32.90 204 192 PEAK
Avg	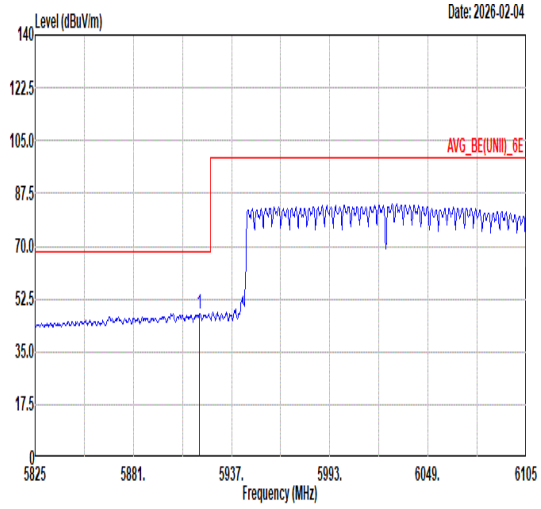 Freq Level Limit Line Margin (dB) Read Level Ant Factor Cable Loss Preamp Factor APos TPos Remark 1 5918.52 47.62 68.20 -20.58 32.94 36.67 10.88 32.87 204 192 AVERAGE	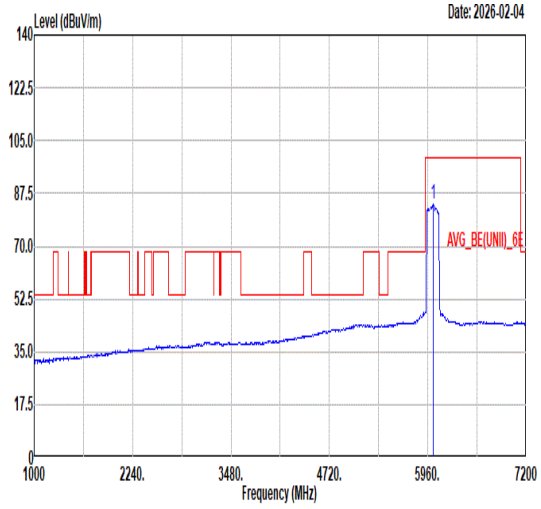 Freq Level Limit Line Margin (dB) Read Level Ant Factor Cable Loss Preamp Factor APos TPos Remark 1 6025.00 83.75 ------ ------ 68.84 36.78 11.04 32.91 204 192 AVERAGE

Mode	33	
	Harmonic	
	U-NII-5_5.925-6.425_802.11ax HE160_CH15_Full RU_6025MHz	
ANT	5+7	
Pol.	Horizontal	Vertical
Peak Avg	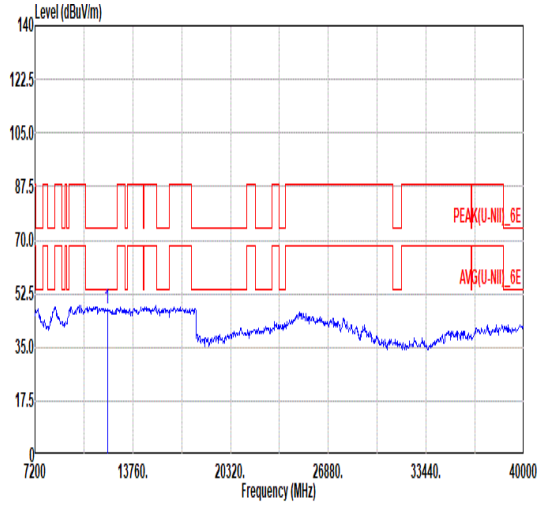 Freq Level Limit Line Margin Read Level Ant Factor Cable Loss Preamp Factor APos TPos Remark MHz dBuV/m dBuV/m dB dBuV dB/m dB dB cm deg 1 12050.00 47.71 74.00 -26.29 43.81 38.62 15.28 50.00 --- --- Peak	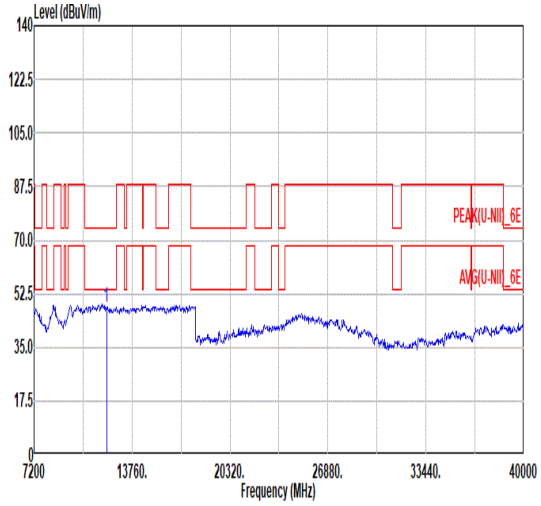 Freq Level Limit Line Margin Read Level Ant Factor Cable Loss Preamp Factor APos TPos Remark MHz dBuV/m dBuV/m dB dBuV dB/m dB dB cm deg 1 12050.00 47.83 74.00 -26.17 43.93 38.62 15.28 50.00 --- --- Peak

Mode	34	
	Harmonic	
	U-NII-5_5.925-6.425_802.11ax HE160_CH47_Full RU_6185MHz	
ANT	5+7	
Pol.	Horizontal	Vertical
Peak Avg	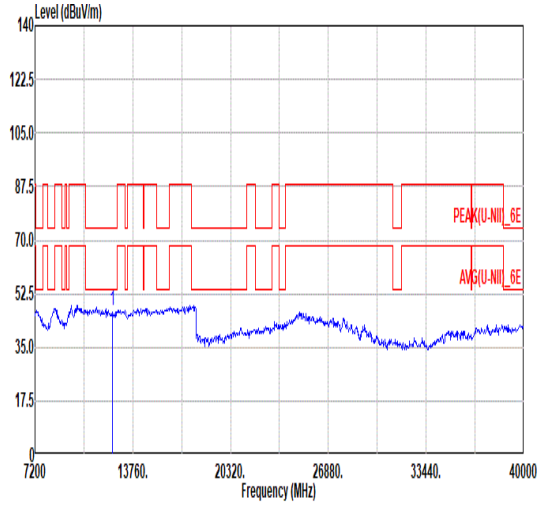 Freq Level Limit Line Margin Read Level Ant Factor Cable Loss Preamp Factor APos TPos Remark MHz dBuV/m dBuV/m dB dBuV dB/m dB dB cm deg 1 12370.00 46.77 74.00 -27.23 43.05 38.75 15.61 50.64 --- --- Peak	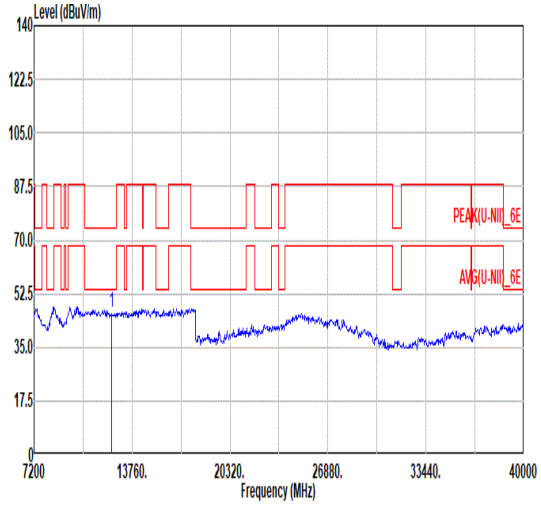 Freq Level Limit Line Margin Read Level Ant Factor Cable Loss Preamp Factor APos TPos Remark MHz dBuV/m dBuV/m dB dBuV dB/m dB dB cm deg 1 12370.00 46.61 74.00 -27.39 42.89 38.75 15.61 50.64 --- --- Peak

Mode	35	
	Harmonic	
	U-NII-5_5.925-6.425_802.11ax HE160_CH79_Full RU_6345MHz	
ANT	5+7	
Pol.	Horizontal	Vertical
Peak Avg	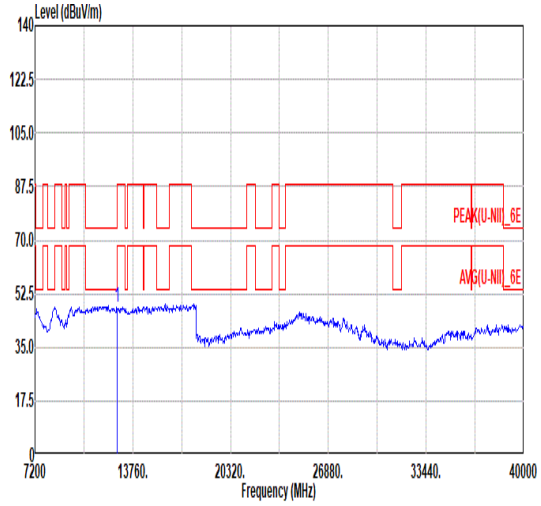 Freq Level Limit Line Margin Read Level Ant Factor Cable Loss Preamp Factor APos TPos Remark MHz dBuV/m dBuV/m dB dBuV dB/m dB dB cm deg 1 12690.00 47.82 74.00 -26.18 43.99 38.88 15.93 50.98 --- --- Peak	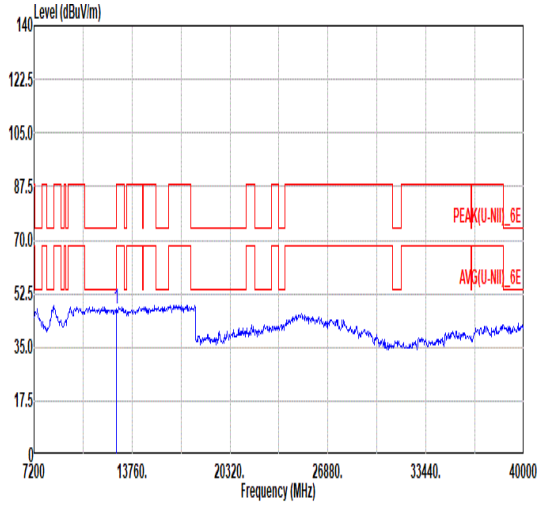 Freq Level Limit Line Margin Read Level Ant Factor Cable Loss Preamp Factor APos TPos Remark MHz dBuV/m dBuV/m dB dBuV dB/m dB dB cm deg 1 12690.00 47.41 74.00 -26.59 43.58 38.88 15.93 50.98 --- --- Peak

Mode	36	
	Harmonic	
	U-NII-7_6.525-6.875_802.11ax HE160_CH143_Full RU_6665MHz	
ANT	5+7	
Pol.	Horizontal	Vertical
Peak Avg	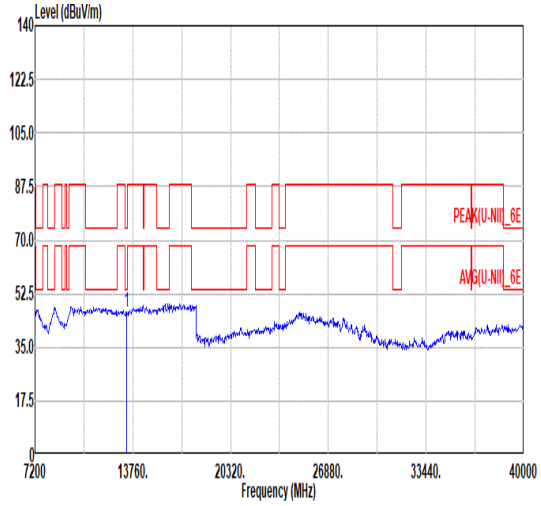 Freq Level Limit Line Margin Read Level Ant Factor Cable Loss Preamp Factor APos TPos Remark MHz dBuV/m dBuV/m dB dBuV dB/m dB dB cm deg 1 13330.00 46.71 74.00 -27.29 43.03 39.23 16.34 51.89 --- --- Peak	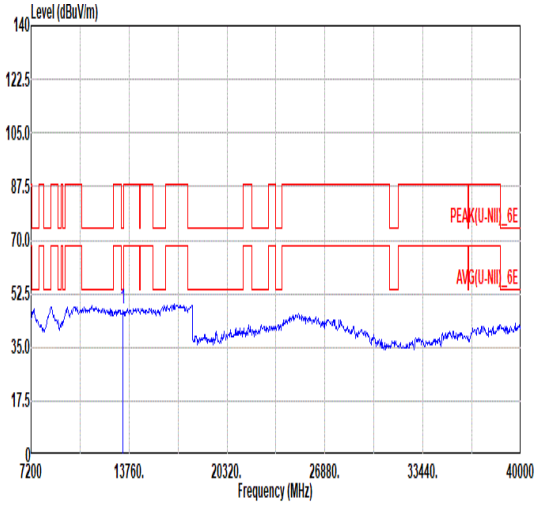 Freq Level Limit Line Margin Read Level Ant Factor Cable Loss Preamp Factor APos TPos Remark MHz dBuV/m dBuV/m dB dBuV dB/m dB dB cm deg 1 13330.00 47.64 74.00 -26.36 43.96 39.23 16.34 51.89 --- --- Peak

Mode	37	
	Band Edge	
	U-NII-8_6.875-7.125_802.11ax HE160_CH207_Full RU_6985MHz	
ANT	5+7	
Pol.	Horizontal	Fundamental
Peak	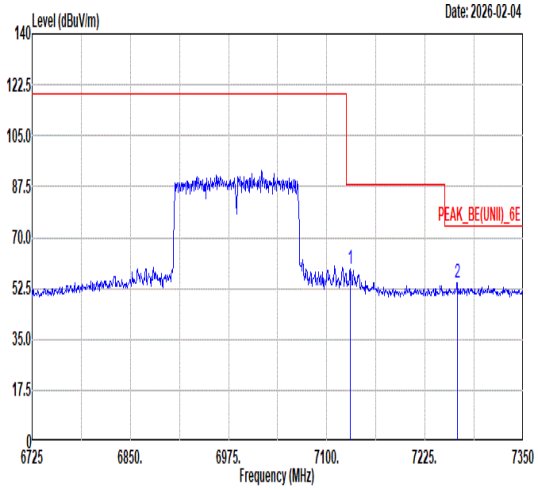 Freq Level Limit Line Margin (dB) Read Level Ant Factor Cable Loss Preamp Factor APos TPos Remark MHz dBuV/m dBuV/m dBuV dB/m dB dB cm deg 1 7130.00 59.03 88.20 -29.17 44.32 36.26 11.58 33.13 349 291 PEAK 2 7266.25 54.56 74.00 -19.44 39.35 36.42 11.94 33.15 349 291 PEAK	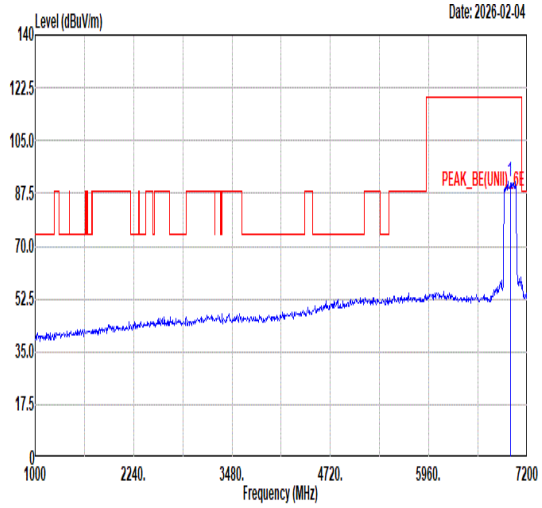 Freq Level Limit Line Margin (dB) Read Level Ant Factor Cable Loss Preamp Factor APos TPos Remark MHz dBuV/m dBuV/m dBuV dB/m dB dB cm deg 1 6985.00 91.62 ------ ------ 77.12 36.16 11.45 33.11 349 291 PEAK
Avg	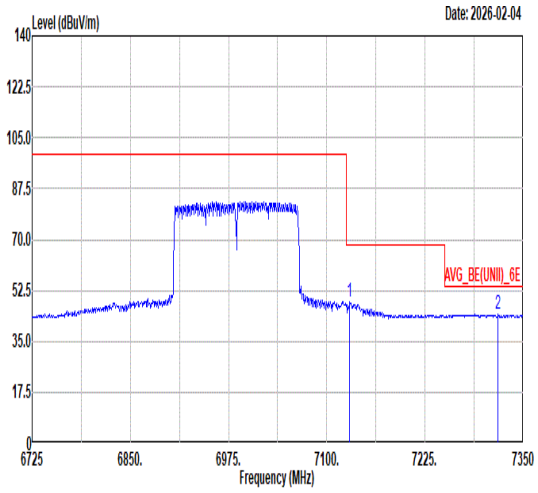 Freq Level Limit Line Margin (dB) Read Level Ant Factor Cable Loss Preamp Factor APos TPos Remark MHz dBuV/m dBuV/m dBuV dB/m dB dB cm deg 1 7129.38 48.45 68.20 -19.75 33.74 36.26 11.58 33.13 349 291 AVERAGE 2 7318.13 44.20 54.00 -9.80 28.87 36.48 12.01 33.16 349 291 AVERAGE	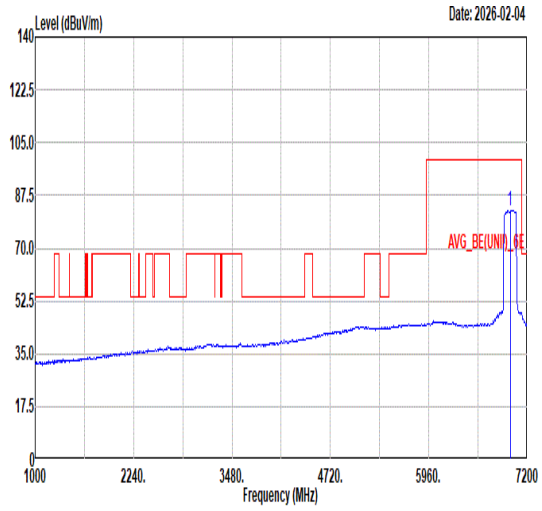 Freq Level Limit Line Margin (dB) Read Level Ant Factor Cable Loss Preamp Factor APos TPos Remark MHz dBuV/m dBuV/m dBuV dB/m dB dB cm deg 1 6985.00 82.59 ------ ------ 68.14 36.12 11.43 33.10 349 291 AVERAGE

Mode	37	
	Band Edge	
	U-NII-8_6.875-7.125_802.11ax HE160_CH207_Full RU_6985MHz	
ANT	5+7	
Pol.	Vertical	Fundamental
Peak	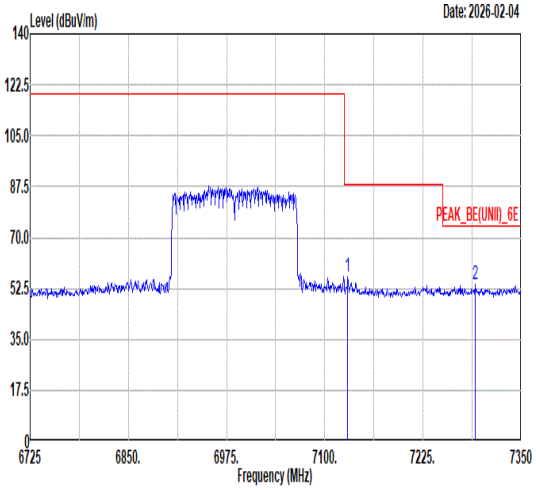 Freq Level Limit Line Margin (dB) Read Level Ant Factor Cable Loss Preamp Factor APos TPos Remark MHz dBuV/m dBuV/m dBuV dB/m dB dB cm deg 1 7129.38 56.70 88.20 -31.50 41.99 36.26 11.58 33.13 350 222 PEAK 2 7291.88 53.99 74.00 -20.01 38.72 36.45 11.98 33.16 350 222 PEAK	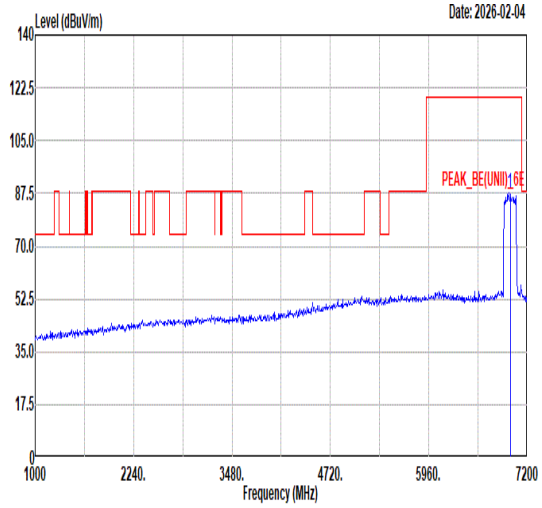 Freq Level Limit Line Margin (dB) Read Level Ant Factor Cable Loss Preamp Factor APos TPos Remark MHz dBuV/m dBuV/m dBuV dB/m dB dB cm deg 1 6985.00 87.85 ------ ------ 73.45 36.12 11.37 33.09 350 222 PEAK
Avg	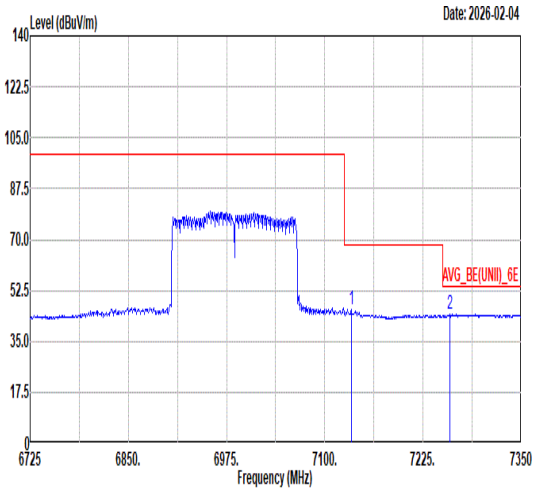 Freq Level Limit Line Margin (dB) Read Level Ant Factor Cable Loss Preamp Factor APos TPos Remark MHz dBuV/m dBuV/m dBuV dB/m dB dB cm deg 1 7133.75 45.83 68.20 -22.37 31.11 36.26 11.59 33.13 350 222 AVERAGE 2 7259.38 44.46 54.00 -9.54 29.27 36.41 11.93 33.15 350 222 AVERAGE	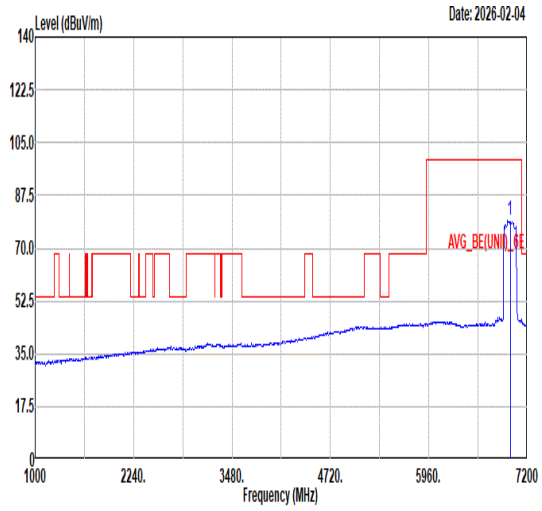 Freq Level Limit Line Margin (dB) Read Level Ant Factor Cable Loss Preamp Factor APos TPos Remark MHz dBuV/m dBuV/m dBuV dB/m dB dB cm deg 1 6985.00 79.30 ------ ------ 64.91 36.14 11.34 33.09 350 222 AVERAGE

Mode	37	
	Harmonic	
	U-NII-8_6.875-7.125_802.11ax HE160_CH207_Full RU_6985MHz	
ANT	5+7	
Pol.	Horizontal	Vertical
Peak Avg	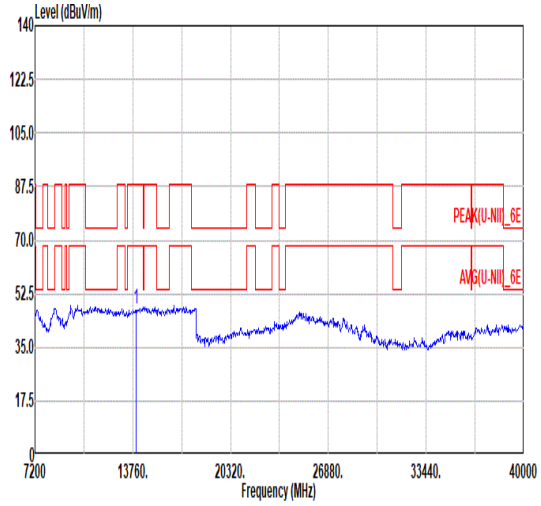 Freq Level Limit Line Margin Read Level Ant Factor Cable Loss Preamp Factor APos TPos Remark MHz dBuV/m dBuV/m dB dBuV dB/m dB dB cm deg 1 13970.00 47.46 88.20 -40.74 43.36 39.68 16.53 52.11 --- --- Peak	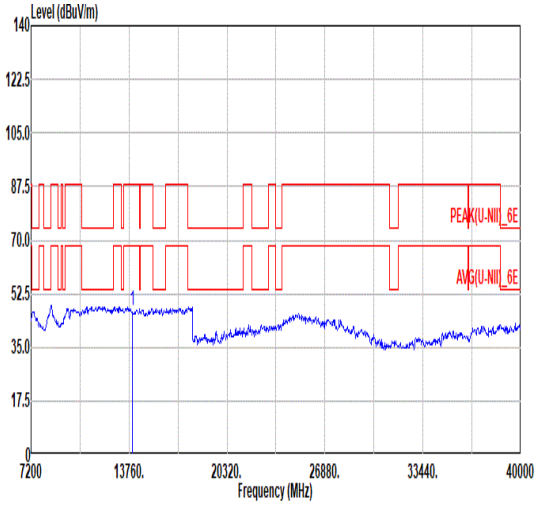 Freq Level Limit Line Margin Read Level Ant Factor Cable Loss Preamp Factor APos TPos Remark MHz dBuV/m dBuV/m dB dBuV dB/m dB dB cm deg 1 13970.00 47.12 88.20 -41.08 43.02 39.68 16.53 52.11 --- --- Peak

Mode	38	
	Band Edge	
	U-NII-8_6.875-7.125_802.11ax HE20_CH185_Full RU_6875MHz	
ANT	5+7	
Pol.	Horizontal	Fundamental
Peak	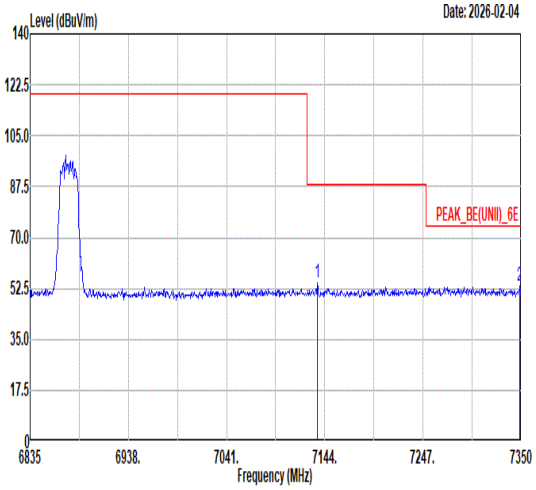 Freq Level Limit Line Margin (dB) Read Level Ant Factor Cable Loss Preamp Factor APos TPos Remark MHz dBuV/m dBuV/m dBuV dB/m dB dB cm deg 1 7136.28 54.30 88.20 -33.90 39.57 36.26 11.60 33.13 352 300 PEAK 2 7348.46 53.21 74.00 -20.79 37.86 36.52 12.00 33.17 352 300 PEAK	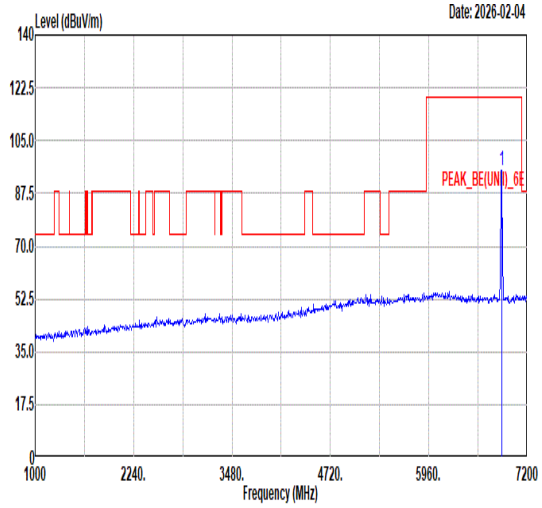 Freq Level Limit Line Margin (dB) Read Level Ant Factor Cable Loss Preamp Factor APos TPos Remark MHz dBuV/m dBuV/m dBuV dB/m dB dB cm deg 1 6875.00 95.30 ------ ------ 80.91 36.20 11.27 33.08 352 300 PEAK
Avg	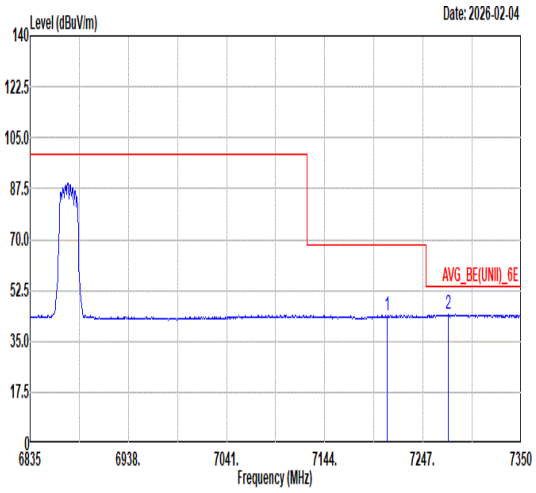 Freq Level Limit Line Margin (dB) Read Level Ant Factor Cable Loss Preamp Factor APos TPos Remark MHz dBuV/m dBuV/m dBuV dB/m dB dB cm deg 1 7209.41 43.98 68.20 -24.22 28.93 36.35 11.84 33.14 352 300 AVERAGE 2 7273.78 44.34 54.00 -9.66 29.11 36.43 11.95 33.15 352 300 AVERAGE	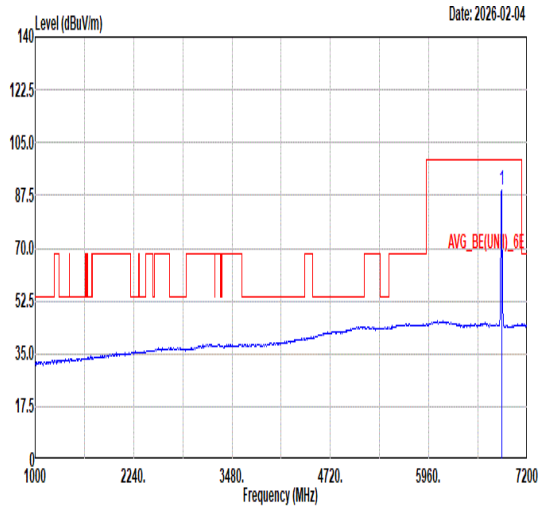 Freq Level Limit Line Margin (dB) Read Level Ant Factor Cable Loss Preamp Factor APos TPos Remark MHz dBuV/m dBuV/m dBuV dB/m dB dB cm deg 1 6875.00 89.05 ------ ------ 74.66 36.20 11.27 33.08 352 300 AVERAGE

Mode	38	
	Band Edge	
	U-NII-8_6.875-7.125_802.11ax HE20_CH185_Full RU_6875MHz	
ANT	5+7	
Pol.	Vertical	Fundamental
Peak	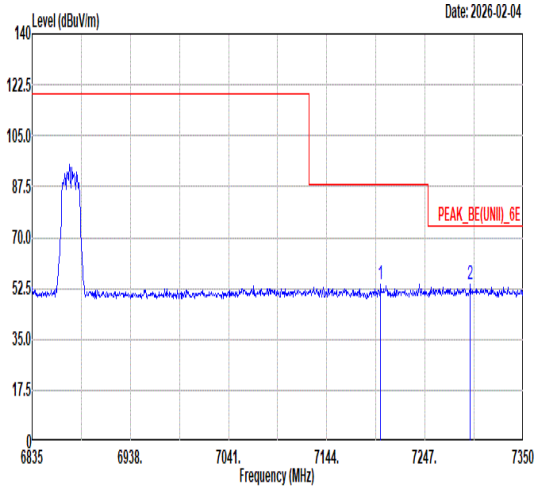 Freq Level Limit Line Margin (dB) Read Level Ant Factor Cable Loss Preamp Factor APos TPos Remark MHz dBuV/m dBuV/m dBuV dB/m dB dB cm deg 1 7200.65 53.75 88.20 -34.45 38.73 36.34 11.82 33.14 367 236 PEAK 2 7294.38 53.68 74.00 -20.32 38.40 36.45 11.99 33.16 367 236 PEAK	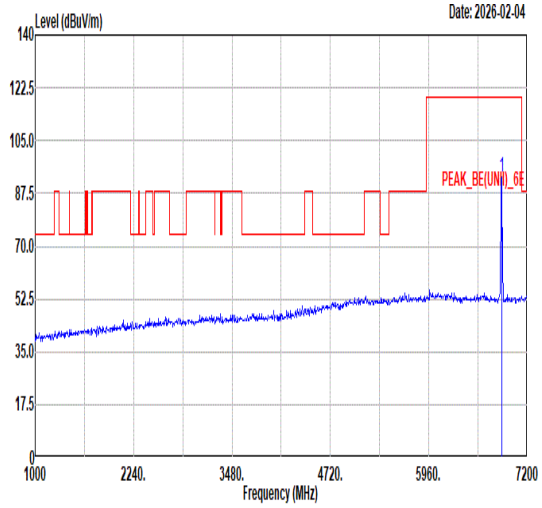 Freq Level Limit Line Margin (dB) Read Level Ant Factor Cable Loss Preamp Factor APos TPos Remark MHz dBuV/m dBuV/m dBuV dB/m dB dB cm deg 1 6875.00 92.75 ------ ------ 78.36 36.20 11.27 33.08 367 236 PEAK
Avg	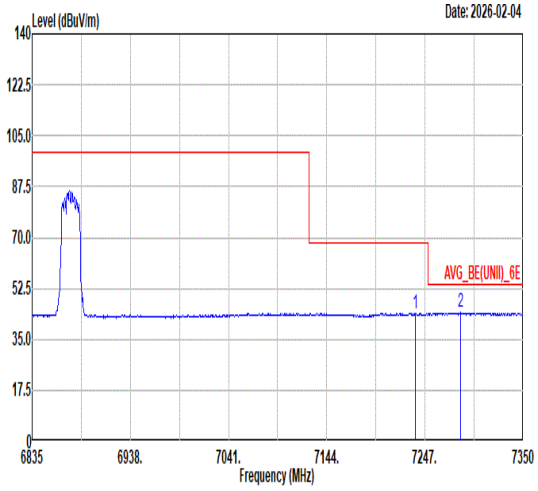 Freq Level Limit Line Margin (dB) Read Level Ant Factor Cable Loss Preamp Factor APos TPos Remark MHz dBuV/m dBuV/m dBuV dB/m dB dB cm deg 1 7237.22 44.02 68.20 -24.18 28.90 36.38 11.89 33.15 367 236 AVERAGE 2 7284.60 44.18 54.00 -9.82 28.93 36.44 11.97 33.16 367 236 AVERAGE	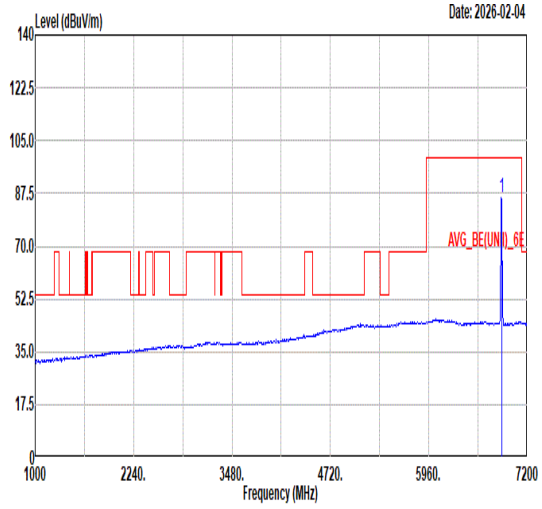 Freq Level Limit Line Margin (dB) Read Level Ant Factor Cable Loss Preamp Factor APos TPos Remark MHz dBuV/m dBuV/m dBuV dB/m dB dB cm deg 1 6875.00 85.97 ------ ------ 71.56 36.20 11.28 33.07 367 236 AVERAGE

Mode	38	
	Harmonic	
	U-NII-8_6.875-7.125_802.11ax HE20_CH185_Full RU_6875MHz	
ANT	5+7	
Pol.	Horizontal	Vertical
Peak Avg	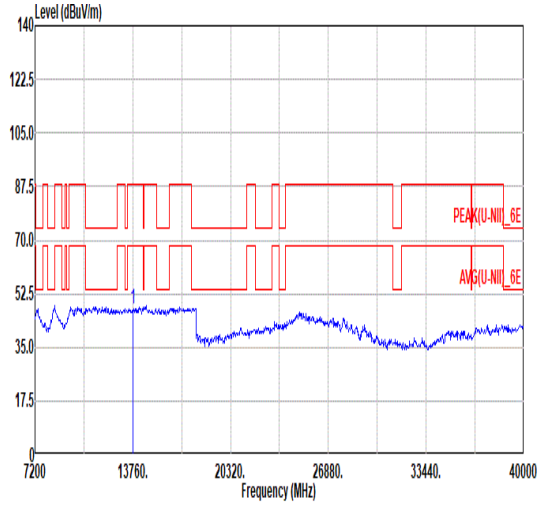 Freq Level Limit Line Margin Read Level Ant Factor Cable Loss Preamp Factor APos TPos Remark MHz dBuV/m dBuV/m dB dBuV dB/m dB dB cm deg 1 13750.00 47.45 88.20 -40.75 43.65 39.53 16.47 52.20 --- --- Peak	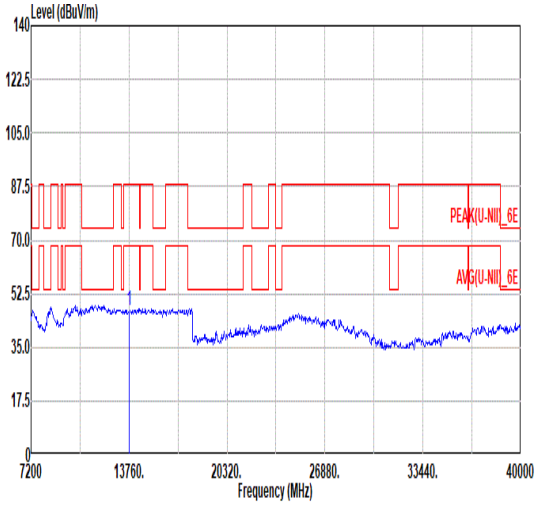 Freq Level Limit Line Margin Read Level Ant Factor Cable Loss Preamp Factor APos TPos Remark MHz dBuV/m dBuV/m dB dBuV dB/m dB dB cm deg 1 13750.00 47.11 88.20 -41.09 43.31 39.53 16.47 52.20 --- --- Peak

Mode	39	
	Band Edge	
	U-NII-8_6.875-7.125_802.11ax HE40_CH187_Full RU_6885MHz	
ANT	5+7	
Pol.	Horizontal	Fundamental
Peak	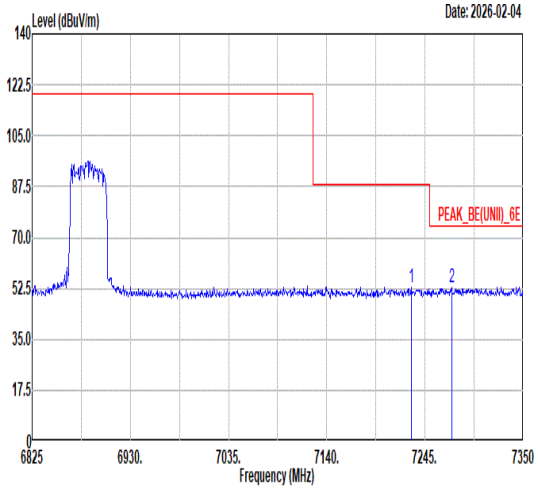 Freq Level Limit Line Margin (dB) Read Level Ant Factor Cable Loss Preamp Factor APos TPos Remark MHz dBuV/m dBuV/m dBuV dB/m dB dB cm deg 1 7230.30 53.05 88.20 -35.15 37.95 36.38 11.87 33.15 383 303 PEAK 2 7273.35 53.05 74.00 -20.95 37.82 36.43 11.95 33.15 383 303 PEAK	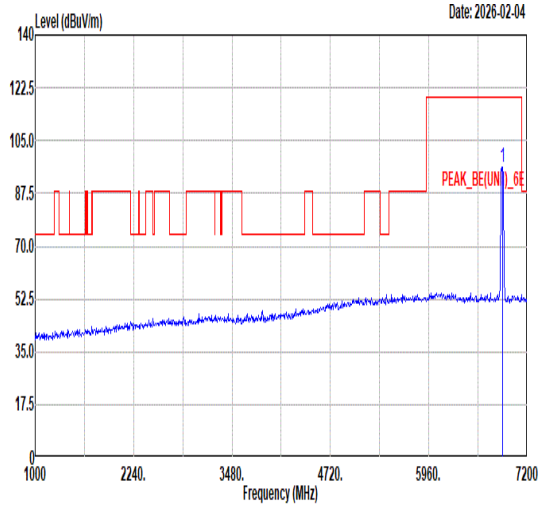 Freq Level Limit Line Margin (dB) Read Level Ant Factor Cable Loss Preamp Factor APos TPos Remark MHz dBuV/m dBuV/m dBuV dB/m dB dB cm deg 1 6885.00 96.38 ------ ------ 81.99 36.20 11.27 33.08 383 303 PEAK
Avg	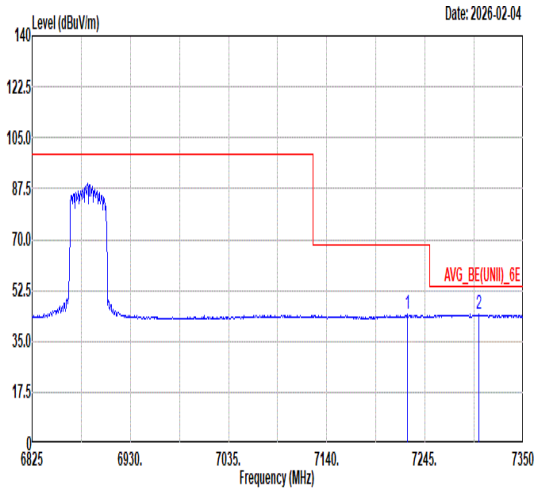 Freq Level Limit Line Margin (dB) Read Level Ant Factor Cable Loss Preamp Factor APos TPos Remark MHz dBuV/m dBuV/m dBuV dB/m dB dB cm deg 1 7226.10 44.18 68.20 -24.02 29.09 36.37 11.87 33.15 383 303 AVERAGE 2 7302.75 44.18 54.00 -9.82 28.88 36.46 12.00 33.16 383 303 AVERAGE	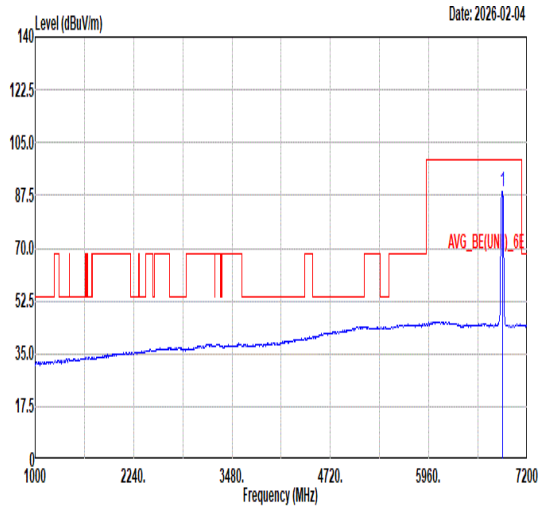 Freq Level Limit Line Margin (dB) Read Level Ant Factor Cable Loss Preamp Factor APos TPos Remark MHz dBuV/m dBuV/m dBuV dB/m dB dB cm deg 1 6885.00 88.73 ------ ------ 74.35 36.19 11.27 33.08 383 303 AVERAGE

Mode	39
	Band Edge
	U-NII-8_6.875-7.125_802.11ax HE40_CH187_Full RU_6885MHz
ANT	5+7

Pol.	Vertical	Fundamental
Peak	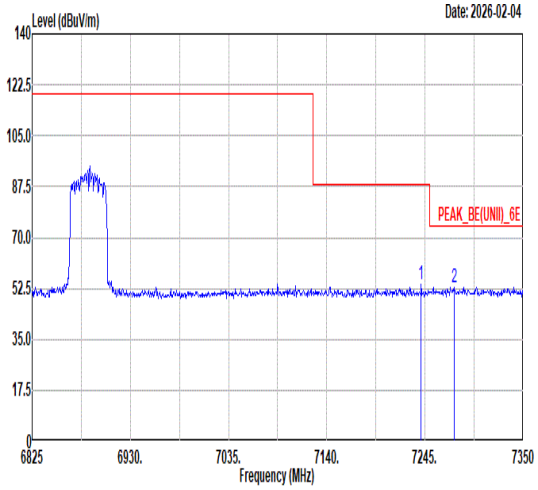 1 7240.80 53.75 88.20 -34.45 38.62 36.39 11.89 33.15 357 229 PEAK 2 7275.98 52.85 74.00 -21.15 37.62 36.43 11.96 33.16 357 229 PEAK	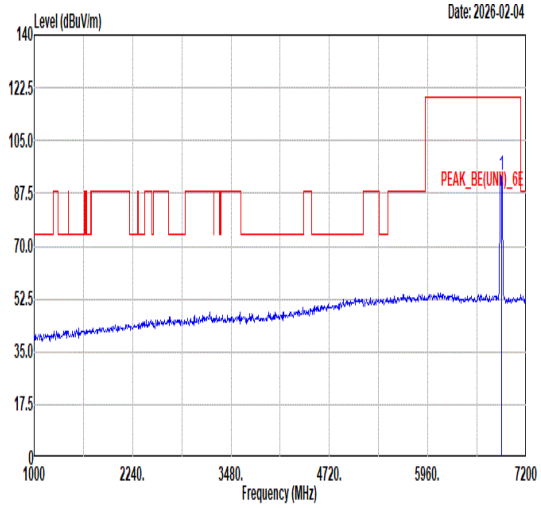 1 6885.00 93.45 ------ ------ 79.07 36.19 11.27 33.08 357 229 PEAK
Avg	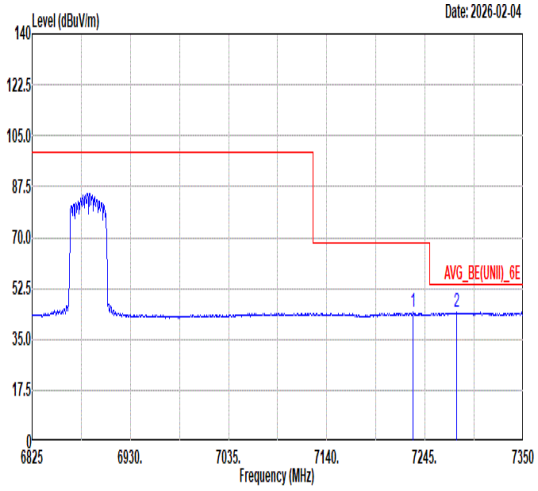 1 7232.40 44.16 68.20 -24.04 29.05 36.38 11.88 33.15 357 229 AVERAGE 2 7279.13 44.37 54.00 -9.63 29.14 36.43 11.96 33.16 357 229 AVERAGE	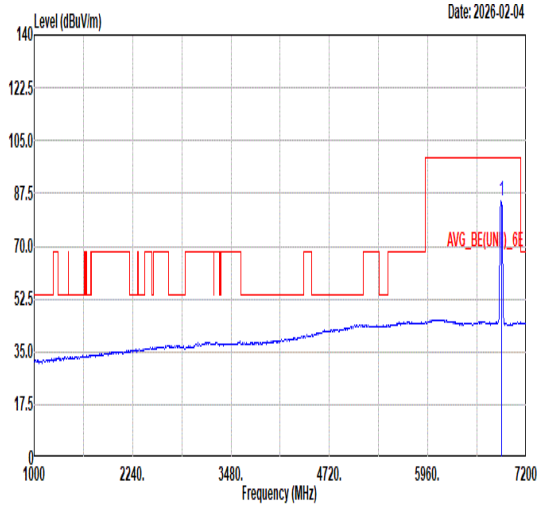 1 6885.00 84.95 ------ ------ 70.57 36.19 11.27 33.08 357 229 AVERAGE

Mode	39	
	Harmonic	
	U-NII-8_6.875-7.125_802.11ax HE40_CH187_Full RU_6885MHz	
ANT	5+7	
Pol.	Horizontal	Vertical
Peak Avg	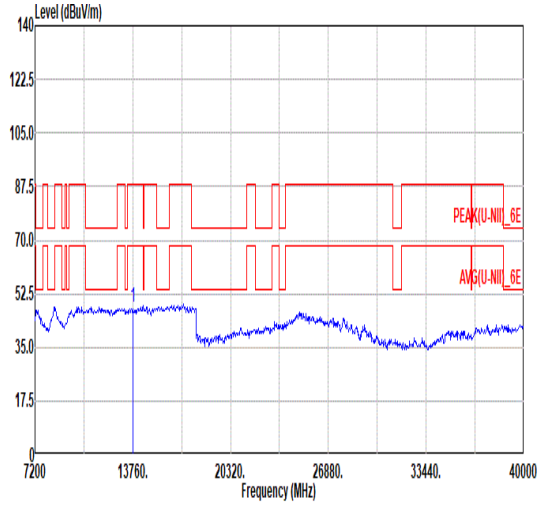 Freq Level Limit Line Margin Read Level Ant Factor Cable Loss Preamp Factor APos TPos Remark MHz dBuV/m dBuV/m dB dBuV dB/m dB dB cm deg 1 13770.00 47.96 88.20 -40.24 44.14 39.54 16.47 52.19 --- --- Peak	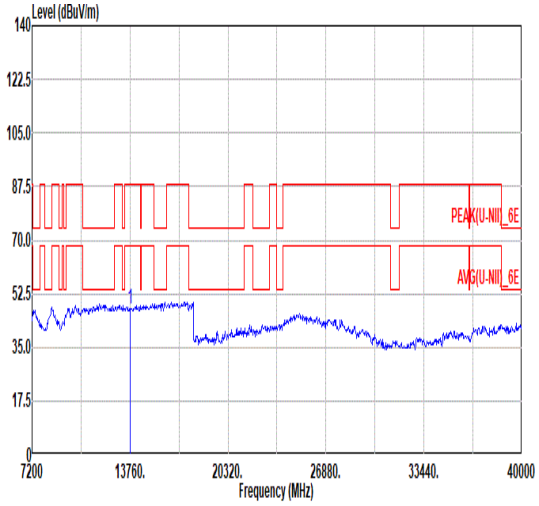 Freq Level Limit Line Margin Read Level Ant Factor Cable Loss Preamp Factor APos TPos Remark MHz dBuV/m dBuV/m dB dBuV dB/m dB dB cm deg 1 13770.00 47.69 88.20 -40.51 43.87 39.54 16.47 52.19 --- --- Peak

Mode	40
	Band Edge
	U-NII-8_6.875-7.125_802.11ax HE80_CH183_Full RU_6865MHz
ANT	5+7

Pol.	Horizontal	Fundamental
Peak	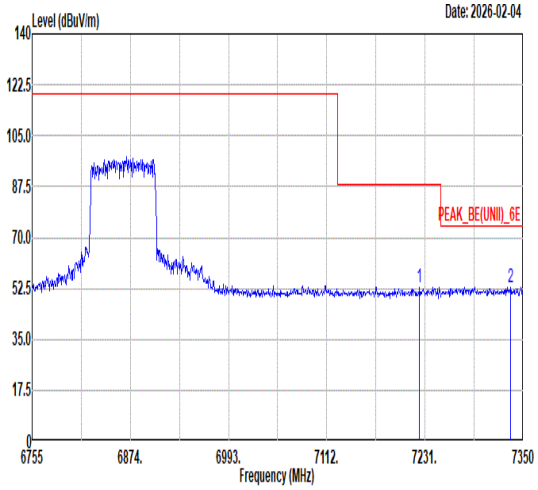 Freq Level Limit Line Margin (dB) Read Level Ant Factor Cable Loss Preamp Factor APos TPos Remark MHz dBuV/m dBuV/m dBuV dB/m dB dB cm deg 1 7224.46 53.04 88.20 -35.16 37.95 36.37 11.86 33.14 383 305 PEAK 2 7334.53 52.81 74.00 -21.19 37.48 36.50 12.00 33.17 383 305 PEAK	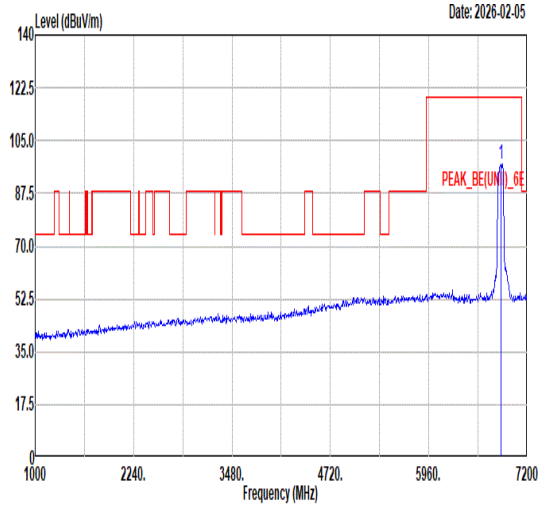 Freq Level Limit Line Margin (dB) Read Level Ant Factor Cable Loss Preamp Factor APos TPos Remark MHz dBuV/m dBuV/m dBuV dB/m dB dB cm deg 1 6865.00 97.20 ------ ------ 82.82 36.19 11.27 33.08 383 305 PEAK
Avg	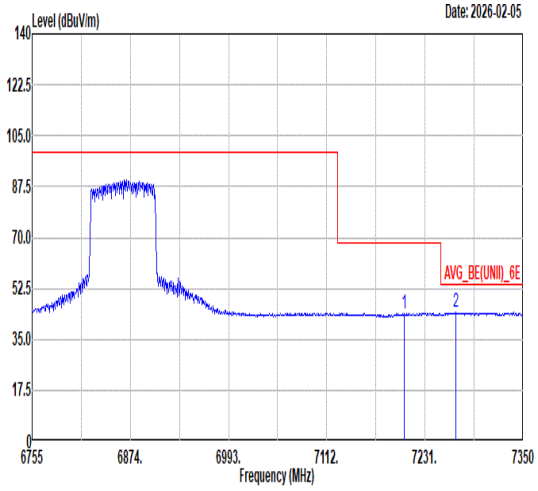 Freq Level Limit Line Margin (dB) Read Level Ant Factor Cable Loss Preamp Factor APos TPos Remark MHz dBuV/m dBuV/m dBuV dB/m dB dB cm deg 1 7205.42 44.11 68.20 -24.09 29.07 36.35 11.83 33.14 383 305 AVERAGE 2 7268.49 44.29 54.00 -9.71 29.08 36.42 11.94 33.15 383 305 AVERAGE	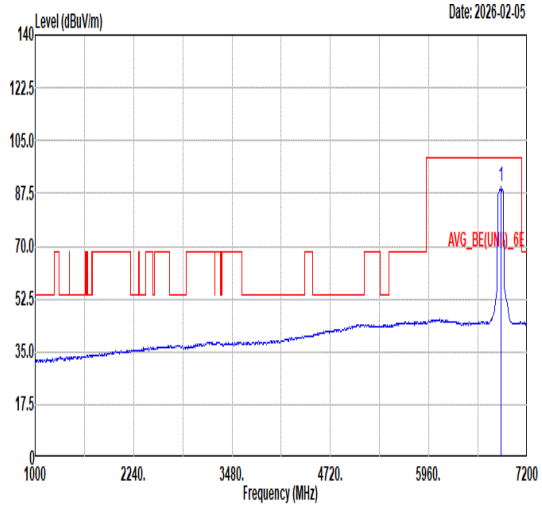 Freq Level Limit Line Margin (dB) Read Level Ant Factor Cable Loss Preamp Factor APos TPos Remark MHz dBuV/m dBuV/m dBuV dB/m dB dB cm deg 1 6865.00 89.56 ------ ------ 75.15 36.20 11.28 33.07 383 305 AVERAGE

Mode	40
	Band Edge
	U-NII-8_6.875-7.125_802.11ax HE80_CH183_Full RU_6865MHz
ANT	5+7

Pol.	Vertical	Fundamental
Peak	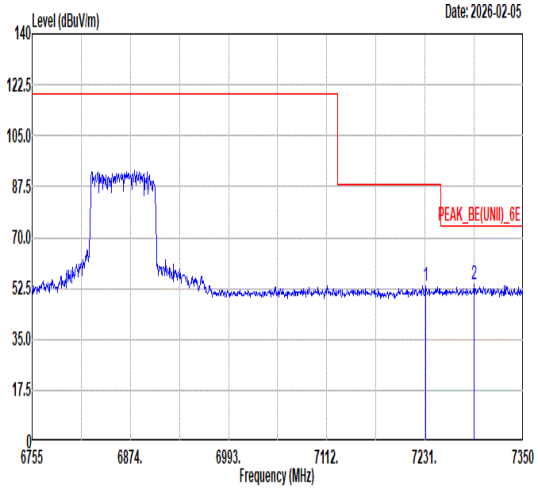 Freq Level Limit Line Margin (dB) Read Level Ant Factor Cable Loss Preamp Factor APos TPos Remark MHz dBuV/m dBuV/m dBuV dB/m dB dB cm deg 1 7232.19 53.39 88.20 -34.81 38.28 36.38 11.88 33.15 360 234 PEAK 2 7290.50 53.85 74.00 -20.15 38.58 36.45 11.98 33.16 360 234 PEAK	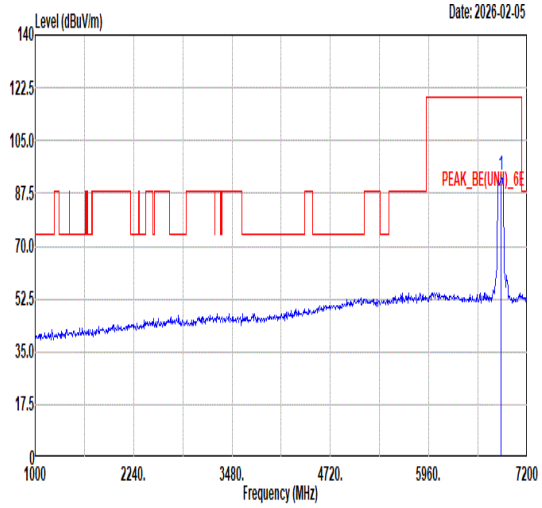 Freq Level Limit Line Margin (dB) Read Level Ant Factor Cable Loss Preamp Factor APos TPos Remark MHz dBuV/m dBuV/m dBuV dB/m dB dB cm deg 1 6865.00 93.26 ------ ------ 78.85 36.20 11.28 33.07 360 234 PEAK
Avg	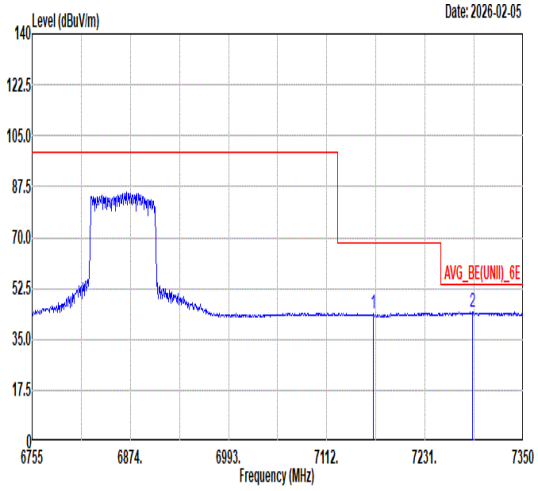 Freq Level Limit Line Margin (dB) Read Level Ant Factor Cable Loss Preamp Factor APos TPos Remark MHz dBuV/m dBuV/m dBuV dB/m dB dB cm deg 1 7168.53 43.88 68.20 -24.32 29.00 36.30 11.71 33.13 360 234 AVERAGE 2 7288.72 44.44 54.00 -9.56 29.17 36.45 11.98 33.16 360 234 AVERAGE	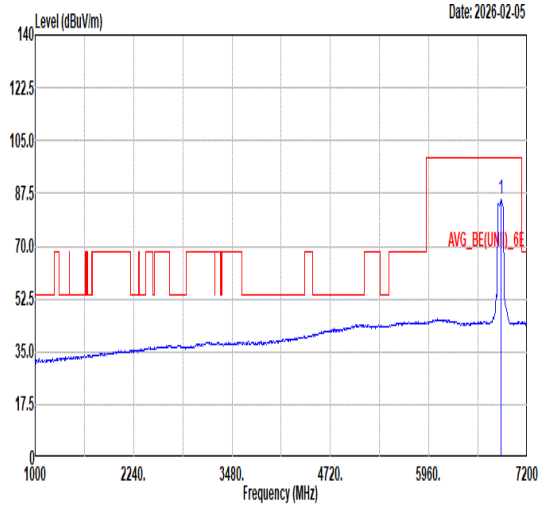 Freq Level Limit Line Margin (dB) Read Level Ant Factor Cable Loss Preamp Factor APos TPos Remark MHz dBuV/m dBuV/m dBuV dB/m dB dB cm deg 1 6865.00 85.57 ------ ------ 71.16 36.20 11.28 33.07 360 234 AVERAGE

Mode	40	
	Harmonic	
	U-NII-8_6.875-7.125_802.11ax HE80_CH183_Full RU_6865MHz	
ANT	5+7	
Pol.	Horizontal	Vertical
Peak Avg	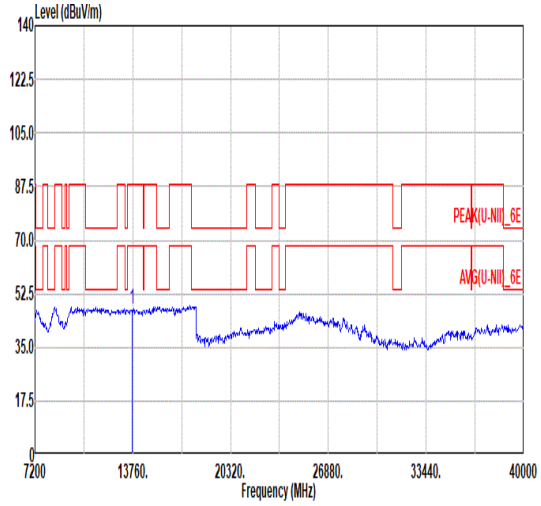 Freq Level Limit Line Margin Read Level Ant Factor Cable Loss Preamp Factor APos TPos Remark MHz dBuV/m dBuV/m dB dBuV dB/m dB dB cm deg 1 13730.00 47.34 88.20 -40.86 43.58 39.51 16.46 52.21 --- --- Peak	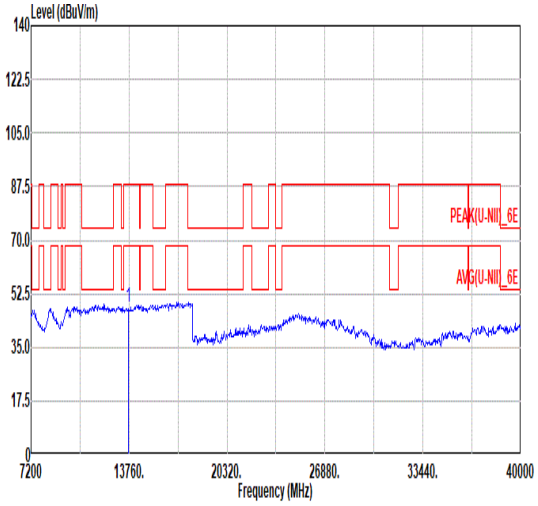 Freq Level Limit Line Margin Read Level Ant Factor Cable Loss Preamp Factor APos TPos Remark MHz dBuV/m dBuV/m dB dBuV dB/m dB dB cm deg 1 13730.00 47.82 88.20 -40.38 44.06 39.51 16.46 52.21 --- --- Peak

Mode	41
	Band Edge
	U-NII-8_6.875-7.125_802.11ax HE160_CH175_Full RU_6825MHz
ANT	5+7

Pol.	Horizontal	Fundamental
Peak	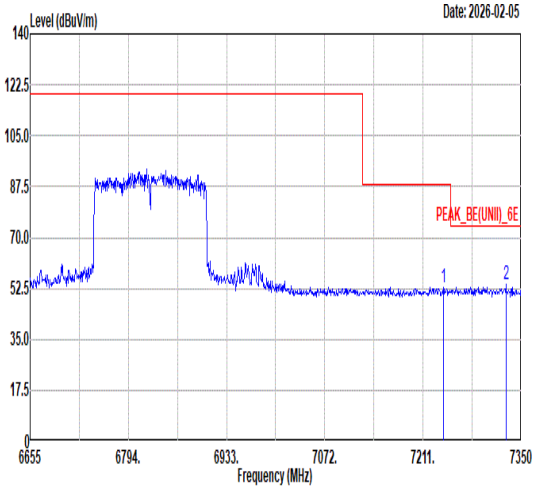 Freq Level Limit Line Margin (dB) Read Level Ant Factor Cable Loss Preamp Factor APos TPos Remark MHz dBuV/m dBuV/m dBuV dB/m dB dB cm deg 1 7239.50 52.90 88.20 -35.30 37.77 36.39 11.89 33.15 228 307 PEAK 2 7328.46 53.95 74.00 -20.05 38.63 36.49 12.00 33.17 228 307 PEAK	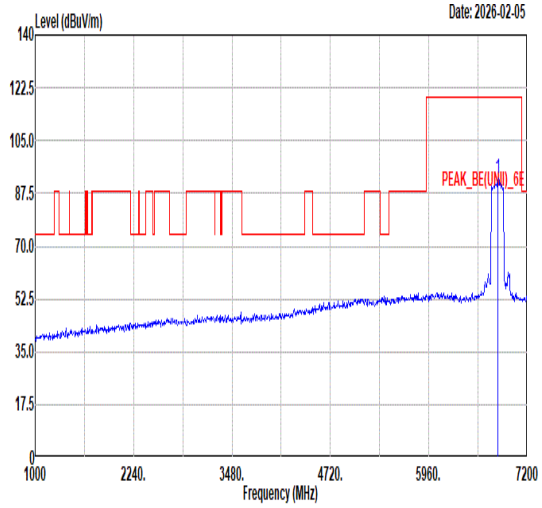 Freq Level Limit Line Margin (dB) Read Level Ant Factor Cable Loss Preamp Factor APos TPos Remark MHz dBuV/m dBuV/m dBuV dB/m dB dB cm deg 1 6825.00 92.49 ------ ------ 78.05 36.23 11.28 33.07 228 307 PEAK
Avg	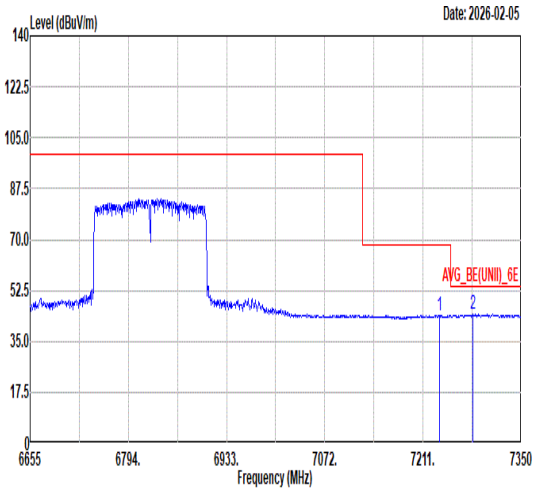 Freq Level Limit Line Margin (dB) Read Level Ant Factor Cable Loss Preamp Factor APos TPos Remark MHz dBuV/m dBuV/m dBuV dB/m dB dB cm deg 1 7234.63 44.00 68.20 -24.20 28.89 36.38 11.88 33.15 228 307 AVERAGE 2 7281.20 44.34 54.00 -9.66 29.10 36.44 11.96 33.16 228 307 AVERAGE	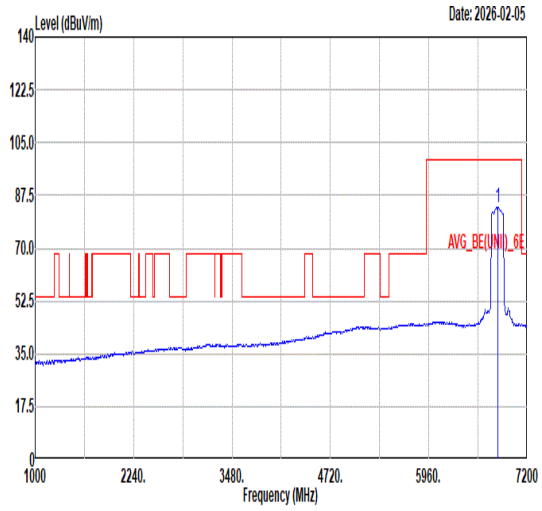 Freq Level Limit Line Margin (dB) Read Level Ant Factor Cable Loss Preamp Factor APos TPos Remark MHz dBuV/m dBuV/m dBuV dB/m dB dB cm deg 1 6825.00 83.65 ------ ------ 69.21 36.23 11.28 33.07 228 307 AVERAGE

Mode	41
	Band Edge
	U-NII-8_6.875-7.125_802.11ax HE160_CH175_Full RU_6825MHz
ANT	5+7

Pol.	Vertical	Fundamental
Peak	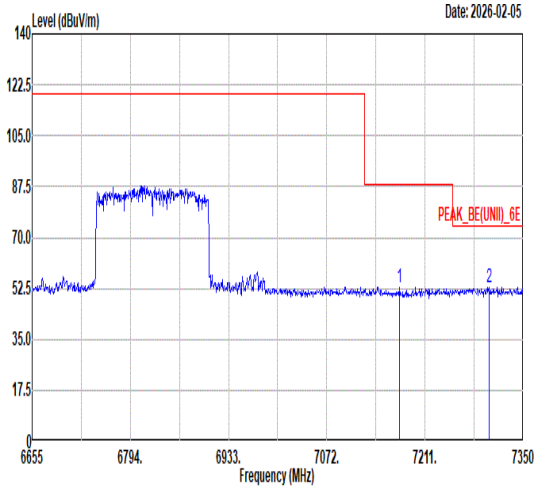 Freq Level Limit Line Margin (dB) Read Level Ant Factor Cable Loss Preamp Factor APos TPos Remark MHz dBuV/m dBuV/m dBuV dB/m dB dB cm deg 1 7174.86 53.04 88.20 -35.16 38.13 36.31 11.73 33.13 355 218 PEAK 2 7301.35 52.92 74.00 -21.08 37.62 36.46 12.00 33.16 355 218 PEAK	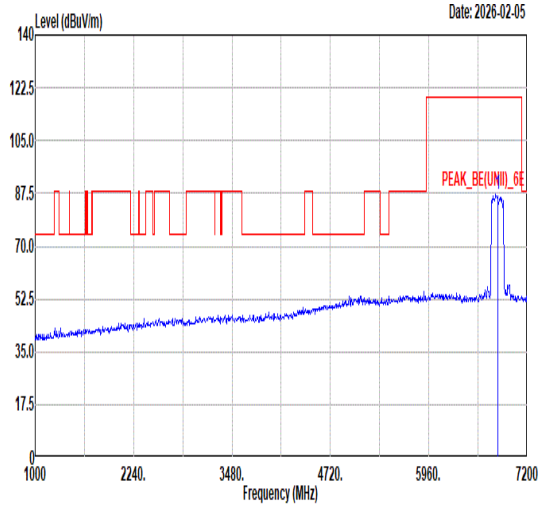 Freq Level Limit Line Margin (dB) Read Level Ant Factor Cable Loss Preamp Factor APos TPos Remark MHz dBuV/m dBuV/m dBuV dB/m dB dB cm deg 1 6825.00 87.30 ------ ------ 72.81 36.26 11.29 33.06 355 218 PEAK
Avg	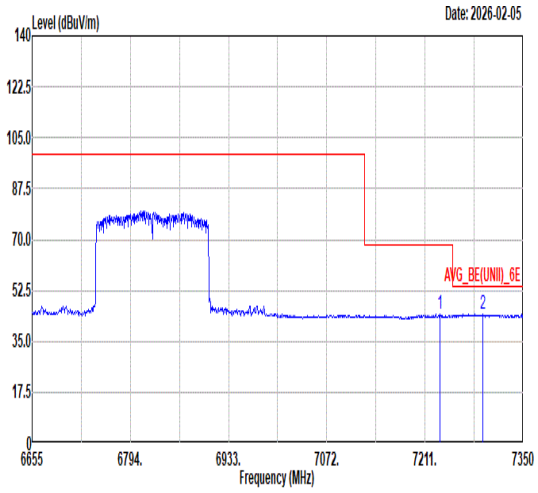 Freq Level Limit Line Margin (dB) Read Level Ant Factor Cable Loss Preamp Factor APos TPos Remark MHz dBuV/m dBuV/m dBuV dB/m dB dB cm deg 1 7231.85 44.17 68.20 -24.03 29.06 36.38 11.88 33.15 355 218 AVERAGE 2 7293.01 44.31 54.00 -9.69 29.03 36.45 11.99 33.16 355 218 AVERAGE	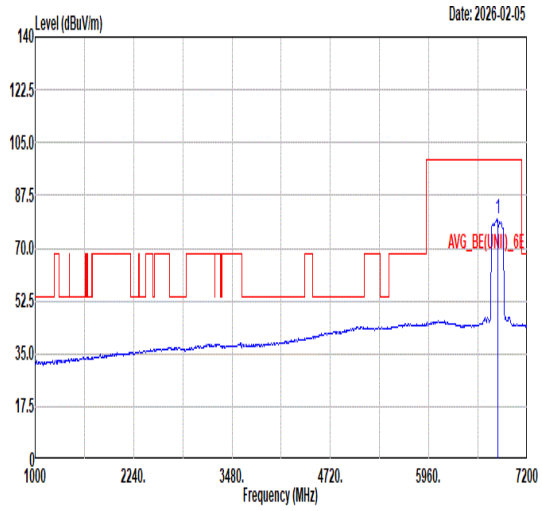 Freq Level Limit Line Margin (dB) Read Level Ant Factor Cable Loss Preamp Factor APos TPos Remark MHz dBuV/m dBuV/m dBuV dB/m dB dB cm deg 1 6825.00 79.59 ------ ------ 65.11 36.25 11.29 33.06 355 218 AVERAGE

Mode	41	
	Harmonic	
	U-NII-8_6.875-7.125_802.11ax HE160_CH175_Full RU_6825MHz	
ANT	5+7	
Pol.	Horizontal	Vertical
Peak Avg	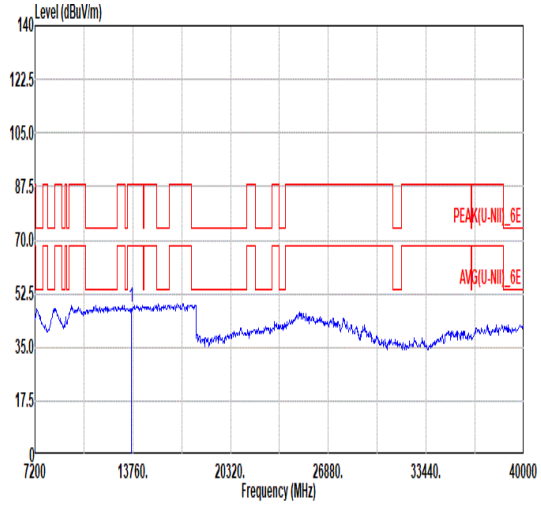 Freq Level Limit Line Margin Read Level Ant Factor Cable Loss Preamp Factor APos TPos Remark MHz dBuV/m dBuV/m dB dBuV dB/m dB dB cm deg 1 13650.00 47.87 88.20 -40.33 44.21 39.46 16.44 52.24 --- --- Peak	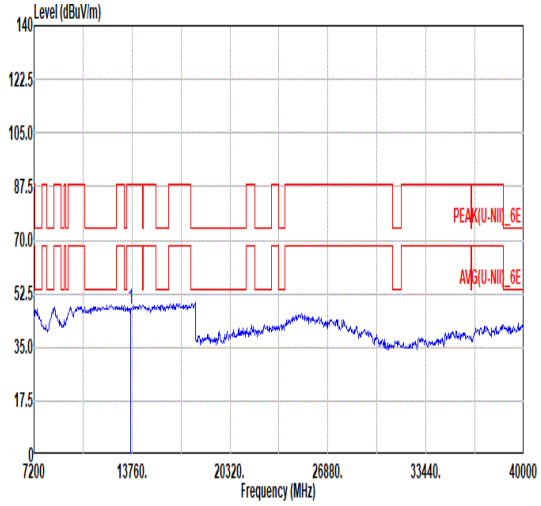 Freq Level Limit Line Margin Read Level Ant Factor Cable Loss Preamp Factor APos TPos Remark MHz dBuV/m dBuV/m dB dBuV dB/m dB dB cm deg 1 13650.00 47.81 88.20 -40.39 44.15 39.46 16.44 52.24 --- --- Peak

Mode	42
	Band Edge
	U-NII-6_6.425-6.525_802.11ax HE40_CH115_Full RU_6525MHz
ANT	5+7

Pol.	Horizontal	Fundamental
Peak	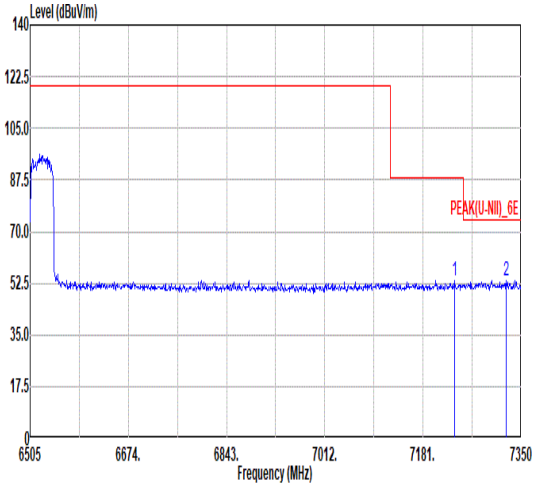 Freq Level Limit Line Margin Read Level Ant Factor Cable Loss Preamp Factor APos TPos Remark MHz dBuV/m dBuV/m dB dBuV dB/m dB dB cm deg 1 7235.08 53.53 88.20 -34.67 38.42 36.38 11.88 33.15 208 340 Peak 2 7323.81 53.43 74.00 -20.57 38.10 36.49 12.00 33.16 208 340 Peak	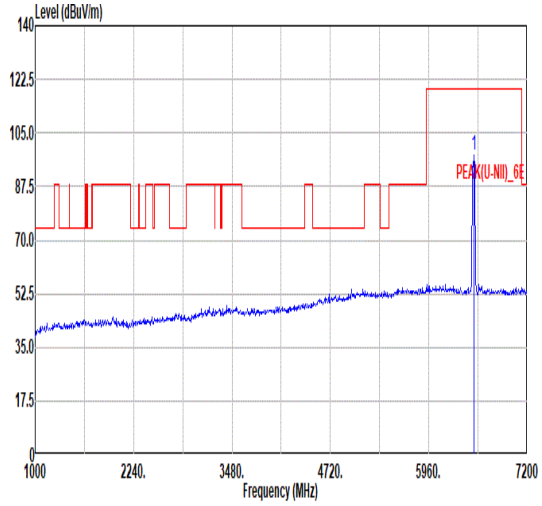 Freq Level Limit Line Margin Read Level Ant Factor Cable Loss Preamp Factor APos TPos Remark MHz dBuV/m dBuV/m dB dBuV dB/m dB dB cm deg 1 6525.00 97.93 ------ ------ 83.35 36.48 11.11 33.01 208 340 Peak
Avg	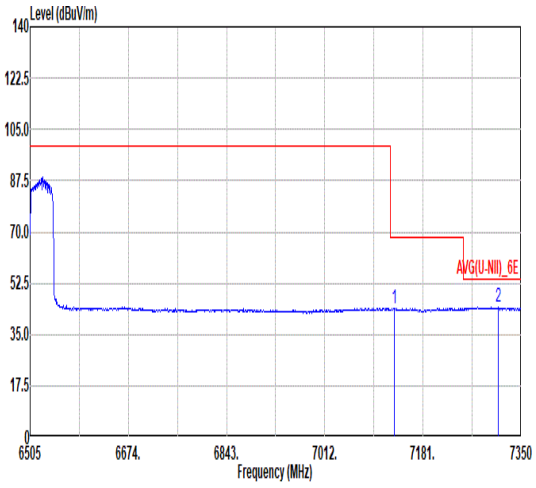 Freq Level Limit Line Margin Read Level Ant Factor Cable Loss Preamp Factor APos TPos Remark MHz dBuV/m dBuV/m dB dBuV dB/m dB dB cm deg 1 7131.99 44.00 68.20 -24.20 29.28 36.26 11.59 33.13 208 340 Average 2 7310.29 44.29 54.00 -9.71 28.97 36.47 12.01 33.16 208 340 Average	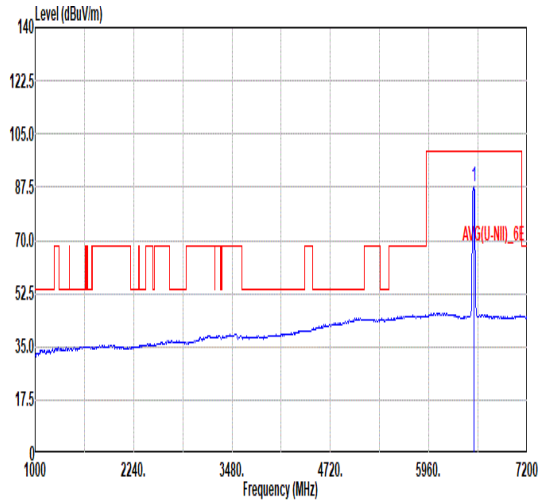 Freq Level Limit Line Margin Read Level Ant Factor Cable Loss Preamp Factor APos TPos Remark MHz dBuV/m dBuV/m dB dBuV dB/m dB dB cm deg 1 6525.00 87.85 ------ ------ 73.27 36.48 11.11 33.01 208 340 Average

Mode	42	
	Band Edge	
	U-NII-6_6.425-6.525_802.11ax HE40_CH115_Full RU_6525MHz	
ANT	5+7	
Pol.	Vertical	Fundamental
Peak	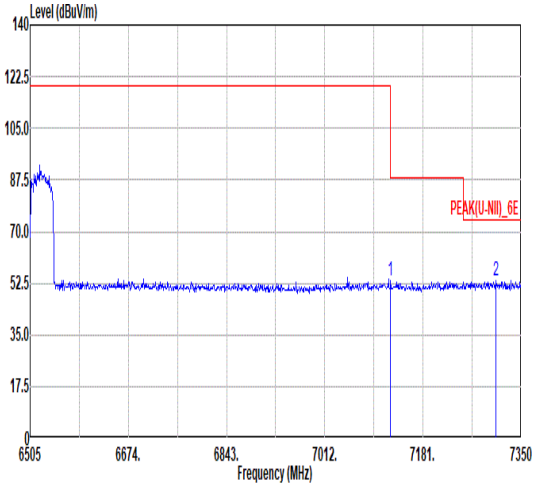 Freq Level Limit Line Margin Read Level Ant Factor Cable Loss Preamp Factor APos TPos Remark MHz dBuV/m dBuV/m dB dBuV dB/m dB dB cm deg 1 7125.23 53.21 88.20 -34.99 38.53 36.25 11.56 33.13 156 237 Peak 2 7306.06 53.20 74.00 -20.80 37.88 36.47 12.01 33.16 156 237 Peak	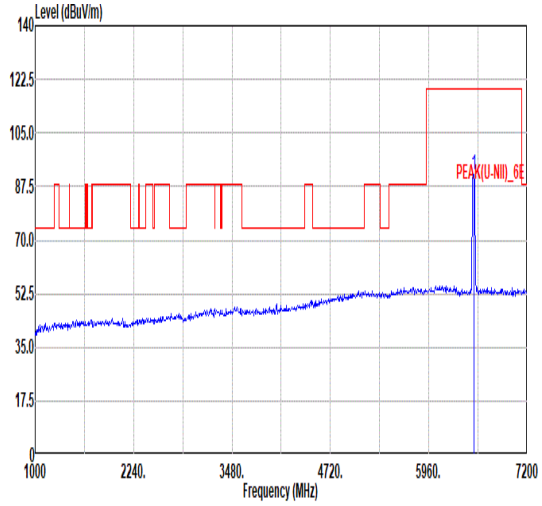 Freq Level Limit Line Margin Read Level Ant Factor Cable Loss Preamp Factor APos TPos Remark MHz dBuV/m dBuV/m dB dBuV dB/m dB dB cm deg 1 6525.00 91.60 ------ ------ 77.02 36.48 11.11 33.01 156 237 Peak
Avg	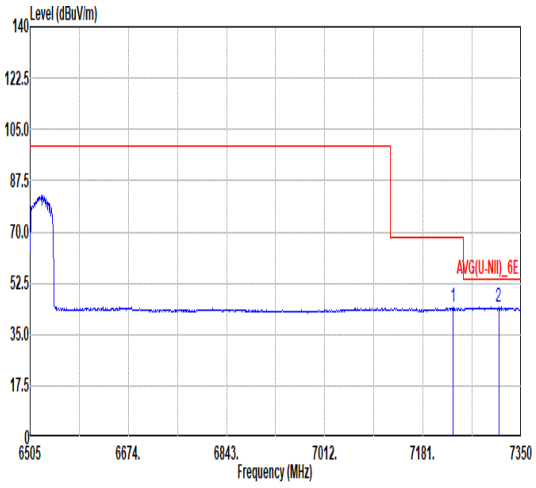 Freq Level Limit Line Margin Read Level Ant Factor Cable Loss Preamp Factor APos TPos Remark MHz dBuV/m dBuV/m dB dBuV dB/m dB dB cm deg 1 7232.55 44.15 68.20 -24.05 29.04 36.38 11.88 33.15 156 237 Average 2 7311.13 44.32 54.00 -9.68 29.00 36.47 12.01 33.16 156 237 Average	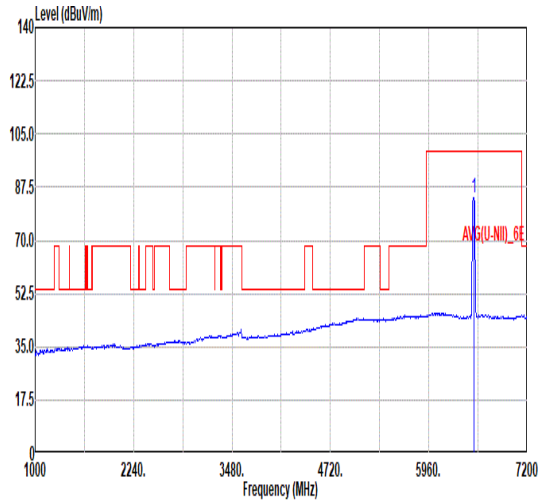 Freq Level Limit Line Margin Read Level Ant Factor Cable Loss Preamp Factor APos TPos Remark MHz dBuV/m dBuV/m dB dBuV dB/m dB dB cm deg 1 6525.00 84.13 ------ ------ 69.55 36.48 11.11 33.01 156 237 Average

Mode	42	
	Harmonic	
	U-NII-6_6.425-6.525_802.11ax HE40_CH115_Full RU_6525MHz	
ANT	5+7	
Pol.	Horizontal	Vertical
Peak Avg	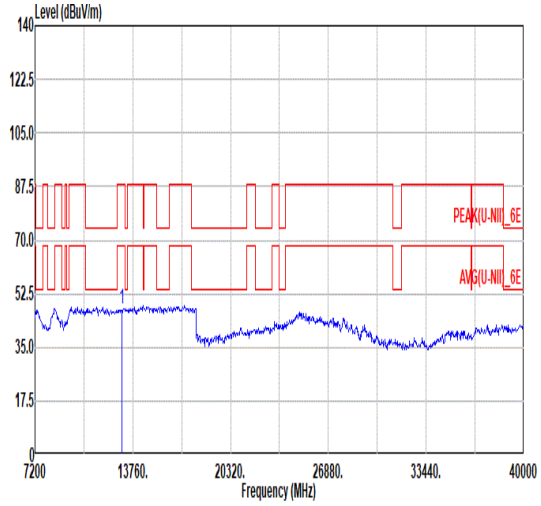 Freq Level Limit Line Margin Read Level Ant Factor Cable Loss Preamp Factor APos TPos Remark MHz dBuV/m dBuV/m dB dBuV dB/m dB dB cm deg 1 13050.00 47.78 88.20 -40.42 43.71 39.03 16.26 51.22 --- --- Peak	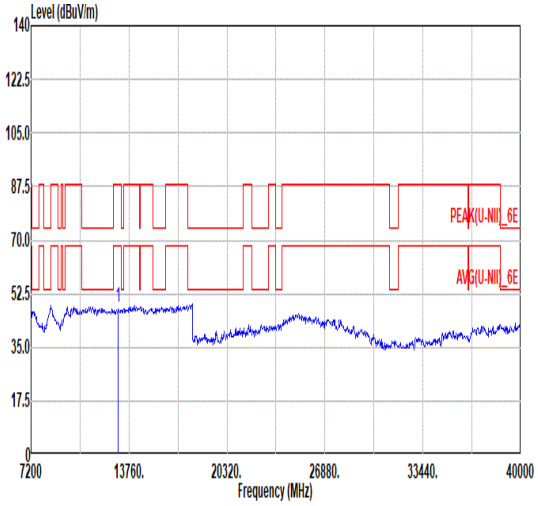 Freq Level Limit Line Margin Read Level Ant Factor Cable Loss Preamp Factor APos TPos Remark MHz dBuV/m dBuV/m dB dBuV dB/m dB dB cm deg 1 13050.00 47.99 88.20 -40.21 43.92 39.03 16.26 51.22 --- --- Peak

Mode	43
	Band Edge
	U-NII-6_6.425-6.525_802.11ax HE80_CH119_Full RU_6545MHz
ANT	5+7

Pol. — Horizontal

Peak

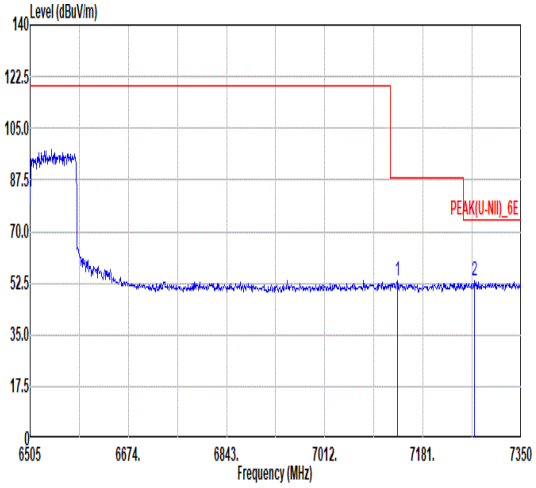

	Freq	Level	Limit Line	Margin	Read Level	Ant Factor	Cable Loss	Preamp Factor	APos	TPos	Remark
	MHz	dBuV/m	dBuV/m	dB	dBuV	dB/m	dB	dB	cm	deg	
1	7137.06	53.11	88.20	-35.09	38.38	36.26	11.60	33.13	196	338	Peak
2	7268.88	53.42	74.00	-20.58	38.21	36.42	11.94	33.15	196	338	Peak

Avg

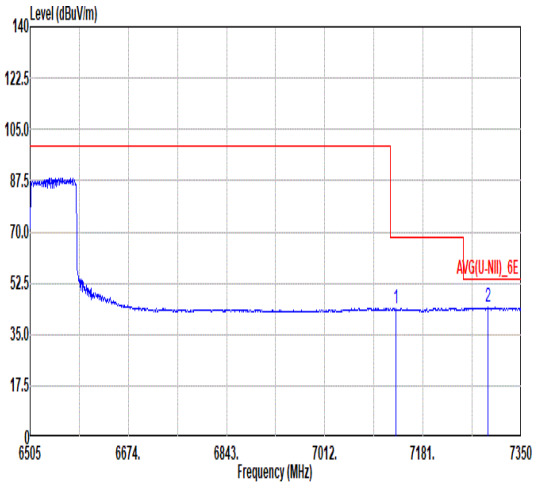

	Freq	Level	Limit Line	Margin	Read Level	Ant Factor	Cable Loss	Preamp Factor	APos	TPos	Remark
	MHz	dBuV/m	dBuV/m	dB	dBuV	dB/m	dB	dB	cm	deg	
1	7134.53	43.89	68.20	-24.31	29.16	36.26	11.60	33.13	196	338	Average
2	7292.54	44.21	54.00	-9.79	28.94	36.45	11.98	33.16	196	338	Average

Pol. — Fundamental

Peak

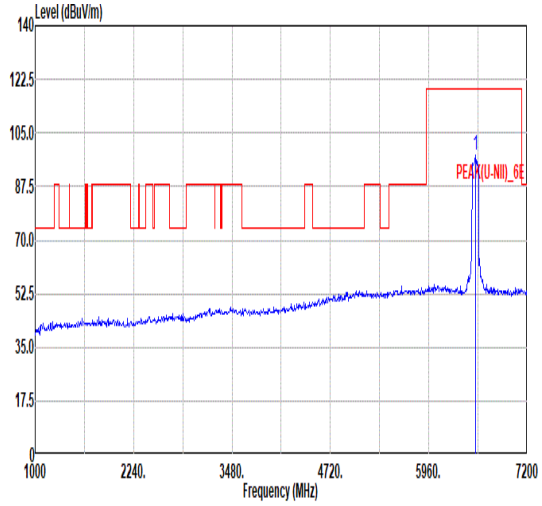

	Freq	Level	Limit Line	Margin	Read Level	Ant Factor	Cable Loss	Preamp Factor	APos	TPos	Remark
	MHz	dBuV/m	dBuV/m	dB	dBuV	dB/m	dB	dB	cm	deg	
1	6545.00	97.69	------	------	83.09	36.46	11.15	33.01	196	338	Peak

Avg

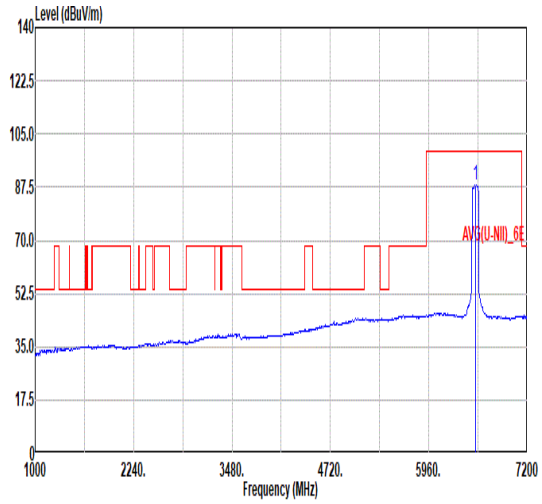

	Freq	Level	Limit Line	Margin	Read Level	Ant Factor	Cable Loss	Preamp Factor	APos	TPos	Remark
	MHz	dBuV/m	dBuV/m	dB	dBuV	dB/m	dB	dB	cm	deg	
1	6545.00	88.17	------	------	73.57	36.46	11.15	33.01	196	338	Average

Mode	43	
	Band Edge	
	U-NII-6_6.425-6.525_802.11ax HE80_CH119_Full RU_6545MHz	
ANT	5+7	
Pol.	Vertical	Fundamental
Peak	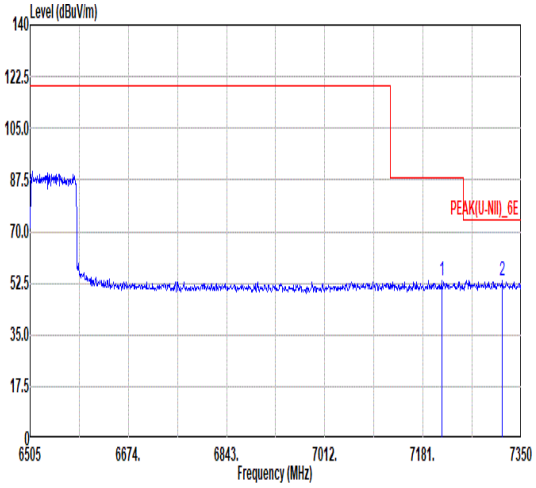 Freq Level Limit Line Margin Read Level Ant Factor Cable Loss Preamp Factor APos TPos Remark MHz dBuV/m dBuV/m dB dBuV dB/m dB dB cm deg 1 7213.11 53.13 88.20 -35.07 38.07 36.36 11.84 33.14 225 261 Peak 2 7317.89 53.40 74.00 -20.60 38.07 36.48 12.01 33.16 225 261 Peak	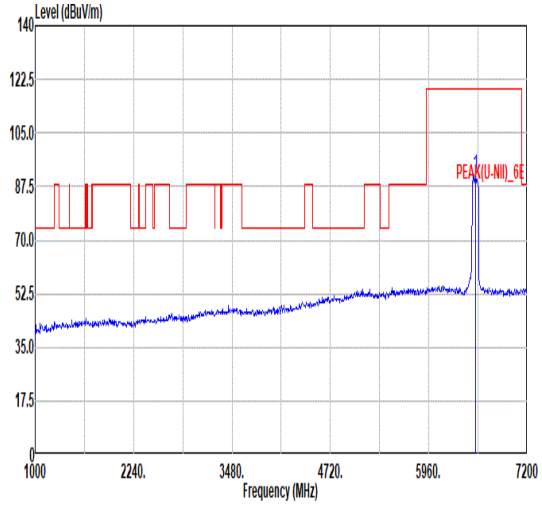 Freq Level Limit Line Margin Read Level Ant Factor Cable Loss Preamp Factor APos TPos Remark MHz dBuV/m dBuV/m dB dBuV dB/m dB dB cm deg 1 6545.00 91.17 ------ ------ 76.57 36.46 11.15 33.01 225 261 Peak
Avg	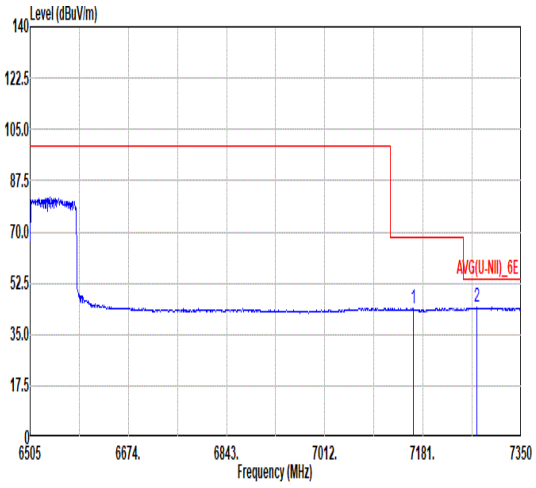 Freq Level Limit Line Margin Read Level Ant Factor Cable Loss Preamp Factor APos TPos Remark MHz dBuV/m dBuV/m dB dBuV dB/m dB dB cm deg 1 7164.95 44.05 68.20 -24.15 29.18 36.30 11.70 33.13 225 261 Average 2 7273.95 44.15 54.00 -9.85 28.92 36.43 11.95 33.15 225 261 Average	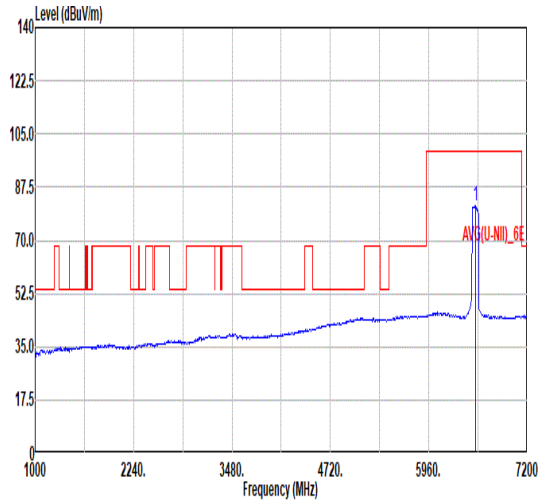 Freq Level Limit Line Margin Read Level Ant Factor Cable Loss Preamp Factor APos TPos Remark MHz dBuV/m dBuV/m dB dBuV dB/m dB dB cm deg 1 6545.00 81.39 ------ ------ 66.79 36.46 11.15 33.01 225 261 Average

Mode	43	
	Harmonic	
	U-NII-6_6.425-6.525_802.11ax HE80_CH119_Full RU_6545MHz	
ANT	5+7	
Pol.	Horizontal	Vertical
Peak Avg	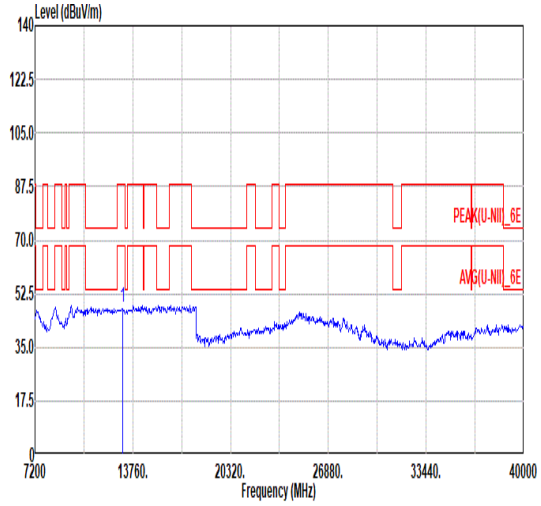 Freq Level Limit Line Margin Read Level Ant Factor Cable Loss Preamp Factor APos TPos Remark MHz dBuV/m dBuV/m dB dBuV dB/m dB dB cm deg 1 13090.00 47.93 88.20 -40.27 43.91 39.06 16.28 51.32 --- --- Peak	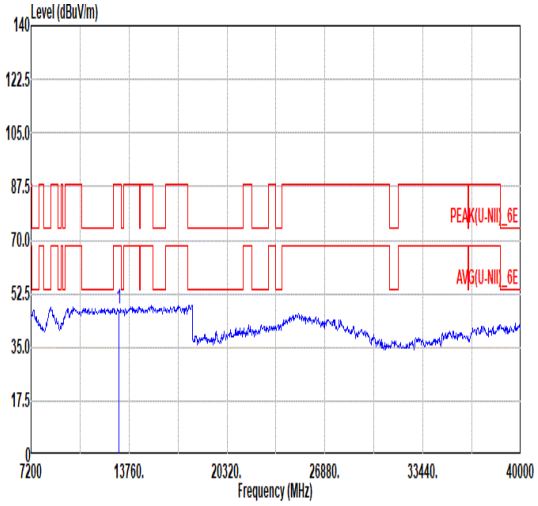 Freq Level Limit Line Margin Read Level Ant Factor Cable Loss Preamp Factor APos TPos Remark MHz dBuV/m dBuV/m dB dBuV dB/m dB dB cm deg 1 13090.00 47.77 88.20 -40.43 43.75 39.06 16.28 51.32 --- --- Peak

Mode	44	
	Band Edge	
	U-NII-6_6.425-6.525_802.11ax HE160_CH111_Full RU_6505MHz	
ANT	5+7	
Pol.	Horizontal	Fundamental
Peak	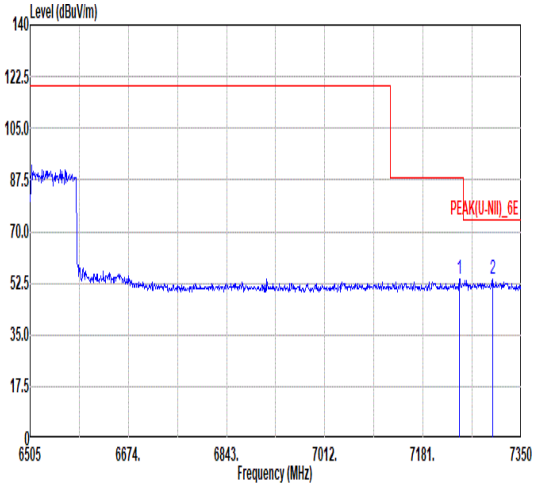 Freq Level Limit Line Margin Read Level Ant Factor Cable Loss Preamp Factor APos TPos Remark MHz dBuV/m dBuV/m dB dBuV dB/m dB dB cm deg 1 7243.53 53.72 88.20 -34.48 38.58 36.39 11.90 33.15 232 340 Peak 2 7300.99 53.96 74.00 -20.04 38.66 36.46 12.00 33.16 232 340 Peak	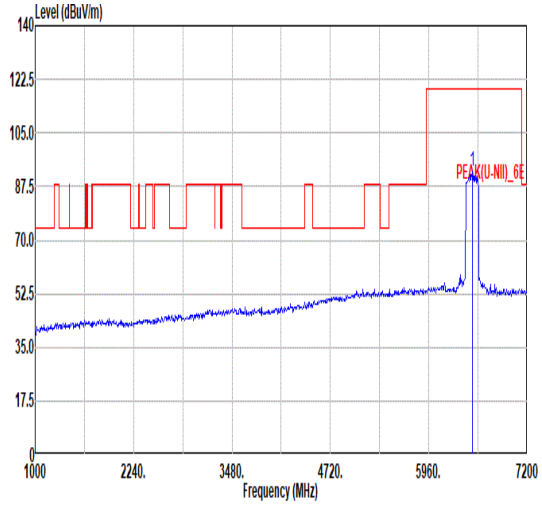 Freq Level Limit Line Margin Read Level Ant Factor Cable Loss Preamp Factor APos TPos Remark MHz dBuV/m dBuV/m dB dBuV dB/m dB dB cm deg 1 6505.00 92.24 ------ ------ 77.67 36.50 11.07 33.00 232 340 Peak
Avg	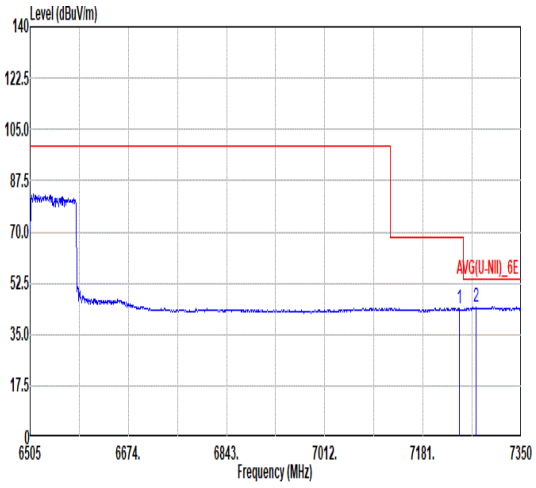 Freq Level Limit Line Margin Read Level Ant Factor Cable Loss Preamp Factor APos TPos Remark MHz dBuV/m dBuV/m dB dBuV dB/m dB dB cm deg 1 7243.53 43.87 68.20 -24.33 28.73 36.39 11.90 33.15 232 340 Average 2 7272.26 44.33 54.00 -9.67 29.10 36.43 11.95 33.15 232 340 Average	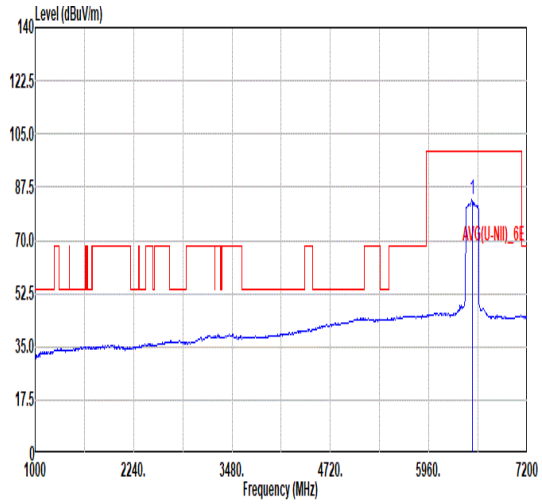 Freq Level Limit Line Margin Read Level Ant Factor Cable Loss Preamp Factor APos TPos Remark MHz dBuV/m dBuV/m dB dBuV dB/m dB dB cm deg 1 6505.00 83.21 ------ ------ 68.64 36.50 11.07 33.00 232 340 Average

Mode	44
	Band Edge
	U-NII-6_6.425-6.525_802.11ax HE160_CH111_Full RU_6505MHz
ANT	5+7

Pol. — Vertical

Peak

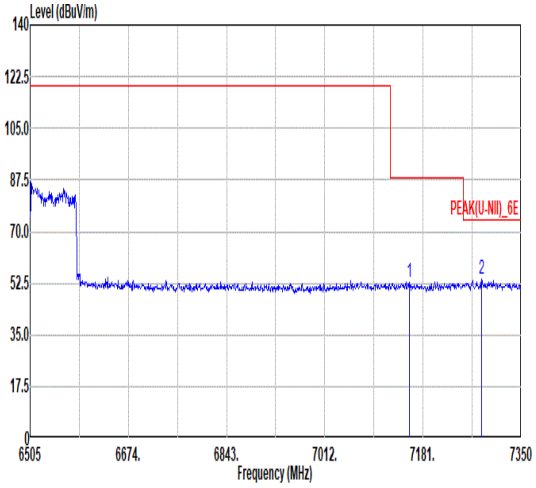

	Freq	Level	Limit Line	Margin	Read Level	Ant Factor	Cable Loss	Preamp Factor	APos	TPos	Remark
	MHz	dBuV/m	dBuV/m	dB	dBuV	dB/m	dB	dB	cm	deg	
1	7158.19	53.05	88.20	-35.15	38.22	36.29	11.67	33.13	334	54	Peak
2	7282.40	53.74	74.00	-20.26	38.49	36.44	11.97	33.16	334	54	Peak

Avg

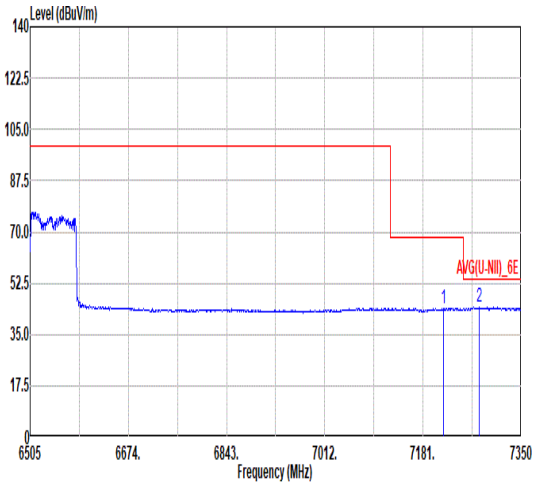

	Freq	Level	Limit Line	Margin	Read Level	Ant Factor	Cable Loss	Preamp Factor	APos	TPos	Remark
	MHz	dBuV/m	dBuV/m	dB	dBuV	dB/m	dB	dB	cm	deg	
1	7215.65	43.93	68.20	-24.27	28.86	36.36	11.85	33.14	334	54	Average
2	7277.33	44.49	54.00	-9.51	29.26	36.43	11.96	33.16	334	54	Average

Pol. — Fundamental

Peak

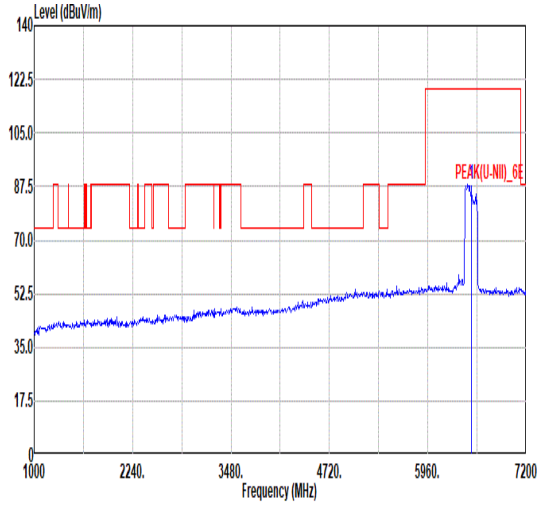

	Freq	Level	Limit Line	Margin	Read Level	Ant Factor	Cable Loss	Preamp Factor	APos	TPos	Remark
	MHz	dBuV/m	dBuV/m	dB	dBuV	dB/m	dB	dB	cm	deg	
1	6505.00	88.47	------	------	73.90	36.50	11.07	33.00	334	54	Peak

Avg

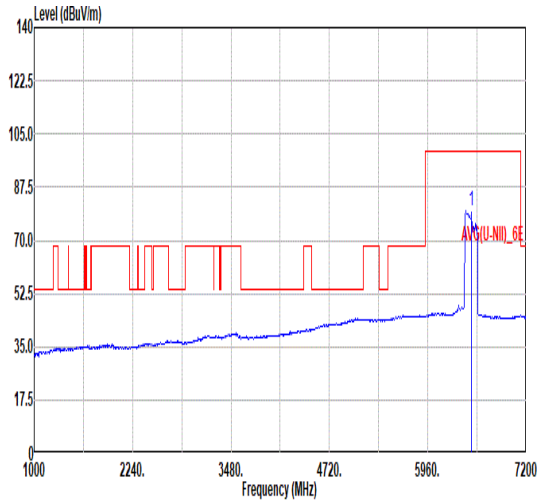

	Freq	Level	Limit Line	Margin	Read Level	Ant Factor	Cable Loss	Preamp Factor	APos	TPos	Remark
	MHz	dBuV/m	dBuV/m	dB	dBuV	dB/m	dB	dB	cm	deg	
1	6505.00	79.65	------	------	65.08	36.50	11.07	33.00	334	54	Average

Mode	44	
	Harmonic	
	U-NII-6_6.425-6.525_802.11ax HE160_CH111_Full RU_6505MHz	
ANT	5+7	
Pol.	Horizontal	Vertical
Peak Avg	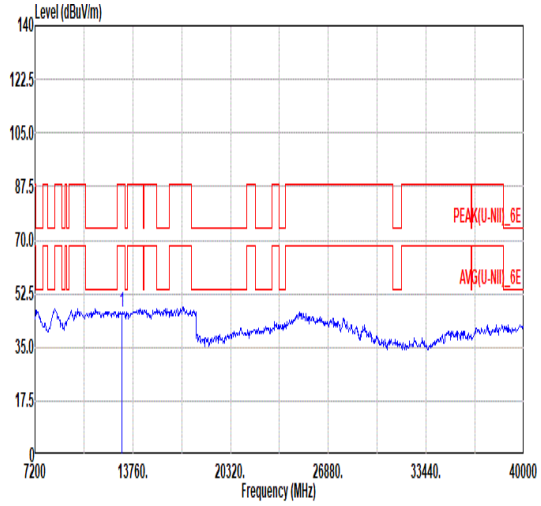 Freq Level Limit Line Margin Read Level Ant Factor Cable Loss Preamp Factor APos TPos Remark MHz dBuV/m dBuV/m dB dBuV dB/m dB dB cm deg 1 13010.00 46.40 88.20 -41.80 42.26 39.01 16.25 51.12 --- --- Peak	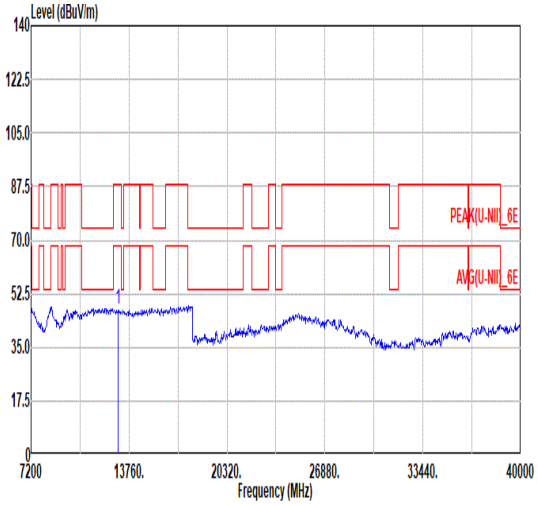 Freq Level Limit Line Margin Read Level Ant Factor Cable Loss Preamp Factor APos TPos Remark MHz dBuV/m dBuV/m dB dBuV dB/m dB dB cm deg 1 13010.00 47.73 88.20 -40.47 43.59 39.01 16.25 51.12 --- --- Peak

Mode	45	
	Band Edge	
	U-NII-5_5.925-6.425_802.11ax HE20_CH1_Partial RU26/0_5955MHz	
ANT	5+7	
Pol.	Horizontal	Fundamental
Peak	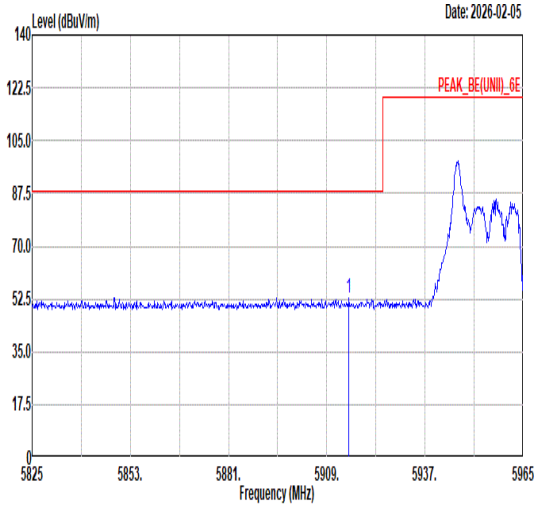 Freq Level Limit Line Margin (dB) Read Level Ant Factor Cable Loss Preamp Factor APos TPos Remark MHz dBuV/m dBuV/m dBuV dB/m dB dB cm deg 1 5915.30 52.86 88.20 -35.34 38.20 36.66 10.87 32.87 296 180 PEAK	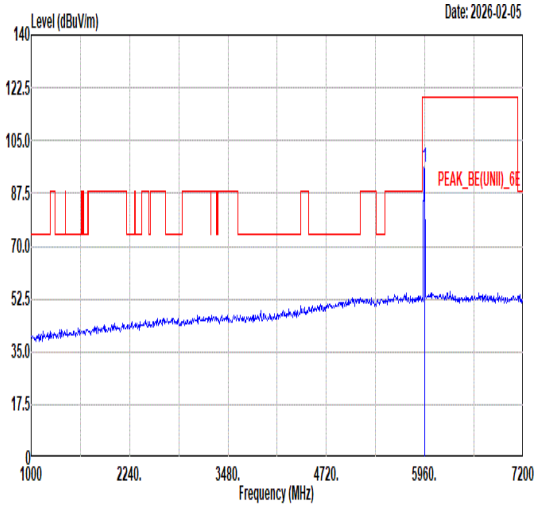 Freq Level Limit Line Margin (dB) Read Level Ant Factor Cable Loss Preamp Factor APos TPos Remark MHz dBuV/m dBuV/m dBuV dB/m dB dB cm deg 1 5955.00 96.00 ------ ------ 81.24 36.72 10.92 32.88 296 180 PEAK
Avg	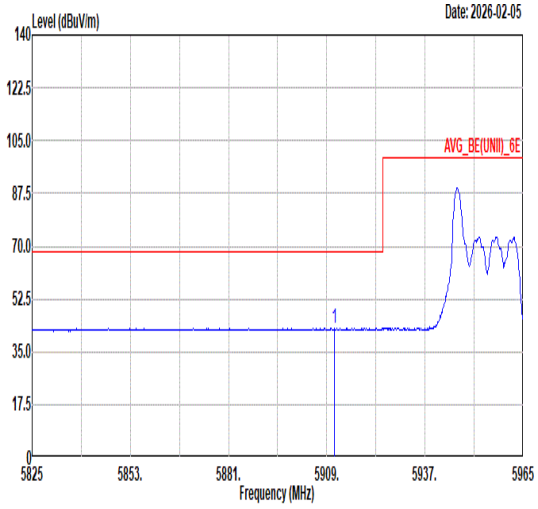 Freq Level Limit Line Margin (dB) Read Level Ant Factor Cable Loss Preamp Factor APos TPos Remark MHz dBuV/m dBuV/m dBuV dB/m dB dB cm deg 1 5911.10 42.66 68.20 -25.54 28.00 36.66 10.86 32.86 296 180 AVERAGE	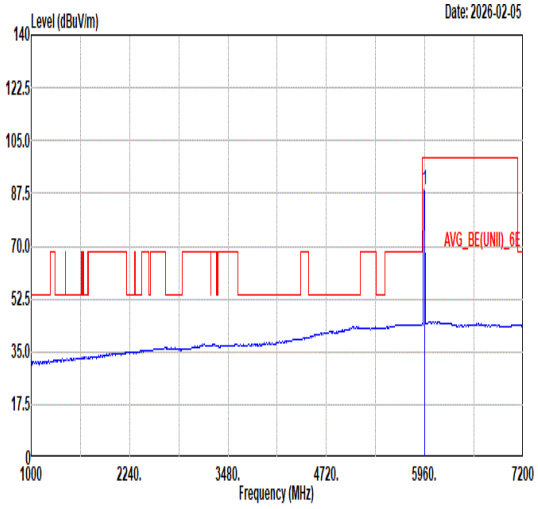 Freq Level Limit Line Margin (dB) Read Level Ant Factor Cable Loss Preamp Factor APos TPos Remark MHz dBuV/m dBuV/m dBuV dB/m dB dB cm deg 1 5955.00 88.74 ------ ------ 73.98 36.72 10.92 32.88 296 180 AVERAGE

Mode	45	
	Band Edge	
	U-NII-5_5.925-6.425_802.11ax HE20_CH1_Partial RU26/0_5955MHz	
ANT	5+7	
Pol.	Vertical	Fundamental
Peak	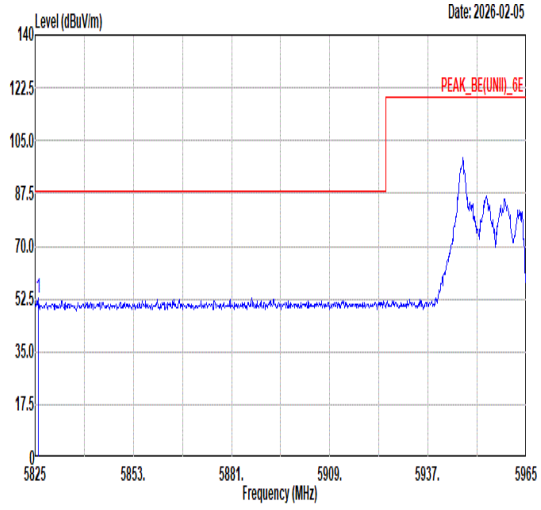 Freq Level Limit Line Margin (dB) Read Level Ant Factor Cable Loss Preamp Factor APos TPos Remark MHz dBuV/m dBuV/m dBuV dB/m dB dB cm deg 1 5825.98 52.82 88.20 -35.38 38.30 36.52 10.83 32.83 293 218 PEAK	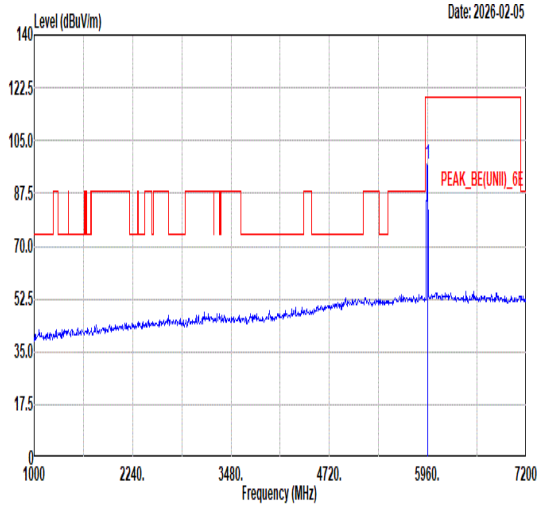 Freq Level Limit Line Margin (dB) Read Level Ant Factor Cable Loss Preamp Factor APos TPos Remark MHz dBuV/m dBuV/m dBuV dB/m dB dB cm deg 1 5955.00 97.08 ------ ------ 82.32 36.72 10.92 32.88 293 218 PEAK
Avg	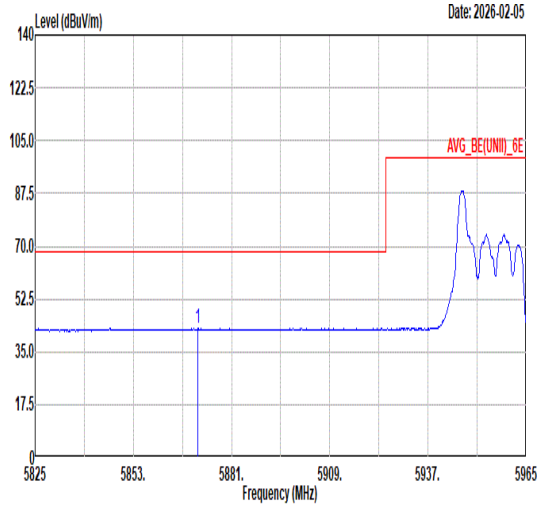 Freq Level Limit Line Margin (dB) Read Level Ant Factor Cable Loss Preamp Factor APos TPos Remark MHz dBuV/m dBuV/m dBuV dB/m dB dB cm deg 1 5871.34 42.87 68.20 -25.33 28.29 36.59 10.84 32.85 293 218 AVERAGE	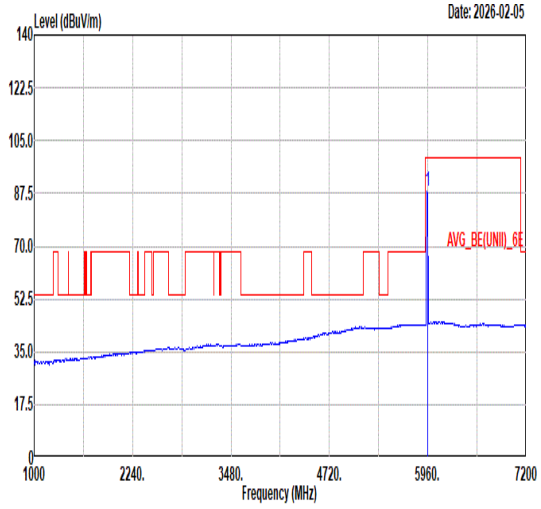 Freq Level Limit Line Margin (dB) Read Level Ant Factor Cable Loss Preamp Factor APos TPos Remark MHz dBuV/m dBuV/m dBuV dB/m dB dB cm deg 1 5955.00 88.32 ------ ------ 73.56 36.72 10.92 32.88 293 218 AVERAGE

Mode	46	
	Band Edge	
	U-NII-8_6.875-7.125_802.11ax HE20_CH229_Partial RU52/40_7095MHz	
ANT	5+7	
Pol.	Horizontal	Fundamental
Peak	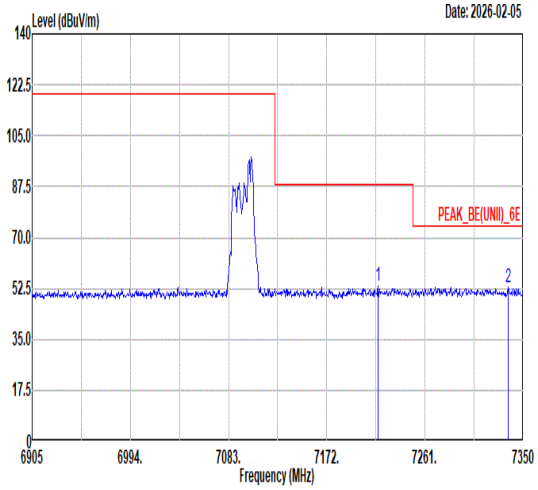 Freq Level Limit Line Margin (dB) Read Level Ant Factor Cable Loss Preamp Factor APos TPos Remark MHz dBuV/m dBuV/m dBuV dB/m dB dB cm deg 1 7218.28 53.44 88.20 -34.76 38.37 36.36 11.85 33.14 287 304 PEAK 2 7336.65 52.76 74.00 -21.24 37.43 36.50 12.00 33.17 287 304 PEAK	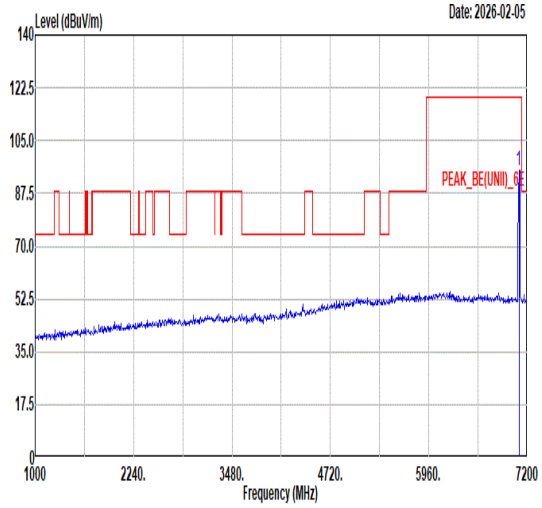 Freq Level Limit Line Margin (dB) Read Level Ant Factor Cable Loss Preamp Factor APos TPos Remark MHz dBuV/m dBuV/m dBuV dB/m dB dB cm deg 1 7095.00 95.35 ------ ------ 80.76 36.22 11.49 33.12 287 304 PEAK
Avg	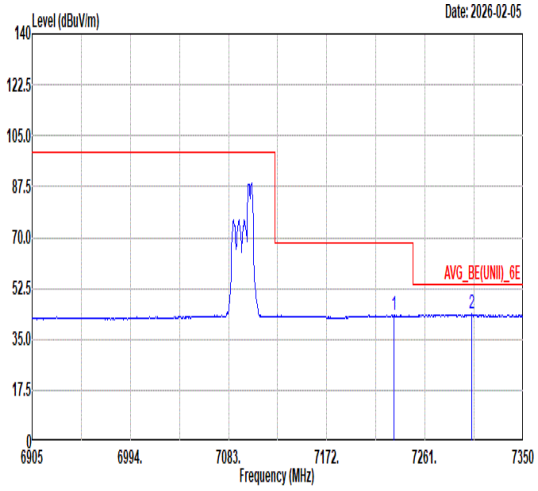 Freq Level Limit Line Margin (dB) Read Level Ant Factor Cable Loss Preamp Factor APos TPos Remark MHz dBuV/m dBuV/m dBuV dB/m dB dB cm deg 1 7232.52 43.32 68.20 -24.88 28.21 36.38 11.88 33.15 287 304 AVERAGE 2 7303.28 43.59 54.00 -10.41 28.29 36.46 12.00 33.16 287 304 AVERAGE	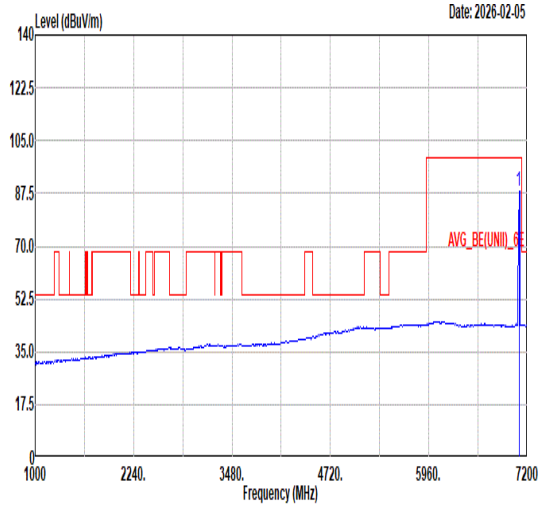 Freq Level Limit Line Margin (dB) Read Level Ant Factor Cable Loss Preamp Factor APos TPos Remark MHz dBuV/m dBuV/m dBuV dB/m dB dB cm deg 1 7095.00 88.38 ------ ------ 73.79 36.22 11.49 33.12 287 304 AVERAGE

Mode	46	
	Band Edge	
	U-NII-8_6.875-7.125_802.11ax HE20_CH229_Partial RU52/40_7095MHz	
ANT	5+7	
Pol.	Vertical	Fundamental
Peak	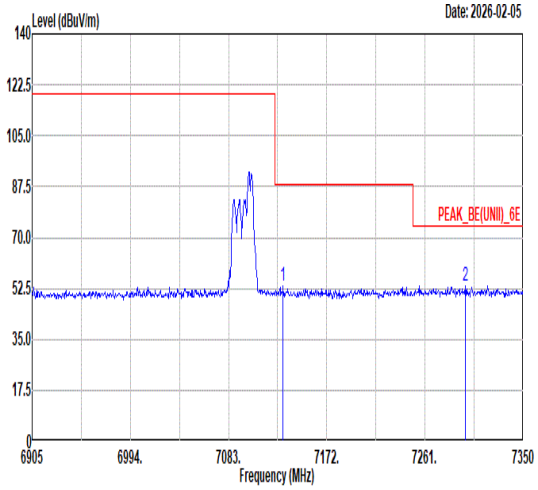 Freq Level Limit Line Margin (dB) Read Level Ant Factor Cable Loss Preamp Factor APos TPos Remark MHz dBuV/m dBuV/m dBuV dB/m dB dB cm deg 1 7132.40 53.52 88.20 -34.68 38.80 36.26 11.59 33.13 283 244 PEAK 2 7297.49 53.58 74.00 -20.42 38.29 36.46 11.99 33.16 283 244 PEAK	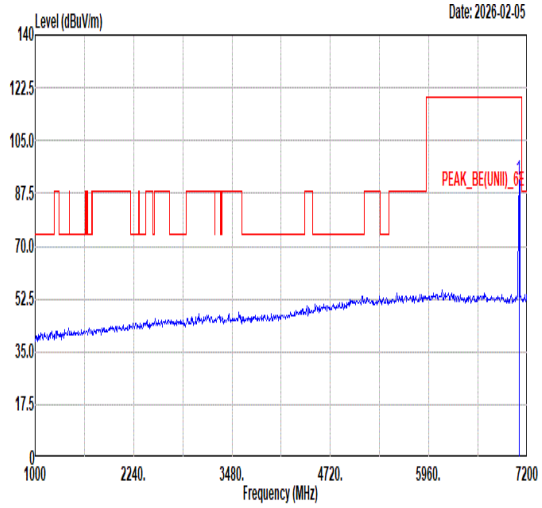 Freq Level Limit Line Margin (dB) Read Level Ant Factor Cable Loss Preamp Factor APos TPos Remark MHz dBuV/m dBuV/m dBuV dB/m dB dB cm deg 1 7095.00 91.76 ------ ------ 77.17 36.22 11.49 33.12 283 244 PEAK
Avg	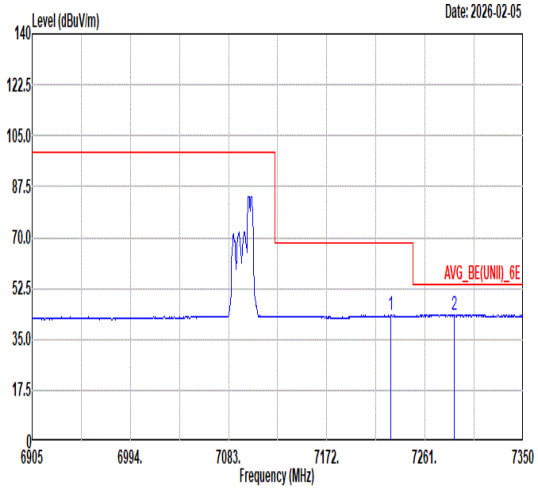 Freq Level Limit Line Margin (dB) Read Level Ant Factor Cable Loss Preamp Factor APos TPos Remark MHz dBuV/m dBuV/m dBuV dB/m dB dB cm deg 1 7230.30 43.20 68.20 -25.00 28.10 36.38 11.87 33.15 283 244 AVERAGE 2 7287.70 43.45 54.00 -10.55 28.18 36.45 11.98 33.16 283 244 AVERAGE	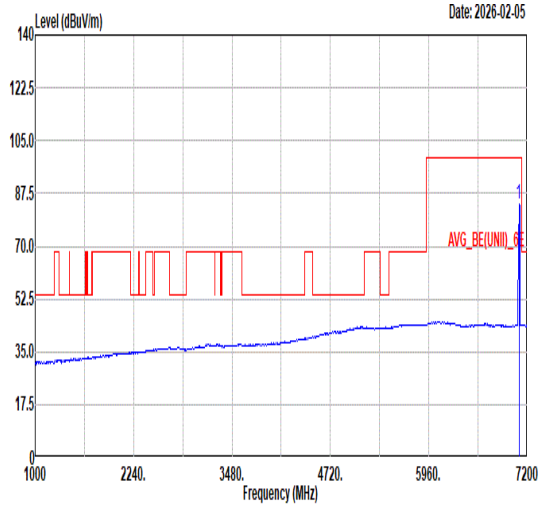 Freq Level Limit Line Margin (dB) Read Level Ant Factor Cable Loss Preamp Factor APos TPos Remark MHz dBuV/m dBuV/m dBuV dB/m dB dB cm deg 1 7095.00 83.91 ------ ------ 69.32 36.22 11.49 33.12 283 244 AVERAGE

Mode	47	
	LF	
	U-NII-8_6.875-7.125_802.11ax HE40-LF_CH227_Full RU_7085MHz	
ANT	5+7	
Pol.	Horizontal	Vertical
QP/ Peak	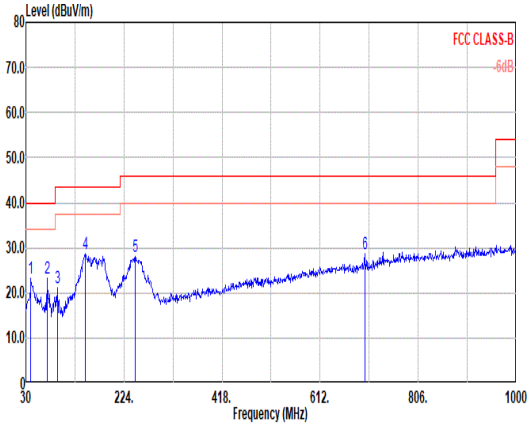	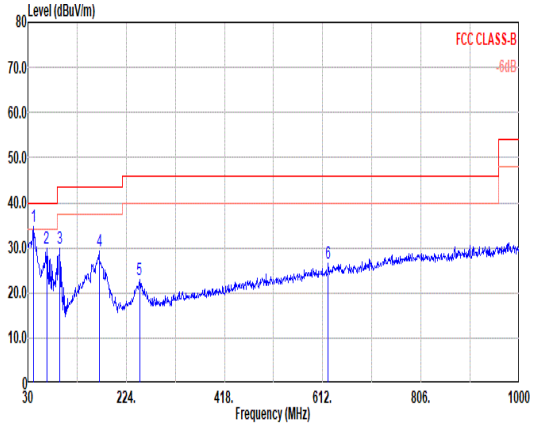

Horizontal:

	Freq	Level	Limit Line	Margin	Read Level	Ant Factor	Cable Loss	Preamp Factor	APos	TPos	Remark
	MHz	dBuV/m	dBuV/m	dB	dBuV	dB/m	dB	dB	cm	deg	
1	39.70	23.15	40.00	-16.85	42.17	19.73	1.16	39.91	---	---	Peak
2	71.71	23.33	40.00	-16.67	44.55	17.22	1.55	39.99	---	---	Peak
3	93.05	21.11	43.50	-22.39	45.54	13.86	1.76	40.05	---	---	Peak
4	147.37	28.83	43.50	-14.67	47.27	19.39	2.20	40.03	---	---	Peak
5	246.31	28.02	46.00	-17.98	46.96	18.19	2.84	39.97	---	---	Peak
6	700.27	28.55	46.00	-17.45	36.41	26.96	4.74	39.56	---	---	Peak

Vertical:

	Freq	Level	Limit Line	Margin	Read Level	Ant Factor	Cable Loss	Preamp Factor	APos	TPos	Remark
	MHz	dBuV/m	dBuV/m	dB	dBuV	dB/m	dB	dB	cm	deg	
1	40.67	34.66	40.00	-5.34	53.59	19.81	1.17	39.91	---	---	Peak
2	66.86	29.88	40.00	-10.12	49.97	18.39	1.50	39.98	---	---	Peak
3	93.05	29.95	43.50	-13.55	54.38	13.86	1.76	40.05	---	---	Peak
4	170.65	29.17	43.50	-14.33	47.75	19.06	2.37	40.01	---	---	Peak
5	250.19	22.87	46.00	-23.13	41.71	18.26	2.86	39.96	---	---	Peak
6	622.67	26.43	46.00	-19.57	35.47	26.08	4.50	39.62	---	---	Peak

<Co-location>

Radiated Spurious Emission Test Modes

Mode	Band	Band (GHz)	Antenna	Modulation	Channel	Frequency	Data Rate	RU	Remark
Mode 48	CO-TX	6.875-7.125	7	802.11ax HE40	227	7085	MCS0	-	-
		2400-2483.5	3	802.11ax HE40	03	2422	MCS0		
Mode 49	CO-TX	6.875-7.125	5+7	802.11ax HE40	227	7085	MCS0	-	-
		2400-2483.5	3	Bluetooth-LE	39	2480	125Kbps		

Summary of each worse mode

Mode	Modulation	Ch.	Freq. (MHz)	Level (dBuV/m)	Limit (dBuV/m)	Margin (dB)	Pol.	Peak Avg.	Result	Remark
48	802.11ax HE40	227	7295.57	44.43	54.00	-9.57	V	AVERAGE	Pass	Band Edge
	802.11ax HE40	03	2388.18	50.31	54.00	-3.69	H	AVERAGE	Pass	Band Edge
48	802.11ax HE40	227	14170.00	46.98	88.20	-41.22	V	Peak	Pass	Harmonic
49	802.11ax HE40	227	7279.32	44.36	54.00	-9.64	H	AVERAGE	Pass	Band Edge
	Bluetooth-LE	39	2484.18	35.12	54.00	-18.88	H	AVERAGE	Pass	Band Edge
49	802.11ax HE40	227	14170.00	47.86	88.20	-40.34	V	Peak	Pass	Harmonic

Mode	48
	Band Edge
	U-NII-8_6.875-7.125_802.11ax HE40_CH227_7085MHz+802.11ax HE40_CH03_2422MHz
ANT	7+3

Pol.	Horizontal	Fundamental
Peak	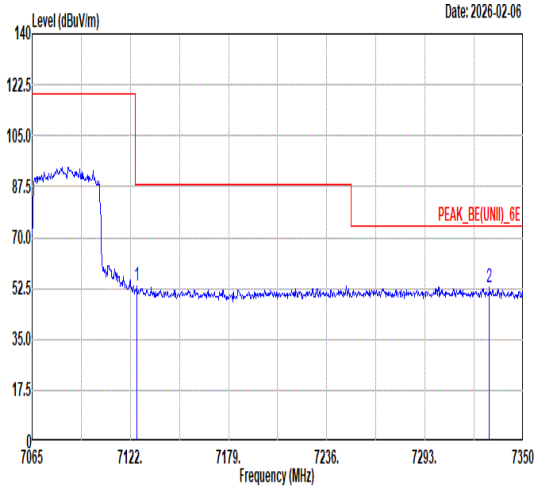 Freq Level Limit Line Margin (dB) Read Level Ant Factor Cable Loss Preamp Factor APos TPos Remark MHz dBuV/m dBuV/m dBuV dB/m dB dB cm deg 1 7125.71 53.36 88.20 -34.84 38.67 36.25 11.57 33.13 278 308 PEAK 2 7330.34 53.01 74.00 -20.99 37.68 36.50 12.00 33.17 278 308 PEAK	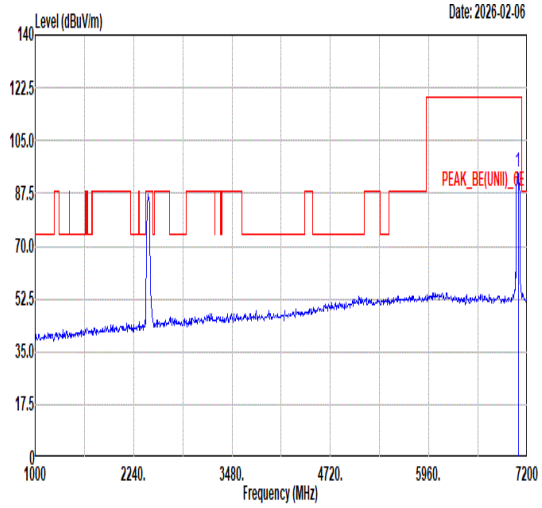 Freq Level Limit Line Margin (dB) Read Level Ant Factor Cable Loss Preamp Factor APos TPos Remark MHz dBuV/m dBuV/m dBuV dB/m dB dB cm deg 1 7085.00 94.47 ------ ------ 79.92 36.20 11.47 33.12 278 308 PEAK
Avg	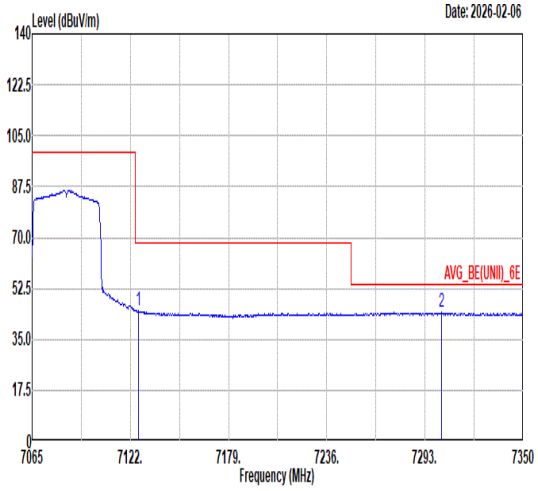 Freq Level Limit Line Margin (dB) Read Level Ant Factor Cable Loss Preamp Factor APos TPos Remark MHz dBuV/m dBuV/m dBuV dB/m dB dB cm deg 1 7126.56 45.08 68.20 -23.12 30.39 36.25 11.57 33.13 278 308 AVERAGE 2 7302.41 44.16 54.00 -9.84 28.86 36.46 12.00 33.16 278 308 AVERAGE	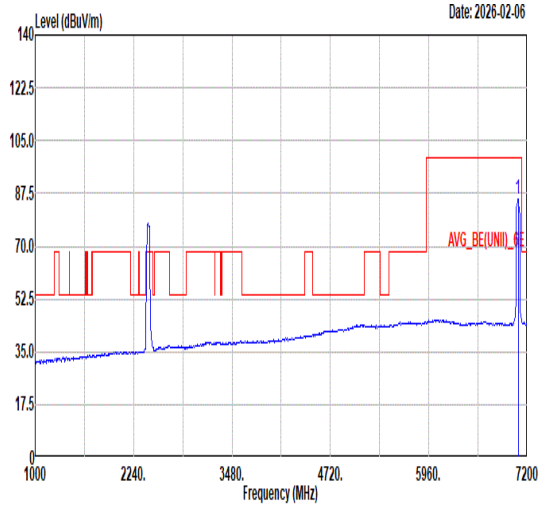 Freq Level Limit Line Margin (dB) Read Level Ant Factor Cable Loss Preamp Factor APos TPos Remark MHz dBuV/m dBuV/m dBuV dB/m dB dB cm deg 1 7085.00 85.79 ------ ------ 71.22 36.21 11.48 33.12 278 308 AVERAGE

Mode	48	
	Band Edge	
	U-NII-8_6.875-7.125_802.11ax HE40_CH227_7085MHz+802.11ax HE40_CH03_2422MHz	
ANT	7+3	
Pol.	Vertical	Fundamental
Peak	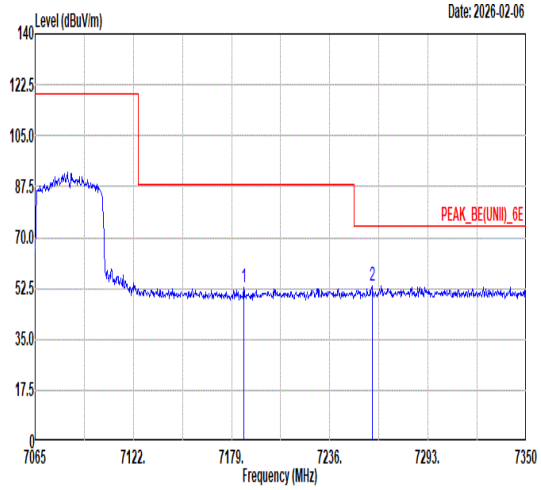 Freq Level Limit Line Margin (dB) Read Level Ant Factor Cable Loss Preamp Factor APos TPos Remark MHz dBuV/m dBuV/m dBuV dB/m dB dB cm deg 1 7186.13 52.91 88.20 -35.29 37.96 36.32 11.77 33.14 382 0 PEAK 2 7260.51 53.43 74.00 -20.57 38.24 36.41 11.93 33.15 382 0 PEAK	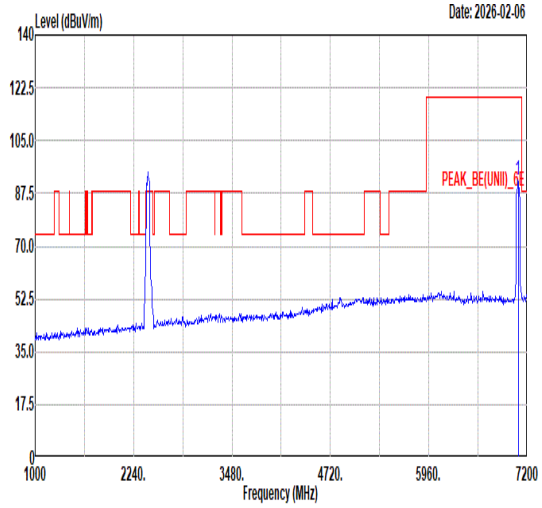 Freq Level Limit Line Margin (dB) Read Level Ant Factor Cable Loss Preamp Factor APos TPos Remark MHz dBuV/m dBuV/m dBuV dB/m dB dB cm deg 1 7085.00 91.99 ------ ------ 77.43 36.20 11.48 33.12 382 0 Peak
Avg	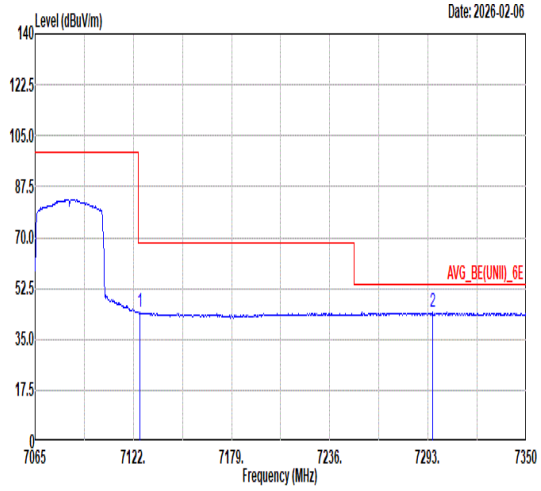 Freq Level Limit Line Margin (dB) Read Level Ant Factor Cable Loss Preamp Factor APos TPos Remark MHz dBuV/m dBuV/m dBuV dB/m dB dB cm deg 1 7125.71 44.14 68.20 -24.06 29.45 36.25 11.57 33.13 382 0 AVERAGE 2 7295.57 44.43 54.00 -9.57 29.15 36.45 11.99 33.16 382 0 AVERAGE	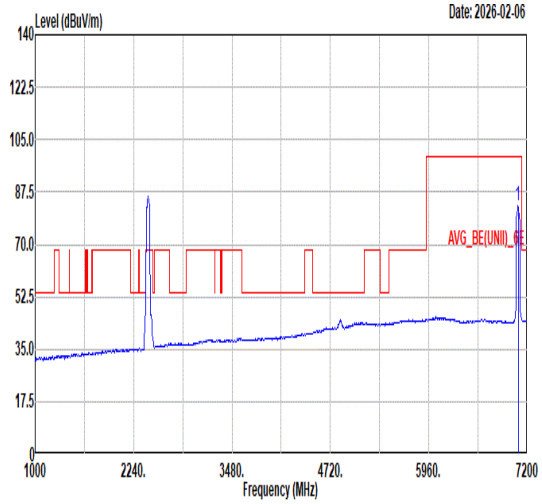 Freq Level Limit Line Margin (dB) Read Level Ant Factor Cable Loss Preamp Factor APos TPos Remark MHz dBuV/m dBuV/m dBuV dB/m dB dB cm deg 1 7085.00 82.99 ------ ------ 68.43 36.20 11.48 33.12 382 0 Average

Mode	48	
	Band Edge - L	
	2400-2483.5_802.11ax HE40_CH03_2422MHz+802.11ax HE40_CH227_7085MHz	
ANT	3+7	
Pol.	Horizontal	Fundamental
Peak	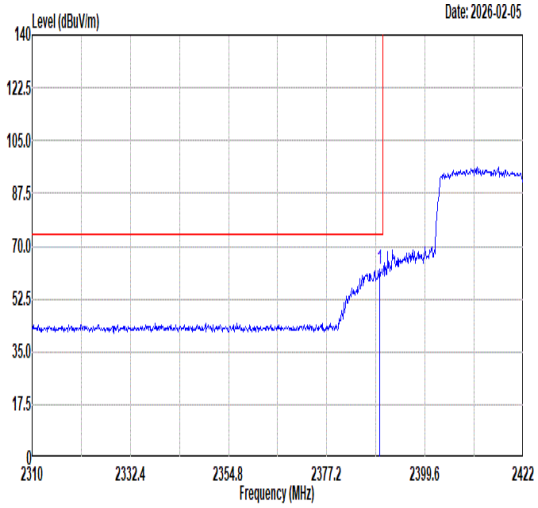 Freq Level Limit Line Margin (dB) Read Level Ant Factor Cable Loss Preamp Factor APos TPos Remark 1 2389.30 62.48 74.00 -11.52 57.85 30.41 6.86 32.64 372 340 PEAK	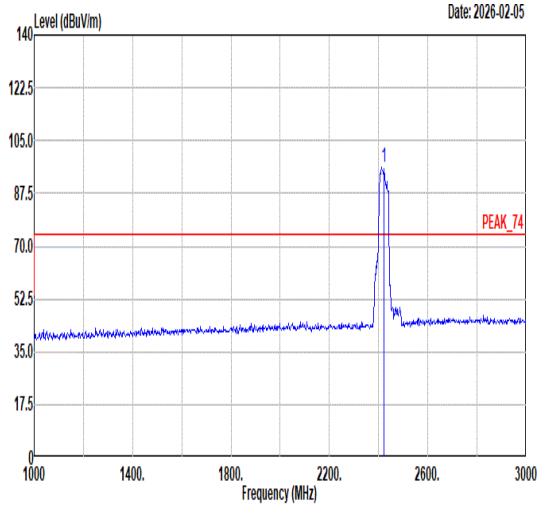 Freq Level Limit Line Margin (dB) Read Level Ant Factor Cable Loss Preamp Factor APos TPos Remark 1 2422.00 96.01 ------ ------ 91.33 30.43 6.89 32.64 372 340 PEAK
Avg	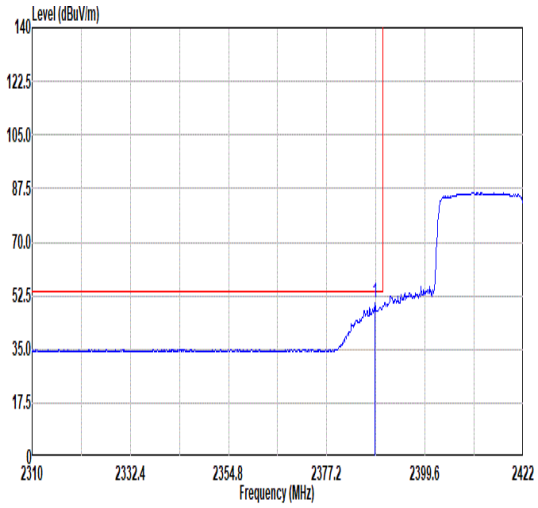 Freq Level Limit Line Margin (dB) Read Level Ant Factor Cable Loss Preamp Factor APos TPos Remark 1 2388.18 50.31 54.00 -3.69 45.68 30.41 6.86 32.64 372 340 AVERAGE	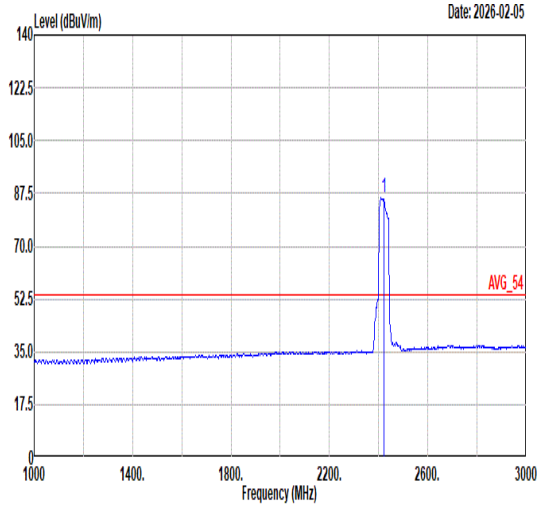 Freq Level Limit Line Margin (dB) Read Level Ant Factor Cable Loss Preamp Factor APos TPos Remark 1 2422.00 85.88 ------ ------ 81.20 30.43 6.89 32.64 372 340 AVERAGE

Mode	48	
	Band Edge - R	
	2400-2483.5_802.11ax HE40_CH03_2422MHz+802.11ax HE40_CH227_7085MHz	
ANT	3+7	
Pol.	Horizontal	Fundamental
Peak	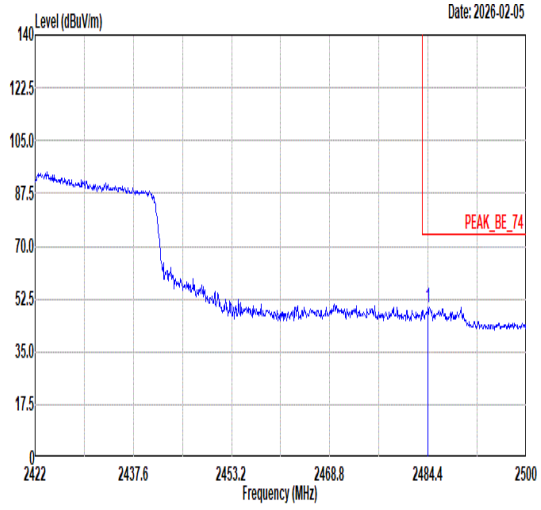 Freq Level Limit Line Margin (dB) Read Level Ant Factor Cable Loss Preamp Factor APos TPos Remark MHz dBuV/m dBuV/m dBuV dB/m dB dB cm deg 1 2484.40 49.56 74.00 -24.44 44.70 30.49 6.98 32.61 372 340 PEAK	Blank
Avg	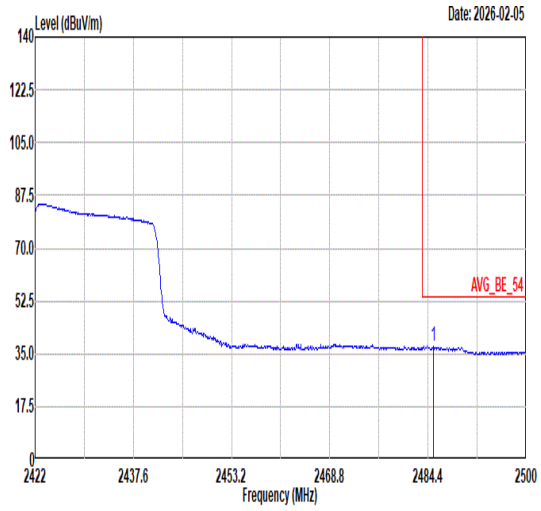 Freq Level Limit Line Margin (dB) Read Level Ant Factor Cable Loss Preamp Factor APos TPos Remark MHz dBuV/m dBuV/m dBuV dB/m dB dB cm deg 1 2485.26 37.35 54.00 -16.65 32.49 30.49 6.98 32.61 372 340 AVERAGE	Blank

Mode	48	
	Band Edge - L	
	2400-2483.5_802.11ax HE40_CH03_2422MHz+802.11ax HE40_CH227_7085MHz	
ANT	3+7	
Pol.	Vertical	Fundamental
Peak	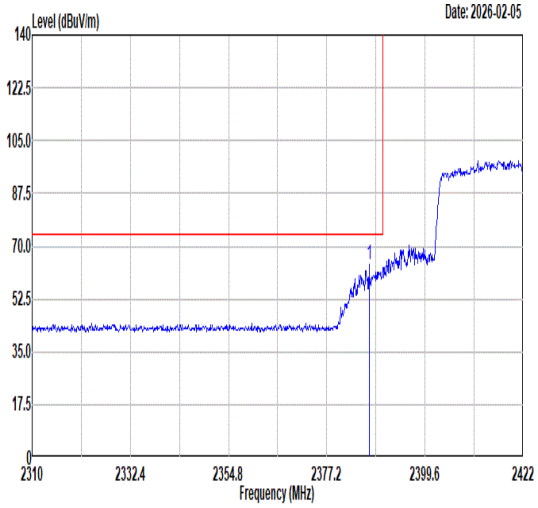 Freq Level Limit Line Margin (dB) Read Level Ant Factor Cable Loss Preamp Factor APos TPos Remark MHz dBuV/m dBuV/m dBuV dB/m dB dB cm deg 1 2386.83 64.06 74.00 -9.94 59.44 30.41 6.86 32.65 228 24 PEAK	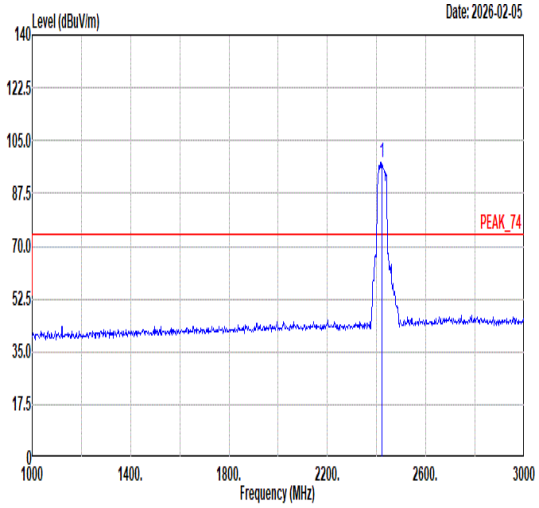 Freq Level Limit Line Margin (dB) Read Level Ant Factor Cable Loss Preamp Factor APos TPos Remark MHz dBuV/m dBuV/m dBuV dB/m dB dB cm deg 1 2422.00 97.71 ------ ------ 93.00 30.44 6.90 32.63 228 24 PEAK
Avg	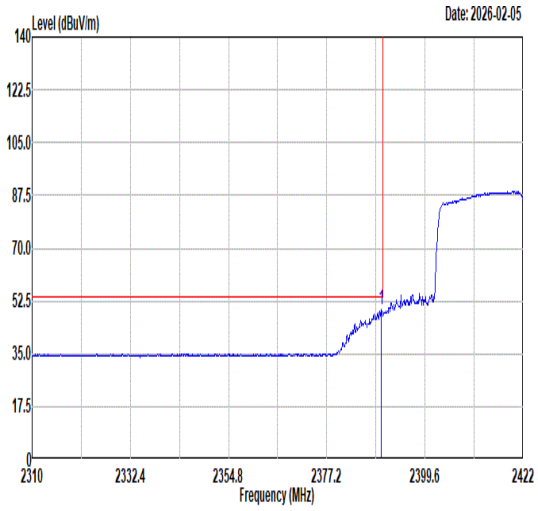 Freq Level Limit Line Margin (dB) Read Level Ant Factor Cable Loss Preamp Factor APos TPos Remark MHz dBuV/m dBuV/m dBuV dB/m dB dB cm deg 1 2389.63 49.48 54.00 -4.52 44.84 30.41 6.87 32.64 228 24 AVERAGE	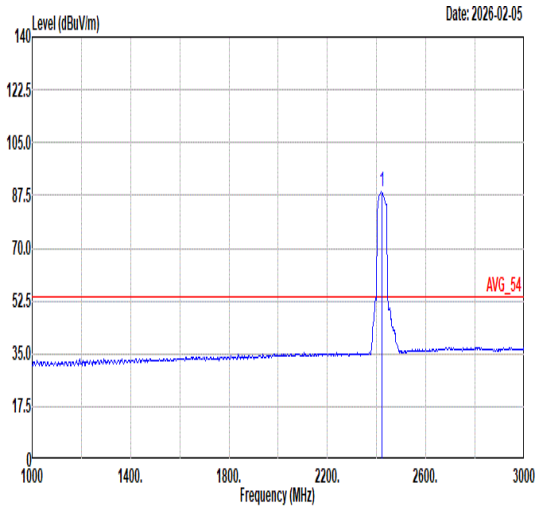 Freq Level Limit Line Margin (dB) Read Level Ant Factor Cable Loss Preamp Factor APos TPos Remark MHz dBuV/m dBuV/m dBuV dB/m dB dB cm deg 1 2422.00 88.60 ------ ------ 83.90 30.43 6.90 32.63 228 24 AVERAGE

Mode	48	
	Band Edge - R	
	2400-2483.5_802.11ax HE40_CH03_2422MHz+802.11ax HE40_CH227_7085MHz	
ANT	3+7	
Pol.	Vertical	Fundamental
Peak	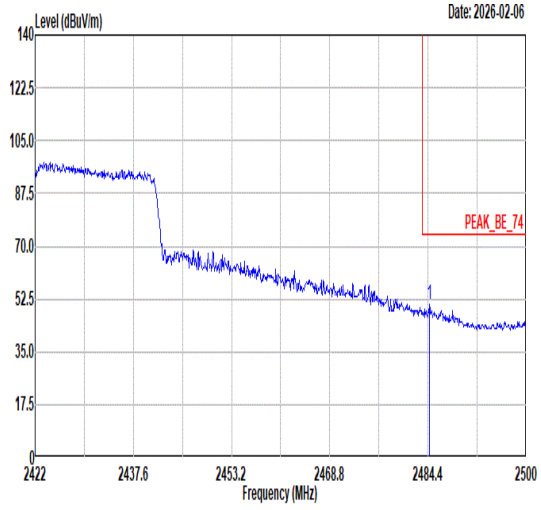 Freq Level Limit Line Margin (dB) Read Level Ant Factor Cable Loss Preamp Factor APos TPos Remark MHz dBuV/m dBuV/m dBuV dB/m dB dB cm deg 1 2484.63 50.56 74.00 -23.44 45.70 30.49 6.98 32.61 228 24 PEAK	Blank
Avg	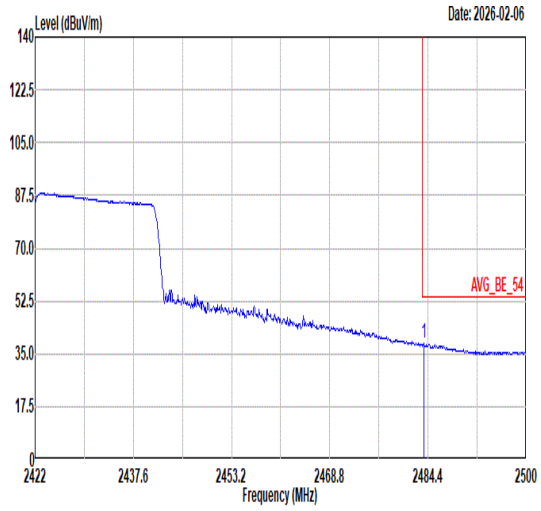 Freq Level Limit Line Margin (dB) Read Level Ant Factor Cable Loss Preamp Factor APos TPos Remark MHz dBuV/m dBuV/m dBuV dB/m dB dB cm deg 1 2483.70 38.47 54.00 -15.53 33.61 30.49 6.98 32.61 228 24 AVERAGE	Blank

Mode	48	
	Harmonic	
	U-NII-8_6.875-7.125_802.11ax HE40_CH227_7085MHz+11ax HE40_CH03_2422MHz	
ANT	7+3	
Pol.	Horizontal	Vertical
Peak Avg	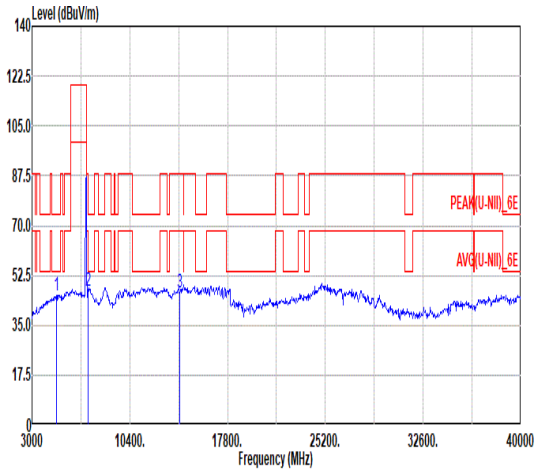 Freq Level Limit Line Margin Read Level Ant Factor Cable Loss Preamp Factor APos TPos Remark MHz dBuV/m dBuV/m dB dBuV dB/m dB dB cm deg 1 4844.00 45.29 74.00 -28.71 52.24 35.46 10.20 52.61 --- --- Peak 2 7266.00 47.02 74.00 -26.98 50.87 36.42 11.94 52.21 --- --- Peak 3 14170.00 46.35 88.20 -41.85 41.92 39.80 16.63 52.00 --- --- Peak	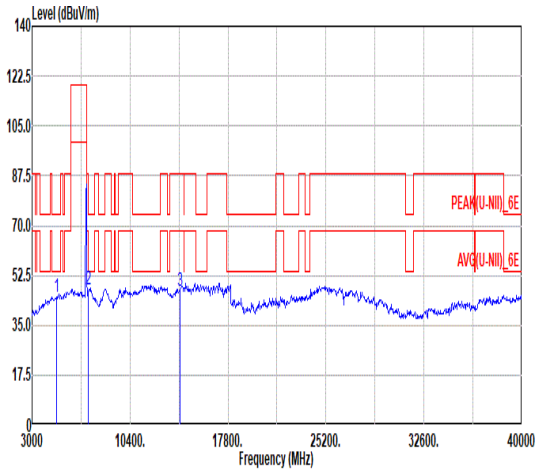 Freq Level Limit Line Margin Read Level Ant Factor Cable Loss Preamp Factor APos TPos Remark MHz dBuV/m dBuV/m dB dBuV dB/m dB dB cm deg 1 4844.00 44.67 74.00 -29.33 51.62 35.46 10.20 52.61 --- --- Peak 2 7266.00 47.80 74.00 -26.20 51.65 36.42 11.94 52.21 --- --- Peak 3 14170.00 46.98 88.20 -41.22 42.55 39.80 16.63 52.00 --- --- Peak

Mode	49
	Band Edge
	U-NII-8_6.875-7.125_802.11ax HE40_CH227_7085MHz+ Bluetooth-LE_CH39_2480MHz
ANT	5+7

Pol.	Horizontal	Fundamental
Peak	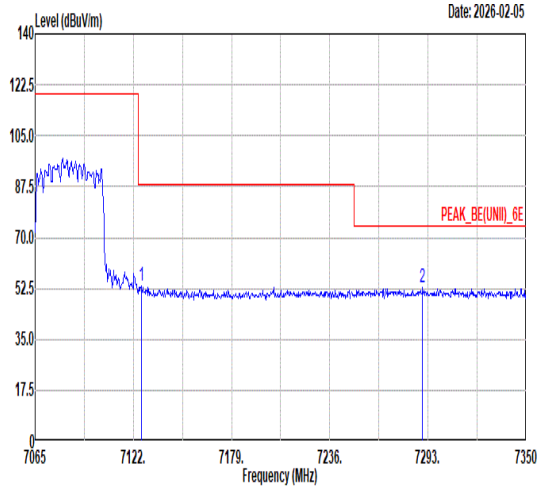 Freq Level Limit Line Margin (dB) Read Level Ant Factor Cable Loss Preamp Factor APos TPos Remark MHz dBuV/m dBuV/m dBuV dB/m dB dB cm deg 1 7126.56 53.28 88.20 -34.92 38.59 36.25 11.57 33.13 341 347 PEAK 2 7289.87 52.85 74.00 -21.15 37.58 36.45 11.98 33.16 341 347 PEAK	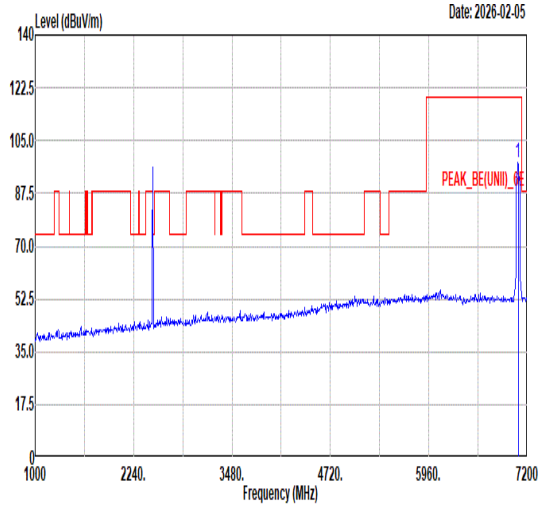 Freq Level Limit Line Margin (dB) Read Level Ant Factor Cable Loss Preamp Factor APos TPos Remark MHz dBuV/m dBuV/m dBuV dB/m dB dB cm deg 1 7085.00 98.00 ------ ------ 83.45 36.20 11.47 33.12 341 347 PEAK
Avg	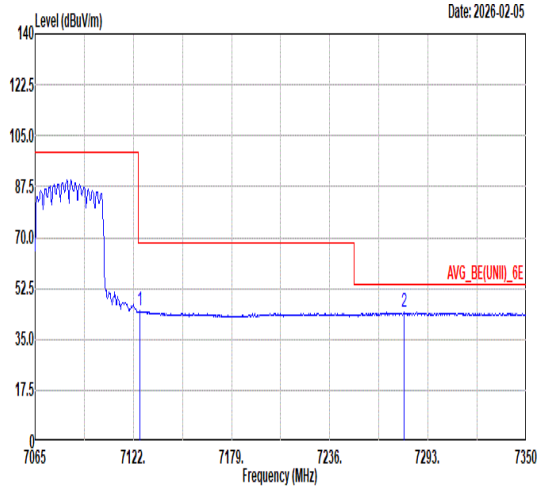 Freq Level Limit Line Margin (dB) Read Level Ant Factor Cable Loss Preamp Factor APos TPos Remark MHz dBuV/m dBuV/m dBuV dB/m dB dB cm deg 1 7125.99 44.90 68.20 -23.30 30.21 36.25 11.57 33.13 341 347 AVERAGE 2 7279.32 44.36 54.00 -9.64 29.12 36.44 11.96 33.16 341 347 AVERAGE	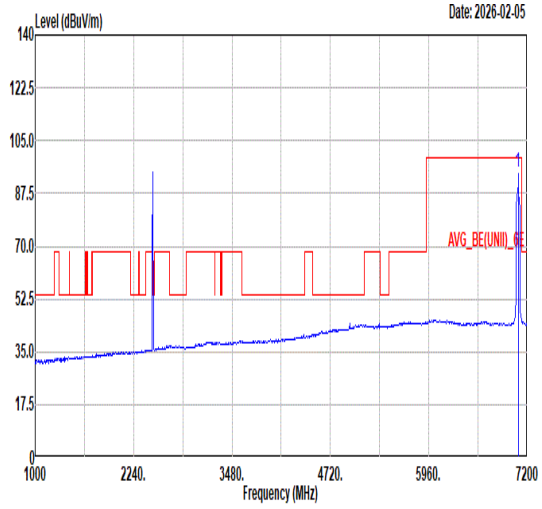 Freq Level Limit Line Margin (dB) Read Level Ant Factor Cable Loss Preamp Factor APos TPos Remark MHz dBuV/m dBuV/m dBuV dB/m dB dB cm deg 1 7085.00 94.76 ------ ------ 89.91 30.49 6.97 32.61 341 347 AVERAGE

Mode	49	
	Band Edge	
	U-NII-8_6.875-7.125_802.11ax HE40_CH227_7085MHz+ Bluetooth-LE_CH39_2480MHz	
ANT	5+7	
Pol.	Vertical	Fundamental
Peak	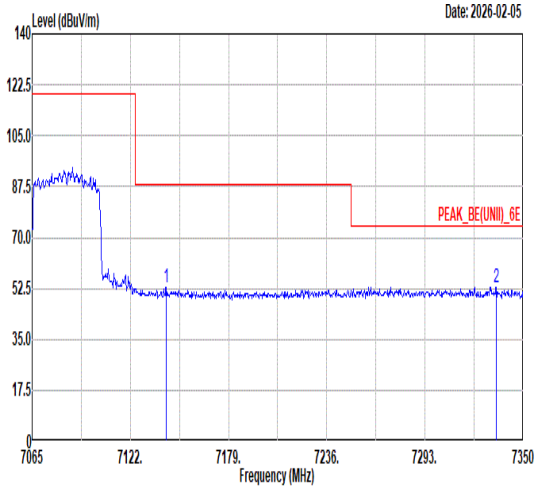 Freq Level Limit Line Margin (dB) Read Level Ant Factor Cable Loss Preamp Factor APos TPos Remark MHz dBuV/m dBuV/m dBuV dB/m dB dB cm deg 1 7142.81 52.68 88.20 -35.52 37.92 36.27 11.62 33.13 343 2 PEAK 2 7334.33 52.98 74.00 -21.02 37.65 36.50 12.00 33.17 343 2 PEAK	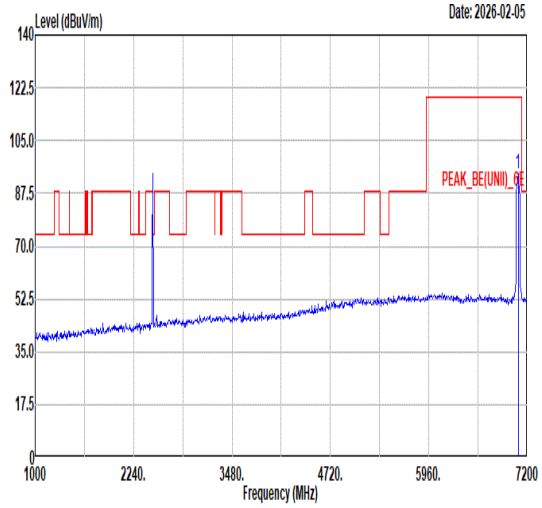 Freq Level Limit Line Margin (dB) Read Level Ant Factor Cable Loss Preamp Factor APos TPos Remark MHz dBuV/m dBuV/m dBuV dB/m dB dB cm deg 1 7085.00 94.21 ------ ------ 89.36 30.49 6.97 32.61 343 2 PEAK
Avg	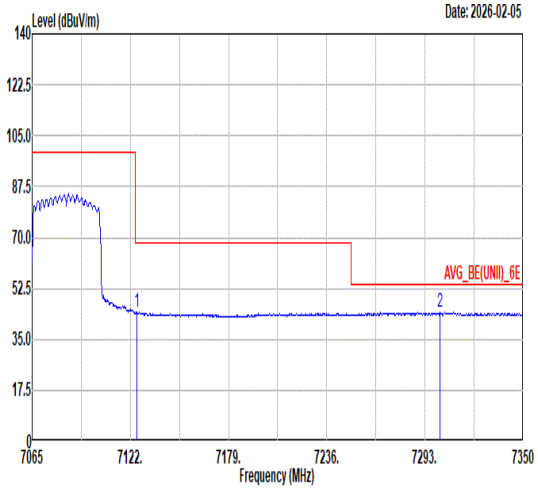 Freq Level Limit Line Margin (dB) Read Level Ant Factor Cable Loss Preamp Factor APos TPos Remark MHz dBuV/m dBuV/m dBuV dB/m dB dB cm deg 1 7125.99 44.31 68.20 -23.89 29.62 36.25 11.57 33.13 343 2 AVERAGE 2 7301.84 44.27 54.00 -9.73 28.97 36.46 12.00 33.16 343 2 AVERAGE	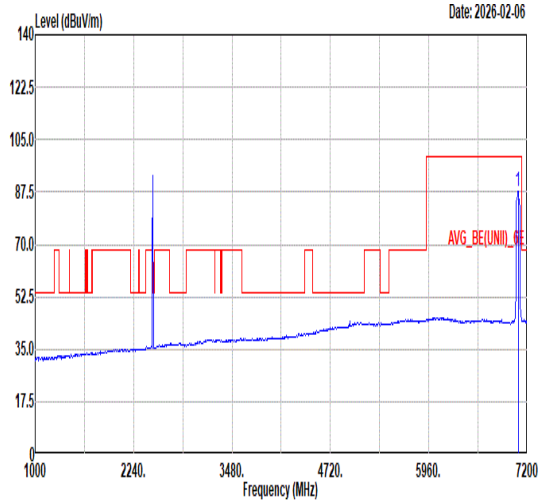 Freq Level Limit Line Margin (dB) Read Level Ant Factor Cable Loss Preamp Factor APos TPos Remark MHz dBuV/m dBuV/m dBuV dB/m dB dB cm deg 1 7085.00 87.67 ------ ------ 73.11 36.20 11.48 33.12 343 2 Average

Mode	49	
	Band Edge	
	2400-2483.5_Bluetooth-LE_CH39_2480MHz+11ax HE40_CH227_7085MHz	
ANT	3	
Pol.	Horizontal	Fundamental
Peak	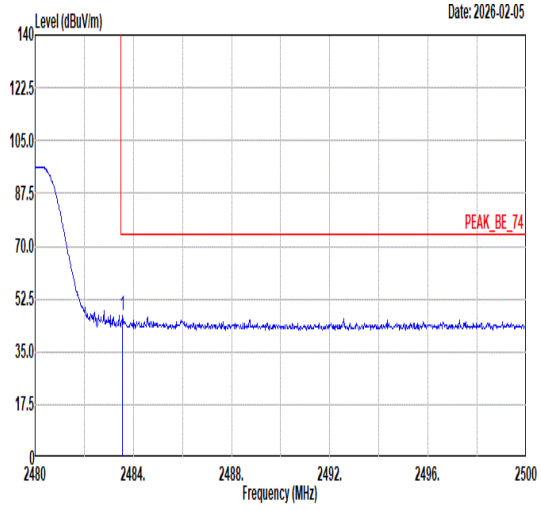 Freq Level Limit Line Margin (dB) Read Level Ant Factor Cable Loss Preamp Factor APos TPos Remark 1 2483.56 46.82 74.00 -27.18 41.96 30.49 6.98 32.61 329 168 PEAK	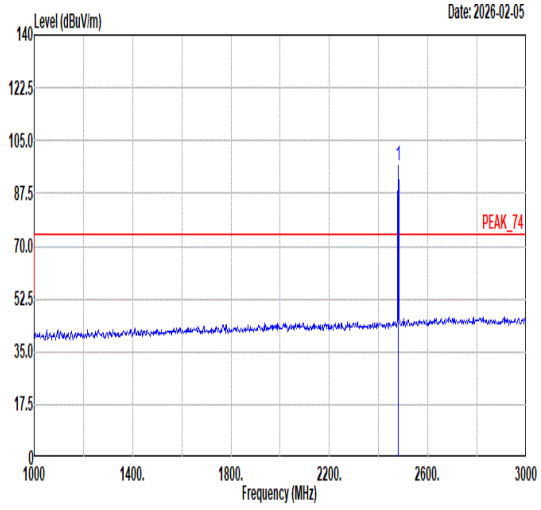 Freq Level Limit Line Margin (dB) Read Level Ant Factor Cable Loss Preamp Factor APos TPos Remark 1 2480.00 96.74 ------ ------ 91.90 30.48 6.97 32.61 329 168 PEAK
Avg	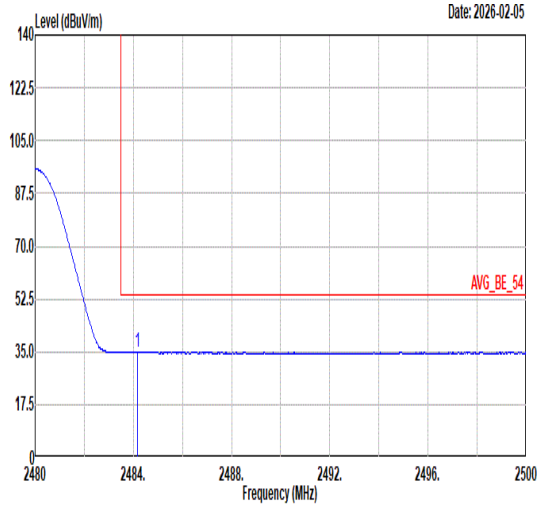 Freq Level Limit Line Margin (dB) Read Level Ant Factor Cable Loss Preamp Factor APos TPos Remark 1 2484.18 35.12 54.00 -18.88 30.26 30.49 6.98 32.61 329 168 AVERAGE	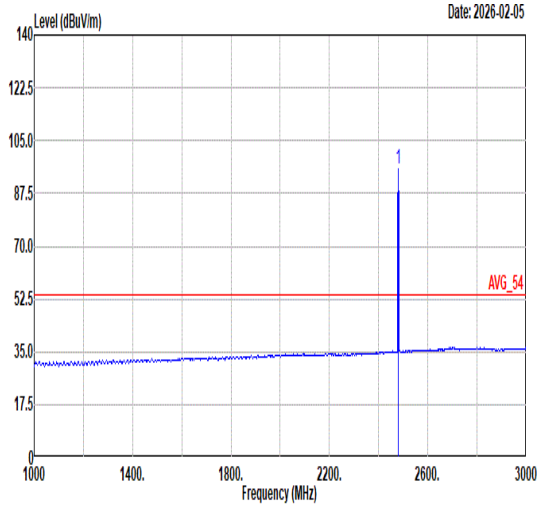 Freq Level Limit Line Margin (dB) Read Level Ant Factor Cable Loss Preamp Factor APos TPos Remark 1 2480.00 95.46 ------ ------ 90.62 30.48 6.97 32.61 329 168 AVERAGE

Mode	49	
	Band Edge	
	2400-2483.5_Bluetooth-LE_CH39_2480MHz+11ax HE40_CH227_7085MHz	
ANT	3	
Pol.	Vertical	Fundamental
Peak	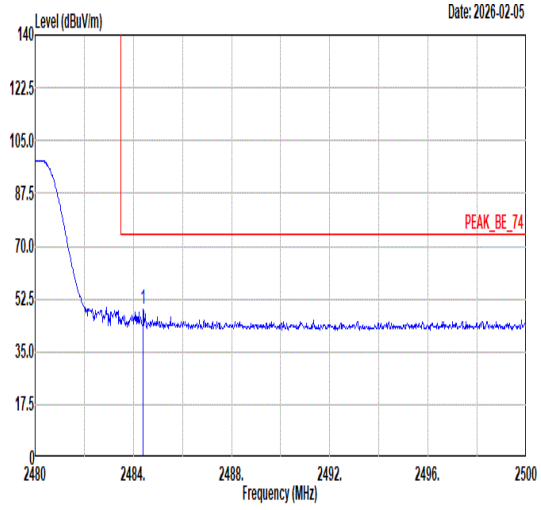 Freq Level Limit Line Margin (dB) Read Level Ant Factor Cable Loss Preamp Factor APos Remark TPos MHz dBuV/m dBuV/m dBuV dB/m dB dB cm deg 1 2484.40 49.02 74.00 -24.98 44.16 30.49 6.98 32.61 218 18 PEAK	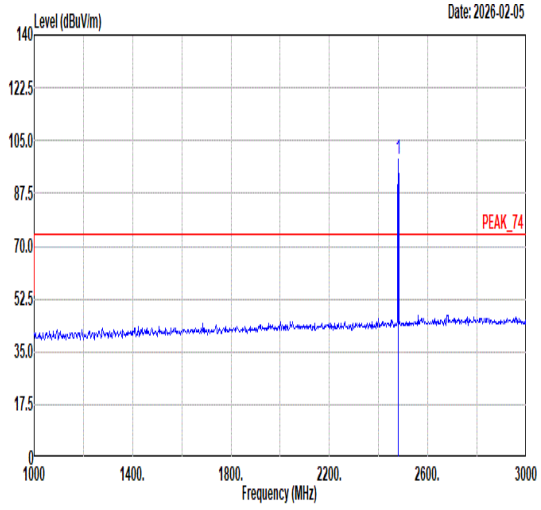 Freq Level Limit Line Margin (dB) Read Level Ant Factor Cable Loss Preamp Factor APos Remark TPos MHz dBuV/m dBuV/m dBuV dB/m dB dB cm deg 1 2480.00 98.70 ------ ------ 93.86 30.48 6.97 32.61 218 18 PEAK
Avg	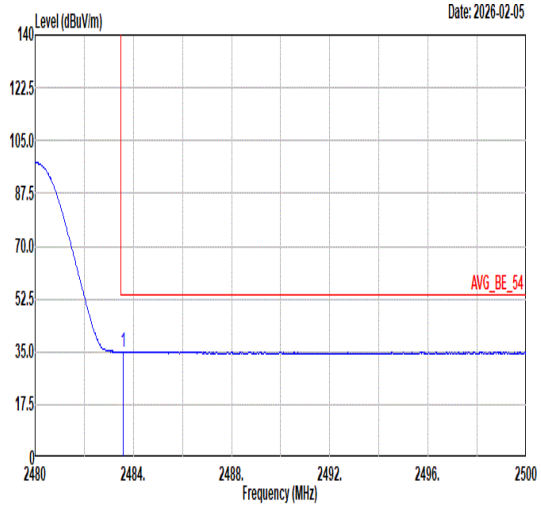 Freq Level Limit Line Margin (dB) Read Level Ant Factor Cable Loss Preamp Factor APos Remark TPos MHz dBuV/m dBuV/m dBuV dB/m dB dB cm deg 1 2483.60 35.09 54.00 -18.91 30.23 30.49 6.98 32.61 218 18 AVERAGE	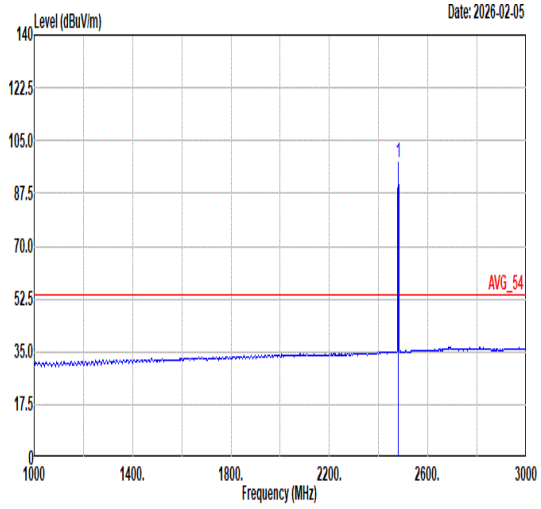 Freq Level Limit Line Margin (dB) Read Level Ant Factor Cable Loss Preamp Factor APos Remark TPos MHz dBuV/m dBuV/m dBuV dB/m dB dB cm deg 1 2480.00 97.52 ------ ------ 92.68 30.48 6.97 32.61 218 18 AVERAGE

Mode	49	
	Harmonic	
	U-NII-8_6.875-7.125_802.11ax HE40_CH227_7085MHz+ Bluetooth-LE_CH39_2480MHz	
ANT	5+7	
Pol.	Horizontal	Vertical
Peak Avg	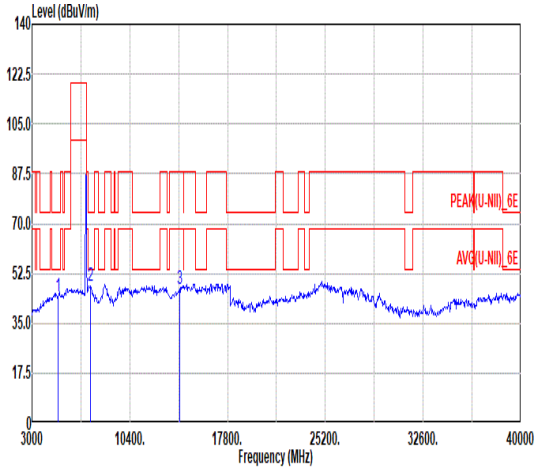 Freq Level Limit Line Margin Read Level Ant Factor Cable Loss Preamp Factor APos TPos Remark MHz dBuV/m dBuV/m dB dBuV dB/m dB dB cm deg 1 4960.00 44.22 74.00 -29.78 50.85 35.71 10.34 52.68 --- --- Peak 2 7440.00 48.27 74.00 -25.73 51.92 36.63 12.00 52.28 --- --- Peak 3 14170.00 46.99 88.20 -41.21 42.56 39.80 16.63 52.00 --- --- Peak	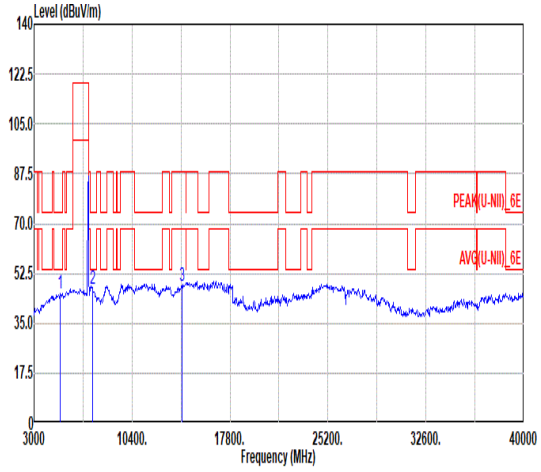 Freq Level Limit Line Margin Read Level Ant Factor Cable Loss Preamp Factor APos TPos Remark MHz dBuV/m dBuV/m dB dBuV dB/m dB dB cm deg 1 4960.00 45.31 74.00 -28.69 51.94 35.71 10.34 52.68 --- --- Peak 2 7440.00 46.91 74.00 -27.09 50.56 36.63 12.00 52.28 --- --- Peak 3 14170.00 47.86 88.20 -40.34 43.43 39.80 16.63 52.00 --- --- Peak

Note: the highest signals over limit are WLAN2.4G+WLAN6G+BLE co-location fundamental signals

Appendix D. Duty Cycle Plots

Band	Duty Cycle(%)	T(ms)	1/T(kHz)	VBW Setting
802.11ax HE20_Ant5	91.89	1.020	0.980	1KHz
802.11ax HE20_Ant7	90.99	1.010	0.990	1KHz
802.11ax HE40_Ant5	85.71	0.540	1.852	3KHz
802.11ax HE40_Ant7	85.71	0.540	1.852	3KHz
802.11ax HE80_Ant5	90.65	0.970	1.031	3KHz
802.11ax HE80_Ant7	90.65	0.970	1.031	3KHz
802.11ax HE160_Ant5	85	0.510	1.961	3KHz
802.11ax HE160_Ant7	85	0.510	1.961	3KHz

802.11ax HE20_Ant5

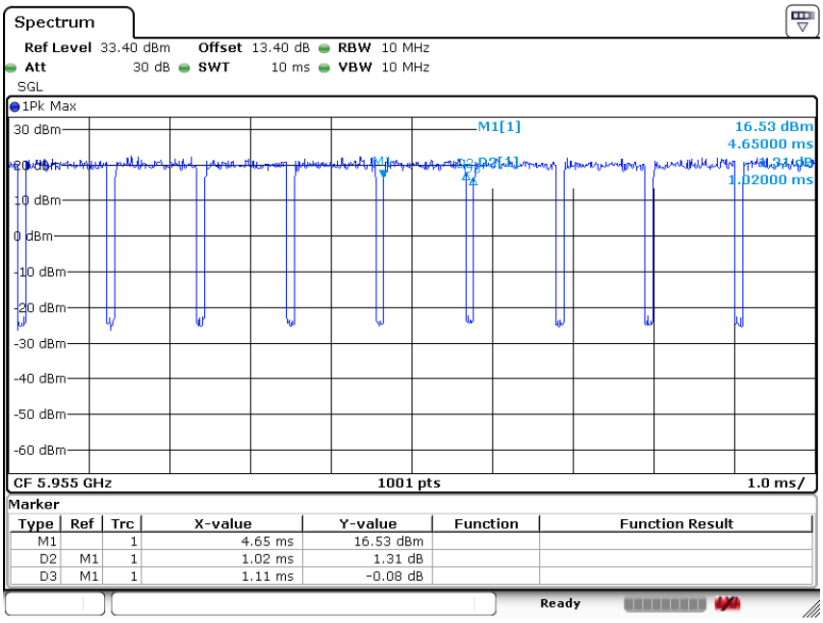

802.11ax HE20_Ant7

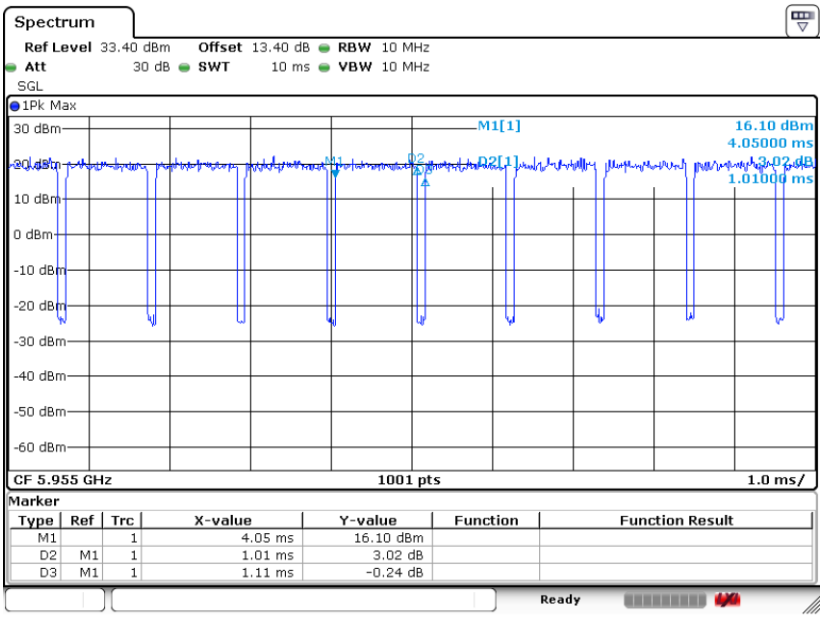

802.11ax HE40_Ant5

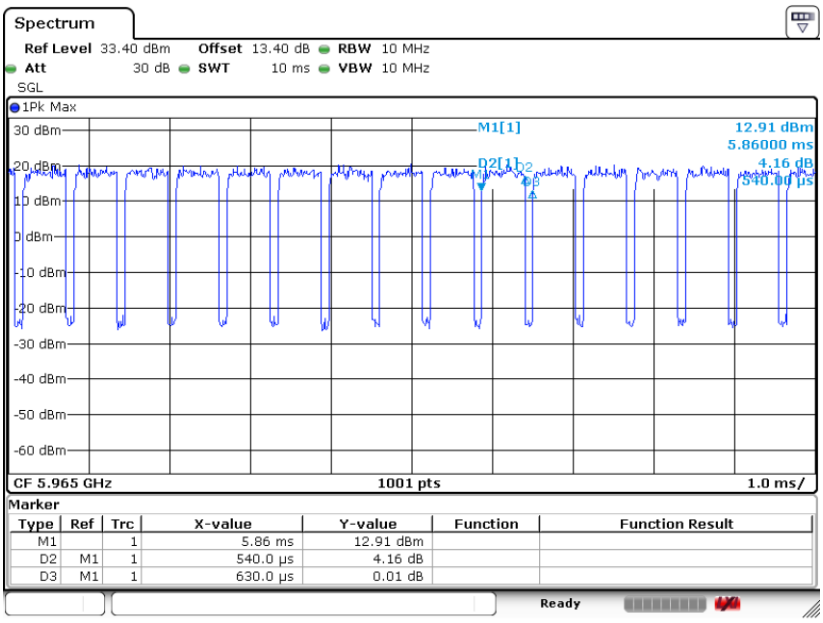

802.11ax HE40_Ant7

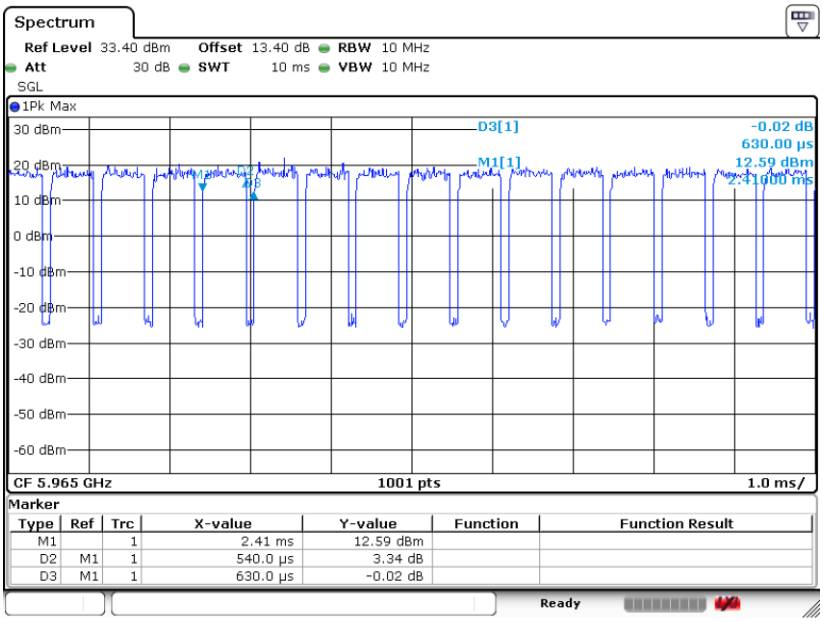

802.11ax HE80_Ant5

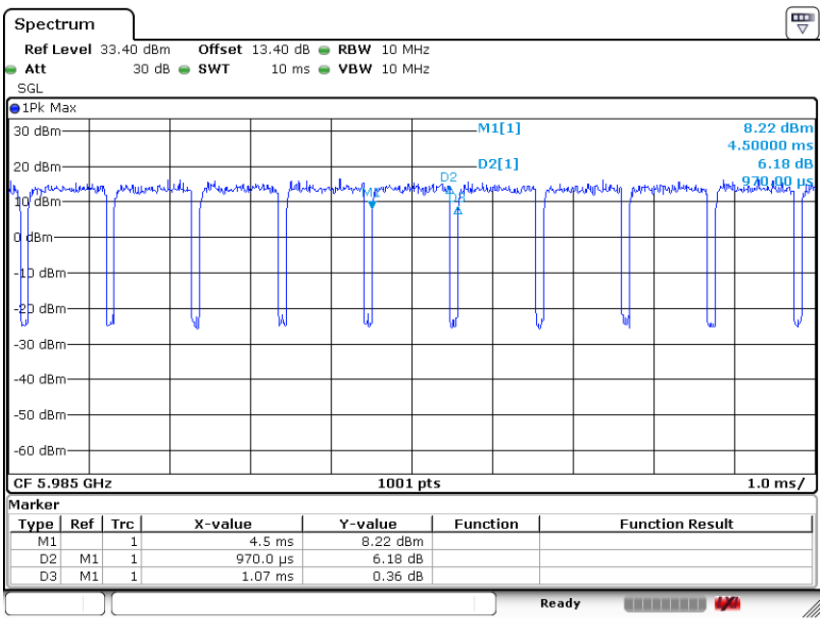

802.11ax HE80_Ant7

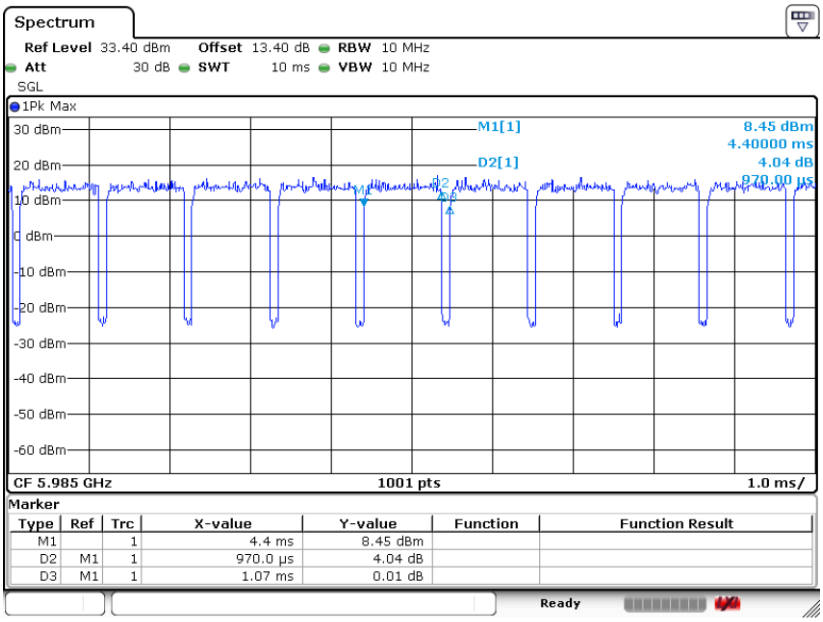

802.11ax HE160_Ant5

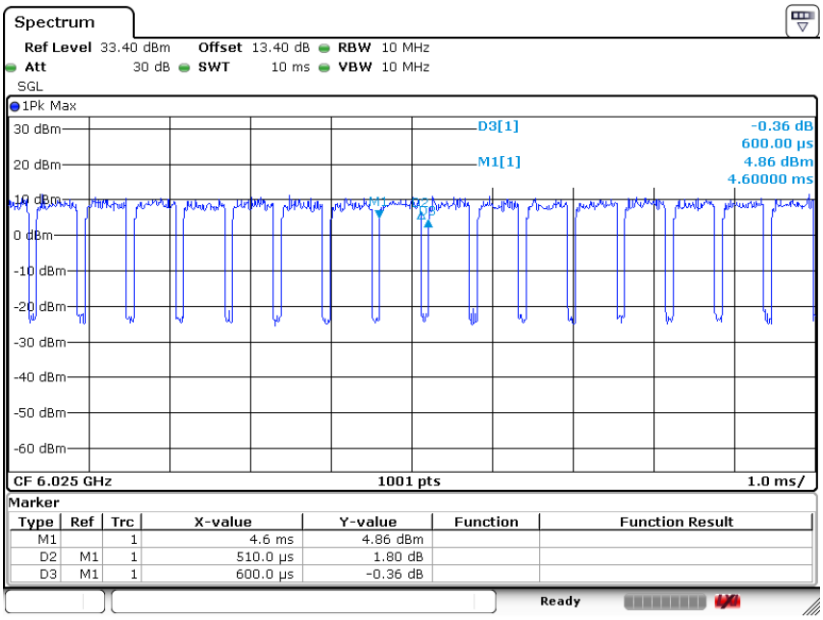
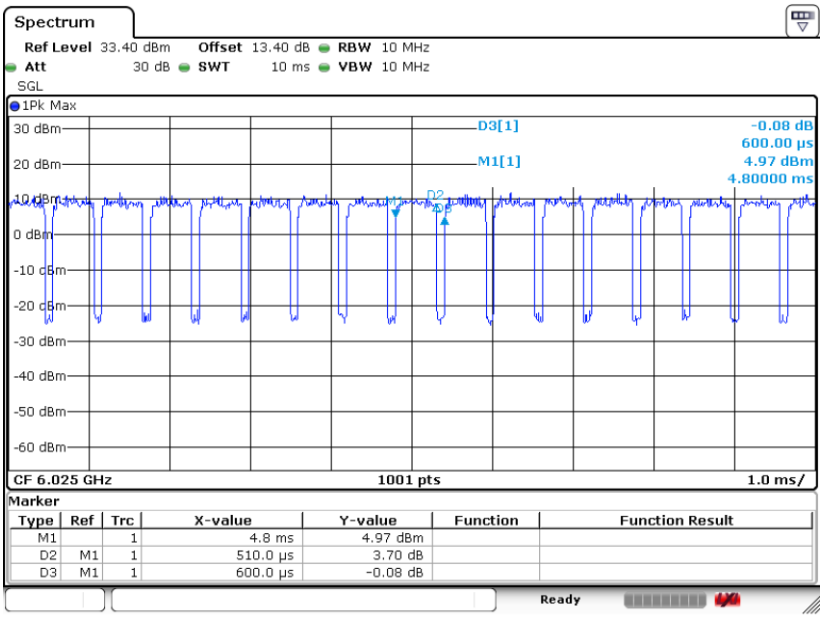
802.11ax HE160_Ant7